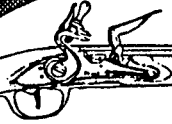


The LONG JOM

North Texas District
August 1991



Offie Henley
FCF Chairman
(214) 409-4230

Sherman McDaniel
FCF President
(214) 660-1117

J. C. Spence
FCF Vice-President
(214) 937-1927

Gary Bierschwale
FCF Scribe
(214) 442-1326

John Allen
FCF Historian
(214) 223-0618

GREETINGS FROM THE ROADRUNNER!

We had a great Territorial last month. The weather was a little cool for us warm blooded Texans, but we survived. Make plans now to attend the National Rendezvous at Eagle Rock Missouri next year.

There will be Phase I testing October 19 at Lakeview at 10:00. We need members in their outfits to come and help out.

Part I of the NMLRA class will be October 8, 15 at 7:30 p.m. in South Dallas. We need a location to give it at.

If anyone has an idea for a location to have it please call me.

I hope you are planning to attend Family Days October 25-27. JC and Fay Spence are in charge of games and activities this year. If you have any questions or suggestions let them know. Mike McDaniel, pastor in Fort Smith AK, will be our special speaker. He is a

gung-ho RR leader and FCF member. We are planning to go back to camp Hoblitzelle for the Christmas Banquet party. If anyone wants to stay Friday night let me know, rates are reasonable, but we have to make reservations.

Well, I hope to see you at the next event whether here or in the rapture.

Awaiting his coming

Sherman McDaniel



And now a word
from our
District Scout...

Hey all you Young Bucks!

I'm looking forward to seeing you all at the next FCF event. Lets show up and show the Old Timers how it's done!

Benji ☺

North Texas District Scout

Upcoming Events

and where they're going to be

Family Days

October 25-27

at

Lakeview

**CHRISTMAS
BANQUET**

December 14

at

Camp Hoblitzelle

in Midlothian

FRONTIER TANNING

REMOVING THE HAIR

First you need to remove all the fat and flesh (the membrane) from the skin. This step is one of the hardest to do. You will soon be convinced that tanning is a more physical than chemical process. The tanning brine cannot penetrate the skin evenly unless the membrane tissue is removed, leaving a soft porous layer as soft as a chamois.

Once the above is done its ready for the *liming* or *de-hairing* solution. It will depend on how strong you make the solution as to how fast the hair can be removed.

HAIR REMOVING SOLUTIONS

RECIPE 1.....(using lye) 1/4 cup lye (wear gloves)
 20 gallons water

MIX: Soak the skin for two days in a covered container. Stir frequently. Remove when hair is loosened. (some scrapping to do)

RECIPE 2.....(using lime) 2 1/2-3 pounds white lime (found at your nearest lumber yard)
 15-30 gallons water

MIX: Soak the skin for 30 to 48 hours until the hair loosens, stirring 2 or 3 times.

After said time, take skin out of either solution. Put the skin on a fleshing beam and with a dull fleshing knife scrape off any hair left on.

Rinse the de-haired skin in clear water at least 2 times. Then take 2 1/2 quarts of vinegar in 30 gallons of water and soak the skin for 24 hours. Stir every few hours. Now the skin is ready for the tanning brine or solution.

NOTE: The lime recipe is the safest to use. The lime water, hair and any flesh can be saved and used on your garden. The hair can be used as stuffing for upholstery.

Robert Baldwin
The Tanner

FCF FAMILY DAYS

OCTOBER 25-27

Make plans now to bring the family out to the the country for a time of fun, games and fellowship. JC and Fay have some *BODACIOUS* games and activities in store for us this year.

Our special speaker is Mike McDaniel, a pastor in Fort Smith Arkansas, who is a gung-ho Royal Ranger leader and FCF member. Yep, he's kin to ol Sherman, but lets hope he's better lookin! (*the new scribe will be announced at the gatherin...*)

Each family will be earning points for certain things done during the whole weekend. These points will be applied towards the PIONEER FAMILY for the weekend. Listed below are some of the ways you can earn points. More details will be given at registration.

- * register before 10:00 Saturday morning
 - * have your quilt blocks ready during camp
 - * participate in Friday night service (play an instrument, sing, do a skit, etc...)
 - * participate in games and activities
-


Each family should bring refreshments to the Friday night doins. We'll just throw em all together and see what we get!

The lady's will have a craft time Saturday afternoon to make some goodies. Bring \$2 for the materials ladies.

There will be a cobbler cook off Saturday afternoon. UMMMM UMMMM!

Make your best dish and bring it to the doins Saturday night to share for our pot luck supper. I can taste it already!

Here are the patterns for the two quilt blocks you need to make (try to have them ready by Family Days).



PIECED BLOCK

4 - 5 1/2" SQ SOLID COLOR



10 - 3" SQ CO-ORDINATE
OR SOLID
OR PRINT



10 - 3" SQ CO-ORDINATE
OR SOLID
OR PRINT

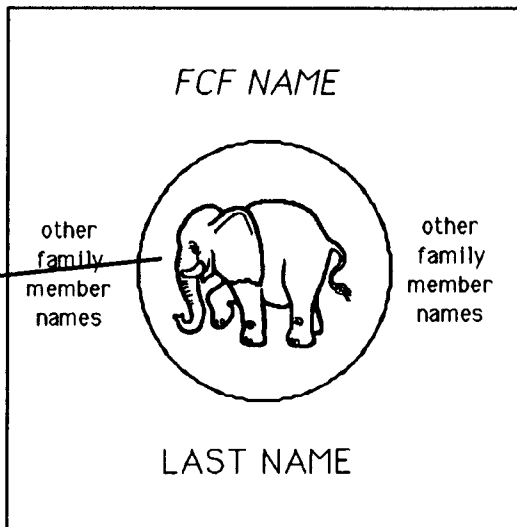
15 1/2" SQ WHEN FINISHED



LOGO BLOCK

12 1/2" SQ FABRIC
HAND EMBROIDERY

logo



SOME OBSERVATIONS ON FCF

J. TAILOR

If you look around at an FCF camp, it should be easy to project yourself back in time to the 1800's and forget the cars, etc. Most of the time that *has* become the rule rather than the exception, and that's really an improvement from the past. Good work brethren young and old. There are still things that we can work on, and in doing so will fulfill the FIVE LOGS of the FCF emblem (don't look them up, can you remember them? OK, now go and look them up). One area most of us could stand to work on is remembering that this is a boy program. It's fine to be FCF and proud of our gear and strut our stuff around, but that doesn't do much for the boy who can't even sport a real outfit. I've been blessed lots of times by seeing a boy get a part of an outfit for next to nothing (more than once for just washing my dishes) going away feeling he'd earned his item: which usually he had. Now don't expect me doing that for most of you Greybeards: you guys have jobs and can bring good trade items, you see --

Another hurdle to cross is STAGNATION. I know of several FCF members, OLD Timers mostly, who have been in the Chapter for years and years, and still are Frontiersman, not in Trappers Brigade and still wearing the same old worn-out outfit that they started with. Now don't get me wrong, this is not an ad. To *lead*, we have to be *going*. Not only that, we have to be going somewhere that the *boys want to go*. A stream of "Living Water" can turn stale and get polluted by nothing more dramatic than staying in one place too long. The opposite extreme is seeking recognition of men simply for its own sake. Jesus warned against that, too. Remember, Old Timers, that the boys in FCF are the next generation of commanders. We need to be sure that the legacy we leave is a GOOD one: we leave a legacy whether we mean to or not!



Now the next item is AUTHENTICITY. That's an elusive quality, since we usually make exceptions for various technological improvements and equipment, and nearly nobody has any gear that's really 180 years old that I know of. Still, a trip to the library could make a big difference, and with a little time and money, the FCF group of a particular outpost could outfit themselves as a Lewis & Clark era group, or as a settlement in Texas circa 1835, or whatever suits their fancy. It would be really neat to see Outposts camping in an era-oriented system, from shelter to shoes, wouldn't it? Why, we could even sponsor a travelling trophy for the best "Sectional Brigade" or whatever. Sound good? Well, get to work, then.

Go on, you can do it: I'll help as much as I can, all you have to do is get in touch with me. I have pretty good connections with suppliers and will direct you, supply you, help you, and try to answer questions as I'm able. Let's get serious about this stuff and police each other. If you find a plastic ice chest in my camp, I sure want to get it out of sight. It makes a pretty sorry photograph to have tips, wall tents, buckskins and car bumpers side by side. Consider how to make our camps even more FCF each time we go. Come to the October 11 camp near Bastrop -- looks to be a good one, and will be as 1800's as possible. Register to get the info pack as soon as you can. It has good information and ideas on how to get "authentic" without getting in the poorhouse. Also has some plans for FCF backpacks (it's a carry-what-you-bring kind of camp) and bedding. Both of these can be made and brought to the camp with a minimum of trouble, or if you like, I can make them up for you (for a small fee) and bring them there. It will get you ahead of the game if you make your own stuff, of course.

See you down the trail,

Jeremiah Taylor
Rt 2 Box 75-H
Manor, TX 78653
(512)272-4232

Announcing the First
Piney Woods Pack-in Perambulation
FCF Camp!

October 11 & 12, 1991
Adjacent to Bastrop St. Pk.

FCF CLOTHING & GEAR ONLY!

Bring:

Shelter, NMRA card, shooting gear, bedroll,
frontier-style food & cooking gear for Sat.,
clothing to suit weather, rifle, \$5-\$10 prize for
blanket shoot, trade goods, good attitude.

Preregistration \$7 until Sept 27, \$10 thereafter.
Includes patch, award plaques, information
pack (mailed), materials used in events and
Friday supper. Events include flint & steel,
candle shoot, woodswalk, yarn spin, short,
long & moving target shoot, hawk, knife,
costume judging, recipe testing, (and sampling)
and more.

Direct inquiries and registration to:

Cooper
Rt 3 Bx 400H
Bastrop, Tx 78602
(512) 321-7201

*Gary Bierschwale
Five Carey Lane
Lucas, Texas 75002*

ADDRESS CORRECTION REQUESTED