

Metro Tabernacle A/G  
Royal Rangers Ministry  
Selangor Outpost #9  
Handbook for Rangers & Parents



(Adapted from National Royal Rangers Handbook)



## Contents

1. Handbook Purpose
2. Royal Rangers Ministry & Emblem
3. Uniform
4. Awards
5. Events
6. Camping
7. Discipline
8. Participation of Parents
9. Attendance
10. Dues
11. Frontiersmen Camping Fellowship
12. Appendix 1: Ranger Kids (RK) Advancement
13. Appendix 2: Discovery Rangers (DR) Advancement
14. Appendix 3: Adventure Rangers (AR) Advancement
15. Appendix 4: Expedition Rangers (ER) Advancement
16. Appendix 5: Gold Medal of Achievement (GMA)
17. Appendix 6: The Buffalo Awards
18. Appendix 7: Royal Ranger of the Year (ROTY)
19. Appendix 8: Best Patrol Award
20. Appendix 9: Patches, Pin and Medals Guide
21. Appendix 10: Award Vest
22. Appendix 11: Current Organisational Structure



## 1. Purpose

- a. To provide basic guidance to rangers and parents on the code and practices used in the Royal Ranger Ministry.
- b. To ensure every rangers & parents understand the same required knowledge
- c. To clear any misinterpretation and confusion in regards to the practices of Royal Rangers

## 2. Royal Rangers Ministry

The mission of Royal Rangers coincides with the mission of the church, as given by Christ in Matthew 28:18-20 - *Then Jesus came to them and said, "All authority in heaven and on earth has been given to me. Therefore go and make disciples of all nations, baptizing them in the name of the Father and of the Son and of the Holy Spirit, and teaching them to obey everything I have commanded you. And surely I am with you always, to the very end of the age."*

The Royal Rangers ministry program is an activity-based, for boys/girls and young men/women from ages 6 to 17. Our mission is to evangelize, equip and empower the next generation of Christlike men & women and lifelong servant leaders. We provide Christlike character formation and servant leadership development for them in a highly relational and fun environment. It is a ministry that mentors and motivates them spiritually through Bible study and memorization, devotionals and Christian role models. It is also an outdoor organization that is driven by the mandate to empower our next generation and to reach, teach and keep boys and girls for Christ.

We are driven to **EVANGELISE** to the world, **EQUIP** the leaders of tomorrow and **EMPOWER** them to make a difference. Evangelise, Equip and Empower.

The Life of a Royal Ranger includes great outdoor adventures through camping, water activities, hiking, rappelling, and mountain climbing, as well as challenging indoor adventures. There will be opportunities year-round to attend tremendous camping events at the outpost, district, or national levels.

The Royal Ranger will grow in four ways. Through proper exercise and diet, their body will develop **PHYSICALLY**. Through prayer, Bible study, and witnessing, they will grow **SPIRITUALLY**. By studying and reading, their mind will grow **MENTALLY**. And by learning how to treat others, they will develop **SOCIALLY**.

Dedicated leaders provide direction during weekly outpost meetings which are designed to develop the total ranger for Christ moulds boys and girls into servant leaders, teaching them vital social, equipping, attitude, leadership and service skills.



### Understanding the Royal Rangers Emblem:

The four red points represent "the four main teachings of the church":

- Salvation
- Baptism of the Holy Spirit
- Healing
- Rapture.



The four gold points denote the four ways a Ranger grows: mentally, physically, spiritually, and socially.

The eight blue points represent the Ranger Code:

ALERT	He is mentally, physically, and spiritually alert.
CLEAN	He is clean in body, mind, and speech.
HONEST	He does not lie, cheat, or steal.
COURAGEOUS	He is brave, in spite of danger, criticism, or threats.
LOYAL	He is faithful to his church, family, outpost, and friends.
COURTEOUS	He is polite, kind, and thoughtful.
OBEDIENT	He obeys his parents, leaders, and those in authority.
SPIRITUAL	He prays, reads the Bible, and witnesses.

### The Royal Rangers Pledge:

With God's help, I will do my best to serve God, my church, and my fellowman; to live by the Ranger Code; to make the Golden Rule my daily rule.

### The Golden Rule:

Matthew 7:12 - Therefore, whatever you want men to do to you, do also to them, for this is the Law and the Prophets.

### The Royal Rangers Motto:

Ready. Ready for anything. Ready to work, play, serve, worship, live, and obey God's Word.

### Pledge of Allegiance to the Christian Flag:

I pledge allegiance to the Christian flag and to the Savior for Whose Kingdom it stands; one brotherhood, uniting all true Christians in service and in love.



### 3. Uniform

- a. Types of Uniform - Class A is a more formal wear. Selangor Outpost 9 does not use this type of uniform.
- b. Types of Uniform - Class B is a formal wear. They consist of long or short sleeve khaki Royal Ranger shirt, khaki pants or culottes and a khaki colour belt and a bolo tie. A white t-shirt is worn underneath the shirt. Black or dark shoes and socks are also part of the uniform. The royal ranger beret may be worn with this uniform. This uniform is for Discovery, Adventure and Expedition Rangers.
- c. Types of Uniform - Class C are the most casual of all uniforms. They consist of a Royal Ranger T-shirt and a blue/black jeans or pants or khaki pants. The award vest and a cap or beret can also be worn. Black or dark shoes and socks are also part of the uniform. Boys must tuck in the T shirt and pants with belts while girls do not require to.
- d. Uniforms are to be worn at all Outpost activities with exception of campouts. At campouts, special instructions will be provided regarding uniform use. Royal Rangers are to wear a Class B uniform on meetings that fall on the first meeting of the month. Class C uniform is to be used on the second meeting of the month or for all other activities unless instructed otherwise. Any other Royal Rangers T-shirt can be worn on the third meeting of the month unless instructed otherwise.
- e. Ranger Kids will use rangers award vest as part of their uniform. Class B uniform is not required.
- f. Uniforms can be ordered at the time of registration (for Class C) and 3 months preceding each Council Of Achievement (COA) or as announced (Class B). COA is an award ceremony.
- g. There may be uniform exchange program. Uniform in good condition may be exchanged with another used uniform if the size is available and mutually agreed.

Class B Uniform



Class C Uniform





#### **4. Awards**

- a. Every quarter each Ranger will be expected to progress through their advancement trail.
- b. Advancement bar, drape medals and merit badges will be given out and awarded at the next COA after they are earned. Rangers must be in class B uniform to receive them (except for Ranger Kids).
- c. Council of Achievement are conducted twice a year. Tentatively June and November or dates as announced.
- d. A parent who would like to work with their son/daughter on a merit other than the ones planned by the group Commander should check with their child's group Commander. This is to ensure the ranger do not duplicate the same merit. The parents must then be sure that their child completes every requirement of the merit. Upon completion, the work should then be presented to the group Commander so that he/she can sign off on the requirements and award the merit at the next meeting.
- e. Appendices at the end of the handbook show the award that can be earn but are not limited to the ones shown.

#### **5. Events**

- a. A Ranger may participate in an event if he/she has a current registration on file; permission slip signed for the event by parents and is attending the Rangers meetings. Exemption limited to annual Selangor #9 Camp and National Pow Wow & Camporama wherein non Rangers are welcome to participate.
- b. One of the objectives of Selangor #9 is to train boys and girls to take leadership responsibilities whenever possible. Because of this they are encouraged to attend the leadership training camps (Discovery Training Camp [DTC], Adventure Training Camp [ATC], and Junior Training Camp [JTC]) that are made available to them. JTC is organised by National office whilst DTC and ATC are organised within outpost.

#### **6. Camping**

- a. All campers are expected to participate in all of the duties assigned to them and their team/patrol.
- b. Tent allocations will be made and can only be changed by the Camp Commander or Senior Commander.
- c. Rangers with a firecraft merit may sign up to start and maintain the fire.
- d. Knives and hand axe may only be used at designated area and is assigned by the respective Commanders.
- e. The buddy system is used at all times and at all events. No one is permitted to go anywhere without a buddy. No Ranger is permitted to leave the campsite without an adult (Commander) from the outpost.



- f. If a Ranger's supervising adult (Commander) leaves an activity, the Ranger must leave unless the adult transfers responsibility for the child to another adult from the outpost.
- g. Any camp rules broken can be discipline (refer to Discipline).

## **7. Discipline**

- a. A ranger requires a code of conduct like the Royal Ranger Code. Selangor #9 subscribed to the Ranger Code as defined boundaries that help built character and conscience in governance of behaviour.
- b. Boundaries give Rangers sense of freedom and security by defining the limits of acceptable behaviour.
- c. It is an objective of Selangor Outpost #9 that the Royal Ranger Ministry is enjoyed by every person involved. For this to occur, it is important that there is respect for each other.
- d. Unacceptable behaviour will be handled as follows:
  - i. Request for information
  - ii. Consultation with parents
  - iii. Follow up

## **8. Participation of Parents**

- a. The goal of the Royal Rangers Ministry is to Reach, Teach and Keep boys and girls for Christ. Selangor Outpost #9 understands that this goal should be the main goal of a Christ centered family. Because of this, the Royal Ranger Commanders desire to collaborate with the parents and to help them raise and train boys and girls to follow Christ. Parents are strongly advise to get involved because they are the best positioned to use this ministry for their child's benefit.
- b. Parents can get involved by:
  - i. Attending campouts
  - ii. Attending special events
  - iii. Work with their children on merits he/she needs to achieve his/her advancement
  - iv. Financially support the outpost with equipment purchase if needed
  - v. Pray for the Commanders who invest time, effort and energy working with the child
  - vi. Foster relationship between boys/girls in the group by inviting other boys/girls and their families to join them in their family recreation
  - vii. Communicate with their child's Commander and ask for insight into their child's progress in the group
  - viii. Volunteering to share their expertise as and when required



## **9. Attendance**

- a. Every week the Commander has a plan for advancement. Missing a week makes it difficult to catch up and can easily cause even the most dedicated Ranger to fall behind the rest of the group. Attendance is the key to advancement in the Royal Ranger Ministry.
- b. The boys and girls in the patrol are a team where every Ranger plays an important part. When one is missing, the patrol suffers by losing the opportunity to build camaraderie when working and playing together.

## **10. Dues**

Selangor #9 is chartered with the Royal Rangers National office. Yearly dues are expected to be forwarded to them for the smooth running of all outposts in Malaysia and other national event. Selangor #9 will charge yearly dues at the beginning of each year with every new registration or renewal.





## 11. Frontiersmen Camping Fellowship (FCF)

The Fellowship began as a way to reward for the older boys and men who had distinguished themselves in advancement, training, and camping. The first FCF chapter was organized in the Southern California District in 1966 in USA. Dressed in buckskin outfits, the boys and men gathered in the firelight and prepared to endure a night of testing that would stretch their camping and survival skills to the limit. Many of the tests a Royal Ranger will face to become an FCF member will demand a courageous spirit and be a life-changing experience. In Malaysia, the FCF chapter is called The Harimau Chapter. Malaysia Royal Rangers will be re-booting the FCF program in Malaysia. It will be different from the USA FCF focus. It will focus on missions and service to royal ranger's ministry.

The core values of the FCF would be to serve the Royal Rangers Ministry by:

1. Being a Christian mission driven honour group.
2. Mastering local Frontiersmen outdoor skills.
3. Service to the local and national Royal Rangers Ministry.
4. Alternative pageantry at Royal Ranger Events.

Isaiah 40:3

A voice of one calling: "In the wilderness prepare the way for the Lord[a]; make straight in the desert a highway for our God.





## 12. Appendix 1 – Ranger Kid (RK) Advancement

The Ranger Kids Advancement Trail consists of fifteen advancement steps, organized into three sub-trails of five steps each - the Trail to the Elk, Trail to the Wolverine, and the Trail to the Cougar. The Ranger Kids Gold Trail Award is the highest award earned in Ranger Kids and is awarded after completion of all fifteen advancement steps. For further inquire and details, please consult the RK Group/Outpost Commander, RK Commanders or the Senior Commander.

The Ranger Kids Advancement Trail is made up of three trails, each trail consists of several badges as follows.

### Trail to the Elk – 6 years Old:



- Antelope, Ram, Caribou & Buffalo advancement focus: Physical, Spiritual, Mental & Social
- Elk: Earn all four (4) advancement merits

### Trail to the Wolverine – 7 years Old:



- Beaver, Fox, Coyote & Badger advancement focus: Physical, Spiritual, Mental & Social
- Wolverine: Earn all four (4) advancement merits



### Trail to the Cougar – 8 years Old:



- Lynx, Cheetah, Panther & Tiger advancement focus: Physical, Spiritual, Mental & Social
- Cougar: Earn all four (4) advancement merits

### Ranger Kids Gold Trail Award

Once the Elk, Wolverine, and Cougar advancement trails are completed, a Ranger earns the Ranger Kids Gold Trail Award.





### 13. Appendix 2 – Discovery Ranger (DR) Advancement

The Discovery Rangers Advancement Trail consists of three annual medals - Gold Falcon, Gold Hawk, and Gold Eagle. Each annual medal is earned upon the completion of four quarterly steps - White, Red, Bronze, and Silver. All Discovery Rangers begin their advancement process by earning the first quarterly step toward the first annual award (the White Falcon). They then progress along the trail, earning awards in sequential order, based on the specified number and type of merits required for each step, until they earn the highest award in Discovery Rangers (the Gold Eagle). Any merit from the specified category may be used to satisfy these requirements. The numbers shown below represent the cumulative total number of merits required for each advancement step. For further inquire and details, please consult the DR Group/Outpost Commander, DR Commanders or the Senior Commander.

#### Year 1: Trail to Gold Falcon Award

Advancement Step	Bible Merits (Orange)	Elective Skill Merits (Green or Blue)	Required Skill Merits (Blue)	Leadership Merits (Red or Gold)
White Falcon	1	1		
Red Falcon	2	2		
Bronze Falcon	3	3		
Silver Falcon	4	4	1	1
Gold Falcon <sup>(1)</sup>	4	4	1	1

<sup>(1)</sup> In addition to earning the merits specified above, ranger must also satisfy the following additional requirements for the Gold Falcon Award:

- Recite from memory the Royal Rangers Pledge, Code, Motto, meaning of the points of the Royal Rangers Emblem and the Golden Rule.





**Year 2: Trail to Gold Hawk Award**

Advancement Step	Bible Merits (Orange)	Elective Skill Merits (Green or Blue)	Required Skill Merits (Blue)	Leadership Merits (Red or Gold)
White Hawk	5	5	1	1
Red Hawk	6	6	1	1
Bronze Hawk	7	7	1	1
Silver Hawk	8	8	2	2
Gold Hawk <sup>(2)</sup>	8	8	2	2

<sup>(2)</sup> In addition to earning the merits specified above, ranger must also satisfy the following additional requirements for the Gold Hawk Award:

- Recite from memory the Royal Rangers Pledge, Code, Motto, meaning of the points of the Royal Rangers Emblem and the Golden Rule.
- Be a Gold Falcon award recipient for at least six months, or be a graduate of the third grade or 9 years old.
- Serve in one or more leadership positions in Discovery Rangers for at least six months.
- Show your ability to present the plan of salvation to someone.





### Year 3: Trail to Gold Eagle Award

Advancement Step	Bible Merits (Orange)	Elective Skill Merits (Green or Blue)	Required Skill Merits (Blue)	Leadership Merits (Red or Gold)
White Eagle	9	9	2	2
Red Eagle	10	10	2	2
Bronze Eagle	11	11	2	2
Silver Eagle	12	11	3	4
Gold Eagle <sup>(3)</sup>	12	11	3	4

<sup>(3)</sup> In addition to earning the merits specified above, ranger must also satisfy the following additional requirements for the Gold Eagle Award:

- Recite from memory the Royal Rangers Pledge, Code, Motto, meaning of the points of the Royal Rangers Emblem and the Golden Rule.
- Be a Gold Hawk award recipient for at least nine months, or be a graduate of the fourth grade or 10 years old.
- Serve in one or more leadership positions in Discovery Rangers for at least twelve months.
- Show your ability to present the plan of salvation to someone.





### 14. Appendix 3 – Adventure Ranger (AR) Advancement

The Adventure Rangers Advancement Trail consists of three annual medals – Adventure Bronze, Adventure Silver, and Adventure Gold. Each annual medal is earned upon the completion of four quarterly steps. All Adventure Rangers begin their advancement process by earning the first quarterly step toward the first annual award (the Powder Horn award). They then progress along the trail, earning awards in sequential order, based on the specified number and type of merits required for each step, until they earn the highest award in Adventure Rangers (the Adventure Gold award). Any merit from the specified category may be used to satisfy these requirements. The numbers shown below represent the cumulative total number of merits required for each advancement step. For further inquire and details, please consult the AR Group/Outpost Commander, AR Commanders or the Senior Commander.

#### Year 1: Trail to Adventure Bronze Award

Advancement Step	Bible Merits (Brown)	Elective Skill Merits (Green or Silver)	Required Skill Merits (Green)	Leadership Merits (Red, Gold, Sky Blue)
Powder Horn	1	1		
Bowie Knife	2	2		
Tomahawk	3	3		
Long Rifle	4	4	1	1
Adventure Bronze <sup>(1)</sup>	4	4	1	1

<sup>(1)</sup> In addition to earning the merits specified above, ranger must also satisfy the following additional requirements for the Adventure Bronze Award:

- Recite from memory the Royal Rangers Pledge, Code, Motto, meaning of the points of the Royal Rangers Emblem and the Golden Rule.





## Year 2: Trail to Adventure Silver Award

Advancement Step	Bible Merits (Brown)	Elective Skill Merits (Green or Silver)	Required Skill Merits (Green)	Leadership Merits (Red, Gold, Sky Blue)
Pine	5	5	1	1
Cedar	6	6	1	1
Oak	7	7	1	1
Sequoia	8	8	2	2
Adventure Silver <sup>(2)</sup>	8	8	2	2

<sup>(2)</sup> In addition to earning the merits specified above, ranger must also satisfy the following additional requirements for the Adventure Bronze Award:

- Recite from memory the Royal Rangers Pledge, Code, Motto, meaning of the points of the Royal Rangers Emblem and the Golden Rule.
- Be an Adventure Bronze award recipient for at least six months, or be a graduate of the sixth grade or 12 years old.
- Serve in one or more leadership positions in Adventure Rangers for a total of at least six months.
- Show your ability to present the plan of salvation to someone.







### Year 3: Trail to Adventure Gold Award

Advancement Step	Bible Merits (Brown)	Elective Skill Merits (Green or Silver)	Required Skill Merits (Green)	Leadership Merits (Red, Gold, Sky Blue)
Second Class	9	9	2	2
First Class	10	10	2	2
Advanced	11	11	2	2
Master	12	11	3	4
Adventure Gold <sup>(3)</sup>	12	11	3	4

<sup>(3)</sup> In addition to earning the merits specified above, ranger must also satisfy the following additional requirements for the Adventure Gold Award:

- Recite from memory the Royal Rangers Pledge, Code, Motto, meaning of the points of the Royal Rangers Emblem and the Golden Rule.
- Be an Adventure Silver award recipient for at least nine months, or be a graduate of the seventh grade or 13 years old.
- Serve in one or more leadership positions in Adventure Rangers for a total of at least twelve months.
- Show your ability to present the plan of salvation to someone.





## 15. Appendix 4 – Expedition Ranger (ER) Advancement

The Expedition Rangers Advancement Trail consists of three annual medals – E1, E2, and E3. All Expedition Rangers begin their advancement process by earning the E1 award. They then progress along the trail, earning awards in sequential order, based on the specified number and type of merits required for each step, until they earn the highest award in Expedition Rangers (the E3 award). Any merit from the specified category may be used to satisfy these requirements. The numbers shown below represent the cumulative total number of merits required for each award. All Expedition Ranger Trail advancement requires attendance of outpost camp or national camp or an acceptable camp by the outpost. For further inquiries, please consult ER Group/Outpost Commander, ER Commanders or Sr. Commander.

### Year 1: Trail to E1 Award

Advancement Step	Spirit Challenges	Elective Skill Merits (Silver)	Required Skill Merits (Silver)	Leadership Merits (Gold or Sky Blue)
E1 Award <sup>(1)</sup>	25	4	1	1

<sup>(1)</sup> In addition to earning the merits specified above, ranger must also satisfy the following additional requirements for the E1 award:

- Recite from memory the Royal Rangers Pledge, Code, Motto, meaning of the points of the Royal Rangers Emblem and the Golden Rule.

### Year 2: Trail to E2 Award

Advancement Step	Spirit Challenges	Elective Skill Merits (Silver)	Required Skill Merits (Silver)	Leadership Merits (Gold or Sky Blue)
E2 Award <sup>(2)</sup>	50	8	2	2

<sup>(2)</sup> In addition to earning the merits specified above, ranger must also satisfy the following additional requirement for the E2 award:

- Recite from memory the Royal Rangers Pledge, Code, Motto, meaning of the points of the Royal Rangers Emblem and the Golden Rule.
- Be an E1 award recipient for at least six months, or be a graduate of Form 3.
- Serve in one or more leadership positions in Expedition Rangers for a total of at least six months.
- Show your ability to present the plan of salvation to someone.





### Year 3: Trail to E3 Award

Advancement Step	Spirit Challenges	Elective Skill Merits (Silver)	Required Skill Merits (Silver)	Leadership Merits (Gold or Sky Blue)
E3 Award <sup>(3)</sup>	75	11	3	4

<sup>(3)</sup> In addition to earning the merits specified above, boys must also satisfy the following additional requirement for the E3 award:

- Recite from memory the Royal Rangers Pledge, Code, Motto, meaning of the points of the Royal Rangers Emblem and the Golden Rule.
- Be an E2 award recipient for at least nine months, or be a graduate of Form 4.
- Serve in one or more leadership positions in Expedition Rangers for a total of at least twelve months.
- Show your ability to present the plan of salvation to someone.





## 16. Appendix 5 - Gold Medal of Achievement

The Gold Medal of Achievement (GMA) represents the pinnacle of achievement in the Royal Rangers program. This prestigious award can only be achieved after many years of continuous effort in Royal Rangers. The following requirements must be met in order to qualify for the Gold Medal of Achievement:

1. Earn the highest award in any TWO of the following age groups:
  - o Discovery Rangers - Gold Eagle Award
  - o Adventure Rangers - Adventure Gold Award
  - o Expedition Rangers - E3 Award.
2. Read the entire Bible, or listen to it as an audio book.
3. Be at least 12 years old (and not yet reached 18 years of age).
4. Be an active member of a Royal Rangers outpost for at least (3) years.
5. Complete the GMA Capstone Project



Once all requirements have been met, a GMA Application must be submitted to the national Royal Rangers office.

### Special Honours with the GMA

Individuals who have met the requirements for the GMA and continue their advancement progress in the program may qualify for additional recognition in the form of the GMA with Merit and the GMA with Honors.

#### Requirements for the GMA with MERIT:

1. Meet all requirements for the GMA
2. Earn the highest award in any THREE age groups:
  - o Ranger Kids - Gold Trail Award
  - o Discovery Rangers - Gold Eagle Award
  - o Adventure Rangers - Adventure Gold Award
  - o Expedition Rangers - E3 Award



#### Requirements for the GMA with HONORS:

1. Meet all requirements for the GMA
2. Earn the highest award in ALL FOUR age groups:
  - o Ranger Kids - Gold Trail Award
  - o Discovery Rangers - Gold Eagle Award
  - o Adventure Rangers - Adventure Gold Award
  - o Expedition Rangers - E3 Award



The GMA with Merit distinction is represented by a gold star worn on the cloth portion of the GMA medal or on the GMA ribbon. The GMA with Honors distinction is represented by wearing two stars on the GMA medal or ribbon.



## 17. Appendix 6 – The Buffalo Awards

Buffalo awards provide additional advancement recognition for rangers who have completed the advancement trail in their current age group. Discovery Rangers who have earned the Gold Eagle award may earn Bronze Buffaloes by earning the additional merits as stated below. Adventure Rangers who have earned the Adventure Gold award may likewise earn Silver Buffaloes, and Expedition Rangers who have earned the E3 award may earn Gold Buffaloes. There are only maximum of two (2) Buffaloes award for each outpost group and requirements for each buffalo as below.

### ***Bronze Buffalo Award Requirements***

- Earn the Gold Eagle award.
- Earn one additional RED leadership merit.
- Earn two additional BLUE skill merits.
- Earn one additional ORANGE Bible merit.



### ***Silver Buffalo Award Requirements***

- Earn the Adventure Gold award.
- Earn one additional GOLD leadership merit.
- Earn two additional GREEN skill merits.
- Earn one additional BROWN Bible merit.



### ***Gold Buffalo Award Requirements***

- Earn the E3 award.
- Earn one additional SKY BLUE leadership merit.
- Earn two additional SILVER skill merits.
- Complete 25 additional Spirit Challenge lessons.









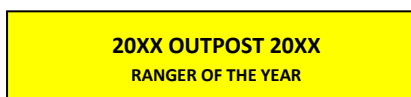
## 18. Appendix 7 – Royal Ranger of the Year (ROTY)

The Purpose: To challenge the rangers to set goals for achievement that has a pre-determined set of rewards. The design of Ranger of the Year is to develop and train as many rangers as possible to become Rangers of the Year. Outpost Selangor #9 endeavour to produce as many Rangers of the Year as possible. We all want rangers to achieve, to grow and to become successful men/women of God. ROTY will received medallion, award certificate & a special name tag to be worn. For further inquiries, please consult any Commanders, Group/Outpost Commanders or Sr. Commander.

### Qualifying Chart

Royal Ranger Group	First Year	Second Year	Third Year	Fourth Year
	Completion of one of the following trails Elk, Wolverine or Cougar & 250 points on ROTY application	Completion of two of the following trails Elk, Wolverine or Cougar & 350 points on ROTY application	Completion of three of the following trails Elk, Wolverine or Cougar & 450 points on ROTY application	
	Gold Falcon & 500 points on ROTY application	Gold Hawk & 600 points on ROTY application	Gold Eagle & 700 points on ROTY application	
	ABA & 500 points on ROTY application	ASA & 700 points on ROTY application	AGA & 900 points on ROTY application	
	E1 or ABA* & 700 points on ROTY application	E2 or ASA* & 850 points on ROTY application	E3 or AGA* & 1000 points on ROTY application	E3 or AGA* & 1200 points on ROTY application

### Special name tags and medallion



Ranger Kids  
ROTY



Discovery  
ROTY



Adventurer  
ROTY



Expedition  
ROTY





## **19. Appendix 8 – Best Patrol Award**

One of the more important things the rangers learn is how to work as a team. Royal Rangers call this the 'Patrol System.' Each patrol consists of a Patrol Guide and an Assistant Patrol Guide. These are the leadership positions within each patrol and they will know the importance of working as part of a team, whether as a leader or as one who helps to see that the leader's vision and goals are reached. Within a year, we change the leaders within a patrol every 3-6 months so that the rangers can have the experience of leading a patrol. The Best Patrol rewards the rangers in a patrol that have shown consistency working together as a team, having the right team spirit and attitude. Good Leaders and Teamwork is important to achieve their goals.

Outpost Selangor #9 endeavour to reward and encourage the Best Patrol from every outpost group. To recognise these patrols an award will be awarded.

For further inquiries, please consult any Commanders, Group Commanders or Sr. Commander.



## 20. Appendix 9 – Patches, Pin and Medal Guide

### RIGHT POCKET

- Event Patch (Any RR Event), centered on pocket
- Patches from other organisation cannot be worn.

#### Above Right Pocket

- Age group name tab (Ranger Kids, Discovery, Adventure and Expeditions) worn centered sitting on top of the pocket flap.
- Affiliated Programs patch above the group name patch eg. Frontiersmen Camping Fellowship (FCF) membership patch.
- No personal name tag are worn except Outpost Ranger of The Year.

### LEFT POCKET

- Training Patch – Any training event patch that you have attended may be worn, centered on pocket
- Award Medal – Ranger may wear one award medal only just below the award ribbons.

#### Above Left Pocket

- Award Ribbon - Ranger may wear up to maximum of 18 award ribbons, 6 rows of 3 ribbons, centered above and along the top edge of the pocket (order of wear shown below)

*Note: Medals & ribbons may be worn at the same time, provided they do not represent the same awards.*




#### Rangers order of wear on pin and ribbons

1. Medal of Valor
2. Medal of Courage
3. Gold Medal of Achievement, with Merit or Honors
4. National Medal of Merit
5. National Outstanding Service Award
6. Missions Project Award
7. National Leadership Award
8. District Medal of Merit
9. District Outstanding Service Award
10. District Leadership Award
11. Trail of the Saber Award
12. Junior Leaders Service Award
13. E3 Award with Gold Buffalos
14. E2 Award
15. E1 Award
16. Adventure Gold Award with Silver Buffalos
17. Adventure Silver Award or Silver Medal of Achievement
18. Adventure Bronze Award or Bronze Medal of Achievement
19. Gold Eagle with Bronze Buffalos
20. Gold Hawk
21. Gold Falcon
22. Ranger Kids Gold Trail Award
23. Merit Colour Ribbons Accordingly

Pin order of wear as indicated below as a guide. Refer to the left for ranger's order of wear. Subsequent order as follows

1	2	3
4	5	6
7	8	9







## 21. Appendix 10 - Award Vest

The awards vest is a supplemental uniform item which allows rangers to display all of the awards, training patches, and event patches they have earned in their current age group. The vest may be worn with the Utility Uniform or any special uniform as prescribed by the outpost. Example as below.





## 22. Appendix 11 – Selangor #9 Organisational Chart Structure

As of January 2020

