


ROYAL RANGERS

AWARDS and RECOGNITION

BOOK





ROYAL RANGERS

AWARDS

and

RECOGNITION

BOOK

Prepared by
Johnnie Barnes

GOSPEL PUBLISHING HOUSE
Springfield, Missouri 65802

02-0715

© Copyright 1981 by the Gospel Publishing House, Springfield, Missouri 65802. All rights reserved. No part of this publication may be reproduced, stored in a retrieval system, or transmitted in any form or by any means, electronic, mechanical, photocopy, recording, or otherwise, without the prior permission of the copyright owner.

ISBN 0-88243-715-1

Printed in the United States of America

Table of Contents

Introduction	4
Straight Arrows Awards	5
Buckaroos Awards	8
Pioneers Awards	11
Trailblazers Awards	20
Air Rangers Awards	27
Sea Rangers Awards	31
Trail Rangers Awards	35
Advanced Awards	39
Frontiersmen Camping Fraternity	71
The Gold Medal of Achievement	78
Additional Awards	81
Leaders' Awards	83
God and Country Program Awards	94

INTRODUCTION

This book contains a list of all the awards and ratings in the Royal Rangers ministries; with the requirements for earning each recognition. By listing all these awards together, a leader or boy may quickly “look up” any award or rating in the entire Royal Rangers program. This also provides an overall view of our total advancement program.

The purpose of the advancement program is to contribute to the development of the total boy—spiritually, physically, socially, and mentally—and to give him recognition for his achievements.

The advancement program, therefore, becomes a very important gauge in determining how well we are doing in reaching our goal of developing the total boy. It provides a gauge, not only for the development, growth, and achievement of each boy, but also for the goals of the local outpost.

In addition, this book contains a list of all the awards available to leaders, with the requirements for earning each recognition.

Let's all keep advancing!

STRAIGHT ARROWS



BRAVE REQUIREMENTS



- *1. Attend the weekly Straight Arrow meeting regularly for at least 2 months and complete the weekly craft projects.
2. Memorize the Straight Arrow pledge.
3. Select an Indian name and explain why this name was selected.

TRIBESMAN REQUIREMENTS



- *1. Attend the weekly Straight Arrow meeting regularly for 5 additional months and complete the weekly craft projects.
2. Memorize John 3:16.
3. Memorize the Golden Rule.

WARRIOR REQUIREMENTS



- *1. Attend the weekly Straight Arrow meeting regularly for at least 7 additional months and complete the weekly craft projects.
2. Memorize the Lord's Prayer.
3. Explain what it means to be a Christian. (This is an excellent time for the leader to encourage a boy to accept Christ if he has not already done so.)

*PLEASE NOTE

Boys who have a legitimate reason for missing a meeting may be allowed to "make up" the meeting by attending an additional meeting/meetings for this requirement.

BUCKAROOS



GREENHORN REQUIREMENTS



9

1. Be at least 7 years old.
2. Memorize the Royal Rangers pledge and recite it to your commander.
3. Learn the Royal Rangers motto and quote it to your commander.
4. Attend Sunday school each Sunday. (If you are not already attending Sunday school, begin to attend regularly.)

After completing these requirements you will wear the Greenhorn insignia pin. This pin is worn centered $\frac{1}{2}$ inch above the left pocket of your shirt.


RANGE RIDER REQUIREMENTS



1. Explain to your commander the meaning of the Royal Rangers pledge.
2. Explain why it is important to live by the Royal Rangers code.
3. On the following pages is information about the Royal Rangers pledge, the Royal Rangers code, your life, your Bible, your church, your outpost, and your home. Read each of these pages and complete each of the "Something to Do" sections.
4. Be a Buckaroo Wrangler for at least 3 months.

After completing these requirements you will wear the Range Rider insignia pin. Your Range Rider pin is worn centered $\frac{1}{2}$ inch above your other Buckaroo pins.

WRANGLER REQUIREMENTS



1. Learn the Royal Rangers code and recite it to your commander.
2. Explain the meaning of the points on the Royal Rangers emblem.
3. On the following pages is information about the Royal Rangers emblem, your life, your Bible, your church, your outpost, and your home. Read each of these pages and complete each of the "Something to Do" sections.

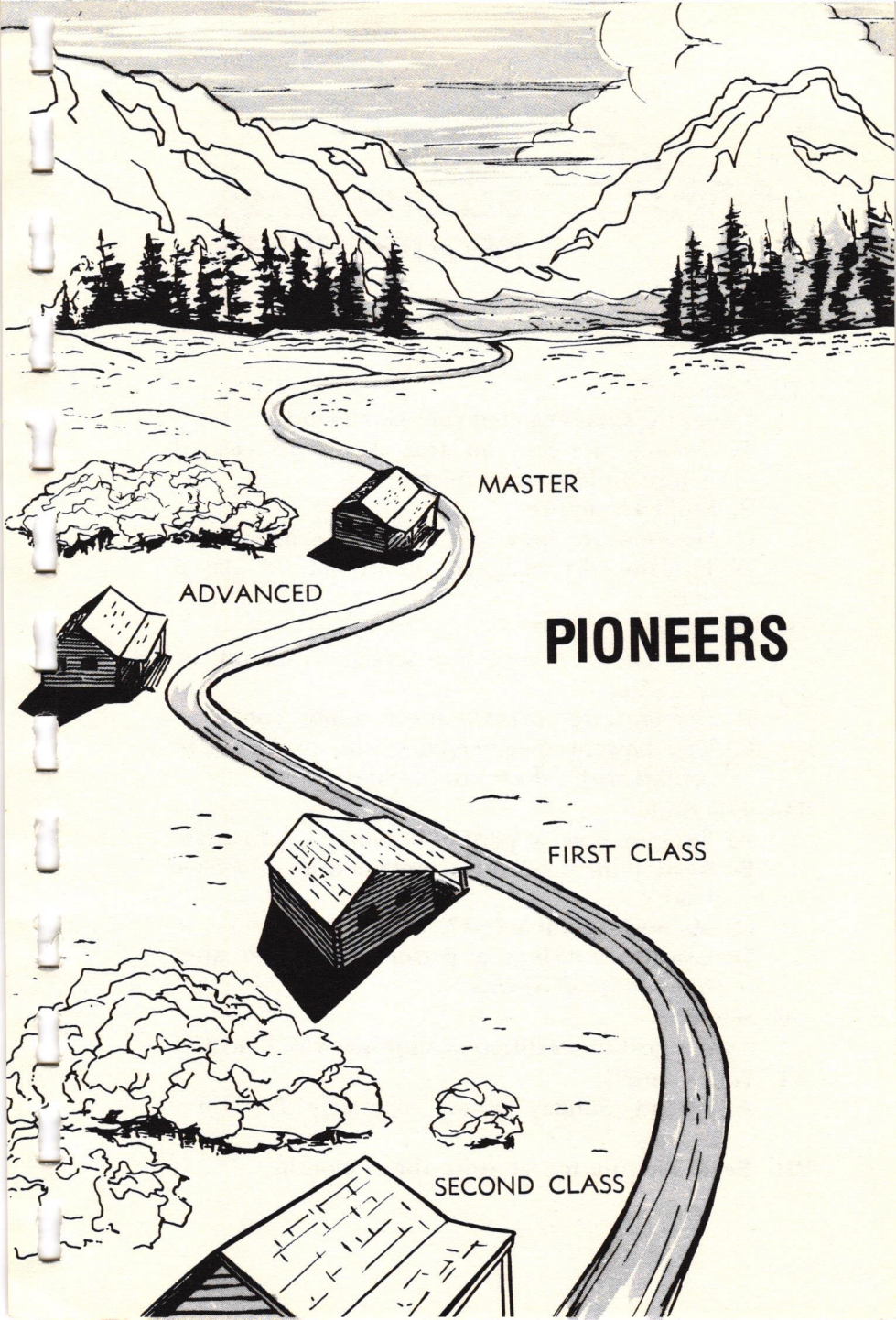
After completing these requirements you will wear the Wrangler insignia pin. Your Wrangler pin is worn centered $\frac{1}{2}$ inch above your left pocket.

TOP HAND REQUIREMENTS



1. Explain each of the points of the Royal Rangers code to your commander.
2. Give some examples of how you have lived by the Royal Rangers code.
3. On the following pages is information about the Royal Rangers code, your life, your Bible, your outpost, and your home. Read each of these pages and complete each of the "Something to Do" sections.
4. Be a Range Rider for at least 6 months.

After passing these requirements you will wear the Top Hand insignia pin. Your Top Hand pin is worn centered $\frac{1}{2}$ inch above the other Buckaroo pins.




MASTER

ADVANCED

PIONEERS

FIRST CLASS

SECOND CLASS



SECOND CLASS REQUIREMENTS

- I. Recite the code and explain the meaning of each point.
- II. Campcraft
 - Under the supervision of your Commander
 - A. Demonstrate how an area should be cleared before building a campfire.
 - B. Build a campfire.
 - C. Demonstrate how to put out a campfire.
 - D. Explain why matches should not be played with.
- III. First Aid
 - A. Explain why cuts and scratches should be cared for.
 - B. Demonstrate first aid for a minor cut.
 - C. Tell how in an emergency you would get in contact with a doctor or hospital.
- IV. The Bible
 - A. Explain how a person becomes a Christian.
 - B. Read John 3:1-21 and explain what you have read.
 - C. Memorize John 3:15-17.
 - D. List three things a person should do after becoming a Christian.
- V. Service
 - Send a card to six different shut-ins or sick people.
- VI. Your Church
 - A. Attend Sunday school regularly for three months.
- VII. Be a Recruit for at least three months.



FIRST CLASS REQUIREMENTS

I. Campcraft

- A. Cook at least one item over a campfire (building the campfire correctly).
- B. Demonstrate how to tie two ropes together so they will not slip, and demonstrate three other knots.
- C. Describe at least four different birds and four different animals that live in your locality.
- D. Make a list of the poisonous plants and snakes in your area and how they can be identified.
- E. Tell what to do if you are lost.

II. First Aid

- A. Demonstrate how to stop bleeding.
- B. Demonstrate first aid for simple burns.
- C. Describe two important things to do when a person is seriously hurt.

III. Service

Do a service for your church, such as clip hedge, mow lawn, etc.

IV. Bible

- A. Read Acts 2:1-4, Acts 8:14-17, Acts 10:44-46, Acts 19:1-6.
- B. Explain what is meant by the baptism in the Holy Spirit.

V. Your Church

- A. Draw a map showing the location of your church and your home, and describe how you would tell a person to find your church.

- B. Keep a record, by taking notes, of at least four of your pastor's sermons, giving Scripture references and main points of the sermon.
- C. Attend Sunday school regularly for six months.

VI. Your Home

Show how you share in the responsibility of the home by making a list of the chores and errands you do.

VII. Your Outpost

- A. Lead your outpost in three games or activities.
- B. Lead in an outpost devotion.

VIII. Physical Fitness

- A. List two habits that harm our bodies and explain why.
- B. Explain why a balanced diet is needed for a healthy body.
- C. Do a regular physical exercise every day for six weeks such as push-ups, sit-ups, etc.

IX. Explain how you have lived by the Royal Ranger Code.

- X. Carry Second Class Rank for at least six months.

Please note: All four advancement pins may be worn on the uniform at the same time. As new pins are earned, wear them on the uniform $\frac{1}{2}$ inch above the existing pin or pins.



ADVANCED RATING REQUIREMENTS

I. Campcraft

- A. Explain how to dress properly to go on a hike.
- B. Explain how to hike safely on the open road.
- C. Go on a hike of at least one mile.
- D. Cook a complete meal on a campfire.
- E. Demonstrate proper disposal of garbage.
- F. Demonstrate how to tie three different knots.
- G. Show how to find the direction north, using the stars and the sun.
- H. Describe at least six different birds and six different animals that live in your locality; also, identify four kinds of trees.

II. First Aid

- A. Demonstrate first aid for insect bites.
- B. Demonstrate first aid for sprained ankle.
- C. Demonstrate first aid for shock and fainting.
- D. Explain under what circumstances a person should not be moved.

III. The Bible

- A. Read the Book of Acts. Each time you read where someone was filled with the Spirit, underline it in your Bible.

- B. Trace Paul's three missionary trips across land and sea on a map.
- C. Describe which experience in Paul's life you enjoyed most.

IV. Service

Help publicize in your community two special events to be held at your church—such as revivals or vacation Bible schools—by passing out handbills or posters.

V. Your Church

- A. Read the statements of fundamental beliefs of the Assemblies of God and ask your parents or pastor to assist you in explaining them. Then make a list of the things we believe.
- B. Attend Sunday school regularly for six months after receiving First Class rating.

VI. Your Home

Explain what the Bible teaches about obeying our parents. Give a scripture reference.

VII. Your Outpost

Explain your outpost organization, giving the name of each officer.

VIII. Royal Ranger Code

Explain, by giving examples, how you have lived by four points of the Royal Ranger Code.

IX. Carry First Class rating six months.

MASTER RATING REQUIREMENTS



I. Campcraft

- A. Show that you know how to select and pack equipment for a one-night camp.
- B. Go on a one-night camp with your outpost.
- C. Help pitch a tent.
- D. Cook a complete meal on a campfire using two types of cooking: boiling, baking, broiling, or frying.
- E. Demonstrate how to sight and set a compass. Show how to lay out a course with a compass.
- F. Demonstrate how to play two outdoor games.
- G. Collect and identify leaves from five kinds of trees.
Collect and identify a sample of three kinds of wood.
In the field, identify three kinds of birds or animals making notes on how you were able to identify them.
- H. Be able to locate the Big Dipper, Little Dipper, and the North Star.

II. First Aid

- A. Demonstrate artificial respiration.
- B. Demonstrate first aid for arterial bleeding of arm or leg.
- C. Demonstrate first aid for blister on heel.
- D. Demonstrate first aid for skin poisoning from poison plants.

- E. Demonstrate first aid for puncture wounds from nails, splinters, etc.
- F. Assemble a first-aid kit with all necessary items.

III. The Bible

A. Read the Gospel of John.

- 1. Read several verses a day until you complete the book.
- 2. Each time you read the word "believe" underline it in your Bible.

B. Read the following Scripture references: John 3:16; Romans 6:23; Luke 13:3; Romans 3:23; Acts 16:31. Decide what verse you would use to answer the following questions and write it in the blank following each question.

1. How do I know I have sinned? _____

2. Shall I be punished for my sins? _____

3. Who died to save me from my sins?

4. Must I repent of my sins to be saved?

5. Must I trust Jesus to be saved? _____

IV. Service

Learn how to be able to tell an unsaved friend how to be saved.

V. Your Church

- A. Give a talk before your outpost on the subject "What My Church Believes." Or write an article of at least 200 words on the same subject. Interview your pastor and secure his help in your presentation.
- B. Attend Sunday school regularly for at least six months after receiving Advanced Rating.

VI. Your Home

Explain the importance of obedience to family rules in regard to permission to do things, go places, and when to return home.

VII. Your Outpost

Assist in the outpost leadership by helping other boys in advancement or serve as a Guide or Assistant Guide.


VIII. Royal Ranger Code

Give a brief talk before the Outpost Council on the subject, "The Importance of Living by the Royal Ranger Code."

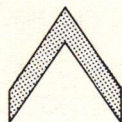
IX. Carry Advanced Rating six months.

Boys who have earned Master Rating in the Pioneers are permitted to earn the Advanced Awards listed in the *Trailblazer Handbook*. These awards are worn over the left pocket directly under the Pioneer Advancement Pins.

TRAILBLAZERS



SECOND CLASS REQUIREMENTS



- I. Campcraft—under the supervision of your commander
 - A. Build a campfire with one match.
 - B. Cook a complete meal on a campfire.
 - C. Show that you know how to dress properly to go on a hike.
 - D. Show that you know how to select equipment for a one-night camp.
 - E. Pitch a tent.

- II. First Aid
 - A. Demonstrate first aid for a minor cut.
 - B. Demonstrate first aid for simple burns.
 - C. Demonstrate how to stop bleeding.
 - D. Describe three important things to do when a person is seriously hurt.

- III. Physical Fitness
 - A. List two habits that harm our bodies and explain why.
 - B. Explain why a balanced diet is needed for a healthy boy.

IV. The Bible

- A. Explain how a person becomes a Christian.
- B. Read John 3:1-21 and explain what you have read.
- C. Memorize John 3:15, 16, 17.
- D. List three things a person should do after becoming a Christian.

V. Christian Service

- A. Attend Sunday school regularly for three months.
- B. Do a service for your church such as: clip hedge, mow lawn, etc.

VI. Your Outpost—lead your group in three games or activities.

VII. Your Home—show how you share in the responsibility of the home by making a list of the chores and errands you do.

VIII. Your Church

- A. Explain one of the main doctrines of the church, giving Scripture references.
- B. Take notes on at least four of your pastor's sermons, giving Scripture references and main points of the sermon.

IX. The Code—explain, by giving examples, how you have lived up to four points of the Code.

X. Be a Recruit for at least three months.

FIRST CLASS REQUIREMENTS



I. Outdoor Activities

A. Campcraft—under the supervision of your Commander:

1. Properly sharpen an axe, then use it correctly to cut light wood.
2. Locate a suitable campsite, explaining things you looked for in making your selection. Pitch a tent.
3. Prepare a suitable ground bed and sleep on it for one night.
4. Prepare a suitable camp menu for five people for breakfast, lunch, and supper. Cook one of these meals yourself.
5. Demonstrate how to play two outdoor games.
6. Demonstrate how to leave a campsite in good condition.

B. Nature Study—on the field

1. Identify seven different trees or five different animals or birds.
2. Find and identify two edible wild greens, roots, or fruit.
3. Identify one poison plant, such as poison oak or ivy, and explain why it should be avoided.

C. Swimming

1. Explain safety precautions to be taken for a safe swim.
2. Demonstrate your ability to swim.

II. First Aid

- A. Demonstrate how to stop arterial bleeding by applying pressure to pressure points on arms and legs.
- B. Demonstrate first aid for shock.
- C. Demonstrate first aid for puncture wounds.
- D. Demonstrate how to bandage head, knee, and foot.
- E. Demonstrate first aid for fracture of arm or leg.
- F. Explain under what circumstances a person should or should not be moved.

III. Physical Fitness

- A. Explain the importance of cleanliness in relation to health.
- B. Do a regular physical exercise each day for six weeks such as push-ups, sit-ups, etc.

IV. The Bible

- A. Read the Book of Acts.
- B. Point out three places where people were filled with the Spirit, giving Scripture references.
- C. Tell your Commander about your favorite character in the Book of Acts and explain why.

V. Christian Service

- A. Attend Sunday school regularly for six months.
- B. Explain how to tell an unsaved friend how to be saved.

VI. Your Outpost

- A. Explain the organizational set-up of your Outpost, giving the name of each officer and explaining the duty of each.
- B. Lead in an outpost devotion, opening exercise, or closing ceremony.

VII. Your Home

- A. Explain what your attitude toward your parents should be, according to the Bible. Give a Scripture reference.
- B. Explain the importance of obedience to family rules in regard to permission to do things or go places, when to return home, etc.

VIII. Your Church

- A. Explain the four main doctrines of the church giving Scripture reference for each.
- B. Invite ten people to attend church. List their names and when you invited them.

IX. The Royal Ranger Code

- A. Explain each point of the Royal Ranger Code and how each should apply to your life.
- B. Explain, by giving examples, how you have lived by the Code.

X. Carry Second Class rating for at least six months.

ADVANCED RATING REQUIREMENTS



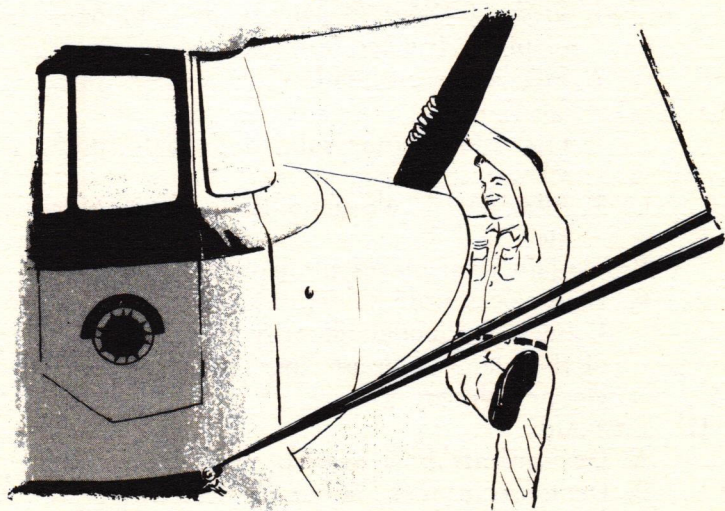
- I. Earn four advanced awards, including the Bible Award.
- II. Give evidence to the satisfaction of your Commander that you have lived by the Royal Ranger Code.
- III. Assist in the outpost program by helping other boys with advancement, leading games and other activities, engaging in special projects, or serve as a Guide or Assistant Guide.
- IV. Carry First Class rating for at least six months.

MASTER RATING REQUIREMENTS



- I. Earn five additional advanced awards, including (if not already earned) the Church Award.
- II. Give a talk before your Outpost Council on the subject "The Royal Ranger Code," explaining the points of the Code and the importance of living by the Code.
- III. Assist in the leadership of the outpost by serving as a Guide or Assistant Guide or volunteer to assist other boys in advancement, special projects and other activities.
- IV. Carry Advanced Rating for at least six months.

AIR RANGERS





TECHMASTER REQUIREMENTS

I. Prerequisite Requirements

You must first complete Second Class through Master Rating Trailblazer requirements. (If you are Air Ranger age, it is not necessary to observe the time limits when earning these Trailblazer ratings.) Your three Air Ranger ratings are then sewn inside your Trailblazer Master Rating chevron (see illustration).

II. Aviation

A. Discuss the history of flight, including the following:

1. First successful airplane flight, date, name of pilot, distance flown, etc.
2. First transcontinental flight, date, pilot, etc.
3. First transatlantic solo flight, date, pilot, etc.
4. First faster-than-sound flight, date, pilot, etc.

B. Explain what makes an airplane fly.

C. Construct a scale model of an airplane.

Using your model, identify the main parts of the plane, such as wings, flaps (aileron), engine, rudder, etc.

III. First Aid

A. Demonstrate how to stop arterial bleeding.

B. Demonstrate first aid for the following:

1. Shock
 2. Fainting
 3. Wounds
 4. Fracture of arm or leg.
 5. Poisoning
- C. Explain under what circumstances a person should or should not be moved.
- D. Explain the technique for mouth-to-mouth resuscitation.
- IV. Outdoors.
- A. Demonstrate your ability to set a course with a compass.
 - B. Identify two edible wild greens or roots.
 - C. Demonstrate your ability to find direction by using the stars.
 - D. Explain what to do when you are lost.
- V. Physical Fitness
- A. Do three physical exercises daily for six weeks, such as push-ups, sit-ups, and running.
 - B. Explain why smoking is harmful to the physical body.
- VI. The Bible
- Quote from memory the Beatitudes and six other Bible verses of your choice.
- VII. Your Church
- Explain in detail the four main teachings of the church, giving a Scripture reference for each.
- VIII. Your Home
- Explain what your attitude toward your parents and your conduct in your home should be, according to the Bible.
- IX. Your Outpost
- Explain the organizational setup of your outpost, giving the name of each officer.



FLIGHTMASTER REQUIREMENTS


- I. Earn the Aviation Award, Weather Award, Pathfinder Award, and Physical Fitness Award. (If any of the above required awards have already been earned, substitute any award of your choice.)
- II. Assist in the leadership of the outpost by serving as a guide, assistant guide, or volunteer to assist other boys in advancement.
- III. Explain how you put your Christian experience into action in your church and community.



AIRMASTER REQUIREMENTS

- I. Earn the Survival Award, Christian Service Award, Astronomy Award, First Aid Award, Citizenship Award, and one other advanced award of your choice.
- II. Give a talk before your outpost council on the subject, "The Royal Ranger Code," explaining the importance of living by the Code.

SEA RANGERS





CREWMASTER REQUIREMENTS

I. Prerequisite Requirements

You must first complete Second Class through Master Rating Trailblazer requirements. (If you are Sea Ranger age, it is not necessary to observe the time limits when earning these Trailblazer ratings.) Your three Sea Ranger ratings are then sewn inside your Trailblazer Master Rating chevron (see illustration).

II. Sea Lore

- A. Describe three famous ships and explain their importance.
- B. Tell the story of three famous sea voyages.
- C. Explain the meaning of the following nautical terms: Starboard, port, about, deck, amidships, leeward, rigging, rudder, ship-shape, windward.
- D. Explain why a boat can sail against the wind.
- E. List the safety rules to observe while boating or sailing.
- F. Demonstrate your ability to swim.

III. First Aid

- A. Demonstrate how to stop arterial bleeding.
- B. Demonstrate first aid for the following:

1. Shock
 2. Fainting
 3. Wounds
 4. Fracture of arm or leg
 5. Poisoning
 - C. Explain under what circumstances a person should or should not be moved.
 - D. Explain the technique for mouth-to-mouth resuscitation.
- IV. Outdoors
- A. Demonstrate your ability to set a course with a compass.
 - B. Identify two edible wild greens or roots.
 - C. Demonstrate your ability to find direction by using the stars.
 - D. Explain what to do when you are lost.
- V. Physical Fitness
- A. Do three physical exercises daily for six weeks, such as push-ups, sit-ups, pull-ups, and running.
 - B. Explain why smoking is harmful to the physical body.
- VI. The Bible
- Quote from memory the Beatitudes and six other Bible verses of your choice.
- VII. Your Church
- Explain the four main teachings of the church, giving a Scripture reference for each.
- VIII. Your Home
- Explain what your attitude toward your parents and your conduct in your home should be, according to the Bible.
- IX. Your Outpost
- Explain the organizational setup of your outpost, giving the name of each officer.



BOATMASTER REQUIREMENTS

- I. Earn the Boating Award, Pathfinder Award, Weather Award, and Physical Fitness Award. (If any of the above required awards have already been earned, substitute any award of your choice.)
- II. Assist in the leadership of the outpost by serving as a guide or assistant guide or volunteer to assist other boys in advancement.
- III. Explain how you put your Christian experience into action in your church and community.



SEAMASTER REQUIREMENTS

- I. Earn the Christian Service Award, Survival Award, First Aid Award, Swimming Award, Citizenship Award, and one other advanced award of your choice.
- II. Give a talk before your outpost council on the subject, "The Royal Rangers Code," explaining the importance of living by the Code.

TRAIL RANGERS





CAMPMASTER REQUIREMENTS

I. Prerequisite Requirements

You must first complete Second Class through Master Rating Trailblazer requirements. (If you are Trail Ranger age, it is not necessary to observe the time limits when earning these Trailblazer ratings.) Your three Trail Ranger ratings are then sewn inside your Trailblazer Master Rating chevron (see illustration).

II. Camp Craft

Earn the Advanced Camping Award.

III. First Aid

A. Demonstrate how to stop arterial bleeding.

B. Demonstrate first aid for the following:

1. Shock
2. Fainting
3. Wounds
4. Fracture
5. Poisoning

C. Explain under what circumstances a person should or should not be moved.

D. Explain the technique for mouth-to-mouth resuscitation.

IV. Outdoors

A. Demonstrate your ability to set a course with a compass.

B. Identify two edible wild greens or roots.

- C. Demonstrate your ability to find a certain direction by using the stars.
- D. Explain what to do when you are lost.
- V. Physical Fitness
 - A. Do three physical exercises daily for six weeks, such as push-ups, sit-ups, and running.
 - B. Explain why smoking is harmful to the physical body.
- VI. The Bible

Quote from memory the Beatitudes and six other Bible verses of your choice.
- VII. Your Church

Explain in detail the four main teachings of the church, giving a Scripture reference for each.
- VIII. Your Home

Explain what your attitude toward your parents and your conduct in your home should be, according to the Bible.
- IX. Your Outpost

Explain the organizational setup of your outpost, giving the name of each officer.



WOODMASTER REQUIREMENTS

- I. Earn the Nature Study Award, Weather Award, Pathfinder Award, Physical Fitness Award, Wildlife Award, and First Aid Award.

- II. Assist in the leadership of the outpost by serving as a guide, assistant guide, or volunteer to assist other boys in advancement.
- III. Explain how you put your Christian experience into action in your church and community.



TRAILMASTER REQUIREMENTS

- I. Earn the Survival Award, Christian Service Award, Citizenship Award, and one other award of your choice.
- II. Give a talk before your outpost council on the subject, "The Royal Ranger Code," explaining the importance of living by the Code.



**ADVANCED
AWARDS**

ADVANCED AWARDS

The advanced award section offers Royal Rangers the opportunity to explore new fields of knowledge.

There are many sources of information for each award. However, the best place is probably your library because it makes available books containing the information needed for each award. (Encyclopedias contain the information in most cases.)

Information regarding the Camping, Hiking, and Pathfinder Awards may be found in the *Adventures in Camping* handbook. In some cases individuals can be of great assistance. For example, for the Church Award—consult your pastor. For the Photography Award—consult a professional photographer. For the Auto Mechanic Award—consult an automobile mechanic. For the Music Award—consult your choir or orchestra director. For the Physical Fitness Award—consult an athletic coach or a doctor, and so forth.

PLEASE NOTE:

There is only one type of Advanced Award. These plastic awards are blue and white in color. Advanced Awards are centered over the left pocket in rows of three with a limit of six rows. Additional awards may be worn on an award vest. The highest Pioneer award may also be worn above these awards.

ADVANCED SWIMMING AWARD

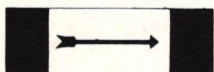


Successfully complete the Red Cross Swimmer or the Y.M.C.A. Shark Club requirements.



AMATEUR RADIO

1. Qualify for a novice Ham Radio License from the Federal Communications Commission.
2. Explain how Amateur Radio Operators prepare to handle emergency messages during floods, hurricanes, forest fires, or similar disasters.
3. Give Scripture references for two types of communications mentioned in the Bible.



ARCHERY

1. Explain the safety rules for Archery.
2. List the Techniques for good shooting and demonstrate each.
3. Describe the parts of an arrow, bow, and string.
4. Explain the following terms: End, round, armguard, tow, glove, quiver, flight arrow, matched arrow, deflexed bow, recurved bow.
5. Name and describe at least three types of arrows.
6. Demonstrate how to: store the bow and arrow, wax a bow string, brace a bow.
7. Score 200 points on the Junior American round.
8. Write a brief history of archery, listing three famous types of bows.
9. List three Scripture references on archery.



ASTRONOMY AWARD

1. Identify seven different constellations in the sky. Explain why the stars seem to twinkle.

2. Explain the difference between planets, satellites, comets, meteorites, stars, and galaxies.

3. Learn the names and sizes of the planets in our solar system. Draw a chart showing the difference in sizes.

4. Explain what is meant by a "light-year." Give the distance in light-years to the nearest star and estimated distance to the farthest galaxy.

5. Visit an observatory or planetarium, or draw a star map showing the major constellations.

6. With a small telescope study the stars on seven different nights, keeping notes on what you observed, identifying each object.

7. Give three Scripture references regarding stars.

ATHLETICS



1. Explain in detail, how to train for an athletic event.

2. Write a 500-word theme on your favorite sport. Theme should contain information on rules, equipment, techniques, training, purpose of each player, diagram of playing area, such as diamond, field, court, etc., and the value of the sport to an individual.

3. Explain the importance of good sportsmanship.

4. Explain how a Christian can honor Christ as a participant in sport events.

5. Earn a letter in a high school sport.

6. Give three Scripture references about athletics.

AUTO AWARD



1. Describe the parts and functions of the following

major chassis systems: drive system, power plant, control system, running gear, and electrical system.

2. Draw a diagram on paper explaining the function of a four-cycle engine.

3. Do the following: change motor oil, remove and clean carburetor air cleaner, clean and adjust spark plugs, change a flat tire, adjust brakes.

4. Keep a record of an automobile's performance over a 2,000-mile period. List things such as: fuel consumption, lubrication, oil consumption, and repairs.

5. Explain the mechanical differences and similarities of three makes of automobiles or trucks. Indicate your choice and explain why.

6. Apply for driver's permit. After receiving permit, demonstrate your ability to drive carefully, and care for an auto properly for two months.



AVIATION AWARD

1. Read the book entitled: PILOT HANDBOOK OF AERONAUTICAL KNOWLEDGE (FAA 61-23A)

2. Identify in flight, at least seven different types of aircraft, giving proper names.

3. Make a sketch of an airfoil and explain how it helps a plane to fly.

4. Using a model airplane, explain the effect of drag, lift, thrust, and gravity on a plane in flight.

5. Make a list of all the working parts of a plane and explain the purpose of each.

6. Explain the difference between a piston, jet, and rocket type of airplane engine.

7. Explain the purpose and importance of the following instruments on an instrument panel: compass, oil pressure, altimeter, bank and turn indicator, air-speed indicator, tachometer, gyro horizon, temperature gauge.

8. Explain in detail the proper procedure for each of the following: take off, banking and turning, and landing.

9. Visit an airport and make a list of equipment and facilities used.

10. Take a flight in some type of aircraft.

NOTE: Enrolling in a flight course until you make your solo flight may be substituted for the above requirements.

BIBLE AWARD



1. Explain how the Bible was written and give two Scripture references.

2. Learn the Books of the Bible in order.

3. Give four Scripture references for each of the following Bible doctrines: Salvation, Baptism in Spirit, Divine Healing, Second Coming of Christ.

4. Give three methods of studying the Bible.

5. Read the New Testament, Genesis, Exodus, Numbers, Deuteronomy, Joshua, Judges, 1 and 2 Samuel, 1 and 2 Kings, 1 and 2 Chronicles, Psalms, and Proverbs.

6. Explain the main teaching of the following parables:

a. The Good Samaritan (Luke 10:30-37)

b. The Sower and the Seed (Luke 8:1-15)

c. The Prodigal Son (Luke 15:11-52)

d. The House Built on a Rock (Luke 6:47-49)

7. Identify the following Bible characters and tell

the story of each: Abel, Joseph, Caleb, Gideon, Zacharias, Elisabeth, Stephen, and Barnabas.

8. Quote from memory 10 favorite Bible verses.



BIRD STUDY AWARD

1. Make a list of 20 kinds of birds that you have identified by sight or with binoculars in the field. Explain how you identified each. The list should include name of bird, area where seen (woods, field, park, etc.), and date observed.

2. Explain how birds are helpful to the farmer. Make a list of 10 birds that destroy insects, rats, or mice.


3. Select a tract (at least 10 acres) of land near you and make a census of the bird life there. You should make at least four field trips into this area.

4. Construct a birdhouse for a particular type of bird. Explain why it is suitable for this type of bird. Construct a feeding station and a bird bath.

5. Visit a bird exhibit in a natural history museum and make a brief report on your visit, or read about a great ornithologist such as James Audubon and describe his contributions to bird study.

6. Explain what may be done to protect birdlife in your area.

7. Give three Scripture references regarding birds.



BOATING AWARD

Earn a Red Cross Boating Certificate or meet the following standards:

1. Swim 100 yards demonstrating these three strokes: breast stroke, side stroke, back stroke.

2. In water six feet or more deep, remove trousers, tie knot in each leg, inflate trousers, and float motionless for one minute.

3. Point out all the essential parts of a rowboat and oars. Define the following nautical terms: ahead, astern, starboard, port, forward, aft, and amidships.

4. With your Commander or instructor in the stern, do the following: row in a straight line for 100 yards, demonstrate proper turns, pivot and backwater in a straight line for 50 yards.

5. Properly demonstrate the following: boarding, launching, landing, tying boat to dock or shore.

6. Demonstrate how to turn a swamped rowboat right side up, and then get in and paddle it for 10 yards with your hands.

7. Demonstrate proper rescue of a swimmer with a rowboat.

8. List the safety rules for boating.

9. Make a list of names of seven small boats and explain the use of each.

10. Participate in a trip by boat of at least 10 hours in length.

CARDIOPULMONARY RESUSCITATION (CPR)



Earn the CPR certificate through the American Heart Association, or the American Red Cross.

CAMPING AWARD



1. Demonstrate proper selection and packing of

clothing for a five-day trip. Show that you can prepare a shelter for yourself. This may include trail, pup, or other type of tent:

2. Show proper pitching of a tent and explain why.
3. Demonstrate how to tie the overhand knot, square knot, clove hitch, and any two other knots, plus whip the end of a rope.
4. Know and explain fire safety rules. Show that you can build three types of fire such as crisscross, tepee, trench, or hunter's, and tell when they should be used.
5. Cook a complete meal on a campfire (it must taste and look good), using two types of cooking—boiling, baking, broiling, or frying. Plan a menu for a patrol for three meals, explaining why you chose each item.
6. Show that you know how to open, close, pass, and sharpen a pocketknife. Make some useful items with your knife such as: fuzz stick, tent stake, etc. Demonstrate your ability to properly use an ax.
7. Demonstrate proper care of food, dishwashing, and disposal of garbage.
8. Lay out a campsite for an outpost showing proper place for fires, tents, latrines, etc.
9. Know how to sight and set a compass. Show how to lay out a course with a compass. Show that you know how to find directions by the stars. Using compass and map, take a cross-country hike of at least 5 miles.
10. Help assemble an outpost first aid kit, explaining, why each item is needed. Make a list of items needed for a three-day outpost camping trip.
11. Demonstrate how to play four outdoor games

and plan a program for a campfire service.

12. Camp out a total of at least 10 days and 10 nights.

CANOEING AWARD



Earn a Red Cross Canoeing Certificate or meet the following standards:

1. Swim 100 yards demonstrating these three strokes: breast stroke, side stroke, back stroke.

2. In water six feet or more deep, remove trousers, tie knot in each leg, inflate trousers, and float motionless for one minute.

3. Discuss contents of a good emergency repair kit and explain how to use it in repairing a one-inch hole in canvas.

4. With your Commander or instructor in the stern, do the following: paddle in a straight line for 100 yards, demonstrate proper turns, pivot and backwater in a straight line for 50 yards.

5. Properly demonstrate the following: boarding, launching, landing, tying canoe to dock or shore.

6. Demonstrate how to turn a swamped canoe right side up, and then get in and paddle it for 10 yards with your hands.

7. Demonstrate proper rescue of a swimmer with a canoe.

8. List the safety rules for canoeing.

9. Demonstrate the following canoeing strokes in good form: bow, sweep, reverse sweep, J, draw, push-over.

10. Participate in a trip by canoe of at least 10 hours in length.



CHEMISTRY

1. Correctly demonstrate the following experiments: Neutralization, precipitation of a solid from Solution, evolution of a gas, combination of two elements to form a compound.

2. Complete a two-semester high school chemistry course with a grade of at least "B" average.



CHRISTIAN SERVICE AWARD

1. Explain the meaning of the following and give a Scripture reference for each: grace, repentance, faith, new birth, sanctification.

2. Explain in detail the steps in becoming a Christian, and the responsibilities of a person after becoming a Christian, including such things as conduct, faithfulness, stewardship, witnessing, etc.

3. Personally lead a soul to Christ. Continue to encourage the person by praying for and with him, by reading the Bible with him, by discussing problems with him, and so on.

4. Discuss with your pastor ways in which you can be of service to God and your church. Then spend at least 15 hours engaged in Christian service.

5. Make a list of the opportunities in the field of full-time Christian service. Interview two individuals engaged in full-time Christian service such as a pastor, evangelist, missionary, chaplain, etc. After the interview submit a report, including answers to the following questions.

- a. Training and education needed
- b. Opportunities available
- c. Is it satisfying and rewarding?

- d. Sacrifices necessary
- e. How they received their calling
6. Interview a layman who is active in Christian service and discuss with him how a person can serve Christ and the church as a layman engaged in another vocation.

CHURCH AWARD



1. Make a report on the history of your local church, stating: when it was organized, who was the first pastor, etc. Photos of the former building and events will be helpful.
2. Demonstrate your knowledge of your church by answering the following questions asked by your Commander:
 - a. When and where was the Assemblies of God organized?
 - b. Give the approximate number of Assemblies of God churches today and the estimated national Sunday school attendance.
 - c. Explain the requirements for membership in your local Assemblies of God church.
3. Explain the importance of church membership.
4. Do two of the following:
 - a. Serve for two months as a member of a church choir, band, quartet, etc.
 - b. Serve as an usher for a one-week series of special meetings.
 - c. Direct traffic or parking during four special church functions.
 - d. Take photos of two special church events, such as: Bible school, youth rallies, fellowship meetings, homecomings, etc., and arrange them for display.

- e. Hold an office in your CA group.
5. Explain how your church is financed. Demonstrate your stewardship by paying the tithe on your earnings to your church. Give a Scripture reference for tithing.
6. Explain the purpose of each department in your church such as: Sunday school, Men's Fellowship, W.M.C., CA, etc.
7. In your own words explain the reason why the Assemblies of God is one of the fastest growing church organizations in America.
8. Read the book *What My Church Believes*, by Ralph M. Riggs, and answer any ten questions selected by your Commander from the book. This book may be purchased from the Gospel Publishing House, Springfield, Missouri.
9. Spend at least 10 hours promoting your church, such as visitation, etc.
10. Become a member of the church you attend.



CITIZENSHIP

1. Write a 500-word theme on the history of your community, listing such information as: what Indian tribes lived there, first-known settlers, important historical events and people.
2. Using a map, point out important places in your community such as fire stations, police stations, city hall, hospitals, schools, churches, etc.
3. Visit one department of your local government and report on its services to your community.
4. Explain in detail how to do the following: report a fire, report an auto accident, call an ambulance,

obtain an auto license, obtain a dog license, obtain a building permit, call a doctor.

5. List and explain five ways a Royal Ranger can be a good citizen.

6. Participate in a community service project.

7. Explain and demonstrate how to properly respect and display the American flag.

8. Read the Declaration of Independence and the Constitution of the United States of America and explain their purpose and how each benefits us as American citizens.

9. List the names and titles of the major leaders in your State Government.

10. List the names of the Senators from your state and the Representatives from your district in Congress.

11. Tell what branch of government is responsible for the following: National Parks, flood control, investigation of violation of Federal laws, minting of money, Supreme Command of Armed Forces, soil conservation, Atomic Energy.

12. List two Scripture references stating some of our responsibilities to our government and officials.

COOKING AWARD



1. Plan a menu for a 3-day outing (nine meals).
2. Make a list showing cost and amount of food needed for an eight-man patrol on a 3-day outing.
3. Make a list of utensils needed to complete the menu.
4. Cook six complete meals over a campfire, using three different methods (such as baking, frying, boiling, tinfoil cooking, etc.).
5. Use safe food-handling practices and clean up site thoroughly.



CYCLING AWARD

1. Know and demonstrate proper safety rules on the road.
2. Take apart and clean a bicycle, and then put it together again properly.
3. Repair a puncture in a bicycle tire.
4. With a friend take three separate trips. These trips should be at least 10 miles in length.
5. Keep a log of each trip and make a report to your Commander.



FIRECRAFT AWARD

1. List fire safety rules including the requirements of a good fire site.
2. Assemble and explain the use of camp site fire-fighting equipment.
3. Following all fire safety rules, demonstrate your ability to start a fire by each of the following methods:
 - a. One match.
 - b. Flint and steel.
 - c. Bow and drill.
 - d. Metal match.
 - e. Magnifying glass.
4. Demonstrate building six different types of fires, explaining their purposes.
5. Cook at least three meals using three types of fires.
6. Demonstrate your ability to correctly use at least one type of camp stove.

7. Explain fire-fighting procedures in the following settings:

- a. Home.
- b. Woods.
- c. Open fields.

8. Assemble and use six forms of tinder.

9. Investigate and list other methods of safe fire lighting.

10. Investigate and list methods of coloring flames.

11. Plan and conduct an outpost council fire, construct the fire, provide a unique fire-lighting method, and plan and conduct the program which includes a devotional and other activities.

FIRST AID AWARD



Complete the American Red Cross standard First Aid Course.

FISHING AWARD



1. Name 10 different fish in your area. Identify them.
2. Catch three different kinds of fish, clean for cooking.
3. Name the parts of a pole and reel.
4. Name different kinds of rods and reels and their unique purpose.

5. Catch and identify four kinds of bait.
6. Show how to take care of fishing tackle.
7. Explain the feeding habits and breeding locations of fish in your area.
8. Explain where to find fish during different temperatures.
9. When is open season on game fish in your area?
10. What is your State Fish Conservation doing to promote better fishing in your area?
11. Visit a fish hatchery or a local Fish and Game Conservation office.
12. Learn your state fishing regulations.



GEOLOGY AWARD

1. Collect at least five ores; list the name, the metals commonly produced from each ore, and how the metal is used.
2. Collect in the field at least 10 rock-forming minerals, listing the name of each.
3. Collect at least 15 different fossils.
4. Visit one of the following commercial operations: (a) a mine, (b) an oil or gas field, (c) a quarry. Discuss with the foreman or someone in charge how the deposit was formed, how it was found, and how it is being developed.
5. Polish a rock-forming mineral and use it to decorate a piece of jewelry such as: a ring, tie clasp, belt buckle, etc.
6. List three Scripture references to geology such as: rocks, gold, silver, copper, etc.

HIDE TANNING AWARD

(Genesis 3:21)



1. Read two books on hide tanning.
2. Know or obtain information on at least three different tanning solutions.
3. What are the antidotes for each solution used in question two?
4. Describe and list at least five tools used in hide tanning.
5. List the safety precautions to be followed in using tools and solutions in hide tanning.
6. Explain in 100 words or less, the complete process of tanning a hide and give solutions used in this process.
7. Explain how to take a hide from an animal.
8. Secure a fresh or salted hide and tan it, (under adult supervision).

HIKING AWARD



1. Explain safety rules for hiking on the open road, and in the wilderness.
2. Discuss the merits of three different types of packs. State your preference and explain why.
3. Assemble a pack for an overnight hike of a distance of at least five miles. Include a blanket or sleeping bag and whatever supplies are needed for personal use.
4. Make a list of clothes and shoes best for hiking during warm weather, cold weather, and wet weather.
5. Explain the proper care of the feet during hikes to prevent blisters.

6. Explain how to avoid becoming lost in strange territory. List the rules to follow if you become lost.

7. Take two hikes of at least five miles each. Keep notes on the things you observed on these trips.

8. Demonstrate your ability to use a compass and map. Using a compass and map, take a cross-country hike of at least five miles.



HOBBY AWARD

Do any eight of the following projects. Any additional projects approved by your Commander may be added to this list.

1. Build a small tool box for tools.
2. Paint an oil painting at least 8 by 10 inches in size.
3. Build a yard sign with your house number on it. It should be clearly visible from the street.
4. Make an item with mosaic tile.
5. Build a birdhouse.
6. Make a copper-tooled wall plaque or picture suitable for framing.
7. Build a bird feeder. Observe the kinds of birds that eat there.
8. Construct a small leather article that requires leather tooling.
9. Build a model boat. Use your own plans or buy a kit.
10. Using basket weaving, construct a useful item.
11. Build a model airplane. If you build a flying model, take credit for two projects.
12. Collect eight items (all of the same kind or order, such as: eight Mexican coins, eight Canadian stamps, etc.) mount, identify, and display them.
13. Build a kite that will fly. It must be homemade.

HOME SAFETY AWARD



1. Outline a home fire plan and discuss and explain to family.
2. Conduct a home fire drill.
3. Survey your home for fire hazards.
4. Locate and learn how to turn off safely the following:
 - a. Main (and other) fuse boxes.
 - b. Main natural gas, log, or outside oil tank valves.
 - c. Water main valve.
5. Survey your home for electrical hazards.
6. Survey your home for hazardous chemicals and poisons and plan for proper storage or disposal in cooperation with your parents.
7. Survey your home for dangerous areas and conditions such as unsafe stairways, broken glass, unprotected fans, etc. List and discuss elimination with parents.
8. List hazardous tools used at your home (such as lawnmower and powersaws) and outline safe operating procedures.
9. Discuss family procedures during power failure.
10. Demonstrate first aid for bleeding, breathing difficulties, and poisoning.
11. Assemble a list of equipment and supplies useful during home emergencies such as first aid kit, shovel, canned goods, etc.
12. Assemble a home first aid kit.
13. Prepare a list of emergency phone numbers including local police, fire, ambulance, family doctor, power company, family members' business phones, etc., and write in phone book and/or post near phone.



INDIAN LORE AWARD

1. Make an Indian costume. It should consist of headdress, shirt, leggings, etc.
2. Make and decorate with Indian designs, two of the following articles: tom-tom, bow and arrows, quiver, lance, belt, war bonnet, or totem pole.
3. Construct a model of an Indian dwelling such as a tepee.
4. Give the history of an Indian tribe that once lived near your home. Explain as much as possible about their customs and habits.
5. Demonstrate three Indian games.
6. Visit a museum containing Indian relics, or visit an Indian reservation, and make a report of your trip.



LIVESAVING AWARD

Earn the Red Cross Advanced Lifesaving Certificate.



MOTORBOATING

Successfully complete the American Red Cross Motorboating Course.

MUSIC AWARD



1. Sing as a soloist or in a group such as a quartet or choir, or play a musical instrument as a soloist or in a group such as a band or orchestra for a period of at least six months.
2. Read music from a church hymnal; explain all musical signs.
3. Identify 10 musical instruments by sound.
4. Demonstrate your ability to lead in a song service or direct an orchestra, using proper conducting patterns.
5. Select 10 of your favorite hymns or gospel songs and give the story of how each came to be written.
6. Give three Scripture references regarding singing or musical instruments.

NATURE STUDY AWARD



1. Select for study one typical wildlife community (forest, prairie, marsh, desert, mountaintop, etc.) near your home. Take a hike, making notes on trees, plants, animals, birds, insects, etc., that you see. Explain how to identify each of these.
2. Be able to locate the Big Dipper, Little Dipper, the North Star, and one other constellation. Explain the legend about one of the constellations.
3. Make an indoor desert garden or woodland terrarium, using five plants, or make an aquarium and keep three species of fish in it.
4. Do any 10 of the following:
 - a. Collect and identify leaves from 10 kinds of trees or plants in deserts, such as: cactus, yucca, etc.

- b. Collect and identify a sample of the seed or fruit of 10 kinds of trees.
 - c. Collect and identify a sample of six kinds of wood.
 - d. Catch and identify three kinds of fish.
 - e. Be able to name and identify five types of frogs or five kinds of reptiles, either alive or by using pictures.
 - f. Take a bird hike and count the number of birds you see and hear and the nests you see.
 - g. Recognize in the field five signs of wild animal species (tracks, dens, sight, etc.).
 - h. Make a collection of 20 bird pictures. Be able to identify each bird.
 - i. Make a collection of 10 kinds of insects and mount them.
 - j. Make a collection of at least seven varieties of flies and identify them.
 - k. Make a collection of seven kinds of seashells.
 - l. Make a collection of 10 kinds of flowers.
 - m. Describe how to recognize three kinds of poisonous plants such as: poison oak, poison ivy, etc.
5. Know the conservation pledge and show that you understand it.
6. Explain what you can do to aid in conservation.
7. List three Bible verses showing God's concern for the things of nature.

PATHFINDER AWARD



1. Describe two types of compasses. Know the sixteen points of the compass; you should be able to express each point in terms of degrees.

2. Know the meaning of the following terms: magnetic north, true north, and magnetic variation.
3. Demonstrate your ability to find directions, using the face of a watch and by using stars.
4. Sketch a map of an area, one mile square, where you have hiked or camped, indicating landmarks (using proper symbols), contours, and compass direction.
5. Take part in at least three orientating races or exercises, demonstrating your ability to use a compass and maps efficiently.
6. Obtain a topographic map for your area and become acquainted with its symbols, contours, etc.
7. Using compass and map, take a cross-country hike of at least five miles.
8. Give three Scripture references regarding symbols used on a map, such as: rivers, mountains, trees, highways, cities, etc.

PHOTOGRAPHY AWARD



1. Submit 25 black and white photographs, 20 color transparencies, or two 50-foot reels of movie film taken by yourself. List the type of camera used, lens setting, time taken, and where taken. Picture must be acceptable.
2. Explain the principle of photography. Explain what happens to film inside the camera and in the darkroom.
3. Identify the following camera parts: viewfinder, speed adjustment, shutter release, focus adjustment, film wind, and rewind knobs. Explain the purpose of each.
4. Explain the purpose of the following items: flash bulbs, exposure meter, telephoto lens, filters, and tripod.

5. Set up a darkroom and develop and print a roll of black and white film you have taken yourself.

6. Investigate the opportunities open for a career in some aspect of photography. Make a report of your findings.



PHYSICAL FITNESS AWARD

1. Demonstrate your understanding of physical health by answering the questions asked by your Commander on the following:

- a. Importance of being fit.
- b. Basic foods needed in your daily diet.
- c. The importance of cleanliness in the control of illness.
- d. The need for sanitary control of water.
- e. The effects of tobacco and alcohol on good health.

2. Present a list of your personal health habits including:

- a. Number of hours of sleep.
- b. Care of skin, hands, and fingernails.
- c. Care of teeth.

3. Demonstrate five exercises suitable for all-round physical development. Do each of these daily for a period of not less than eight weeks.

4. Demonstrate your ability to meet the following physical fitness tests after training for each.

Age 15-17

Push-ups	17
Pull-ups	7
Sit-ups	45

5. Take a hike of at least 5 miles.
6. Give three Scripture references to physical exercise such as: walking, running, wrestling, etc.

RIFLE MARKSMANSHIP



1. Qualify for the National Rifle Association Junior Sharpshooter Award.
2. Explain and observe the safety rules for using a rifle on a shooting range or a field.
3. Explain and observe the laws of your state concerning the use of firearms.

ROPECRAFT AWARD



1. Explain the history of rope.
2. Explain six kinds of ropes, their value and purpose.
3. Explain how to care for ropes.
4. Learn six additional knots other than those listed in your Rangers book.
5. Make a rope machine and manufacture a 6-foot length of rope, $\frac{1}{4}$ -inch thick.
6. Demonstrate your skills in these:

a. Short splice	e. Diagonal lashing
b. Eye splice	f. Sheer lashing
c. Return splice	g. Continuous lashing
d. Square lashing	
7. Construct one of the following:
 - a. Rope bridge
 - b. Tower
 - c. Table, etc.




SAILING AWARD

Earn the Red Cross Sailing Certificate, or meet the following:

1. Write a 500-word essay on the history of sailing.
2. List five types of sailboats and briefly describe them.
3. Name and describe five types of sails.
4. Name the main parts of the riggings and sails and explain their use.
5. Name the main parts of a sailboat and explain the function of each.
6. List the required and recommended equipment for day and night sailing.
7. Explain what the Federal Rules of the Road are in detail.
8. With the aid of another person, properly do the following:
 - a. Rig a sailboat.
 - b. Get underway from a dock or mooring.
 - c. Set sails.
 - d. Beating, reaching, running, jibe.
 - e. Upright a capsized sailboat.
 - f. Anchor.
 - g. Dock landing and a mooring.
 - h. Furl and stow sails.
9. Demonstrate your ability to tie the following:

a. Figure eight knot	f. Fisherman's bend
b. Slipped reef knot	g. Rolling hitch
c. Sheet bend	h. Short splice
d. Bowline	i. Eye splice
e. Round turn and two half hitches	j. Long splice

SCUBA DIVING AWARD



Earn your basic Scuba Diving Certificate from one of the following:


- a. Professional Association of Diving Instructors (PADI)
- b. YMCA
- c. National Association of Underwater Instructors (NAUI)
- d. National Association of Scuba Diving Stores (NASDS)

SWIMMING AWARD



Successfully complete the Red Cross Beginner Swimmer or the Y.M.C.A. Minnow Club requirements.

TOOLCRAFT AWARD



1. Ax
 - a. Name the parts of an ax.
 - b. Name the different types of axes.
 - c. Explain the proper way of passing an ax and other safety factors.
 - d. Demonstrate how to sharpen an ax.
 - e. Demonstrate the proper use of a handax and a longhandle ax.
 - f. Replace a handle in an ax.
2. Knife
 - a. Name the parts of a knife.
 - b. Describe five different types of knives and their purpose.

- c. Explain the safety factors in using and passing a knife.
 - d. Demonstrate how to sharpen a knife.
3. Camp Saws
- a. Name the parts of a saw.
 - b. Name five types of saws.
 - c. Explain the difference in saw teeth and the purpose for each difference.
 - d. Explain the safety precautions in using a saw.
 - e. Properly sharpen a camp saw.
 - f. Demonstrate your ability in using a camp saw.



WATER SAFETY INSTRUCTOR AWARD

Earn the Red Cross Water Safety Instructor Certificate.



WEATHER AWARD

1. Explain the cause of fog, clouds, dew, rain, snow, sleet, and hail.
2. Describe the following clouds: cirrus, stratus, cumulus, nimbus.
3. Explain the cause of the following: rainbows, mirages, northern lights, lightning, and thunder.
4. Demonstrate your ability to read a thermometer, barometer, and rain gauge. Explain the importance of pressure and temperature in determining weather conditions.
5. Keep a daily record of the weather for two months. It should include dew or frost, wind direction, temperature, kind of clouds, rain, snow (if any), and time of sunrise and sunset.

6. Explain what precautions should be taken if a tornado or a hurricane is expected. Name the places where the danger of lightning is greatest during a severe thunderstorm.

7. Visit a weather bureau and make a report of your trip.

8. Give three Scripture references regarding the weather such as: rainbows, lightning, storms, etc.

WILDERNESS SURVIVAL AWARD



1. Demonstrate your ability to build a fire without matches.

2. Cook a meal of at least three different items without using cooking utensils.

3. Build an overnight shelter and a ground bed, using native materials, and use them for one night.

4. Demonstrate your ability to construct from native materials two of the following items. Each item must work properly and be usable.

a. A snare for small animals.

b. A fishhook.

c. A frog or fish spear.

5. Submit a list of 10 edible wild greens and explain how they should be prepared for eating.

6. Submit a list of five edible roots and explain how they should be prepared for eating.

7. Submit a list of 10 small animals that may be used for emergency food.

8. With a friend or group go on a survival camping trip of at least one day and one night. You should build your shelter and bed from native materials, eat only food you have found or caught on the field, and cook your food without the aid of utensils.

9. Place yourself into the following three imaginary situations.

- a. Lost in a wooded, mountainous, wilderness area.
- b. The only survivor of a plane crash in a cold snow-covered area.
- c. Stranded in a jeep in a hot, dry desert.

Assuming you have only a pocketknife and it will be three days before you are rescued, make a list of the things you should do in order to survive. This list must be realistic and based on survival knowledge and technique.

10. Know how to give the proper distress signals, using fire, smoke, flashlight, mirror, gun, etc. Explain three ways you can find directions on a cloudy day without using a compass.



WILDLIFE AWARD

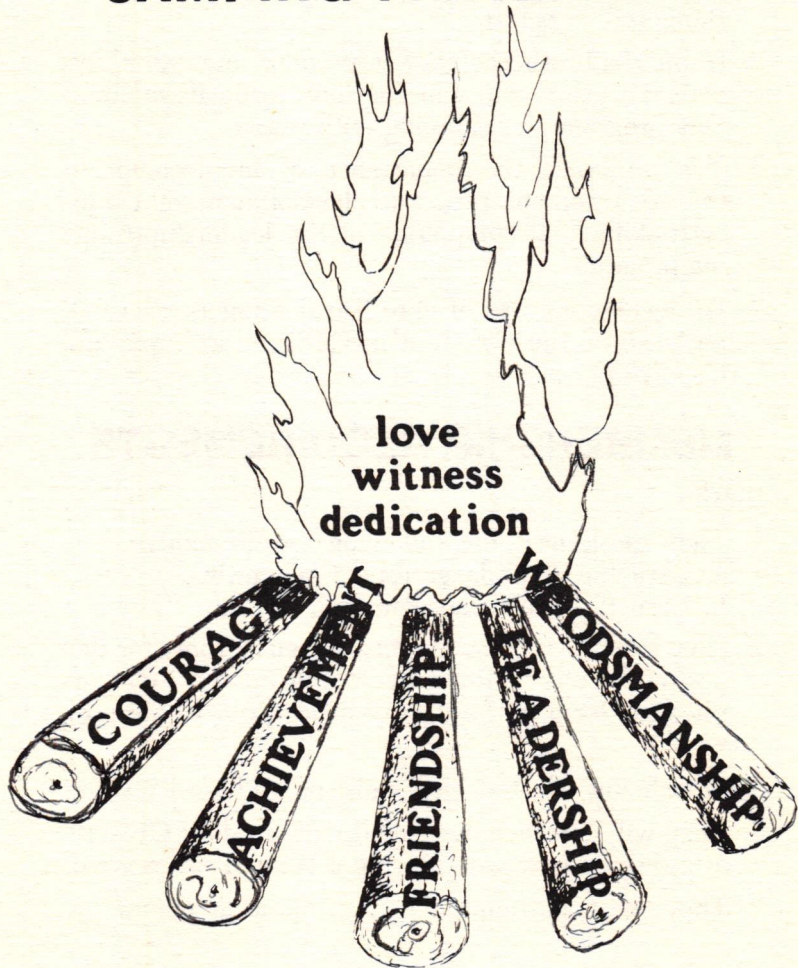
1. Make four field trips to observe wildlife. Keep a record of the trips, listing animals seen, date, place, and type of habitat.

2. Do one of the following:

- a. Visit a game refuge and make a report of your trip.
- b. Visit a game farm or fish hatchery and make a report of your trip.
- c. Make a plaster cast of two sets of animal tracks and display them.
- d. Photograph two wild animals in their natural habitat.

3. Visit a zoo or museum to observe as many wild animals as possible. Submit a list of these animals.
4. Be able to recognize from photos or drawings at least 30 mammals native to North America.
5. Make a study of four wild animals native to your state. Submit a notebook, including the following: a photo or drawing of the animal, a sketch of its tracks, area where found, food it eats, value of animal such as for food, fur, etc.
6. Give the conservation pledge and explain what you can do to help protect wildlife.
7. Give three Scripture references about three different animals.

FRONTIERSMEN CAMPING FRATERNITY



PURPOSE OF FCF

1. To give recognition to men and boys who have shown exceptional interest and outstanding achievement in the Royal Rangers program and in Royal Rangers campcraft.
2. To build a brotherhood of "top-notch" men and boys over the years who will continue to be Royal Rangers program and camping enthusiasts.
3. To emphasize the importance of involvement in the advancement program, development of campcraft skills, and completion of the leadership-training programs.
4. To develop a corps of elite Royal Rangers who will strive to be the very best in Christian example and leadership.

MEMBERSHIP REQUIREMENTS

BOYS

1. They must meet the following requirements:
 - a. Earn the Trailblazer First Class rating.
 - b. Earn the Advanced Camping Award.
2. They must be recommended by their outpost for this position. (This is done by submitting an FCF application form to the district office prior to the pow wow.)
3. After being selected, they must pass Phase I testing.
4. They will be officially "called out" by the FCF staff at a district pow wow during a council fire service.
5. They must participate in an initiation ceremony.

BUCKSKIN FRONTIERSMAN:

BOYS: Complete one additional step in advancement—
or earn the Gold Medal of Achievement.

- MEN:** 1. Complete advanced leadership-training course.
2. Tutor a boy into FCF.

BOTH MEN AND BOYS:

1. Participate in at least one FCF initiation; and be an active member in your chapter for at least 1 year.
2. Make or purchase a complete FCF outfit and wear it at FCF functions.
3. Recite from memory the FCF pledge.
4. Explain the meaning of the FCF symbol.
5. State the purpose of FCF.
6. Make an FCF ID staff.
7. Make your stalking stick into an FCF necklace.
8. Select a frontier-related craft or skill that you plan to develop.
9. Select an FCF name for yourself.

WILDERNESS FRONTIERSMAN:**BOYS**

1. Complete one additional step in advancement and earn the Survival Award or earn the Gold Medal of Achievement.
2. Participate in at least two initiations and be an active member in your chapter for at least 2 years.
3. Be sponsored by a Wilderness member.
4. Carry a wilderness pouch for at least 3 months.
5. Tutor another boy in FCF.
6. Pass a previgil testing session.
7. Complete an all-night vigil.

MEN

1. Achieve training-chief status.
2. Participate in at least four initiations and be an active member in your chapter for at least 2 years.
3. Be sponsored by a Wilderness member.
4. Carry a wilderness pouch for at least 3 months.
5. Tutor a boy into FCF.
6. Pass a previgil testing session.
7. Complete an all-night vigil.

APPROVAL AND SUPERVISION

Each step of recognition for a Buckskin must be approved by the chapter staff before the member is eligible to wear the recognition pin.

The all-night vigil and previgil test for Wilderness Frontiersmen must be conducted under the supervision of a regional coordinator, a territorial representative, or by a member of the national staff.

F.C.F. RECOGNITION PINS:



FRONTIERSMAN



BUCKSKIN FRONTIERSMAN



WILDERNESS FRONTIERSMAN

TRAPPERS BRIGADE

The Trappers Brigade is a special auxiliary group within the Frontiersmen Camping Fraternity. It was established during the 1978 National Council for the purpose of promoting additional Christian service among F.C.F. members.

Three basic steps of recognition have been established. They are the Company Trapper, the Bourgeois (pronounced Boohz-wah'), and the Free Trapper. Trapper Brigade points will be given in varying amounts for various types of Christian service. The number of points required for the Company Trapper will be twenty. The Bourgeois requires 40 additional points and the Free Trapper needs 60 points above the number required for Bourgeois. Each additional 30 points earned will entitle the Free Trapper to receive a numeral to be placed on his trapper's medal. All active members are eligible to work towards Trappers Brigade recognition regardless of whether or not they have attained Buckskin or Wilderness status.

To get credit points toward Trappers Brigade recognition, the projects may meet one or more of the following criteria:

- (1) Projects may represent a desperate need (possibly a crisis) on the part of a church or individual that would have exceptional difficulty meeting that need.
- (2) The project should be over and above organized church activity in which the person would be expected to participate as a member of the church.
- (3) A log of activity must be maintained on the back of the person's F.C.F. membership card* and approved

by the person's pastor and certified by a District F.C.F. officer.

Note: Work for a relative which would normally be done otherwise would not count for Trappers Brigade points. Also, we do not want to have a person's spiritual life, Royal Rangers Ministry, church work, job, or family life suffer as a result of effort towards Trapper Brigade Recognition.

Types of Christian Projects

Basically, group projects would be such as:

- (1) Rebuilding a church for some small community in case of disaster.
- (2) Repairing or rebuilding a home for the aged or needy families.
- (3) Working on fundraising projects that would help buy the necessities of life for the needy people of the community or missionaries.
- (4) Procuring, preparing, and delivering food baskets to needy families, etc., would also be considered.

Note: Only with special approval and in unusual circumstances would points be given for cash contributions to a needy cause. The work on a fund-raising project, however, would be considered an act of Christian service.

Point System

Since the F.C.F. and the Royal Rangers is a boys' ministry, there is a built-in emphasis on boy participation in the Trappers Brigade. Boys will earn one credit point per hour of work. Men will earn one credit point when they are responsible for a boy being involved in the same project; otherwise they

(*) It would be a good idea to also keep a record in the back of your F.C.F. handbook in case you lose one of your past membership cards.

earn ½ point per hour. Travel time is not considered as work time for credit.

Frontiersmen working toward Trappers Brigade must be members in good standing. As examples, (1) current and previous years dues must be paid, (2) they must have participated in at least one-half of the District F.C.F. activities in the previous and current year, and (3) they must be active in the Royal Rangers and in their church.

Through the Trappers Brigade Christian Service Projects, the Frontiersmen Camping Fraternity takes on a new image. Remember, the F.C.F. is usually judged by the image we have, the impression we leave, and the reputation we build for the organization.

TRAPPERS BRIGADE PINS


(To be worn behind F.C.F. Membership Pin)




COMPANY TRAPPER



BOURGEOIS



FREE TRAPPER



FREE TRAPPER
3rd Time Pin

THE GOLD MEDAL OF ACHIEVEMENT



THE ROYAL RANGERS GOLD MEDAL OF ACHIEVEMENT

After earning The Highest Rating in either the Sea Rangers, Air Rangers, or Trail Rangers you may earn the top award of the Royal Ranger program, The Gold Medal of Achievement.

The following three requirements are necessary to earn this award.

1. Read the *Royal Rangers Leader's Manual*.
2. A Statement from your commander that you qualify for the award and a list of the advanced awards you have earned.
3. Write a 500-word theme on the subject, "The Value of Royal Rangers." The subject should include the most important benefits you have received in being a Royal Ranger; also, what you believe this program would do for other boys.

(This theme along with the statement from your commander is sent to the National Office for its approval.)

Upon earning the Gold Medal of Achievement, you will also be commissioned to the rank of Junior Commander in your outpost and have the privilege of wearing the Junior Commander bars. You may hold this rank until you are 18. Then you will have the opportunity of becoming a Lieutenant Commander.

**REQUIRED ADVANCED AWARDS FOR THE
GOLD MEDAL OF ACHIEVEMENT**

AIR RANGERS	SEA RANGERS	TRAIL RANGERS
Bible Award	Bible Award	Bible Award
Church Award	Church Award	Church Award
Aviation Award	Boating Award	Camping Award
Weather Award	Weather Award	Weather Award
Pathfinder Award	Pathfinder Award	Pathfinder Award
Physical Fitness Award	Physical Fitness Award	Physical Fitness Award
Survival Award	Survival Award	Survival Award
Christian Service Award	Christian Service Award	Christian Service Award
Astronomy Award	Swimming Award	Nature Study Award
Citizenship Award	Citizenship Award	Citizenship Award
First Aid Award	First Aid Award	First Aid Award
Eight Elective Awards	Eight Elective Awards	Wildlife Award
		Seven Elective Awards

ADDITIONAL AWARDS

GOLD BUFFALO



Royal Rangers who have earned the Gold Medal of Achievement may obtain additional recognition by earning the Gold Buffalo.

The Gold Buffalo is awarded for earning six (6) additional Advanced Awards of your choice beyond the Gold Medal of Achievement.

The Gold Buffalo is worn centered on the ribbon of the Gold Medal of Achievement.

SILVER BUFFALO



The Silver Buffalo is awarded for the earning of seven (7) additional Advanced Awards of your choice beyond the Gold Buffalo.

The Silver Buffalo is worn just above the Gold Buffalo on the ribbon of the Gold Medal of Achievement.

THE GOLD WING AWARD



The Gold Wing Award is for men and boys who have earned their F.A.A. private pilot certificate.

The Gold Wing Award is worn $\frac{1}{2}$ inch centered above the left pocket or $\frac{1}{2}$ inch above the Advanced Awards. If the Gold Wing Award is worn by adult leaders, the Leadership Training Course Award Pins will not be worn.

JUNIOR LEADERSHIP TRAINING CAMP

The Junior Leadership Training Camp patch may be earned by completing the requirements at a Junior Leadership Training Camp. The Junior Leadership Training Camp patch is worn centered on the left pocket.

LEADERSHIP TRAINING COURSE

The Leadership Training Course may be taken by those boys who have earned the Gold Medal of Achievement. The Leadership Training Course pins and Leader's Medal of Achievement may not be worn, however, until one's 18th birthday.

NATIONAL TRAINING CAMP


Gold Medal Achievers may attend National Training Camp providing they are 17½ years old.

MEDAL OF VALOR

The Medal of Valor is given only when a boy/man has saved a life at the actual risk of his own. The Certificate of Valor is given to any boy/man who saves a life or helps in saving a life but does not actually risk his own life in doing so.



LEADERS



LEADER'S SERVICE AWARD



The Leader's Service Award is a special achievement award for outpost leaders other than the outpost commander (lieutenant commander, chaplain, senior commander, and outpost councilmen) who have demonstrated outstanding service in achieving the goals of the overall Royal Rangers program. The following is a list of categories in which points may be earned for this award. Except for the Leadership Training Course, National Training Camps, and other national training events, all points earned must be earned for service rendered during the current calendar year.

1. REGISTERED MEMBER OF AN UP-TO-DATE CHARTERED GROUP: 25 points.
2. COMPLETED LEADERSHIP TRAINING COURSE: 25 points.
3. ADVANCEMENT PARTICIPATION: 5 points for each boy personally assisted through an advancement rating; 5 points for each Council of Achievement personally planned or conducted.
4. PARTICIPATION IN OUTPOST CAMPOUTS DURING THE YEAR: 2 points for each campout, not counting Powwows.
5. OUTPOST MEETINGS: 2 points for each outpost outing personally attended, other than campouts.
6. ATTENDING A NATIONAL TRAINING CAMP: 10 points.
7. ATTENDING ANY OTHER NATIONAL

- TRAINING EVENT: 10 points.
8. PARTICIPATION IN A DISTRICT POW-WOW: 10 points.
 9. BOYS WON TO CHRIST: 5 points for each boy personally won to Christ during the year.
 10. NEW MEMBERS IN THE OUTPOST: 2 points for each new member personally enrolled.
 11. WEARING PROPER UNIFORM DURING ALL ROYAL RANGERS FUNCTIONS: 5 points.
 12. MEETINGS ATTENDED OR CONDUCTED DURING THE YEAR: 1 point for each meeting.

REQUIREMENTS FOR AWARD

1. The leader must be a member of an up-to-date outpost for at least 2 years.
2. The Royal Rangers leader must have completed the Leadership Training Course.
3. The leader must be faithful to his local church in attendance and support. His personal life and Christian example must be above reproach.
4. A minimum of 175 points is needed to qualify.

All outpost Royal Rangers leaders who meet the above four qualifications will be eligible to receive and wear the Leader's Service Award. Time period—*January 1* of the current year through *December 31*. Evaluation sheet must be submitted to your district commander by January 30.

OUTPOST COMMANDER'S AWARD



The Outpost Commander's Award is a special award for outpost commanders who have demonstrated outstanding service in achieving the goals of the overall Royal Rangers program. The following is a list of categories in which points may be earned for this award. Except for the Leadership Training Course, National Training Camps, and National Training Trails, all points earned must be earned for service rendered during the current year.

1. AN UP-TO-DATE CHARTERED GROUP: 25 points.
2. COMPLETED LEADERSHIP TRAINING COURSE: 25 points (or 5 points for each completed section).
3. ADVANCEMENT PARTICIPATION: 25 points if at least 50 percent of boys in your outpost received an advancement, and at least four Councils of Achievement were conducted.
4. FOUR OUTPOST CAMPOUTS: 10 points; 2 points for each extra campout.
5. OUTPOST OUTINGS: 2 points for each outpost outing, other than campouts.
6. ATTENDING A NATIONAL TRAINING CAMP: 10 points.
7. ATTENDING A NATIONAL TRAINING TRAIL: 10 points.
8. OUTPOST PARTICIPATION IN A DISTRICT POWWOW: 10 points.
9. BOYS WON TO CHRIST: 5 points for each boy.
10. NEW MEMBERS: 2 points for each new member.
11. RANGER-OF-THE-YEAR PROGRAM: 10 points.
12. WEARING PROPER UNIFORM: 5 points.
13. OUTPOST MEETINGS: 1 point for each meeting conducted.

REQUIREMENTS FOR AWARD

1. The outpost must have an up-to-date charter.
2. The commander must have completed at least sections I & II of the Leadership Training Course.
3. A minimum of 175 points is needed to qualify (150 points for Buckaroo leaders).

All outpost commanders who meet the above qualifications will be eligible to receive and wear the Outpost Commander's Award. Time period—*January 1* of the current year through *December 31*.

NOTE: Please complete your copy of the Outpost Commander's Award evaluation sheet and mail it to your *district commander*, not the national office. Your district commander will supervise the awarding of the Outpost Commander's Award. Money or a check should be attached to cover the cost of the medal. If all the outpost commanders of one church earn this award, the senior commander may wear an Outpost Commander's Award also.

BLUE CLUSTER AWARD



The Blue Cluster Award is a special achievement award for area commanders who have demonstrated outstanding service. Except for the Leadership Course, National Training Camps, and other national training events, all points earned must be earned for service rendered during the current calendar year.

1. CHARTERED OUTPOST:
 - a. New charters: 5 points each.
 - b. Renewal charters: 3 points each.

2. ANNUAL ACTIVITIES:
 - a. Powwow: 10 points.
 - b. Royal Rangers rally or father/son banquet: 8 points each.
 - c. Other sectional activities: 5 points each.
3. LEADERSHIP TRAINING: 10 points for each section taught.
4. QUARTERLY ROUNDTABLE FOR LEADERS: 5 points for each meeting conducted.
5. LOCAL CHURCH PRESENTATIONS: 2 points each meeting.
6. ROYAL RANGERS DISPLAYS: 5 points for each sectional display.
7. PROMOTIONAL MATERIAL: 2 points for each item published.
8. PERSONAL CONTACTS: 10 points for personal contacts with all churches in your area of responsibility on behalf of Royal Rangers, at least twice a year.
9. TRAVEL: 2 points for each 100 miles on behalf of Royal Rangers.
10. WEARING PROPER UNIFORM DURING ALL ROYAL RANGERS FUNCTIONS: 5 points.
11. COMPLETED LEADERSHIP TRAINING COURSE: 25 points; 5 additional points for completing the Instructor Certification Seminar.
12. ADDITIONAL TRAINING: 5 points for each national training event attended.
13. ATTENDING DISTRICT FUNCTIONS: 5 points for each event attended. (Please list all events on a separate sheet.)
14. ATTENDING TERRITORIAL AND NATIONAL EVENTS: 5 points each.

REQUIREMENTS FOR AWARD

1. Cooperate with all district-related activities.
2. Complete the Leadership Training Course.
3. Earn a minimum of 175 points.

Time period—*January 1* of the current year through *December 31*.

GOLD CLUSTER AWARD



The Sectional Commander's Award is a special achievement award for Sectional Commanders who have demonstrated outstanding service in achieving the goals of the overall Royal Rangers program. The following is a list of categories in which points may be earned for this award. Except for the Leadership Training Course, National Training Camps, and National Training Trails, all points earned must be earned for service rendered during the current calendar year.

1. CHARTERED OUTPOST:
 - a. New charters: 5 points each
 - b. Renewal charters: 3 points each.
2. ANNUAL SECTIONAL ACTIVITIES:
 - a. Sectional Powwow: 10 points.
 - b. Royal Rangers rally or father/son banquet: 8 points each.
 - c. Other sectional activities: 5 points each.
(Please list activities on a separate piece of paper.)
3. LEADERSHIP TRAINING: 8 points for each section taught.
4. QUARTERLY SECTIONAL ROUNDTABLE FOR LEADERS: 5 points for each meeting conducted.

5. LOCAL CHURCH PRESENTATIONS: 2 points for each meeting.
6. ROYAL RANGERS DISPLAYS: 5 points for each sectional display.
7. PROMOTIONAL MATERIAL: 2 points for each item published.
8. PERSONAL CONTACTS: 10 points for personal contacts with all churches in your section on behalf of Royal Rangers, at least twice a year.
9. TRAVEL: 2 points for each 100 miles on behalf of Royal Rangers.
10. WEARING PROPER UNIFORM AT ALL ROYAL RANGERS FUNCTIONS: 5 points.
11. COMPLETED LEADERSHIP TRAINING COURSE: 25 points.
12. ADDITIONAL TRAINING: 5 points for each national training event attended. Each particular camp may be counted only once. (Please list training experiences on a separate sheet.)
13. ATTENDING DISTRICT FUNCTIONS: 5 points for each function attended. (Please list all events on a separate sheet.)
14. ATTENDING TERRITORIAL AND NATIONAL EVENTS: 5 points each. (Please list all events on a separate sheet.)

REQUIREMENTS FOR AWARD

1. Cooperate with all district-related activities.
2. Complete the Leadership Training Course.
3. Earn a minimum of 175 points.

SILVER EAGLE AWARD



The Silver Eagle Award is a special achievement award for district commanders who have demonstrated outstanding service in achieving the goals of the overall Royal Rangers program. The following is a list of categories in which points may be earned for this award. Except for the Leadership Training Course, National Training Camps, and National Training Trails, all points earned must be earned for service rendered during the current calendar year.

1. **CURRENT CHARTERED OUTPOSTS:** 1 point for each 1 percent of the churches with chartered groups.
2. **ANNUAL DISTRICT POWWOW:** 10 points.
3. **OTHER DISTRICT-WIDE ROYAL RANGERS FUNCTIONS:** 5 points.
4. **LEADERSHIP TRAINING SESSION:** 1 point for each session conducted.
5. **DISTRICT ROYAL RANGERS TOUR:** 1 point for each 10 percent of the district covered.
6. **ORGANIZING SECTIONAL COUNCILS IN EACH SECTION:** 1 point for each 10 percent of the district organized.
7. **CONDUCTING AN ANNUAL DISTRICT-WIDE COMMANDERS' CONFERENCE:** 10 points.
8. **QUARTERLY CORRESPONDENCE WITH LOCAL ROYAL RANGERS OUTPOSTS:** 5 points.
9. **MINISTRY TO LOCAL GROUPS:** 1 point for each occasion.
10. **ARRANGING ROYAL RANGERS DISPLAY AND MAKING PRESENTATION AT DISTRICT MEETINGS:** 5 points for each occasion other than a Royal Rangers function.
11. **WEARING PROPER ROYAL RANGERS UNIFORM:** 5 points.

12. COMPLETED LEADERSHIP TRAINING COURSE: 25 points.
13. ADDITIONAL TRAINING:
Advanced Training Course: 10 points
*National Training Camp: 10 points
National Training Trail: 10 points
*These points are credited for one camp only.
14. AN ACTIVE FCF CHAPTER: 10 points.
15. ATTENDING THE DISTRICT COMMANDERS CONFERENCE: 10 points.
16. ROYAL RANGERS INFORMATION IN THE DISTRICT BULLETIN: 1 point for each issue of the district bulletin containing information about Royal Rangers.

REQUIREMENTS FOR AWARD

1. 125 points are needed to earn the Silver Eagle Award.
2. The Leadership Training Course must be completed.

OUTSTANDING SERVICE AWARD



PURPOSE

To give recognition to individuals who have demonstrated outstanding service or have made outstanding contributions to some area of the district Royal Rangers ministry.

REQUIREMENTS

The district commander or district committee will carefully evaluate each request to determine if the

scope of the service or contribution merits the Outstanding Service Award.

MEDAL OF MERIT



The Medal of Merit is awarded by the national office for very special, unusual, outstanding service for the overall Royal Rangers ministry.

LEADER'S MEDAL OF ACHIEVEMENT



The Leader's Medal of Achievement is awarded to leaders for completing the Royal Rangers Leadership Training Course.

LTC ADVANCED PIN




The advanced pin is awarded to leaders who have completed an advanced section titled, "Teaching and Communications." This pin is worn in the center of the Leader's Medal of Achievement.

GOLD TRAINING CHIEF PIN



This pin may be worn by leaders who have been certified as LTC instructors in their district.


GOD AND COUNTRY PROGRAM



This program is designed for boys who wish to earn awards in addition to those in the Royal Rangers program. The purpose is to involve youth in more church-related activities and to help them become more knowledgeable about their church.

This program is used by many organizations, such as Boy Scouts, Girl Scouts, and Campfire Girls. It was prepared by the National Commission for Church and Youth Agencies. There are three awards and three age divisions.

GOD AND FAMILY AWARD



For youth ages 9 and 10—Encourages Christian relations in the home. The requirements are: complete all the work and assignments in the God and Family Student Workbook.

GOD AND CHURCH AWARD



For youth ages 11 to 14—Helps them understand their church's structure, objectives, and mission. The requirements are: complete all the work and assignments in the God and Church Student Workbook.

GOD AND LIFE AWARD



For youth ages 15 to 18—Offers guidance in making vocational choices and in identifying with their family, church, and country. The requirements are: complete all the work and assignments in the God and Life Student Workbook.

