

# Transition Module

## Student Guide

### A Training Module In The New Leadership Training Academy

©2002 by the National Royal Rangers Office, Springfield, Missouri 65802-1894. All rights reserved. No part of this book may be modified or changed in any form or by any means—electronic, mechanical, photocopy, recording, or otherwise—without prior written permission of the copyright owner. Permission is granted to Certified Instructors and Instructor Trainers to reproduce, store in a retrieval system, or transmit for the purposes of Royal Rangers leadership training.

Latest Revision: May 1, 2002

# Royal Rangers


## LMA Transition Training

For Leaders who have completed the Blue or Red Leaders Medal of Achievement and are transitioning to the new Gold Leaders Medal of Achievement

**LMA Transition Training  
consists of two modules:**

- **Ranger Basics Module (4 hr. abbreviated)**
  - **Sessions 1 – 8**
- **Transition Module (2 hrs.)**
  - **Sessions 9 – 12**

**This is an instructor informational page. Remove this page before printing Transition module. Transition module is formatted for two-sided printing, if desired.**



# Session Eight

## New Advancement Trail

With the new age groups comes a totally new advancement trail. The ultimate goal of a Royal Ranger is still the \_\_\_\_\_ Medal of Achievement, but the trail to the GMA is totally different than it was in the past. In each of the age groups, the advancement trail will continue to be a linear progress, but all the lesson plans will now be \_\_\_\_\_, which means that every boy in your group will be working on exactly the same requirements at the same time, but will advance based upon the number of merits earned. This is one of the ways in which the program has been designed to bring workload relief to the commanders, and at the same time the advancement trail provides a logical, progressive trail for the boys to follow. This means that you may have an Adventure Ranger who has been in the program three years, and another one that just started, and they would be working on the same merit. The difference is that the merit may be the last one the long-time Adventure Ranger needs to complete his GMA, while the new Adventure Ranger will count that merit toward his first award in Adventure Rangers.

\_\_\_\_\_ **Rating.** Each age group has a recruit step in its advancement trail, except for Ranger Kids. The requirements are the same for each age group and need not be repeated if a boy has already completed the requirements

in a younger age group. In addition to the requirements in the boy's handbook for recruit status, the boy and his parents must complete the *Child and Substance Abuse Prevention Guide* that is bound in the front of every boy's handbook. Although there are no recruit requirements for Ranger Kids, the RK boys and parents must complete this guide prior to earning any advancement patches. Each commander should familiarize himself with this booklet.

**On Your Own: *Child and Substance Abuse Prevention Guide***

Once you complete this module and have the opportunity to look at one of the boy's handbooks, you should take some time to familiarize yourself with the *Child and Substance Abuse Prevention Guide*. Completion of this booklet is a requirement for recruit status in every age group in Royal Rangers, so you are likely to receive questions about the contents of this book from boys and their parents. The boy and his parents will need to read and complete the booklet, and return the back page to the commander to satisfy this requirement. Only if you have completed the booklet yourself can you answer these questions effectively.

**Note: All boys presently in Royal Rangers will need to complete this guide also.**

**Merits.** All of the advancement trails with the exception of the Ranger Kids trail are merit-driven, which means that the boys advance based upon the number of merit awards they earn. (This will not be the last time this is stated.) Royal Rangers have had merits for quite some time for Pioneers, Trailblazers, and Challengers. However, all of the existing merits have been updated, and many new merits added. To date, there are over \_\_\_\_\_ merit awards now available to the boys.

Each of the merits is contained in one of three notebooks: Merit Reference Books One, Two, and Three. These contain the merit requirements, overheads, some reproducible pages, and answers and teaching curricula for the leaders.


















## Ranger Kids

The advancement trail of Ranger Kids is still requirement-driven (it's merit driven in all of the other age groups). The requirements for each of the advancements are included in the boys' handbook that they can take home. This allows the boys' parents to help him with his advancements between meetings.


If you have boys in multiple grades in the same group, you will notice that each grade does something slightly different for their requirements. However, they are similar enough that you can have the entire group working on the same thing. The younger boys will be gaining experience that will help them when they get into the second and third years of Ranger Kids, and the repetition will help the older boys remember the songs, scriptures, and other memory work that they have to do. Since the requirements do differ from grade to grade, they will not seem too repetitious to the boys.

In Ranger Kids, the boys are working on the Trail to the \_\_\_\_\_ as kindergarteners, Trail to the \_\_\_\_\_ as first graders, and Trail to the \_\_\_\_\_ as second graders. As you can see in the chart below, each quarter the boys will earn an award that they can wear on their uniform.

Notes

Ranger Kids Advancement Trail				
Kindergarten - Trail to the Elk				
				
First Grade - Trail to the Wolverine				
				
Second Grade - Trail to the Cougar				
				

In addition to the advancement trail, Ranger Kids can also work on a number of \_\_\_\_\_ awards. These awards may be earned during the meetings, such as Taking Care of God's World, Sports, and Craft, while others will be earned during extra-curricular activities. These would include the Adventures on Wheels, Day Camp, and Going Places awards. There are even three awards that the commander can design the requirements for, allowing additional flexibility to the commander.





















### Discovery Rangers

The advancement trail for Discovery Rangers is merit-driven. This means boys will advance based upon earning particular combinations of merit awards. The same is true of Adventure Rangers and Expedition Rangers.

The advancement trail for Discover Rangers is shown in the chart below.

Discovery Rangers Advancement Trail					
<b>Trail to the Falcon</b>					
<b>Trail to the Hawk</b>					
<b>Trail to the Eagle</b>					

The chart below shows the requirements for each of these awards.

Advancement Step	Orange Bible Merits	Red Merits	Red, Blue or Green Merits
	2	0	1
	4	1	1
	6	2	2
	8	3	3
 	8	3	3 + Christian Service
	10	3	4
	12	4	4
	14	5	5
	16	6	6
 	16	6	6 + Christian Service & Leadership
	18	7	6
	20	8	6
	22	9	7
	24	10	8
 	24	10	8 + Christian Service & Leadership

Notes

In the previous chart, the numbers are cumulative. Thus, for the White Falcon, a boy must earn 2 of the orange Bible merits, and one elective merit with either a red, blue, or green border. To earn the Bronze Falcon, a boy must earn an additional 2 Bible merits, for a total of four, one of the red required merits, and no additional elective red, blue, or green merits. By the time a boy has earned his Gold Eagle award, he will have earned 24 of the Bible merits, 10 of the required red merits, and 8 elective merits.

There are some additional requirements needed to earn each of the medals shown above. They relate to performing a Christian Service activity for their church, holding a leadership position in the outpost, and holding a previous rank for a certain length of time. A chart showing all of the requirements for these three medals is provided in Appendix A.

In this chart, there is reference to different \_\_\_\_\_ of merits. Each merit award will have a colored border. There are seven border colors in total. The Bible merits have either an orange or a brown border, with the orange ones designed for Discovery Rangers, and the brown ones for Adventure Rangers. The orange Bible merits are primarily from the Old Testament, and are story formatted. The brown Bible merits are more abstract in their content, and are drawn primarily from the New Testament.

Red and blue-bordered merits have been specifically designed for boys in Discovery Rangers. There are specific red merits that must be earned for the Gold Eagle. Any combination of red, blue, or green merits can be earned as the boys progress towards earning the Gold Eagle.

Gold and green-bordered merits have been specifically designed for boys in Adventure Rangers. There are specific gold merits that must be earned for the Gold Medal of Achievement. Any combination of green, gold, or silver merits can be earned as the boys progress towards earning the Gold Medal of Achievement. (The green merits are more difficult, but boys in Discovery Rangers may earn them.) Silver merits have been designed for young men in Expedition Rangers. They are the most difficult to earn, but as with any other merit younger boys may earn them.

Notes

<b>Merit Colors</b>	
Orange	Bible merits for Discovery Rangers
Brown	Bible merits for Adventure Rangers
Red	Required merits for Discovery Rangers
Blue	Elective merits for Discovery Rangers
Green	Elective merits for Adventure Rangers
Gold	Required merits for Adventure Rangers
Silver	Required merits for Expedition Rangers

Notes


When a boy earns the Gold Falcon and Gold Hawk award, they are ordered from GPH and awarded to the boy at the next Council of Achievement. No review board or application is necessary. However, when a boy completes the \_\_\_\_\_ award, you need to send in the proper form to the \_\_\_\_\_ (with your pastor's signature). This process should be kicked off about 3 months before the boy completes the work, so that there is enough time to plan the special event to honor the boy or boys who have completed this award. A boy's involvement in Rangers may end when he enters junior high school, because he may choose to join and participate in Youth only. Thus, you need to make this a big ceremony.

### **Adventure Rangers**


The advancement trail for Adventure Rangers is also merit-driven. Once a boy completes this advancement trail, he will have earned the Royal Rangers \_\_\_\_\_ of Achievement, which is the highest award that a boy can earn in the program. Along the way, he will also earn the Bronze Medal and the Silver Medal. There is a national application form to fill out for both the Bronze and Silver Medals. This form should be filled out, signed by the pastor of the church, and then sent to the national office. Once the national office approves the application, they will release the medal from GPH and bill and mail it directly to the church. The national office will keep track of all Bronze and Silver Medals of Achievement.

## Adventure Rangers Advancement Trail


### Trail to the Bronze Medal of Achievement



### Trail to the Silver Medal of Achievement


















### Trail to the Gold Medal of Achievement



Completion of the Gold Medal of Achievement is the \_\_\_\_\_ goal for any Royal Ranger. It signifies the end of a long advancement trail. To recognize the incredible amount of hard work that the boy has done to achieve this level of advancement, there is a formal process to go through to get the medal approved, and then to have it presented to the boy. This process has not changed much from the old program; it involves an application that is submitted through the district Royal Rangers office, a district review board, and then approval from the national office. The complete set of requirements for the GMA may be found in Chapter 22 of the *Leaders Manual*.

Notes

Advancement Step	Brown Bible Merits	Gold Merits	Red, Green, Gold, or Silver Merits
	2	1	1
	4	2	2
	6	3	3
	8	4	4
	Any 15 Bible Merits Or Gold Bible Merit	4	4 (2 Required Red merits + Christian Service & Leadership)
	10	5	5
	12	6	6
	14	7	7
	16	8	8
	Any 30 Bible Merits Or Gold Bible Merit	8	8 (3 Required Red merits + Christian Service & Leadership)
	18	9	9
	20	10	10
	22	11	11
	24	11	12
	24 Brown Merits & 24 Orange Merits or Gold Bible Merit	11	12 (4 Required Red merits + Christian Service Project & Leadership)

Notes



The table above shows the merits required for each of the advancement steps in Adventure Rangers. This table is constructed in the same way as the one above for Discovery Rangers – the number of merits listed is cumulative. Thus, for the Powder Horn advancement, a boy will have to have earned 2 of the brown Bible merits, 1 of the gold merits, and 1 elective from the colors of red, green, gold, or silver. By the time a boy earns his Bronze Medal, he will have earned a total of 15 Bible merits (or the gold Bible merit which represents all of the brown and orange Bible merits in one), 4 of the gold merits, and 4 elective merits (2 of which may carry over from the red merits required in Discovery Rangers). NOTE: There are specific red merits that apply. These are listed in the far right column of the Trail to the Gold Medal of Achievement chart in Appendix B.

Finally, to earn his Gold Medal of Achievement, a boy would have to have earned all of the Brown and Orange Bible merits (or the gold Bible merit), 12 gold merits, and 12 elective merits (4 of which may be carried forward from the required red merits in Discovery Rangers). See Appendix B for a complete list of the requirements for the Gold Medal of Achievement.





For a comparison between the requirements for the GMA under this advancement trail and the Boy Scout Eagle Scout, see Appendix C.

### **Expedition Rangers**

Since there are several interest groups in Expedition Rangers, there are several Expedition Rangers medals that are available:

Notes



Expedition Rangers Medals			
			
For boys in the traditional advancement track (Air/Sea/Trail/High Action/Option Rangers)	For boys on the Junior Leadership track	For boys on the Ministry and Christian Service track	For boys involved in the Xtreme Outdoor Sports and Activities track

Notes

**Achievement Medal.** There are six advancement levels on the Advancement Trail following Recruit status:


- Quester
- Adventurer
- Voyager
- Discoverer
- Navigator
- Achievement Medal

Each of these steps requires a certain number of merits or merits of achievement, and a specified number of Spirit Challenge lessons. The merits are typically the silver merits. \_\_\_\_\_ of \_\_\_\_\_ are the equivalent to merits, but there is no patch for the award. These have been created in some of the special interest areas where it would not be economically feasible to create the merit patches because of the extremely small number of awards that would be earned over time because of the small number of boys involved. The Merit of Achievement consists of a certificate signifying completion of the award, and an additional number on the boy's silver class B ribbon award.

**Leadership Medal.** To earn the Leadership Medal, a boy needs to complete 25 Spirit Challenge lessons and graduate from the Junior Leadership Training Academy program. This requires completing 4 training camps, two of which must be Junior Training Camp and Advanced Junior Training Camp. The other options include:

**Junior Leadership Training Opportunities for  
Adventure and Expedition Rangers**

Notes



**Junior Training  
Camp**

Open to boys who have completed seventh grade.


Provides training in camping techniques and outpost leadership skills.



**Advanced Junior  
Training Camp**

Open to boys who have completed JTC and have completed eighth grade.

This camp builds on JTC, providing training in advanced camping skills and leadership skills.



**Junior Training  
Trails**

For boys who have completed AJTC and have completed ninth grade.

The focus of this camp is on hiking and backpacking skills.



**Junior Canoe  
Expedition**

For boys who have completed AJTC and have completed ninth grade.

The focus is on canoeing. The boys learn by doing, participating in a river expedition.



**Junior Missions  
Camp**

For boys who have completed AJTC and have completed ninth grade.


The focus is on preparing boys for home and world missions construction projects.



**Junior Survival  
Camp**

For boys who have completed AJTC and have completed ninth grade.

The focus of this camp is on providing intense training in survival skills.



**Junior Winter  
Camp**

For boys who have completed AJTC and have completed ninth grade.

The focus is on training the boys to safely camp and participate in activities during the winter months.



**Elite Junior  
Leadership Camp**

This is a post-academy camp for boys who have completed the leadership academy.

and have completed the eleventh grade. The themes of this camp may be Drill and Ceremony, Pageantry, Advanced Search and Rescue, etc.

**Junior Academy**



This camp is designed to train men and boys how to operate a Junior Leadership Academy in their district. Boys would have to have completed the leadership academy to participate in this Junior Academy.

**Christian Service and Ministry Medal.** To earn this medal, a boy on the Christian service and ministry track will need to complete 25 Spirit Challenge lessons, and will need to participate in a number of local, home, and/or world missions projects or participate in training opportunities with a \_\_\_\_\_ emphasis, like the Blueprint Training or Preparing to Win (both of which are silver merits).

**Activities Medal.** Boys on the activities track may earn this medal by completing 25 of the Spirit Challenge lessons, and attending at least 5 outings jointly sponsored by the Royal Rangers and the \_\_\_\_\_ Department. The local church, section, district, or national youth departments may sponsor these outings. These outings must be of at least three different types of activities (e.g., rock climbing, kayaking, spelunking, or whitewater rafting).


Notes

## Quiz

Take a few minutes to complete this short quiz. Circle the correct answer. Once everyone is finished, your instructor will review the questions and answers. Make sure you circle the correct answers as given by the instructor.

1. Which of the following awards is the ultimate goal of a Royal Ranger?
  - a. Bronze Medal of Achievement
  - b. Gold Medal of Achievement
  - c. Gold Eagle
  - d. Achievement Medal
  
2. Recruit status is the first step in the advancement trail for all age groups, except Ranger Kids.
  - a. True
  - b. False
  
3. One requirement for recruit status is reading and completing the *Child and Substance Abuse Prevention Guide*.
  - a. True
  - b. False
  
4. All of the age groups have a merit-driven advancement trail **except**
  - a. Ranger Kids
  - b. Discovery Rangers
  - c. Adventure Rangers
  - d. Expedition Rangers
  
5. The application for a Gold Eagle award is sent to the national office when a boy completes the award.
  - a. True
  - b. False
  
6. The color of a merit is determined by the difficulty of the merit.
  - a. True
  - b. False

Notes



# Session Nine

## Organizational Structure

There have been a few changes in the organizational structure of the local outpost, primarily at the level of the boy leadership. First, the terms \_\_\_\_\_ and \_\_\_\_\_ will be used consistently in all age groups. No longer will we have unique names for these positions in the younger age groups like we had in the past with Straight Arrows and Buckaroos. For an in-depth look at the patrol method in Royal Rangers, we encourage you to consider taking the Patrol Method training module that is now available to leaders.

### Ranger Kids

Ranger Kids will have Patrols, with Patrol Guides and Assistant Guides for each patrol. They will not have a Senior Guide, however.

### Guide Bars

The guide bars for each age group will be a different \_\_\_\_\_. This change was made so that a boy, who may have been a patrol guide or senior guide in a previous age group, won't feel like he's been demoted when he is elected as an assistant guide in his current age group. There is now a progression in the insignia of leadership positions for the boys. The colors for the various age groups are:

Age Group	Guide Bar Color
Ranger Kids	Green
Discovery Rangers	Red
Adventure Rangers	Gold
Expedition Rangers	Silver

Notes

### Junior Commanders

Junior commanders will continue to function in the outpost as they have in the past, assisting commanders in the younger age groups. To be \_\_\_\_\_ a junior commander, a boy will still need to have his GMA, be at least 14 years old<sup>1</sup>, and have the recommendation of his commander. The only change here is the insignia for junior commanders – he will wear double silver bars on his collar to signify his role as a junior commander. These silver bars will differ in design from the silver bars used for the leadership positions in Expedition Rangers.

### Patrol Staff Meetings

Because the guide bars are a different color for each age group, we can no longer refer to the staff meetings of the commanders and boy leadership as the “Gold Bar Staff Meetings,” since that would only apply now to the Adventure Rangers. Thus, these staff meetings will be referred to generically as the Patrol Staff Meetings. The purpose of these meetings is still the same: to provide an opportunity for you to train your guides, plan outpost outings and events and to get updates from the guides, based on feedback they receive during the Patrol Corners portion of the meetings.

---

<sup>1</sup> A boy may also be appointed to serve as a Junior Commander if he is fifteen and an active member of the Expedition Rangers. He will still need the recommendation of his commander and senior commander.

## Quiz

Take a few minutes to complete this short quiz. Circle the correct answer. Once everyone is finished, your instructor will review the questions and answers. Make sure you circle the correct answers as given by the instructor.

1. Which of the age groups will **not** have a senior guide?
  - a. Ranger Kids
  - b. Discovery Rangers
  - c. Adventure Rangers
  - d. Expedition Rangers
  
2. Patrol Staff Meetings is the new term for Patrol Corners.
  - a. True
  - b. False

Notes

## Things that Don't Change

With all that is changing in Royal Rangers, it's nice to know that some things aren't going to change. They include the

- Pledge
- Code
- Emblem

Of course, it can't be quite this easy, can it? After all of the other changes you've been exposed to in this module, you know there must be some catch. O.K., there is. First of all, the separate \_\_\_\_\_ pledge is gone. Everyone will learn the same Pledge.

The points of the \_\_\_\_\_ and the \_\_\_\_\_ remain the same ... but what about the Motto? It's not listed above as something that isn't changing. That's right, because it is. Many boys, especially the younger ones, have had no idea what "etc." meant or even how to pronounce it! Good news, it's finally gone. The revised motto is:

Ready, Ready for anything. Ready to work, play, serve, worship, live, and obey God's word.

Remember why we had to learn the Pledge, Code, points of the Emblem, and Motto in the first place? So we would be able to know that the boys were right when they recited them to us. It would be very embarrassing to have to go searching for your handbook whenever one of the boys wanted to recite one of these items to you, or if you forgot how to lead it during an opening or closing ceremony!

### On Your Own: Memorization

Take some time once you are finished with this module to memorize the new Royal Rangers Motto so that you can recite it without hesitation. Then, begin working with your boys on the new Motto so that they can also say it fluently.



## Quiz

Take a few minutes to complete this short quiz. Circle the correct answer. Once everyone is finished, your instructor will review the questions and answers. Make sure you circle the correct answers as given by the instructor.

1. Which of the following has changed?
  - a. Royal Ranger Pledge
  - b. Royal Ranger Motto
  - c. Royal Ranger Code
  - d. Points of the Royal Rangers Emblem
  
2. Ranger Kids will continue to have a different Pledge than the rest of the age groups.
  - a. True
  - b. False
  
3. There is no longer a need to memorize the Pledge, Motto, Code, and points of the Emblem.
  - a. True
  - b. False

Notes

## Changes to Ranger of the Year

With the changes that have been laid out in the advancement trail and other parts of the Royal Rangers program, it's obvious that there will be changes needed in the Ranger of the Year program to keep up with these changes.

For January, 2002, all Ranger of the Year testing will still be based on the \_\_\_\_\_

\_\_\_\_\_. Starting in January, 2003, however, the Ranger of the Year program will have to start shifting to recognize the differences in the advancement trail and the new age groups, and elements of the testing like the uniform inspection will have to change because of the changes in the uniform.

Final details on this transition were not set at the time this module was finalized. Thus, you need to keep up with the news on Ranger of the Year from your district. Also, you can keep up with further news on the changes/transition on the national RR web site at <http://royalrangers.ag.org>.

Finally, the national office intends to produce a separate book on the Ranger of the Year program, and this book will detail the changes and transitions to the new testing program. Be sure to get a copy of the book for your outpost so that your boys can be as competitive as possible in this annual competition.

## Leaders and Merit Awards

One big change in the advancement trail is that \_\_\_\_\_ may now earn the merit awards. This is now a requirement for admission to FCF and to advance in rank within FCF. Outside of these requirements, though, commanders have the option of earning the merits or achievement awards as they teach them to their boys. This is a perfect opportunity to show your boys that you are willing to do the work right along with them as they are advancing. Once you earn the merits, you will be able to wear the Class B ribbons on your uniform, and to wear the actual merits or achievement awards on your awards vest.

Of course, there are some guidelines for commanders to follow related to earning these merit awards. They include:

- You can only earn merits that you \_\_\_\_\_ to the boys
  - The exception to this would be the merits required for admission to FCF or for advancing in rank in FCF. This exception is in place to accommodate the commanders in age groups where the required merits would not necessarily be taught, like Ranger Kids or Expedition Rangers
- Your \_\_\_\_\_ or another commander would need to sign-off that you indeed taught the merits that you wear
  - For the FCF-required merits that you did not teach, you will need to demonstrate your skills to another commander
- If you were a boy in Royal Rangers and earned merits in the program, you \_\_\_\_\_ wear them on your uniform as a leader
- Earning merits \_\_\_\_\_ permit you to earn any of the advancement patches or medals that the boys earn with their merits; those awards are reserved for the boys

## Quiz

Take a few minutes to complete this short quiz. Circle the correct answer. Once everyone is finished, your instructor will review the questions and answers. Make sure you circle the correct answers as given by the instructor.

1. Leaders may now earn and wear the same merits that boys earn and wear.
  - a. True
  - b. False
  
2. Leaders may only wear the merits that they have taught, or earned for advancement in FCF.
  - a. True
  - b. False
  
3. If you earned merits as a boy, you may continue to wear them once you become a leader.
  - a. True
  - b. False
  
4. If you earn merits as a leader, those merits can count toward the same awards the boys are earning.
  - a. True
  - b. False

Notes



# Session Ten

## Frontiersmen Camping Fellowship

The major change in FCF is in the area of the requirements for membership in FCF, and for advancement in rank from Frontiersman to Buckskin and Wilderness. Another change relates to the supervision of the Wilderness Vigils for candidates who want to advance to this level of membership.

### Requirements for Membership.

In the past, boys had to earn their Trailblazer First Class and their Camping Merit



to qualify to participate in the Frontier Adventure, and men had to complete the Leadership Training Course.

Now, for men and boys alike to qualify for the Frontier Adventure, they must complete a series of \_\_\_\_\_

\_\_\_\_\_. There are eight merit awards that men and boys must earn in order to qualify for participation in the Frontier Adventure: Rope Craft, Fire Craft, Cooking, Compass, Lashing, First Aid Skills, Camping, and Tool Craft. Each of these merits has a green grizzly paw print on the merit, signifying that it counts toward the Trail of the Grizzly. Seven of these are red merits, which means the



boys will be earning them during their years in Discovery Rangers if you as the commander stick to the written curriculum. The eighth merit, Camping, can be earned as soon as a boy advances to Adventure Rangers. Once a man or boy completes all eight of these merits, he has earned the Grizzly Trail FCF merit award.

Other requirements for boys include:

- Be an Adventure Ranger, at least 11 years old
- Be recommended by his outpost commander

Other requirements for leaders include:

- Complete the \_\_\_\_\_ module of the LTA
- Be a Royal Rangers leader in good standing in his outpost

For both, they must also:

- Explain the plan of salvation
- Explain the meaning of the points of the Royal Rangers emblem

After earning the Grizzly Trail FCF merit award and completing these other requirements, the boys and men will participate in the Frontier Adventure that is conducted by their district FCF staff. Upon successful completion of the Frontier Adventure, they will be Frontiersmen members of FCF and be eligible to wear the Frontiersmen membership pin.

### Requirements for Advancement to Buckskin.

Advancement to Buckskin rank will require earning three additional merits for both men and



boys. They are: Church, Hawk and Knife, and either Black Powder or Archery. These merits will also have a grizzly paw embroidered on it, but the paw will be black.

Other requirements for boys include:

Notes

- Earning the Bronze Medal or one of the Expedition Rangers medals

Other requirements for men include:

- Complete the \_\_\_\_\_ Medal of Achievement
- Sponsor a boy into FCF


For both men and boys, there are a number of other requirements. They have not changed from the previous list of requirements that we had in FCF. They include:

- Participate in at least one Frontier Adventure
- Make or purchase a complete FCF outfit
- Recite from memory the FCF pledge
- Explain the meaning of the FCF symbol
- State the Vision and Purpose of FCF
- Make an FCF identification staff
- Select a frontier-related craft or skill to develop
- Select an FCF name
- Complete the Buckskin workbook
- Be an active member in good standing for at least one year
- Submit your application for Buckskin to your chapter FCF office

### Requirements for Advancement to Wilderness.

Advancing to Wilderness rank will require a series of additional merits. They include: Christian Service, Wilderness

Survival, Primitive Snares, and Primitive Shelters. These merit awards will have a white grizzly paw embroidered on them.



Additional requirements for boys include:

- Earn the Silver Medal or a second Expedition Rangers medal

- Sponsor a boy into FCF
- Participate in at least two Frontier Adventures and be an active member in good standing

Additional requirements for men include:

- Attend a National Training Camp
- Sponsor an additional boy into FCF
- Participate in at least four Frontier Adventures and be an active member for at least two years in good standing

Additional requirements for both include:

- Complete the Wilderness workbook
- Submit your application for advancement to your chapter's FCF office
- Wear the Wilderness Pouch until your vigil is complete
- Participate in a Wilderness Vigil conducted by your \_\_\_\_\_ or regional FCF staff or your territorial FCF representative

### **Conducting Wilderness Vigils.**

As mentioned above, your district FCF staff or your territorial FCF representative will now conduct Wilderness Vigils. This change was made to facilitate attendance at Vigils, particularly by boys who may have difficulty attending a Vigil "somewhere" in their territory but outside their district. Your district Wilderness representative is still your contact person for questions about advancing to Wilderness. He can explain to you the process for conducting Vigils in your particular district.



## Quiz

Take a few minutes to complete this short quiz. Circle the correct answer. Once everyone is finished, your instructor will review the questions and answers. Make sure you circle the correct answers as given by the instructor.

1. Boys as young as 11 may now join FCF.
  - a. True
  - b. False
  
2. To qualify for membership in FCF, both boys and men must earn 8 different merit awards.
  - a. True
  - b. False
  
3. Earning additional merits beyond the 8 required for membership is required to advance in rank in FCF.
  - a. True
  - b. False


Notes



## Leaders and Boys Training

### Leadership Training

One other thing that does not change with the new program is our need to continue our training as commanders. The LTC that you completed, coupled with the Ranger Basics Module review (4 hrs) and this Transition Module (2 hrs), provides the basics that you need to know as commanders. However, if you are in Rangers long enough, you will face new situations for which you will need training. For example, you may find yourself with a boy with a special need in your outpost – when that happens, you will find yourself wanting some help in how to effectively meet his needs. Or you may find yourself serving as a senior commander, or in a church that does not yet have the Royal Rangers ministry. In each of those situations, you will find yourself wishing that you had some additional training on how to deal with the task before you.



That's the purpose of the new Leadership Training Academy (LTA) – to provide you with a vast library of training resources that you can draw upon throughout your time as a Royal Rangers

**Figure 1. New LMA showing completion of 15 modules in the LTA beyond the LMA.**

commander. We would like to encourage you to take additional modules from the LTA on a regular basis. They should be offered in a variety of settings: in your local section, at your District Commanders Conference, and at your Regional Conference, Training Seminar, or Expo. As you complete modules in the LTA beyond this one, you will be able to indicate this accomplishment by putting a numeral on your new LMA ribbon to indicate the number of modules completed beyond this Transition Module.

A complete list of the modules that are currently available in the LTA is provided in Appendix D.

If you have leaders or potential leaders in your church who have not yet taken the LTC, then you should know that the LTA has replaced the LTC for training new leaders in Royal Rangers. For those leaders, their training begins with

\_\_\_\_\_ , an 8-hour course that focuses on what a commander needs to know to run an effective weekly meeting that will be fun and exciting for the boys. New commanders will learn how to run an orderly meeting following the lesson plans that we looked at earlier in this module, how to lead a boy to Christ, basic discipline, the local organizational structure and where Royal Rangers fits within the overall structure of the local church's ministries, and the basics of the Royal Rangers uniform.

Once Ranger Basics is completed, a commander can proceed toward the LMA by taking additional modules in the LTA. These are outlined in the table below. Each of these modules are structured just like this one, with the quizzes built into the module, and no required homework. That means that once a commander is finished with the class work on a module, he or she is finished with that module.

Notes



group of Ranger Kids on an outing, like a trip to a park or zoo. In place of these modules, a commander may choose to take the national training event that best correlates with the group they are working with. A RK commander may choose to attend the national Ranger Kids Training Conference (the replacement for the BSTC that was held in the past<sup>2</sup>) in place of the RK Skills module, or in addition to it. A commander who is working with Discovery, Adventure, or Expedition Rangers may opt to attend National Training Camp in place of the LTA camp-out to satisfy this requirement for their LMA.

### **Boys' Training**


Many of the new boys training events were mentioned earlier in this module as part of the Expedition Rangers advancement trail for those on the leadership track. However, that list did not mention all of the training available for the boy leadership in your outpost. Appendix E provides a complete picture of the training opportunities available for boys in the new Royal Rangers program. The training events for boys that were not mentioned earlier are discussed here.

---

<sup>2</sup> BSTC is the only training camp that is disappearing as a result of the changes in the Royal Rangers program, and it is being replaced with RKTC. The other training camps – NTC, ANTC, WNTC, NCE, and NTT – are being revised, but the basic nature of the camps is not changing.

Notes

## Boys' Training Events

	<p><b>Basic Discovery Training Course</b> This course is designed to provide basic leadership training to boys in leadership positions in Discovery Rangers. This video-based course could be taught in an outpost, or it may be offered through your section or district.</p>
	<p><b>Discovery Training Camp</b> This camp replaces the existing PLTC. This camp will be offered on the sectional or district level. It is designed to teach additional leadership skills beyond Basic DTC in a camp setting.</p>
	<p><b>Adventure Training Camp</b> This camp is designed to provide leadership skills to boys in Adventure Rangers. This camp will be conducted on the sectional or district level.</p>
	<p><b>Basic Junior Training Course</b> This course is similar to the Basic DTC course, but is aimed at boys in Adventure or Expedition Rangers. It provides the basic fundamentals of leadership that the boy leaders need to know in these age groups. This video-based course can be taught in your outpost, or it may be offered through your section or district.</p>

Notes

As you implement the patrol system in your outpost, it is important that your boys receive \_\_\_\_\_ concerning their proper role in the leadership structure of your outpost. Start with \_\_\_\_\_ and \_\_\_\_\_ to provide a start on this leadership training that the boys need. Then follow up by sending your boys to the appropriate sectional/district camps that will continue to hone their leadership skills. Your outpost will become stronger and more vibrant as your boys learn these leadership skills and then you allow them to exercise them in the weekly meetings and your outpost outings and camp-outs.

## Quiz

Take a few minutes to complete this short quiz. Circle the correct answer. Once everyone is finished, your instructor will review the questions and answers. Make sure you circle the correct answers as given by the instructor.

1. Which of the following boys' training camps or courses is **not** available via video?
  - a. Basic DTC
  - b. DTC
  - c. Basic JTC
  - d. All of the above are available on video
  
2. Which of the following boys' training camps or courses are designed to teach leadership skills to the boys.
  - a. Basic DTC
  - b. DTC
  - c. ATC
  - d. Basic JTC
  - e. All of the above teach leadership skills to boys
  
3. Leaders who have either the Standard or Buckaroos/Straight Arrows LMA and who complete the Ranger Basics Module review (4 hrs) and this module (2hrs) will be eligible to wear the new LMA medal.
  - a. True
  - b. False
  
4. Once a commander has earned their LMA, placing a gold numeral on the ribbon represents additional training modules completed.
  - a. True
  - b. False
  
5. Completing the LTA is the same as completing the LTC.
  - a. True
  - b. False

Notes





Notes

### **Transitioning From Old to New Advancement Trail**

One of the biggest questions that has been asked over the past couple of years as the new program was under development was “how do we transition the boys from the old advancement trail to the new one?” Boys can

\_\_\_\_\_ switch from the old trail to the new one using the following charts.

**Transition from Straight Arrows/Buckaroos to Ranger Kids.** These transitions are shown in the chart below. For example, a boy who has completed Brave in the Straight Arrows program will begin Ranger Kids and receive the Antelope award. If another boy has already earned his Hunter award, he will begin Ranger Kids and receive his Fox award, and all of the ones that come earlier in the advancement trail (Antelope, Ram, Caribou, Buffalo, Elk, and Beaver). This is because this second boy, who is further along on his advancement trail, has already earned the equivalent of all those other awards.



<b>Straight Arrows/Buckaroos to Ranger Kids Transition Plan</b>	
<b>If a boy has this award in Straight Arrows or Buckaroos . . .</b>	<b>He would have this award in Ranger Kids (and all the ones before it)<sup>3</sup></b>
Brave	Antelope
Tribesman	Ram
Warrior	Buffalo and Elk
Hunter	Fox
Scout	Badger and Wolverine
Greenhorn	Lynx
Wrangler	Cheetah
Range Rider	Panther
Top Hand	Tiger and Cougar

Notes

If a boy has completed all of Straight Arrows and Greenhorn in Buckaroos, then he will have earned the entire Trail to the Elk, the entire Trail to the Wolverine, and Lynx, the first step on the Trail to the Cougar. If another boy did not complete Straight Arrows before he started his Buckaroos requirements, and he has earned his Greenhorn, then he would only have the Lynx in Ranger Kids.<sup>4</sup> A boy with Top Hand in Buckaroos who also completed Scout in Straight Arrows is automatically finished with the advancement trail in Ranger Kids, with his Cougar and all of the other awards before it.

**Transition from Pioneers to Discovery Rangers.** The transition from Pioneers to Discovery Rangers advancement trails is shown in the chart below. For the first few steps, this is fairly straightforward. If a boy has Powder Horn, that translates into the Red Falcon award. Long Rifle would

<sup>3</sup> This assumes that a boy in Buckaroos completed all of the Straight Arrows requirements too. If this is not the case, then the boy in Buckaroos would only receive the awards back to Lynx – the equivalent award to Greenhorn.

<sup>4</sup> The question immediately comes up – can this boy go back and “make-up” the work he missed on the Trail to the Elk and the Trail to the Wolverine? Yes, he can. Boys can actually go back an entire age group if they wish to earn the awards that they may have missed, and if they finish early, they can go forward and work on the advancements for the age group ahead of them.

translate into the Silver Hawk award, and everything before it (White Falcon, Bronze Falcon, Silver Falcon, White Hawk, Red Hawk, Bronze Hawk, and the Silver Hawk). He would need to complete additional Christian Service time in order to earn the Gold Falcon medal. The Gold Hawk and Gold Eagle both require additional Christian Service and Leadership participation on the part of the boy.

Notes

<b>Pioneers to Discovery Rangers Transition Plan</b>	
If a boy has this award in Pioneers . . .	He would have this award in Discovery Rangers
Powder Horn	Red Falcon
Bowie Knife	Silver Falcon
Tomahawk	Red Hawk
Long Rifle	Silver Hawk
Mountain Man	Red Eagle

**Transition from Trailblazers to Adventure Rangers.**  
 The transition from Trailblazers to Adventure Rangers is different from the ones above, because it assumes that boys switched from the Gold Track in the Trailblazer Handbook to the transitional GMA advancement trail that was released in 2001. Under that transitional trail, boys earned the Trailblazer advancement chevrons by earning merits: 4 merits for Second Class, 8 merits for First Class, 12 merits for Advanced, 16 merits for Master, and 20 merits for Explorer. It took 24 merits under this system to earn the GMA. This transitional GMA trail is valid until the end of \_\_\_\_\_.

If, however, a boy wants to shift from the transitional GMA trail to the new Adventure Rangers advancement trail, the chart below shows the transition. In order to earn the Bronze Medal of Achievement the boy would have to complete additional Christian Service. To earn the Silver and Gold Medal of Achievements the boy would need to complete additional Christian Service and Leadership responsibilities.

<b>Trailblazers to Adventure Rangers Transition Plan</b>	
If a boy earns this in Trailblazers . . .	He will have earned this award in Adventure Rangers
2 merits <sup>5</sup>	Powder Horn
4 merits or Second Class	Bowie Knife
6 merits	Tomahawk
8 merits or First Class	Long Rifle
10 merits	Pine
12 merits or Advanced Rating	Cedar
14 merits	Oak
16 merits or Master Rating	Sequoia
18 merits	Second Class
20 merits or Explorer Rating	First Class
22 merits	Advanced
24 merits	Master

Notes

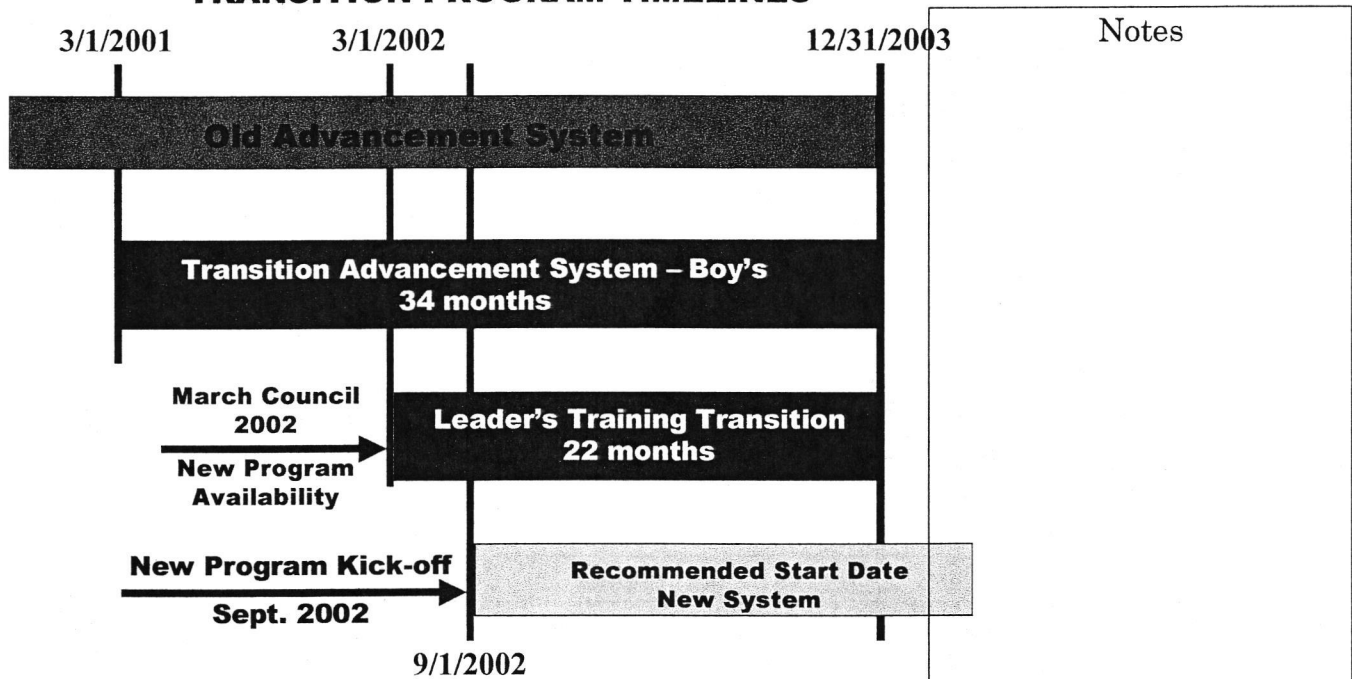
**Time Limits on the Transitions.**

Your boys do not have to immediately transfer to the new advancement trail. The timeline below shows that the old advancement system will be valid through the end of 2003. This means that a boy can finish up his GMA under the Gold Track advancement system until December 31, 2003.

---

<sup>5</sup> As commander, you need to help the boys make sure that they are working on the right merits. There is a certain mix of elective and required merits that are needed to earn the GMA. Make sure you pay attention to this list of merits so that you can guide the boy in the selection of the merits he works on. This list is available in Appendix B.

## TRANSITION PROGRAM TIMELINES



The transition GMA advancement system has been valid since March 1, 2001, and will be valid until December 31, 2003. If a boy switches to this transition GMA system, he must finish by that date, or he will have to finish his GMA under the new advancement system.

The new advancement system was released at the Royal Rangers National Council meeting in March 2002 with a recommended implementation date of \_\_\_\_\_ 2002 or after.

**Leadership Training.** The old Leadership Training Course (LTC) is valid for earning the LMA until the end of \_\_\_\_\_. In reality, this should only be a commander who started the LTC prior to the release of the new training program in March 2002. Once the new program and training program was released, everyone should be starting their training with the Leadership Training Academy that is described later in this training course.

The transition that is shown in the chart above refers to the LMA Transition training, which consists of the abbreviated Ranger Basics Module review and the Transition Module. It is valid from now until December 31, 2003. This allows commanders who already earned their LMA under the

LTC system to update their knowledge about the new program so they can effectively administer the new program in their church. The National Training Committee felt that all commanders should be updated as quickly as possible in the new program, so the life of this particular module was limited to the approximately 22 months shown in the chart above.

Notes

## Quiz

Take a few minutes to complete this short quiz. Circle the correct answer. Once everyone is finished, your instructor will review the questions and answers. Make sure you circle the correct answers as given by the instructor.

1. It is possible for boys in the current age groups to transition from the old advancement trail directly to the advancement trail of the new age group.
  - a. True
  - b. False
2. All of the transition should be complete by the end of December 2003.
  - a. True
  - b. False
3. A boy can still finish his GMA under the Gold Track advancement trail if he wishes, as long as he is finished by the end of December 2003.
  - a. True
  - b. False
4. The LMA Transition Training is valid until the end of December, 2003.
  - a. True
  - b. False

Notes

## Summary

In this brief course, we have tried to provide you with the updates and changes in the new Royal Rangers program that you need so that you can continue to effectively lead the Royal Rangers program in your church. Note that nothing has been said throughout this entire training course about a change in the basic mission of Royal Rangers. It has been, and continues to be, to Reach, Teach, and Keep Boys for Christ.


If you have questions about what you have seen and heard throughout this training course, feel free to ask your instructor. You can also contact your area or sectional commander for help and guidance. In addition, there is information about the new program on the national Royal Rangers web site at <http://royalrangers.ag.org>.


Notes





## Appendix A Trail To The Gold Eagle Medal Discovery Rangers






		GOLD EAGLE MEDAL	
		Optional Merits	
		8	
		7	
GOLD HAWK MEDAL		6	
		5	
Optional Merits		4	
		3	
		6	
		5	
GOLD FALCON MEDAL		4	
Optional Merits		3	<b>Required Red Merits</b>
		2	
		1	10 First Aid Skills
3			9 Lashing, Insect Study or Bird Study
2	<b>Required Red Merits</b>		8 Fire Craft or Weather
1			7 Rope Craft or Art or Fingerprinting
	6		6 Compass or Space Exploration
<b>Required Red Merits</b>	5		5 Church or Jr. Light For The Lost or BGMC
	4		4 Safety
3	3		3 Tool Craft, Rocketry or Models & Design
2	2		2 Cooking
1	1		1 Family Life or God & Family
<b>Required Bible Merits</b>	<b>Required Bible Merits</b>	<b>Required Bible Merits</b>	
Gold Bible Merit Or 8 Orange Bible Merits	Gold Bible Merit Or 16 Orange Bible Merits	Gold Bible Merit Or 24 Orange Bible Merits	
<b>General Requirements</b>	<b>General Requirements</b>	<b>General Requirements</b>	
3 optional red, blue, or green merits	6 optional red, blue, or green merits	8 optional red, blue, or green merits	
3 required red merits	6 required red merits	10 required red merits	
1 hour of Christian service activity at the local church	2 additional hours of Christian service activity	3 additional hours of Christian service activity	
	3 months in leadership position as:	6 months total in leadership position as:	
Discovery Ranger (Time limit does not apply to boys 4 <sup>th</sup> grade and above.)	6 months as a Falcon medallist (Time limit does not apply to boys 5 <sup>th</sup> grade and above.)	6 months as a Hawk medallist (Time limit does not apply to 5 <sup>th</sup> grade boys just entering Rangers.)	

As the boys complete merits they will write in the spaces provided above. For instance, if a boy earns the Cooking merit then he will write down that merit in space #1 in the chart above for his Gold

Falcon. Because he has earned it he would then transfer that merit over into the second column, for the Gold Falcon, and write it in space #1. He would also circle that merit in the third row for his Gold Eagle. Also take note of the requirements at the bottom of each column. The boys must complete these prior to earning the medal.

The Gold Falcon and Gold Hawk awards can be ordered through GPH. The Gold Eagle can also be ordered through GPH but you must notify the district commander prior to awarding the boy. The number of Gold Eagle recipients is recorded by the district commander and the national office.

## Appendix B Trail to the Gold Medal of Achievement Adventure Rangers

					
BRONZE MEDAL		SILVER MEDAL		GOLD MEDAL	
Optional Merits		Optional Merits		Optional Merits	
1		1		1	
2		2		2	
3		3		3	
4		4		4	
5		5		5	
6		6		6	
7		7		7	
8		8		8	
9		9		9	
10		10		10	
11		11		11	
12		12		12	
Required Gold Merits		Required Gold Merits		Required Gold Merits	
1 Gold Bible Merit or 15 Bible Merits		1 Gold Bible Merit or 30 Bible Merits		1 Gold Bible Merit or All 25 New Testament and 23 Old Testament Bible Merits	
Required Red Merits		Required Red Merits		Required Red Merits	
1		1		1	
2		2		2	
3		3		3	
4		4		4	
5		5		5	
6		6		6	
7		7		7	
8		8		8	
9		9		9	
10		10		10	
11		11		11	
12		12		12	
General Requirements		General Requirements		General Requirements	
2 optional, green, gold or silver merits		5 optional, green, gold or silver merits		8 optional, green, gold or silver merits	
4 required gold merits		8 required gold merits		12 required gold merits	
2 required red merits		3 required red merits		4 required red merits	
				500 word essay	
3 hours of Christian service activity		3 additional hours of Christian service activity		Christian Service Project	
		3 months in leadership position as:		6 months total in leadership position as:	
Must be an Adventure Ranger		3 months as a Bronze medallist		3 months as a Silver medallist	
				Be at least 12 years old and at least in the sixth grade.	

## Appendix C

### Comparison Between GMA and Eagle Scout

Eagle Scout	2002 Gold Medal of Achievement
<b>9 Optional Merits</b>	<b>8 Optional merits</b>
<b>12 Required Merits</b>	<b>12 Required Gold Merits</b>
<ul style="list-style-type: none"> <li>• Personal Fitness</li> </ul>	<ul style="list-style-type: none"> <li>• Personal Fitness</li> </ul>
<ul style="list-style-type: none"> <li>• Hiking or Swimming or Cycling</li> </ul>	<ul style="list-style-type: none"> <li>• Advanced Swimming or Cycling or Hiking</li> </ul>
<ul style="list-style-type: none"> <li>• Camping</li> </ul>	<ul style="list-style-type: none"> <li>• Camping</li> </ul>
<ul style="list-style-type: none"> <li>• Environmental Science</li> </ul>	<ul style="list-style-type: none"> <li>• Environmental Science or Nature Study</li> </ul>
<ul style="list-style-type: none"> <li>• Citizenship – Nation</li> </ul>	<ul style="list-style-type: none"> <li>• Citizenship or God &amp; Life Award</li> </ul>
<ul style="list-style-type: none"> <li>• Personal Management</li> </ul>	<ul style="list-style-type: none"> <li>• Bachelor</li> </ul>
<ul style="list-style-type: none"> <li>• Communications</li> </ul>	<ul style="list-style-type: none"> <li>• Communications or Public Speaking</li> </ul>
<ul style="list-style-type: none"> <li>• Citizenship – Community</li> </ul>	<ul style="list-style-type: none"> <li>• Christian Service or God &amp; Church Award</li> </ul>
<ul style="list-style-type: none"> <li>• First Aid</li> </ul>	<ul style="list-style-type: none"> <li>• First Aid</li> </ul>
<ul style="list-style-type: none"> <li>• Emergency Preparedness or Lifesaving</li> </ul>	<ul style="list-style-type: none"> <li>• Camp Safety or Emergency Preparedness or Home Safety or Lifesaving</li> </ul>
<ul style="list-style-type: none"> <li>• Citizenship – World</li> </ul>	<ul style="list-style-type: none"> <li>• Christian Missions or International Service or Light for the Lost</li> </ul>
	<ul style="list-style-type: none"> <li>• Gold Bible Merit or all 25 New Testament and 23 Old Testament Merits</li> </ul>
	<b>4 Required Red Merits</b>
	<ul style="list-style-type: none"> <li>• Safety</li> </ul>
	<ul style="list-style-type: none"> <li>• Tool Craft</li> </ul>
	<ul style="list-style-type: none"> <li>• Cooking</li> </ul>
<ul style="list-style-type: none"> <li>• Family Life</li> </ul>	<ul style="list-style-type: none"> <li>• Family Life or God &amp; Family</li> </ul>
<b>General Requirements</b>	<b>General Requirements</b>
9 optional merits and 12 required merits	8 optional green, gold, or silver merits; 12 required gold merits; and 4 required red merits
Eagle Service Project	Christian Service Project
6 months in a leadership position	6 months in a leadership position
6 months as a Star Scout	3 months as a Silver medallist
	500 word essay
	Must be at least 12 years old and in at least the sixth grade

## **Appendix D**

### **Modules Available in the Leadership Training Academy**

#### **Modules Required for LMA**

**Ranger Basics** – an 8-hour module that serves as an introduction to the LTA. This module trains new commanders to function effectively in the weekly meetings. Topics include how to lead a boy to Christ, how to discipline a boy, effective meeting management, running an outpost meeting with the lesson plans provided by GPH, the local outpost organizational structure and the patrol method, and uniforms. This is a pre-requisite for all other modules in the LTA.

**Discipleship** – this is a 3-hour module that deals with advanced soul winning topics, additional discipleship training, and additional help for commanders who have a need to counsel with the boys in the outpost.

**LTA Camp-Out** – this is a hands-on training event that puts trainees in the position of a new Royal Ranger on his first camp-out. Trainees receive training in a variety of topics, including campsite layout and setup, cooking, fire craft, camp safety and sanitation, nature study, tool use, and camp recreation. This module will be required of commanders in Discovery, Adventure, and Expedition Rangers. This camp-out is a 24-hour camp (one night).

**Ranger Kids Skills** – this 6-hour module is designed to teach Ranger Kids commanders the skills he or she needs to take their boys on outings and field trips. Topics include basic cooking, fire craft, safety, nature crafts, and games and recreation. This module is required of commanders in Ranger Kids.

**Trip Planning** – this 2-hour module will cover topics related to trip planning for all age groups. This will include topics like transportation, menu planning, equipment and supplies, and the importance of permission forms and medical forms.

**Age-Specific Activity Module** – there are three 2-hour modules in this category; commanders will take the one that corresponds to the age group that they are working with. The three modules will be Ranger Kids Activities, Discovery/Adventure Rangers Activities, and Expedition Rangers Activities. This module is split into three different modules because there are great differences in the types of activities that are appropriate for these three different groups of boys. For Ranger Kids, trips to the zoo or park, field trips, and short hikes are appropriate activities. For Discovery and Adventure Rangers, camping is the primary activity, but there are other activities that

they could undertake, like canoeing, hiking, or backpacking. Expedition Rangers activities are of the xtreme sports variety – whitewater rafting, spelunking, rock climbing, and so forth.

**Successful Outposts** – this 5-hour module incorporates a large number of topics, from how to develop the curriculum for a merit to how to develop a Bible study lesson or devotion for those who want to deviate from the written lesson plans. Other topics include accountability/record keeping, planning successful ceremonies, understanding boys of the various age group, methods of teaching and effective communication, FCF, and the sectional, district, and national organizational structures and activities.

**Elective Modules (two will be required for the LMA; Ranger Basics is required before attending any of these other modules)**

**Introduction to the Frontiersmen Camping Fellowship** – this 2-hour module serves as an introduction to FCF, covering topics like why be involved in FCF, what the membership requirements are, and what some of the service opportunities are through FCF.

**How to Start an Outpost** – this 2-hour module is designed to show you how to start an outpost in a church that does not currently have a Royal Rangers ministry.

**The Patrol Method** – this 4-hour module is a hands-on look at the patrol method and how to effectively use it in your outpost. Topics include building boy leadership in the outpost, how to effectively utilize the patrol corners time in the outpost meeting, building patrol spirit, and how to utilize the patrol leadership in the outpost meetings.

**Outpost Councilmen** – this 2-hour module is designed to provide outpost councilmen instruction on what their role is in running an outpost. There is an in-depth look at the positions on the outpost council, and a discussion of how an active outpost council can help an outpost and relieve some of the burden from the commanders.

**Parent/Commander Association** – the PCA is a relatively new concept in Royal Rangers. It is a way to get parents involved in the outpost by having them assist with special projects throughout the year. An active PCA would be beneficial to both the boys and the outpost. This is a 2-hour module.

**Physically Challenged Boys** – this 2-hour module is designed to help commanders effectively deal with boys with physical challenges. This is one of those modules you may not think you need, until you have a boy with a

physical challenge in your outpost. Then you will be glad that this training exists.

**Special Needs Ministries** – this 2-hour module is designed to help a commander deal with boys with special needs, like learning disabilities and ADD/ADHD. With proper training, you can make Rangers fun and enjoyable for these boys, and at the same time provide an environment where they can learn and grow.

**Senior Commanders** – this 3-hour module is designed to provide the senior commander in an outpost with the extra training that he needs to be effective in this particular leadership position. Topics covered in this module include planning and scheduling, involvement with parents and Honor Bound, relationships with the pastor and board, financing Royal Rangers in your church, coordinating outpost activities, chartering, recruiting and motivating leaders, recruiting boys, and many others.

**Outpost Chaplain** – This 2-hour module is designed to show the chaplain what his role is in the outpost – how to give a devotion to boys, how to counsel with them, and differences in devotions for different types of activities like camp-outs, hikes, and councils of achievement.

**Basic Outreach Ministries** – This 4-hour module is designed to teach commanders how to reach outside their church walls to effectively minister to the boys in their community. This module is designed to help you reach your community so that your Royal Rangers outpost can become a vibrant part of your church's ministry.

**Others** – There will be other modules in the LTA, some that are still under development, and some for leaders in sectional and district leadership roles. You can obtain information on these other modules from your current LTA instructor or your district training coordinator, or from the national web site at <http://royalrangers.ag.org>.



# Appendix E

## Training Opportunities for Boys

**Junior Training Camps**

Graduation from the Junior Training Academy requires attendance at the following camps; JTC and Advanced JTC, attendance in at least 2 of the following camps; JSC, JWC, JCE, JMC, JTT, and completion of 25 Spirit Challenge lessons.

The camps on the bottom of the page are available to boys to attend, but not required for graduation from the Academy.

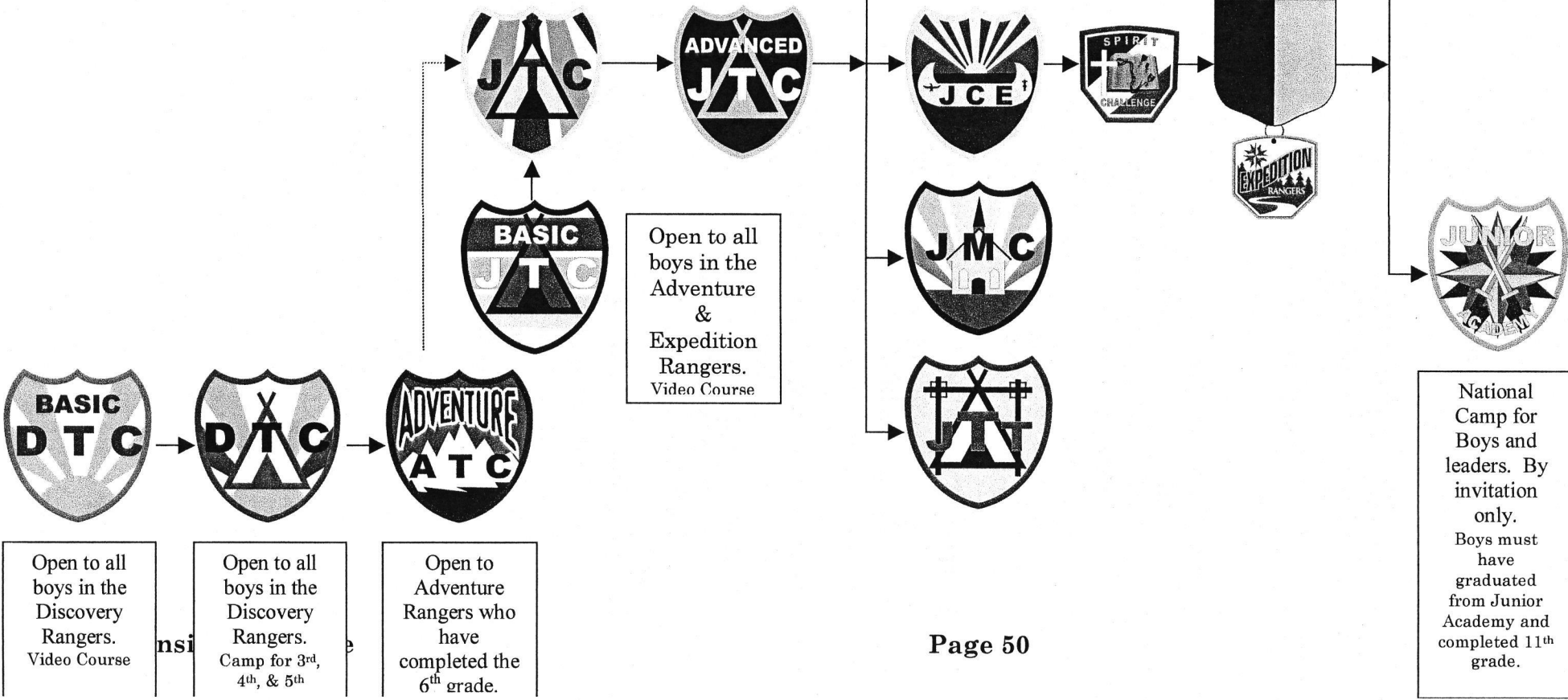
Must have completed 9<sup>th</sup> grade and completed Advanced JTC. Two of the camps below must be completed to Graduate from the Academy

Must be a graduate of Junior Academy and completed 11<sup>th</sup> grade.

Must have completed 7<sup>th</sup> grade and completed Basic JTC.

Must have completed 8<sup>th</sup> grade and completed JTC.

Medal will be given at a special ceremony. Completion of 4 camps and 25 Spirit Challenges needed for Graduation.



Open to all boys in the Discovery Rangers. Video Course

Open to all boys in the Discovery Rangers. Camp for 3<sup>rd</sup>, 4<sup>th</sup>, & 5<sup>th</sup>

Open to Adventure Rangers who have completed the 6<sup>th</sup> grade.

Open to all boys in the Adventure & Expedition Rangers. Video Course

National Camp for Boys and leaders. By invitation only. Boys must have graduated from Junior Academy and completed 11<sup>th</sup> grade.