

T Tram Stop

Blue Route - - - - -

Red Route - - - - -

Green Route - - - - -

P Parking

Shower House

Snack Shop

First Aid

WWW.NATIONALCAMPORAMA.COM

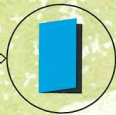


National CAMPORAMA

JULY 9-13, 2012 ★ EAGLE ROCK, MO

N

ULTIMATE EVENT FOR GUYS



This notebook belongs to:

If lost, please return to:

District/Denomination/Nation:

Church/Outpost:

City/ST:

**"YOU WILL SEEK ME
AND FIND ME
WHEN YOU SEEK ME
WITH ALL
YOUR HEART"
(JEREMIAH 29:13).**

CONTENTS

- 4.....Welcome
- 5.....Camporama Code
- 6.....Camp Rules and Information
- 10....Health and Safety
- 13....Schedule
- 17....Activities
- 20....Food and Snacks
- 22....Camporama Store
- 26....Royal Rangers' 50th Anniversary
- 28....A Guy's Journey to Manhood
 - Tuesday – Adventure
 - Wednesday – Character
 - Thursday – Task
- 36....Camporama 2012 Experience Merit
- 39....Stamp-O-Rama
- 52....Hat Pins
- 53....People I Met

WELCOME

Welcome to the 2012 National Camporama!

And welcome to Camp Eagle Rock, your national Royal Rangers camp. This is our 10th Camporama and Royal Rangers' official 50th anniversary celebration.

We've been praying for this event, but more importantly, we've been praying personally for you.

We want you to have a blast from sunup to sundown and be involved in non-stop action and excitement. We have planned over 75 activities for you to enjoy throughout the day—climbing, zip-lines, rappelling, athletic events, shooting sports, the 5K Ranger Run, the authentic frontier village, the Royal Rangers heritage trail, Stamp-o-Rama @ Camporama, hat pin trading, meeting special guests, and so much more!

Even more significant than these activities is the journey we hope you will commit yourself to—that of becoming the man God designed you to be. It will require you to heed the call of adventure, to fight the battle for character, and to act courageously to fulfill your God-given task. I hope you and your friends will take time each evening at the open-air amphitheater to seek God. That will top off what Camporama is about and prepare you for the journey to godly manhood.

When you mix the celebration, the fun, and the significant purposes of Camporama together, you get the **ultimate event for guys!** Use this notebook to get the most out of this once-in-a-lifetime experience. Thanks for attending.

Your friend,



Doug Marsh
National Director



CAMPORAMA CODE

A Royal Ranger lives by the Golden Rule. In fact, it's our daily rule. So pay others the respect you wish to receive.

The Golden Rule teaches us to pay it forward to others with kindness, a smile, or encouraging words. Pick up your own trash, and the rubbish someone else dropped. Treat the property and space of others better than your own. Be honest and courteous. Have fun!

Get the most out of your Camporama experience:

- Be safe: Follow the Camp Rules and observe the Health and Safety guidelines found in this notebook.
- Have fun: Don't play checkers all day in your campsite. Enjoy the activities.
- Make friends: People from all over the country and from around the world have gathered. It's a great time to meet them and share your Rangers experiences.
- Be helpful: After each meal, clean up around the food station and tent; daily participate in the service project assigned to your group; and perform random acts of kindness whenever you have the chance.
- Meet with God: That's why we are here. Do your morning devotions. Attend the regional assembly. Enjoy the evening rally and hit the altar to seek God.

GOLDEN RULE:
"IN EVERYTHING, DO TO OTHERS
WHAT YOU WOULD HAVE THEM DO
TO YOU" (MATTHEW 7:12).



CAMP RULES AND INFORMATION

Security: Professional security personnel (in black) will be available before, during, and after Camporama as needed. Follow their instructions.

ID badge: You are expected to wear your ID badge and lanyard all day, everyday. The ID badge is your pass to the camp, to participate in the activities, to receive your meals, and to enter the amphitheater.

Meals: Your Camporama ID badge is one of three colors—red, green, or blue. **Eat all of your meals at the food pavilion that is the same color as your ID badge.**

Amphitheater: Enter and exit the amphitheater each evening through the gates that matches the color of your ID badge.

Banned items: Use of **tobacco, alcohol, illegal drugs, fireworks, laser penlights, and carry and conceal weapons** is forbidden. Any outpost participating in a shooting competition and transporting any firearm for this reason must keep the firearm in a case that can be locked. The firearm should only be accessible for the competition and not outside the storage case or handled anywhere but at the range. Any firearm seen handled in campsites or transported improperly will be confiscated by security and held in safekeeping until that outpost/individual checks out to return home.

Prohibited sale of firearms and knives: Firearms (including black powder firearms) and knives (including folding knives) may not be sold, awarded, traded, or conveyed as personal property by anyone at Camporama. Possessing knives that open by spring action or centrifugal force (switch blades, butterfly knives, etc.) is expressly prohibited at any Royal Rangers activity.

Product sales: To protect campers and the Camporama experience, the sale of products (including pins, shirts, etc.) is forbidden except by approved vendors. Please report violations to security.

Off-site travel: Campers traveling off-site must be under adult supervision. Adults must complete a Release and Hold Harmless Form for accompanying minors before leaving the campground. This form

may be obtained at registration, regional headquarters, or the main security checkpoint. The form is turned in to security as you leave the premises.

Spiritual formation: To fully experience what Camporama is all about, campers are requested to do the following **each day**: 1) Have personal devotions around breakfast time; 2) Attend the morning devotions held at the regional/denominational/international assembly; 3) Participate in the evening services in the amphitheater; and 4) Complete the "Making it Personal" section in this notebook on pages 31, 33, and 35. ***If you have questions or need prayer, a chaplain is available at each regional headquarters and at the main first aid station throughout the day, and altar workers are available following the evening message in the amphitheater.***

Registration: Everyone must register (at the Eagles Resort Lodge) before entering the campground. At registration, every camper will receive an ID badge, lanyard, and the Camporama Notebook. The remaining registration items, including your campstool, are given to each camper individually at the Camporama Store.

Dress: Monday–Thursday dress in Camporama t-shirt, ball cap, and shorts or pants.

Roads and footpaths: Pedestrians walk on footpaths; however, if walking on a roadway, walk facing traffic (with a flashlight at night). Some roads may be temporarily closed to vehicles due to weather.

Vehicles: Most roads inside Camp Eagle Rock are one way. Please obey posted signs, including speed limit (which is **10 miles/hour or less**). Buckle up! **No riding on tailgates!** Yield to emergency vehicles, trams, carts, and pedestrians. Vehicles are allowed in campsites to unload for no more than two hours on Sunday or Monday immediately following registration and to pack on Friday morning after 6:00 a.m.* **Trailers cannot be left in campsites.** Park vehicles in the designated parking areas only. Anyone wishing to use their vehicle off-site during Camporama should use the designated parking area outside the secure campground gates. Displaying parking permit, issued at registration, is mandatory at all times. **A tow truck will move illegally parked vehicles at owner's expense.** The road near the amphitheater is closed one hour before the evening rally and remains closed until the end of the altar service. **Some roads may be temporarily closed to vehicles due to weather; follow staff instructions.** (*Regional staff will clear exceptions.)

Activities: There are dozens of exciting activities available to you at Camporama. They are only open during the designated times listed on the schedule and are available exclusively to registered campers. Visitors may only participate in the following activities: The Muse, the

Museum, the Heritage Trail, and the Thursday evening service and concert. All other activities are for registered campers only.

Hat pin trading: This is a fun Camporama tradition. ***Hat pins are for trade and should not be sold or bought!*** Trade only when a responsible adult is present to witness the trade. Keep it fun and fair.

Trams: Trams are available each day from 8:45 a.m.-11:30 a.m. and 1:30 p.m.-5:30 p.m. Tram service will be available to international guests 15 minutes after close of evening service, departing from the Trading Post. Trams will also be available for guests on Thursday evening.

There are 3 tram routes with multiple stops at popular locations:

- Green Route runs from the Eagles Resort parking area to the Chapel on the Lower Turkey Loop.
- Blue Route runs in a loop from JBL, passing the Mathews Archery Range to the Brownells Rifle Range, turning south to Deaverton, with a final stop at the main concession stand and back up to JBL.
- Red Route runs from the Chapel, servicing the south end of the camp, including stops at the swimming pool and the red concession stand.

Personal privacy: Respect another person's privacy while they are showering or dressing. Shower and restroom facilities have separate boys' and men's designations. Male campers 18+ years old should use the men's facilities.

Power: Electricity is available at shower houses and snack bars. Outlets are limited to the use of electric razors and battery chargers for cell phones and cameras. The National Royal Rangers Ministries is not responsible for lost or stolen items.

Flashlights: Use a flashlight while walking on roads and trails at night. Replacement batteries are available at the Camporama Store. Flashlights should remain off during evening service. Use of laser lights is forbidden.

Visitors: All visitors must check in/out at the registration office (located at the Eagles Resort Lodge) and will receive an ID badge that needs to be returned as they leave the campground. Visitors may rest at or around the main snack bar, located near the Johnnie Barnes Lodge, and may purchase food, snacks, and refreshments there. To protect campers' privacy, female visitors are kindly requested not to visit district campsites. Visitors may only participate in the following

activities: The Muse, the Museum, the Heritage Trail, and the Thursday evening service and concert. To protect the Camporama experience, all other activities are for registered campers only.

Visiting hours: Monday-Wednesday: 9:15 a.m.-5:00 p.m.; Thursday: 9:15 a.m.-end of service/concert. Thursday evening visitors are invited to enjoy the evening service and concert and are kindly asked to depart immediately following.

International encampment: US campers and guests are prohibited from entering the international encampment. You can meet international delegates at the Royal Rangers International tent, located in the MissionsPlex during activity times.

Daily service project: Every day each outpost will be assigned a short service project. The group leaders should check in each morning at the regional headquarters to find out what their assignment is and when it should be completed. In addition, every camper is expected to follow the Camporama Code.

Adult volunteers: All able-bodied adults are expected to volunteer at least (1) 4-hour shift during Camporama. Please check in at the volunteer office (east of the Johnnie Barnes Lodge) for your assignment. Volunteers will receive exclusive memorabilia for each 4-hour shift: one 4-hour shift is a patch; two 4-hour shifts (total 8 hours) is a coin; and three 4-hour shifts (total 12 hours) is a hat.

Camporama merit: Every camper ages 9-17 is encouraged to complete the Camporama merit. (Requirements and full information are found on page 36.)

District/denominational competition: Within each region, districts/denominations will compete for largest attendance, best entryway, camp, flag, and spirit. Do your part to make your district/denomination shine! (Check with your district director for details.) Awards will be presented Thursday morning.

Camp setup and teardown: Following registration, check in with regional headquarters for campsite location. Vehicles are allowed in campsite for no more than two hours immediately following registration on Sunday or Monday. Safety is paramount. Regional staff will inspect campsite before clearance to leave camp is granted.

Lost and found: Lost and found is located at Camporama office immediately east of the Johnnie Barnes Lodge.



HEALTH AND SAFETY

First aid stations: Report injuries and illnesses immediately to your regional first aid station. If you are participating in activities, go to the main first aid station, located on the ground level of the Johnnie Barnes Lodge. The medical staff (in light blue) will make an assessment and take appropriate action. *All first aid stations are open 24 hours/day.*

Dehydration: Drink sufficient water to avoid heat-related injuries. Frequent drinks of water and resting in the shade are necessary in high temperatures. Potable water fountains are located throughout the activity field, outside shower houses, and at the amphitheater. Do not drink water from the creek.

Local hazards: Avoid walking through high weeds or wooded areas where ticks, chiggers, snakes, and poison ivy are common. Do not disturb the wildlife unless your safety is directly threatened.

Insect repellent and sunscreen: For your protection and comfort, wear both at all times. For your convenience, both are available at the Camporama Store.

Prescription drugs: All prescriptions must be registered with the medical staff at the main first aid station, located on the ground level of the Johnnie Barnes Lodge, upon check-in. Depending on the prescription or situation involved, some medications may be required to be kept there while a camper's leader or legal guardian may be permitted to keep others in their campsites.

Camp emergency: Several Emergency Alert Systems (EAS) have been installed around the camp. In the event of a camp emergency, such as a severe thunderstorm, tornado, or fire, the EAS will be activated. The EAS will sound a siren and broadcast a voice announcement stating the nature of the emergency and any additional information or instructions.

In the event of severe thunderstorm or a tornado, please take the following actions:

- Try to get inside the lowest floor of a building or small protected space that has no windows.
- If a building or protected space is not available, lie in a ditch, ravine, culvert, or other low lying area, which is not prone to flooding.
- Use your arms or a piece of clothing to protect your head and neck.
- Stay away from trees as they are more easily hit by lightning.
- Do not seek shelter under a tent or food pavilion.

In the event of a non-weather emergency, please follow the instructions that are broadcast over the EAS. Once the emergency is over, an "All Clear"

message with any additional information or instructions will be broadcast over the EAS.

Hand washing: Keep hands clean to avoid sickness. Wash hands before and after eating and before and after using the restroom.

Trash: Keep the campgrounds clean and sanitary by disposing of all trash in designated areas.

Portable toilets: To promote good sanitation, please do not use the woods or nearby trees as a bathroom. Toilets are serviced daily. Do not discard trash or bottles in toilets.

Shower houses: Keep them clean. Use biodegradable soaps and shampoos. As a courtesy to other campers, shower quickly. Men (18+ years old) and boys use separate facilities. All shower houses will be closed one hour each afternoon for cleaning; times are posted on each facility.

Buddy system: For safety, campers ages 9-17 should be accompanied by another individual at all times.

Fire safety: Open fires are prohibited.

Swimming: Swim in pools only during scheduled times when lifeguards are on duty. Do not swim in the creeks.

Emergency phone calls: In the event of an emergency, calls will be received at 417-271-3900. A message will be taken to the appropriate regional headquarters for delivery to the Camporama attendee. Calls should be strictly limited to significant emergencies.

Reach the summit. Reach the lost.



Climb Mt. Kilimanjaro with
Doug & Jon Marsh
and benefit Master's Toolbox.



Visit RRI during Camporama in the MissionPlex



Congratulations on 50 Years of Mentoring Future Men!



www.centershotministries.org

Proudly sponsored by:



SCHEDULE

- Registration (at the Eagles Resort Lodge): Will be open 24 hours/day from Sunday at 1:00 p.m. - Wednesday 5:00 p.m.
- Visitor Check In/Out (Eagles Resort Lodge): Will be open Monday-Wednesday 9:15 a.m. - 5:00 p.m. and Thursday 9:15 a.m. - 11:00 p.m.
- Camporama Office (east of Johnnie Barnes Lodge): Will be open Monday-Thursday 8:45 a.m. - 5:00 p.m.
- Regional HQ & First Aid Station (near your campsite; see map): Will be open 24 hours/day.

SUNDAY, JULY 8

TIME	EVENT	LOCATION
1:00 p.m.	Registration Camp set up NOTE: Groups are on their own schedule.	Eagles Resort Lodge Your assigned campsite
1:00 p.m. -10:00 p.m.	Main snack bar Camporama Store NOTE: After registering and receiving an ID badge, lanyard, and Camporama Notebook, each camper must individually pick up his registration items at the Camporama Store.	East of the inground pool South of the Johnnie Barnes Lodge
5:00 p.m. -7:00 p.m.	Dinner NOTE: Eat at the food pavilion you are assigned by colored ID badge.	Food pavilions

NOTE: Every day each outpost will be assigned a short service project. The group leader should check in each morning at the regional headquarters to find out what their assignment is and when it should be completed.

MONDAY, JULY 9

Register and set up camp. Evening service will be the first scheduled activity (except pool and Adventure Course).

TIME	EVENT	LOCATION
6:30 a.m. -8:00 a.m.	Breakfast NOTE: Eat at the food pavilion you are assigned by colored ID badge.	Food pavilions
7:00 a.m. -11:00 p.m.	Camporama Store NOTE: After registering and receiving an ID badge, lanyard, and Camporama Notebook, each camper must individually pick up his registration items at the Camporama Store.	South of Johnnie Barnes Lodge
7:00 a.m. -6:00 p.m.	Red, Green, Deaverton snack bars	See map for locations
9:15 a.m. -6:00 p.m.	Main snack bar	See map for location
9:15 a.m. -5:00 p.m.	Visiting hours	Check in/out at Eagles Resort Lodge
9:00 a.m. -11:30 a.m.	Pools (open swimming) and Adventure Course	See map for locations
11:30 a.m. -1:30 p.m.	Lunch NOTE: Eat at the food pavilion you are assigned by colored ID badge.	Food pavilions
1:30 p.m. -5:00 p.m.	Pools (open swimming) and Adventure Course	See map for locations
4:15 p.m.	District/Denominational Directors' Orientation	The Muse
5:00 p.m. -7:00 p.m.	Dinner NOTE: Eat at the food pavilion you are assigned by colored ID badge.	Food pavilions
7:00 p.m.	Gates open for evening service NOTE: Enter using the trail you are assigned by colored ID badge. (See map.) Special Grand Opening Rally/Group Photo: Recommended uniform: Camporama t-shirt.	Amphitheater

15 minutes after evening service ends, the Camporama Store and Red, Green, and Deaverton snack bars will be open until 11:00 p.m.

11:30 p.m. Lights out

NOTE: Every day each outpost will be assigned a short service project. The group leader should check in each morning at the regional headquarters to find out what their assignment is and when it should be completed.

TUESDAY, JULY 10 WEDNESDAY, JULY 11 THURSDAY, JULY 12

TIME	EVENT	LOCATION
6:30 a.m. -8:00 a.m.	Breakfast NOTE: Eat at the food pavilion you are assigned by colored ID badge. NOTE: Take 15 minutes during this time to have personal devotions.	Food pavilions
7:00 a.m. -6:00 p.m.	Red, Green, and Deaverton snack bar	See map for locations
8:15 a.m. -8:45 a.m.	Regional Assembly International Assembly Denominational Assembly	Regional encampments International encampment Denominational encampment
9:15 a.m. -6:00 p.m.	Main snack bar	See map for location
9:15 a.m. -6:00 p.m.	Camporama Store	South of Johnnie Barnes Lodge
9:15 a.m. -11:30 a.m.	Camporama events Pools open (assigned by region) Northwest, Southwest, Denominational Fellowships, International (9:15-9:45) South Central I* (9:50-10:20) South Central II* (10:25-10:55) South Central III* (11:00-11:30) *Check at regional headquarters to learn what group you are in.	See map for locations Camporama Cove
9:15 a.m. - 5:00 p.m.	Visiting hours NOTE: Visiting hours on Thursday only are from 9:15-end of service.	Check in at registration
11:30 a.m. -1:30 p.m.	Lunch NOTE: You must eat at the food pavilion you are assigned by colored ID badge. NOTE: Visitors may purchase food at the main snack bar.	Food pavilions
1:30 p.m. -4:30 p.m.	Camporama events Pools open (assigned by region) Gulf and North Central (1:30-2:00) Northeast I* and Great Lakes I* (2:05-2:35) Northeast II* and Great Lakes II* (2:40-3:10) Southeast I* (3:15-3:45) Southeast II* (3:50-4:20) *Check at regional headquarters to learn what group you are in.	See map for locations Camporama Cove

CONTINUED ON PAGE 16

CONTINUED FROM PAGE 15

5:00 p.m. Dinner Food pavilions
 -7:00 p.m. NOTE: You must eat at the food pavilion you are assigned by colored ID badge.
 NOTE: Visitors may purchase food at the main snack bar.

7:30 p.m. Gates open for Camporama Rally and Concert Amphitheater
 NOTE: Enter using the trail you are assigned by colored ID badge. (See map.)
 NOTE: Attendance is required. Visitors may only attend Thursday evening.

EVERY NIGHT - 15 minutes after evening service ends, the Camporama Store and Red, Green, and Deaverton snack bars will be open until 11:00 p.m.

TUESDAY NIGHT ONLY - 15 minutes after evening service ends, all high school students are invited to a private pizza party, sponsored by the National Youth Ministries, and will include night swim. Camporama Cove

11:30 p.m. Lights out

NOTE: Every day each outpost will be assigned a short service project. The group leader should check in each morning at the regional headquarters to find out what their assignment is and when it should be completed.

FRIDAY, JULY 13

TIME	EVENT	LOCATION
6:30 a.m. -8:00 a.m.	Continental breakfast NOTE: Eat at the food pavilion you are assigned by colored ID badge.	Food pavilions
6:30 a.m. -12:00 p.m.	Camp breakdown – Regional Staff will inspect each campsite before clearing anyone for departure. Please dispose of all trash and pack up equipment. Thank you for leaving Camp Eagle Rock better than you found it.	
7:00 a.m. -12:00 p.m.	Camporama Store and all snack bars	See map for locations

*Schedule subject to change.

ACTIVITIES

Here's a quick overview of all the Camporama activities you can participate in. There are over 75 unique events. Think you can do them all?

The Muse: Let's get this party started with some talent shows, Junior Bible Quiz competitions, still life artisans, and others. It will also host special VIP guests at various times each day. Check the posted schedule at The Muse each day for specific events and activities.

MissionsPlex: Learn about rugged Pathfinder Missions and help build an African tabernacle, sponsored by Builders' International. Play soccer with international guests at the Royal Rangers International soccer field and get wet discovering what Boys and Girls Missionary Challenge is all about.

Eurasia Experience: Thirteen time zones in one hour! That's what you will see at the Eurasia Experience. The Eurasia Experience is a cross-cultural, multi-sensory journey that will bring the sights, smells, and sounds of Eurasian life to Camporama. Step into the shoes of a missionary from half way around the world, blending as best you can into another culture. Hear and feel the commotion of a crowded bazaar.

Frontiersmen Camping Fellowship Village: You won't want to miss seeing an actual working blacksmith shop or compete in one of the events located within the FCF Village, including the 1840's Iron Man Competition and Native American Stickball just to name two. Once you tour the village, make sure to get your complimentary FCF hat pin.

Shooting Sports: Stop by one of the many target sports arenas available at Camporama. From BB gun to archery to black powder, there's something for everyone at the Mathews Archery Range, Daisy Air Rifle Range, Brownells Trap Range, and the Brownells Rifle Range (small bore and black powder).

Royal Rangers Museum: We mark the 50th anniversary of Royal Rangers in 2012. Come and see the history of Royal Rangers, including past uniforms, thousands of patches, and awards.

Royal Rangers Heritage Trail: After you tour the museum, take a visual journey through the history of Royal Rangers. Review the key moments of the past 50 years as you stroll in the shade of the Heritage Trail. Take your picture in front of the banner that includes the three former and the current national directors.

Camporama Midway: This is where most of the action takes place at Camporama. From Gladiator Jousts to Human Slingshots to portable climbing walls and everything in between, this is where you want to be!

RecPlex: Soccer, Kan Jam, Flag Football, and Ultimate Frisbee are the main activities in this popular area. Get your team together to compete against teams from around the world.

Camporama Cove: Complete with sand and water, come enjoy the cool swimming waters located in the cove!

Adventure Course: The centerpiece of Camp Eagle Rock is its Adventure Course. You won't want to miss it. The bouldering wall is open to boys of all ages. The climbing tower, ages 9-12. The high ropes course, ages 13-17. To avoid long lines, the climbing tower and high ropes course require free tickets, available at your regional headquarters.

Also, check out the team challenge course (low ropes course) open to all ages. No tickets required. There are four elements on each side of the Archery Range for a total of eight. The course is one-way, starting on the west side of the Johnnie Barnes Lodge on the upper side of the road.

HELP US NAME THE ADVENTURE COURSE. DROP YOUR IDEAS OFF IN THE JOHNNIE BARNES LODGE.

Speed Ball: Prepare for battle as you take on teams from other outposts, districts, or from around the world. Try to capture the flag in this fast-paced round of paintball (small team entry fee applies).

Ranger Derby: This traditional Camporama event is sure to get those racing juices flowing. Car check-in and racing will take place in the Racing Complex of the Camporama Store, located just to the north of the inground swimming pool. You may check in your car on Monday, July 9, from 10:00 a.m.-4:00 p.m. You will be able to lubricate (graphite) your car and make slight weight adjustments onsite. Race day will be all day Tuesday, July 10, beginning at 9:15 a.m. There is no additional charge to participate in this event.

Disc Golf: This is not your traditional backyard Frisbee throw. Come learn how the pros throw the disc and then play a round of disc golf without lugging a bag of clubs around with you.

Survivor Challenge: You will compete against other guys in this Survivor-like challenge. Eight activities in this one event will challenge you physically, mentally, spiritually, and socially.

Timberwork Lumberjacks Show: The story of the great American lumberjack comes to life three times a day. Watch competitions in log-rolling and chain-saw events. Show times are 10:00 a.m., 1:30 p.m., and 3:30 p.m., Tuesday-Thursday.

Chain saw Carving: Watch chain saw carvers make unique Royal Rangers items. They will be stationed in the activity field.

High School Pool & Pizza Bash: This extravaganza is sponsored by the National Youth Ministries and is for high school students only. It will start 15 minutes after the conclusion of the Tuesday evening service. Come meet a number of special Camporama guests while relaxing at the pool. Don't forget your swimsuit!

Tech Center: Got Facebook? How about Twitter? Yeah, we got that and more at our Tech Center, located in the Trading Post near the FCF Village. Come and enjoy the latest in video gaming with PS3, Wii, Xbox, and more!

5K Ranger Run: It's not too late to register for the 5K Ranger Run or show up and cheer on your friends as they try to claim bragging rights for their age group! If you still want to participate, bring your \$15 participation fee to registration at the Johnnie Barnes Lodge flag poles between 6:15 a.m. and 6:45 a.m. on Tuesday, July 10. All proceeds benefit missions.

FOOD AND SNACKS

Regular Food Service

Great food and man-sized portions are served at each meal. Remember to eat at the color-coded pavilion that matches your ID badge. Also make sure you have your ID badge and campstool whenever you go eat.

A large tent with tables is located near each food pavilion. This is to provide shade and a comfortable place to eat. Enjoy your meal, remove all trash, and make room for others eating after you.

Food Service Schedule

Meals will be served during the whole time listed:

Breakfast: 6:30 a.m. – 8:00 a.m.

Lunch: 11:30 a.m. – 1:30 p.m.

Dinner: 5:00 p.m. – 7:00 p.m.

Kitchen Staff

Our chefs and service staff are our heroes. Smile and thank them for feeding you so well.

Snack bars

Be sure to visit the snack bars. Each is stocked with a variety of ice cream, candy, beverages, and great snacks. The main snack bar will have added specialty items. Check them out.

**HELP US KEEP CAMP EAGLE ROCK
BEAUTIFUL. PLEASE DISPOSE OF ALL
TRASH; YOUR OWN AND THAT OF
OTHERS DURING THE ENTIRE CAMP.**

SNACK BAR SCHEDULE*

Day	Location	Opening Time	Closing Time
Sunday	Main Snack Bar	1:00 pm	10:00 pm
	Red/Green/Deaverton Snack Bars	Closed	Closed
Monday-Thursday	Main Snack Bar	9:15 am	6:00 pm
	Red/Green/Deaverton Snack Bars	7:00 am	6:00 pm
	Red/Green/Deaverton Snack Bars	15 minutes after evening service ends	11:00 pm
Friday	Main Snack Bar	7:00 am	12:00 pm
	Red/Green/Deaverton Snack Bars	7:00 am	12:00 pm

*Schedule subject to change.



Charging stations are available at all snack bars. The National Royal Rangers Ministries is not responsible for lost articles.



CAMPORAMA STORE

The Camporama Store is the place to purchase 50th anniversary and Camporama products (and other must have gear) and to pick up your registration products.

NOTE: Once you have your ID badge, lanyard, and Camporama Notebook (from registration), collect the following items from the Camporama Store:

- (2) Camporama t-shirts
- (2) Camporama patches
- (1) 50th anniversary patch
- (1) Camporama hat
- (1) Camporama hat pin
- (1) Camp stool
- (1) RR magnet
- Water

CAMPORAMA STORE HOURS*

Day	Hours
Sunday	1:00 p.m. – 10:00 p.m.
Monday	7:00 a.m. – 11:00 p.m.
Tuesday -Thursday	9:15 a.m. – 6:00 p.m. & reopens 15 minutes after service – 11:00 p.m.
Friday	7:00 a.m. – 12:00 p.m.

*Schedule subject to change.

TAKE HOME A PIECE OF HISTORY!

Camporama Gear:

- Hat
- Patches
- Stool
- T-shirt
- Hat pin
- FCF hat pin
- Collector's kit – Camporama mug, bolo tie, 2 patches, and hat pin
- Bolo tie
- Mug
- Bandana
- Group photo
- Bottle clip
- USB drive

50TH Anniversary Collectibles:

- Patch
- Mug
- Bolo
- Hat pin
- Limited edition hat pin (numbered)
- History magazine
- Poster set – 50th anniversary poster, patch, and limited edition hat pin
- T-shirt
- Collector kit #1 – 50th anniversary mug, bolo, 2 patches, and hat pin
- Collector kit #2 – 40th anniversary mug and 25th, 40th, and 50th anniversary patches
- 15-Coin set – one coin for each of the 10 Camporamas, one coin for each of the four national directors, and the 50th anniversary coin
- Pen
- Pad folio
- Wallet
- Golf balls
- Classic knife

Camp Eagle Rock Memorabilia:

T-shirt
Patch
Polo
Mug



Miscellaneous Camp Items:

Multi tool
Head lamp (flashlight)
Flashlight AAA batteries
AA batteries
9-volt batteries
Pump spray fan mister
Battery powered tent fan
Hand held fans
Glow sticks
Sunscreen
Insect repellent





Est. 1962 Products:

Jacket
Hoodie
Polo

Royal Rangers Handbooks:

Leader Manual
Ranger Kids Handbook
Discovery Rangers Handbook
Adventure Rangers Handbook
Expedition Rangers Handbook
A Guy's Journey to Manhood
Fire Bible - Kids and Student editions



Also, available for adults, FREE Royal Rangers catalog.

Old Time Rendezvous




Visit the FCF Village at the 2012 Camporama and step back in time at the Old Time Rendezvous

Join us for

Ironman Competitions Frontier Demonstrations Hawk & Knife Old Time Music
Scavenger Hunts Ice Cream Floats Frontier Vittles Stickball Historical Displays

Shaking the Wilderness

Psalm 29:8



NATIONAL FRONTIERSMEN CAMPING FELLOWSHIP RENDEZVOUS

July 14-18, 2014 Camp Eagle Rock

ROYAL RANGERS' 50TH ANNIVERSARY

In the 1950's, the Assemblies of God executive leaders saw a trend in boys leaving church and determined to start a ministry focused on boys and young men. In 1962, they invited Rev. Johnnie Barnes to start Royal Rangers to reach, teach, and keep boys for Jesus Christ.



Royal Rangers grew throughout the 60's and 70's as groups for boys grades K-12 were started. Frontiersmen Camping Fellowship was launched in the mid-60's to engage young men and mobilize them for greater Christian service. As the ministry caught on, churches across the nation and around the world began to catch the vision.

In 1974, Royal Rangers held its first National Camporama at the Air Force Academy in Colorado Springs, CO. This year we celebrate our 10th Camporama, which coincides with our 50th anniversary. The very property you stand on, Camp Eagle Rock, was part of our founder's dream for reaching young men. The Johnnie Barnes Lodge is named in his honor. Johnnie passed away unexpectedly in June 1989.

Since Johnnie's home going, only three individuals have led the National Royal Rangers Ministry. This has provided great continuity and stability. Rev. Ken Hunt served from 1989-1999; Rev. Richard Mariott served from 1999-2007; and Rev. Doug Marsh became the director in 2007. Through the years, our culture has changed and so has Royal Rangers. But what has remained the same is the commitment to reach boys for Christ, to guide them to become godly men, and to shape them into servant leaders.

Over our 50-year history, upwards of 2.5 million boys and young men have been involved in Royal Rangers. The Gold Medal of Achievement has been earned by 6,800, and the

ministry is now active in 86 nations and continues to expand.

We have reason to celebrate! But above all, we have much to be grateful for:

- Boys who want to become the men and leaders God designed them to be
- Mentors who give their lives to shape future men and servant leaders
- Church leaders committed to forging today's boys, tomorrow's godly men
- God's infinite blessings and favor yesterday, today, and tomorrow

As we look back on God's goodness we say with prepared confidence, "The best is yet to come!"



Visit the Camporama Store for the Royal Rangers 50th Anniversary magazine and limited edition historical products, such as 50th history timeline t-shirt, coin sets, poster, patch, pin sets, and more!

MEET OUR NATIONAL DIRECTORS



Johnnie Barnes
'62-'89



Ken Hunt
'89-'99



Richard Mariott
'99-'07



Doug Marsh
'07-present

A GUY'S JOURNEY TO MANHOOD

Camporama is the ultimate event for guys! While we are here to have fun, make friends, and to celebrate Royal Rangers' 50th anniversary, our primary purpose is to meet with God.

Jesus is the perfect example of a man because He lived exactly the way God wanted Him to, and the same strength that empowered Jesus to be our model is available to you!

Together we will explore how God shapes strong men who want to follow Him with all their strength the way Jesus did.


Each day we ask you to do four things:

1. Have personal devotions around breakfast time. Read the daily Bible passage, think about what you read, and pray.
2. Participate in the group morning devotions. Take notes in the space provided.
3. Attend the evening rally and respond to the message by seeking God in prayer.
4. Complete the "Making it Personal" section each day.

During the week, you will learn that God shapes strong men with adventure, with battles that shape their character, and with a calling that defines their life task. These three things—adventure, character, task—are essential in the journey to godly manhood.

These help us ACT like real men! If you have questions, don't hesitate to talk with your group leaders.

Let's start the journey!



TAKE CX HOME WITH YOU!

Available at the
Camporama Store
or online at
RoyalRangers.com/gear.

TUESDAY

Today's theme is ADVENTURE

God does not sit on a throne with a frown on His face. No way! He's alive and active, full of joy and energy. God shapes boys into strong, godly men when they go on adventure with Him. **To adventure with God means you are willing to do whatever He asks you to do.**

Bible reading and prayer: 1 Samuel 17; Acts 13:22

Take about 15 minutes before or after breakfast to read the Bible. Think about what you've read. Then make this your prayer: *"I want to go on adventure with You. Help me today to really learn what that means. I'm willing to do whatever You ask me to do. You have permission to lead my life."*

Morning Devotion: From Shepherd to King

Evening Message: Your Greatest Risk—Adventure with God

Making it Personal:

What is adventure?

How will you stay focused on being on adventure with God this next school year?

What did God speak into your life today?



ROYAL RANGERS

The Salvation Poem

Jesus, You died upon a cross
And rose again to save the lost
Forgive me now of all my sin
Come be my Savior, Lord, and Friend
Change my life and make it new
And help me, Lord, to live for You

WEDNESDAY

Today's theme is CHARACTER

God has all the power you need to live a life that pleases Him. But most guys have no clue what is set against them. They blow it and feel they have lost God's favor. Many have failed repeatedly and have concluded God rarely comes through for them. In fact, they think He's probably angry. Not true! You are His beloved son, and He'll share all His power with you so you can live right and well. **Yes, you will face battles! But every one of them—every choice, challenge, and temptation; all the losses and wins; and all the successes and failures—is God's opportunity to strengthen your character in the power of His Holy Spirit.**

Bible reading and prayer: Judges 6-8

Take about 15 minutes before or after breakfast to read the Bible. Think about what you've read. Then make this your prayer: *"God, I want to please You. I know You make my character strong by the battles I face. Things won't always be easy. I need all the power of Your Holy Spirit to give me the strength to fight and win life's battles and to become the strong man You want me to be. Baptize me in the Holy Spirit"*

Morning Devotion: Courage to Develop the Inside Stuff

Evening Message: Your Greatest Win—Character

Making it Personal:

How does God use your choices, challenges, and temptations to build your character?

How does the Holy Spirit strengthen your character?

What did God speak into your life today?



THURSDAY

Today's theme is TASK

We all love entertainment and fun, but if that is all life is about, it's empty! God fills us with purpose. He uses men to do great things when they chose to live as His allies. Life in Christ has purpose, direction, and meaning. **Men on task with God are those who share their God-given strength with the world so that His purposes are accomplished.**

Bible reading and prayer: Judges 13:5,24-25; Judges 14-16

Take about 15 minutes before or after breakfast to read the Bible. Think about what you've read. Then make this your prayer: *"God, as I adventure with You and grow strong in character, You want to use me. I want to be your ally. I will share my strengths, talents, and interests with the world so that people all around me can experience Your life in them just as I have."*

Morning Devotion: Don't Toy with God, Live Your Task

Evening Message: Your Greatest Purpose—God's Task

Making it Personal:


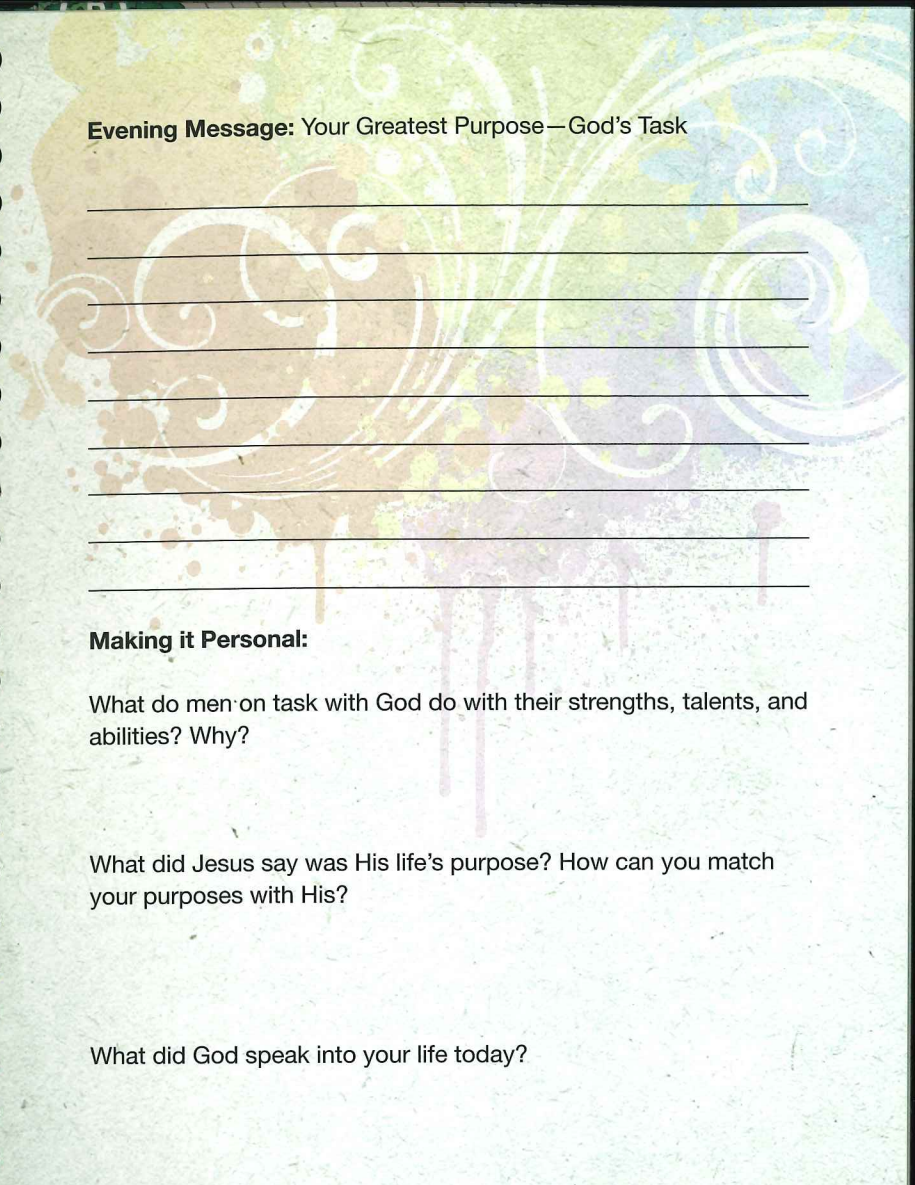
What do men on task with God do with their strengths, talents, and abilities? Why?

What did Jesus say was His life's purpose? How can you match your purposes with His?

What did God speak into your life today?

ANDY CHERRY

CONCERT THURSDAY EVENING



CAMPORAMA 2012 EXPERIENCE MERIT

General Overview

At this Camporama, you are gaining new and exciting experiences. This merit is designed to help you get the most from it. At past Camporamas, campers were given an activity patch. However, at this one, you can actually earn a merit. (Adults and visitors may not earn this merit.)

Once you have completed the requirements below, you will qualify to receive a silver Camporama 2012 Experience merit. It may be used to satisfy advancement requirements in the same way as any other silver merit.

As with all other merits, your group leader is the one who determines if you have met the merit requirements.

Requirements

Pre-Camp*

***NOTE:** These requirements may be completed during Camporama if not completed previously.

1. Read each of the following Bible passages:
 - ✓ David: 1 Samuel 17; Acts 13:22
 - ✓ Gideon: Judges 6-8
 - ✓ Samson: Judges 13:5,24-25; Judges 14-16
2. Review with your leader or group the meaning of the sixteen points of the Royal Rangers Emblem (red, blue, and gold).
3. Review with your leader or group the Camporama Code of Conduct, Rules, and Safety and First Aid sections in this notebook and discuss the following questions:

- ✓ What can you do to prevent dehydration? Insect and chigger bites? Sunburn?
- ✓ In the event of illness or injury, where should you go? Locate on the map the regional first aid station (which is near your campsite) and the main first aid station (which on the ground level of the Johnnie Barnes Lodge).

In-Camp

4. Complete each of the following activities:

- ✓ Tour the Royal Rangers' History Museum and complete the Heritage Trail walk.
- ✓ Visit the FCF Village and participate in the activities.
- ✓ Visit the MissionsPlex and participate in the activities.
- ✓ Visit and participate in at least one of the following activities: Eurasia Experience or PathFinder Missions African Tabernacle, sponsored by Builder's International.

5. Earn a total of 25 points from any combination of the following activities:

- ✓ 1 point for each activity you participate in other than those already listed above (max 10 points)
- ✓ 1 point for each Stamp-O-Rama stamp collected in your Camporama Notebook (max 10 points)
- ✓ 1 point for each hat pin collected and displayed on your Camporama hat (max 10 points)
- ✓ 1 point for each new person you meet, getting the following information from each: name, age, outpost number, district/nation, favorite merit or activity in Royal Rangers, favorite activity at Camporama (max 10 points)

6. Do the daily Bible reading, thinking, and praying each morning, using the space provided in the Camporama Notebook.
7. Complete the "Making it Personal" sections in the Camporama Notebook, related to each evening rally.
8. Memorize the Salvation Poem and be able to recite it to your leaders.
9. Assist in cleaning up around your food pavilion after each meal. Help keep your district camping area clean and safe. Pick up after yourself all day wherever you go.
10. Participate in service projects every day as assigned by your regional coordinator. (Ask your group leader what was assigned to your group each day.)
11. Live by the Golden Rule by performing "random acts of kindness" each day of Camporama, finding ways to serve or assist others with a cheerful attitude and a helpful spirit.

Post-Camp

12. Read and complete the "Taking it Home" daily devotional materials after returning home. The content is free and will be found on the event web site immediately following Camporama.
13. Have a follow-up meeting with the leaders and guys who went to Camporama within 1-4 weeks to review what you experienced and learned. How can you use what you learned at Camporama to live as a godly man at school this next year?
14. Share with your parent, leader, or group what you enjoyed most about Camporama and what you learned from the morning devotionals and evening services.

STAMP-O-RAMA

Camporama is about meeting new people! Using the space below, collect stamps of outposts from all over the nation by visiting their entrance. You can even meet international guests at the Royal Rangers International tent in the MissionsPlex during activity times. **Your Mission:** Collect one outpost stamp from every district present. Make it a point to learn something about that outpost and the guys in it. Make friends!

ALABAMA DISTRICT

ALASKA DISTRICT

APPALACHIAN DISTRICT

ARIZONA DISTRICT

STAMP-O-RAMA

ARKANSAS DISTRICT

CENTRAL DISTRICT

IOWA DISTRICT

STAMP-O-RAMA

KANSAS DISTRICT

GEORGIA DISTRICT

HAWAII DISTRICT

KENTUCKY DISTRICT

LOUISIANA DISTRICT

ILLINOIS DISTRICT

INDIANA DISTRICT

MICHIGAN DISTRICT

MIDWEST LATIN AMER. DISTRICT

STAMP-O-RAMA

MINNESOTA DISTRICT

MISSISSIPPI DISTRICT

NEW YORK DISTRICT

STAMP-O-RAMA

NORTH CAROLINA DISTRICT

MONTANA DISTRICT

NEBRASKA DISTRICT

NORTH DAKOTA DISTRICT

NORTH TEXAS DISTRICT

NEW JERSEY DISTRICT

NEW MEXICO DISTRICT

NORTHERN CA-NV DISTRICT

NORTHERN MISSOURI DISTRICT

STAMP-O-RAMA

N. NEW ENGLAND DISTRICT

N. PACIFIC LATIN DISTRICT

PENN-DEL DISTRICT

STAMP-O-RAMA

PENINSULAR FLORIDA DISTRICT

NORTHWEST DISTRICT

OHIO DISTRICT

POTOMAC DISTRICT

PUERTO RICO DISTRICT

OKLAHOMA DISTRICT

OREGON DISTRICT

ROCKY MOUNTAIN DISTRICT

SOUTH CAROLINA DISTRICT

STAMP-O-RAMA

S. CENTRAL HISPANIC DISTRICT

SOUTH DAKOTA DISTRICT

S. MISSOURI DISTRICT

STAMP-O-RAMA

S. NEW ENGLAND DISTRICT

SOUTH TEXAS DISTRICT

SE SPANISH DISTRICT

S. PACIFIC DISTRICT

SOUTHWEST DISTRICT

S. CALIFORNIA DISTRICT

S. IDAHO DISTRICT

SPANISH EASTERN DISTRICT

TENNESSEE DISTRICT

STAMP-O-RAMA

TEXAS GULF HISPANIC DISTRICT

TEXAS LOUISIANA HISPANIC DISTRICT

WYOMING DISTRICT

CHURCH OF GOD

WEST FLORIDA DISTRICT

WEST TEXAS DISTRICT

CONGREGATIONAL HOLINESS

INTL. PENTECOSTAL HOLINESS

W. TEXAS & PLAINS DISTRICT

WISCONSIN - N MICHIGAN DISTRICT

COUNTRY:

COUNTRY:




STAMP-O-RAMA

STAMP-O-RAMA



HAT PINS

Included with your registration was a commemorative Camporama hat pin. You will receive another complimentary pin when you visit the FCF Village. Place these on your hat. Your district and region will provide you with others. Use them to trade for pins from other regions and nations. Before long, your hat will be covered in pins. It's a fun and memorable Camporama tradition!



Hat Pin Trading Rules

- Hat pins are to be traded not sold or bought!
- Trade for pins only when a responsible adult is present.
- Keep it fun and fair!

PEOPLE I MET

Capture the contact information of friends you meet at Camporama. Stay in touch!

Name: _____

Age: _____

District/denomination/nation: _____

Outpost number: _____

Their favorite Camporama activity: _____

Their favorite merit or other Royal Rangers activity: _____

Name: _____

Age: _____

District/denomination/nation: _____

Outpost number: _____

Their favorite Camporama activity: _____

Their favorite merit or other Royal Rangers activity: _____

Name: _____

Age: _____

District/denomination/nation: _____

Outpost number: _____

Their favorite Camporama activity: _____

Their favorite merit or other Royal Rangers activity: _____

Name: _____

Age: _____

District/denomination/nation: _____

Outpost number: _____

Their favorite Camporama activity: _____

Their favorite merit or other Royal Rangers activity: _____

Name: _____
Age: _____
District/denomination/nation: _____
Outpost number: _____
Their favorite Camporama activity: _____
Their favorite merit or other Royal Rangers activity: _____

Name: _____
Age: _____
District/denomination/nation: _____
Outpost number: _____
Their favorite Camporama activity: _____
Their favorite merit or other Royal Rangers activity: _____

Name: _____
Age: _____
District/denomination/nation: _____
Outpost number: _____
Their favorite Camporama activity: _____
Their favorite merit or other Royal Rangers activity: _____

Name: _____
Age: _____
District/denomination/nation: _____
Outpost number: _____
Their favorite Camporama activity: _____
Their favorite merit or other Royal Rangers activity: _____


Name: _____
Age: _____
District/denomination/nation: _____
Outpost number: _____
Their favorite Camporama activity: _____
Their favorite merit or other Royal Rangers activity: _____

Name: _____
Age: _____
District/denomination/nation: _____
Outpost number: _____
Their favorite Camporama activity: _____
Their favorite merit or other Royal Rangers activity: _____

Name: _____
Age: _____
District/denomination/nation: _____
Outpost number: _____
Their favorite Camporama activity: _____
Their favorite merit or other Royal Rangers activity: _____

Name: _____
Age: _____
District/denomination/nation: _____
Outpost number: _____
Their favorite Camporama activity: _____
Their favorite merit or other Royal Rangers activity: _____

Master's Toolbox



Reach the world
through Royal Rangers
and BGMC!

Last year, Royal Rangers raised \$72,372.71 through Master's Toolbox to translate the Royal Rangers International curriculum into five languages. Help us raise even more in 2012! You can find great fund-raiser ideas online at www.BGMC.ag.org.

Visit BGMC in the MissionsPlex where pins can be won and pins and patches can be traded! Win a new "pin of the day" each day of Camporama!

IMPORTANT!

Download the giving form found at www.bgmc.ag.org/toolbox. Turn this form in with your offering to ensure that the money goes to the Master's Toolbox project.

To download the giving form, scroll to the bottom of the Web page and click on Masters Toolbox Giving Form



To order a FREE Master's Toolbox, call My Healthy Church at 1-855-642-2011. Ask for item number 729-893.

NATIONAL SHOOTING SPORTS PARTNERS:

BROWNELLS

Centershot
Making the Target of Our Lives

Daisy
TAKE PRIDE. IT'S A DAISY.

NRA
SPORTS™


CAMPORAMA SPONSORS:



Fire Bible For Every Guy



Kids Edition



Student Edition

Available at the
Camporama Store



MY HEALTHY CHURCH
Resources for the Spirit-led Church

MyHealthyChurch.com 1(855) 642-2011



Visit us at the MissionsPlex
to participate in a hands-on
construction project.



Ask us about current projects
in Tennessee, New York,
Belize, and beyond.

PathfinderMissions.com
Facebook.com/PathfinderMissions

Building God's
Kingdom

The hard way.

EAGLE ROCK ADVENTURE 2013

JULY 15-19, 2013 - CAMP EAGLE ROCK, MO

**ULTIMATE
FATHER/SON
EVENT!**

ROYALRANGERS.COM




ROYAL RANGERS
INTERNATIONAL

ESTABLISH, STRENGTHEN,
AND SERVE ROYAL RANGERS
AROUND THE WORLD

VISIT US AT THE
MISSIONPLEX AND
PLAY SOCCER WITH OUR
INTERNATIONAL GUESTS.



TWITTER.COM/RRINTL
ROYALRANGERSINTERNATIONAL.COM
FACEBOOK.COM/ROYALRANGERSINTERNATIONAL



ULTIMATE EVENT FOR GUYS

WWW.NATIONALCAMPORAMA.COM

- 1 Entrance – Security Checkpoint A
- 2 Registration & Visitors Center – Eagle Resort
- 3 RV Park
- 4 Security Check Point B – ID required
- 5 Camp Kitchen
- 6 Food Pavilion – Green, VIP Tent
- 7 Brownells Trap Range
- 8 Daisy Rifle Range
- 9 FCF Village
- 10 Royal Rangers Museum, Main First Aid Station
- 11 Low Ropes Course
- 12 Matthew's Archery Range
- 13 Brownells Rifle Range
- 14 Food Pavilion – Blue
- 15 Adventure Course
- 16 Speedball
- 17 Deaverton
- 18 Swimming Pool, Sand Volleyball
- 19 Blue Ampitheatre Trail
- 20 Stutsman Amphitheater
- 21 Red Ampitheatre Trail
- 22 Food Pavilion - Red



ULTIMATE EVENT FOR GUYS

ACTIVITIES MAP



Shower House



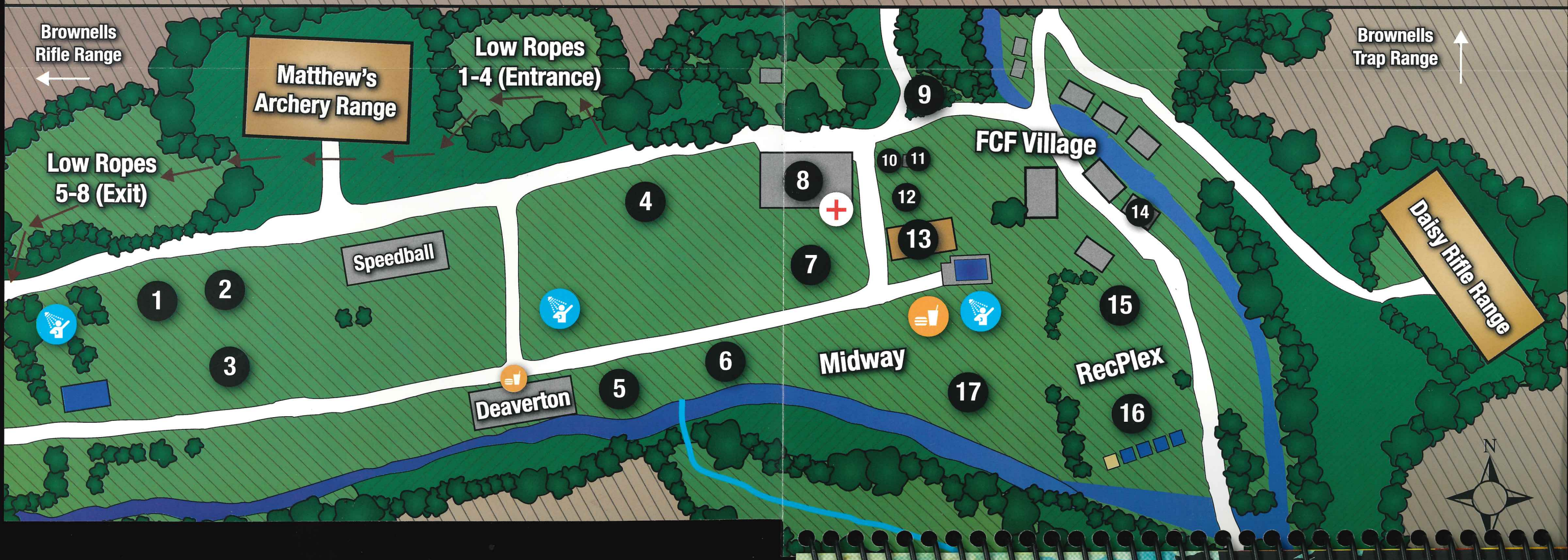
Snack Shop



First Aid

- 1 Bouldering/Climbing
- 2 Rappelling/Zipline
- 3 High Ropes/Zipline
- 4 Disc Golf
- 5 Eurasia Experience
- 6 Timberwork Lumberjacks Show
- 7 Expo
- 8 Royal Rangers Museum & Main First Aid
- 9 Heritage Trail

- 10 Camp Office
- 11 Communications
- 12 Muse
- 13 Camporama Store & Ranger Derby
- 14 Technology Center
- 15 MissionsPlex
- 16 Camporama Cove
- 17 Survivor Challenge



- A** International
- B** Northeast
- C** Gulf, COG, PH, IPHC
- D** Southeast
- E** Northwest
- F** Great Lakes
- G** North Central
- H** South West
- I** South Central

- 1 Entrance – Security Checkpoint A
- 2 Registration & Visitors Center – Eagle Resort
- 3 RV Park
- 4 Security Check Point B – ID required
- 5 Camp Kitchen
- 6 Food Pavilion – Green, VIP Tent
- 7 Brownells Trap Range
- 8 Daisy Rifle Range
- 9 FCF Village
- 10 Royal Rangers Museum, Main First Aid Station
- 11 Low Ropes Course
- 12 Matthew's Archery Range
- 13 Brownells Rifle Range
- 14 Food Pavilion – Blue
- 15 Adventure Course
- 16 Speedball
- 17 Deaverton
- 18 Swimming Pool, Sand Volleyball
- 19 Blue Amphitheatre Trail
- 20 Stulsman Amphitheater
- 21 Red Amphitheatre Trail
- 22 Food Pavilion - Red

ULTIMATE EVENT FOR GUYS

WWW.NATIONALCAMPORAMA.COM



- T** Tram Stop
- Blue Route
- Red Route
- Green Route
- P** Parking
- Shower House
- Snack Shop
- First Aid

