

PIONEER WORKBOOK



FOR ROYAL RANGERS
AGES 9, 10, 11

PIONEER WORKBOOK

Prepared by
Royal Rangers
Department of Men's Ministries
Assemblies of God

Copyright 1983 by
Gospel Publishing House
Springfield, Missouri 65802
Printed in the U.S.A.

02-0688

This workbook is designed to be used with the Pioneer Handbook. It is not a substitute for the Pioneer Handbook. Its purpose is to assist you in your Pioneer advancements.

Each workbook item follows the sequence of each requirement for advancement listed in your Pioneer Handbook.


It will provide an exciting and systematic method of passing each of these requirements.

Have fun as Peter Pioneer leads you along the advancement trail.


Compiled by Patricia Bowden

PIONEER WORKBOOK

FOR ROYAL RANGERS
AGES 9, 10, 11



ROYAL RANGER EMBLEM






MEANING OF EMBLEM

Four Gold Points—Four ways a boy grows:
Physical, Spiritual, Mental, Social

Four Red Points—Four Main Teachings of the Church:
Salvation, Holy Spirit, Healing, Rapture

Eight Blue Points—Eight points of the Ranger Code:
Alert, Clean, Honest, Courageous,
Loyal, Courteous, Obedient, Spir-
itual



ROYAL RANGER CODE

A ROYAL RANGER IS:

ALERT

He is mentally, physically, and spiritually alert.

CLEAN

He is clean in body, mind, and speech.

HONEST

He does not lie, cheat, or steal.

COURAGEOUS

He is brave in spite of danger, criticism, or threats.

LOYAL

He is faithful to his church, family, outpost, and friends.

COURTEOUS


He is polite, kind, and thoughtful.

OBEDIENT

He obeys his parents, leaders, and those in authority.

SPIRITUAL

He prays, reads the Bible, and witnesses.





ROYAL RANGER PLEDGE

WITH GOD'S HELP, I WILL DO MY BEST TO: SERVE GOD, MY CHURCH, AND MY FELLOWMAN. TO LIVE BY THE RANGER CODE. TO MAKE THE GOLDEN RULE MY DAILY RULE.

ROYAL RANGER MOTTO

"READY"

Meaning of Motto: Ready for anything;
Ready to: work, play, serve, obey, worship,
live, etc.

THE GOLDEN RULE

"WHATSOEVER YE WOULD THAT MEN SHOULD DO TO YOU, DO YE EVEN SO TO THEM." Matt. 7:12



Handwritten scribbles and lines at the bottom of the page.

PIONEER RECRUIT

SECOND CLASS

FIRST CLASS

ADVANCED RATING

MASTER RATING

LET'S START
UP THE
TRAIL

**PIONEER RECRUIT
IS THE FIRST STOP
ALONG THE TRAIL.
COMPLETE THESE EIGHT
POINTS:**



1. You must be at least 9 years of age. Your birth date is _____. On your birthday, how old will you be? _____
2. You must attend at least three outpost meetings. List the dates of the meetings you attended.

3. You must regularly attend Sunday school. Where do you go to Sunday school? _____


4. You must memorize the meaning of the points of the Royal Ranger Emblem. To help you do this, fill in the blanks on the emblem without looking in your book. Use these words:

physical	Holy Spirit	rapture
salvation	honest	spiritual (2)
alert	healing	obedient
clean	loyal	social
mental	courageous	courteous

(The Royal Ranger Emblem is on the next page.)

DATE ROYAL RANGER CODE RECITED FROM MEMORY
TO COMMANDER _____

ROYAL RANGER EMBLEM



Blue

Red

Gold

MEANING OF EMBLEM

FOUR GOLD POINTS:


Four ways a boy grows:

FOUR RED POINTS:

Four main teachings of the church:

EIGHT BLUE POINTS:

Eight points of the Royal Ranger Code:



Hi! I'M PETER PIONEER!
 I'LL BE ALONG ON YOUR TRAIL
 TO HELP YOU BECOME A R.R.
 PIONEER LIKE ME. USING THE
 KEY ON THE SIGNPOST-DECODE
 THIS MESSAGE TO HELP YOU
 MEMORIZE THE -
 R.R. CODE .

A ROYAL RANGER IS...

 # # # # #
 # # # # # #
 # # # # # # # # # #
 # # # # #
 # # # # # # # # # #
 # # # # # # # # # #
 # # # # # # # # # #

5. YOU MUST MEMORIZE THE ROYAL RANGER CODE .



I RECITED THE R.R CODE
 TO MY COMMANDER ON

DATE

6. WRITE FROM MEMORY THE MEANING OF THE ROYAL RANGER MOTTO.
DATE SAID TO COMMANDER _____
"READY"

7. WRITE FROM MEMORY THE ROYAL RANGER PLEDGE. BE READY TO EXPLAIN IN YOUR OWN WORDS WHAT THIS PLEDGE MEANS TO YOU. DATE SAID _____
ROYAL RANGER PLEDGE

8. WRITE FROM MEMORY THE GOLDEN RULE. BE ABLE TO EXPLAIN WHAT IT MEANS TO YOU. DATE SAID _____

"THE GOLDEN RULE"

As a Royal Ranger, I pledge that all written work was done from memory.

DATE

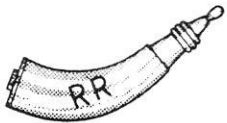
SIGNATURE

As a Royal Ranger Commander, I have heard and read all this Ranger's work and agree that he has passed all points up to this page. Having done this work, he is awarded the badge of "Pioneer" (uniform name tab).

Commander's Signature


Date

Place picture of RR here.



SECOND CLASS REQUIREMENTS

As a Royal Ranger Pioneer, you are now able to continue with the program. In order to become a Pioneer, Second Class, you must complete the following points:



PETER PIONEER IS HUNTING FOR THE EIGHT POINTS OF THE ROYAL RANGER CODE. CAN YOU HELP?

CIRCLE THE EIGHT POINTS HIDDEN IN THIS PUZZLE.

L	A	U	T	I	R	I	P	S	X	A	N	G	F	
C	Q	M	Z	P	A	E	H	J	D	S	W	Y	A	
N	O	P	L	C	O	U	R	T	E	O	U	S	C	
E	R	Z	A	L	M	A	K	S	U	C	B	A	T	
A	T	A	D	G	E	N	R	O	N	I	S	M	P	
A	R	C	L	E	A	N	F	A	H	R	U	G	D	A
N	O	E	B	J	P	U	N	I	O	Z	J	T	V	
G	S	R	L	Q	A	M	T	E	G	A	Y	N	C	
O	M	T	F	X	E	U	G	R	A	T	B	E	S	
N	P	R	L	O	Y	A	L	O	X	S	N	I	G	
X	A	N	Z	C	R	H	T	S	W	E	T	D	A	
B	L	F	A	U	B	V	N	B	C	N	S	E	R	
G	O	J	O	R	L	A	I	G	F	O	D	B	U	
F	N	C	P	T	M	O	C	L	A	H	R	O	S	





Peter Pioneer is getting ready to build a fire. Help him know what to do by unscrambling these actions. Place a "1" by what he should do first, a "2" by what he should do next, and so on.

_____ Circle area with rocks or trench.

_____ Place 3 small sticks in "A."

_____ Select an open place.

_____ Place a handful of tinder on "A."

_____ Have materials ready to prevent fire from spreading—water, dirt, etc.

_____ Clear at least a 6-foot circle.

_____ Prepare a large woodpile.

_____ Add kindling as fire grows.

_____ Add pieces of tinder to flame.

_____ Strike match — tip down.


_____ Add still larger fuel.

_____ Hold match under tinder.

_____ Cup hands around match to shield it from the wind.

_____ Add largest pieces to complete fire building.





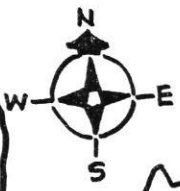

Peter Pioneer has come across an injured friend—can you help?

1. Do you know why cuts and scratches should be cared for? _____

2. What supplies will you need to care for a minor cut? _____

3. How would you contact a doctor or hospital in an emergency? _____





WITNESS

READ

PRAY

BRIDGE OF SALVATION

CONFESS OUR SINS. 1 JOHN 1: 9

BELIEVE IN JESUS
To forgive our sins. Acts 16:31

ACKNOWLEDGE
WE ARE ALL SINNERS
RO. 3:23

START HERE

HOLY BIBLE

ETERNAL LIFE



Peter Pioneer has started on a great adventure through God's Word. He is searching for the way to eternal life. Help him find the way of salvation. After he passes the three things needed to be saved, he will come to the three things every Christian should do to obey Christ and receive their treasure of eternal life.

What three things did you find a Christian should do after he crosses the "bridge of salvation"?

C. TO HELP YOU MEMORIZE

JOHN 3:15-17,

SEE IF YOU CAN DECODE THIS MESSAGE.

7 20 25 7

17 20 15 22 15 12 8 12 6


26 12 14 2 12 8 12 7 20

2 21 20 2 4

22 20 15 23 14 18 21 15 7

5 12 6 2 22 20 26 23 7 20 25 8 12

12 7 12 6 21 25 14 14 2 19 12



KEEP WORKING →

<u>19</u>	<u>15</u>	<u>6</u>	<u>1</u>	<u>15</u>	<u>18</u>	<u>22</u>	<u>15</u>	<u>14</u>	<u>15</u>	<u>8</u>	<u>12</u>	<u>18</u>		
<u>7</u>	<u>20</u>	<u>12</u>	<u>17</u>	<u>15</u>	<u>6</u>	<u>14</u>	<u>18</u>	<u>7</u>	<u>20</u>	<u>25</u>	<u>7</u>			
<u>20</u>	<u>12</u>	<u>1</u>	<u>25</u>	<u>8</u>	<u>12</u>	<u>20</u>	<u>2</u>	<u>22</u>						
<u>15</u>	<u>21</u>	<u>14</u>	<u>24</u>	<u>26</u>	<u>12</u>	<u>1</u>	<u>15</u>	<u>7</u>	<u>7</u>	<u>12</u>	<u>21</u>			
<u>22</u>	<u>15</u>	<u>21</u>	<u>7</u>	<u>20</u>	<u>25</u>	<u>7</u>								
<u>17</u>	<u>20</u>	<u>15</u>	<u>22</u>	<u>15</u>	<u>12</u>	<u>8</u>	<u>12</u>	<u>6</u>						
<u>26</u>	<u>12</u>	<u>14</u>	<u>2</u>	<u>12</u>	<u>8</u>	<u>12</u>	<u>7</u>	<u>20</u>						
<u>2</u>	<u>21</u>	<u>20</u>	<u>2</u>	<u>4</u>										
<u>22</u>	<u>20</u>	<u>15</u>	<u>23</u>	<u>14</u>	<u>18</u>									
<u>21</u>	<u>15</u>	<u>7</u>	<u>5</u>	<u>12</u>	<u>6</u>	<u>2</u>	<u>22</u>	<u>20</u>	<u>26</u>	<u>23</u>	<u>7</u>			
<u>20</u>	<u>25</u>	<u>8</u>	<u>12</u>	<u>12</u>	<u>8</u>	<u>12</u>	<u>6</u>	<u>14</u>	<u>25</u>	<u>22</u>	<u>7</u>	<u>2</u>	<u>21</u>	<u>1</u>
				<u>14</u>	<u>2</u>	<u>19</u>	<u>12</u>							



DON'T STOP NOW →



19 15 6 1 15 18 22 12 21 7 21 15 7
20 2 22 22 15 21 2 21 7 15
7 20 12 17 15 6 14 18 7 15
11 15 21 18 12 4 21 7 20 12
17 15 6 14 18 26 23 7 7 20 25 7
7 20 12 17 15 6 14 18
7 20 6 15 23 1 20
20 2 4 4 2 1 20 7
26 12 22 25 8 12 18

JOHN 3:15-17

HURRAY! YOU'RE FINISHED!





SEND A CARD TO SIX DIFFERENT SHUT-INS OR SICK PEOPLE. FILL IN THE SIX SIGN POSTS BELOW TELLING WHO YOU WROTE TO.

DATE COMPLETED _____

1. NAME _____
ADDRESS _____
DATE: _____

2. NAME _____
ADDRESS _____
DATE: _____

3. NAME _____
ADDRESS _____
DATE: _____

4. NAME _____
ADDRESS _____
DATE: _____

5. NAME _____
ADDRESS _____
DATE: _____

6. NAME _____
ADDRESS _____
DATE: _____





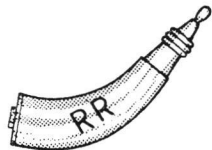
YOU MUST ATTEND SUNDAY SCHOOL REGULARLY FOR THREE MONTHS. LIST THE DATE YOU STARTED KEEPING RECORDS OF YOUR ATTENDANCE AND THE LAST DATE TO COMPLETE THIS POINT.

DATE STARTED KEEPING RECORD: _____

DATE COMPLETED: _____

CIRCUI





SECOND CLASS

WHEN YOU HAVE COMPLETED ALL THESE POINTS, YOU
WILL EARN YOUR SECOND CLASS RATING.

As a Royal Ranger Commander, I verify that this Ranger has completed all the requirements needed to earn him the rank of SECOND CLASS PIONEER.

Date

Commander


Place picture of RR here.



FIRST CLASS REQUIREMENTS

You are doing great!! The next step you will work on is First Class Pioneer.

These are the requirements to complete the first point of this badge. Get going, and keep up the good work!




CAMPCRAFT

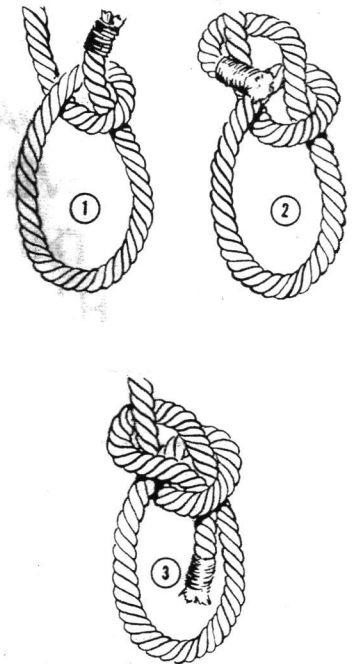

A. COOK AT LEAST ONE ITEM OVER A CAMPFIRE. TELL WHAT YOU PREPARED, HOW YOU COOKED IT AND ON WHAT DATE. BE SURE TO HAVE YOUR COMMANDER SIGN THE SIGNPOST WHEN YOU HAVE COMPLETED IT.




B. DEMONSTRATE HOW TO TIE TWO ROPES TOGETHER SO THEY WILL NOT SLIP, AND DEMONSTRATE THREE OTHER KNOTS. ON THE NEXT FEW PAGES ARE SOME COMMON KNOTS YOU SHOULD KNOW. STUDY AND PRACTICE THESE UNTIL YOU ARE ABLE TO SHOW YOUR COMMANDER.



The **Overhand Knot** is the simplest and smallest stopper knot and is used to begin many more difficult ones. It is generally used on small cord or twine, since it jams and is hard to untie. To tie: Make an **overhand** loop. Pass the end under and up through the loop. Draw up tight.





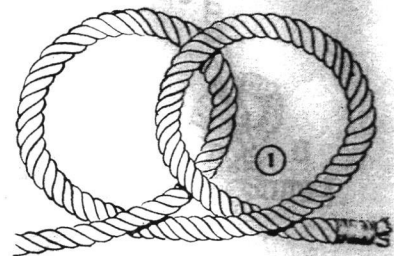

The **Bowline** is a loop knot and is used to tie a boat, hitching, or lifting. It is often called the King of Knots because it never jams or slips if tied right. To tie: Make an **overhand** loop with the end held toward you. Pass the end up through the loop, then up behind the standing part, then down through the loop again. Draw tight.



The **Square Knot** is a joiner knot used to tie parcels or bundles and bandages in first-aid and to join two ends of rope or string of the same thickness. To tie: Pass the left end **over** and under the right end. Curve what is now the left end towards the right. Cross what is now the right end over, and under the left. Draw tight.

MORE KNOTS


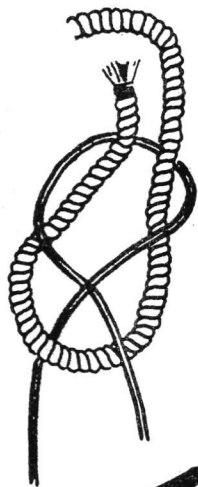
Two half hitches are used to make a rope fast to a ring or post. It is simply a hitch tied twice.



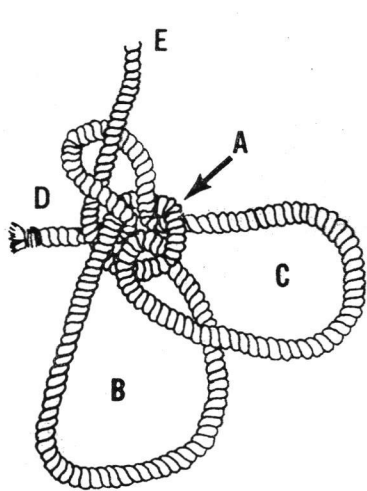
The **Clove Hitch** is an end securing knot. It is a quick, simple method of fastening a rope around a post or stake. It is used to begin a lashing. It will slip when used at the end of a rope. To tie: (1) Make a turn with the rope around a post and over itself. (2) Take a second turn around the post. Pull the end up under the second turn. (3) Tighten by pulling on both ends.

Sheet Bend

Form a bight on the heavier rope. Bring up smaller rope end through bight, twist it over and under bight. Then bring it under itself. This is the best knot when tying together ropes of different sizes.

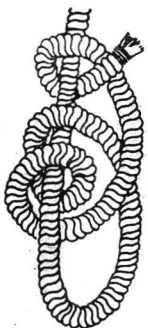




The **Figure Eight Knot** is a stopper knot and is easier to untie than the overhand knot. To tie: Make an underhand loop. Bring the end around and **over** the standing part. Pass the end under and then up through the loop. Draw tight.



French Bowline

The French bowline is formed the same as the bowline, except that the end D, instead of going about the standing part E, is given a round turn about the gooseneck A, then knot is finished off as before.

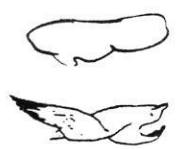


Taut-Line Hitch

Pass rope around peg or make a loop. Bring the end over and under the standing part twice. Make another turn with the end around the standing part, bringing it over and under the loop formed. Hitch may be moved by pushing it up or down the standing part.



NOW TURN THE PAGE FOR SOME "JUST FOR FUN ACTIVITIES:"




Four sets of horizontal lines for writing, each set labeled with a number (1, 2, 3, 4) on the right side.

C. (1) DESCRIBE AT LEAST FOUR DIFFERENT BIRDS IN YOUR AREA. BE SURE TO TELL THE COLORS THEY ARE AS WELL AS THE NAME.




COLOR THESE BIRDS




WILD
DUCK

TOUCAN

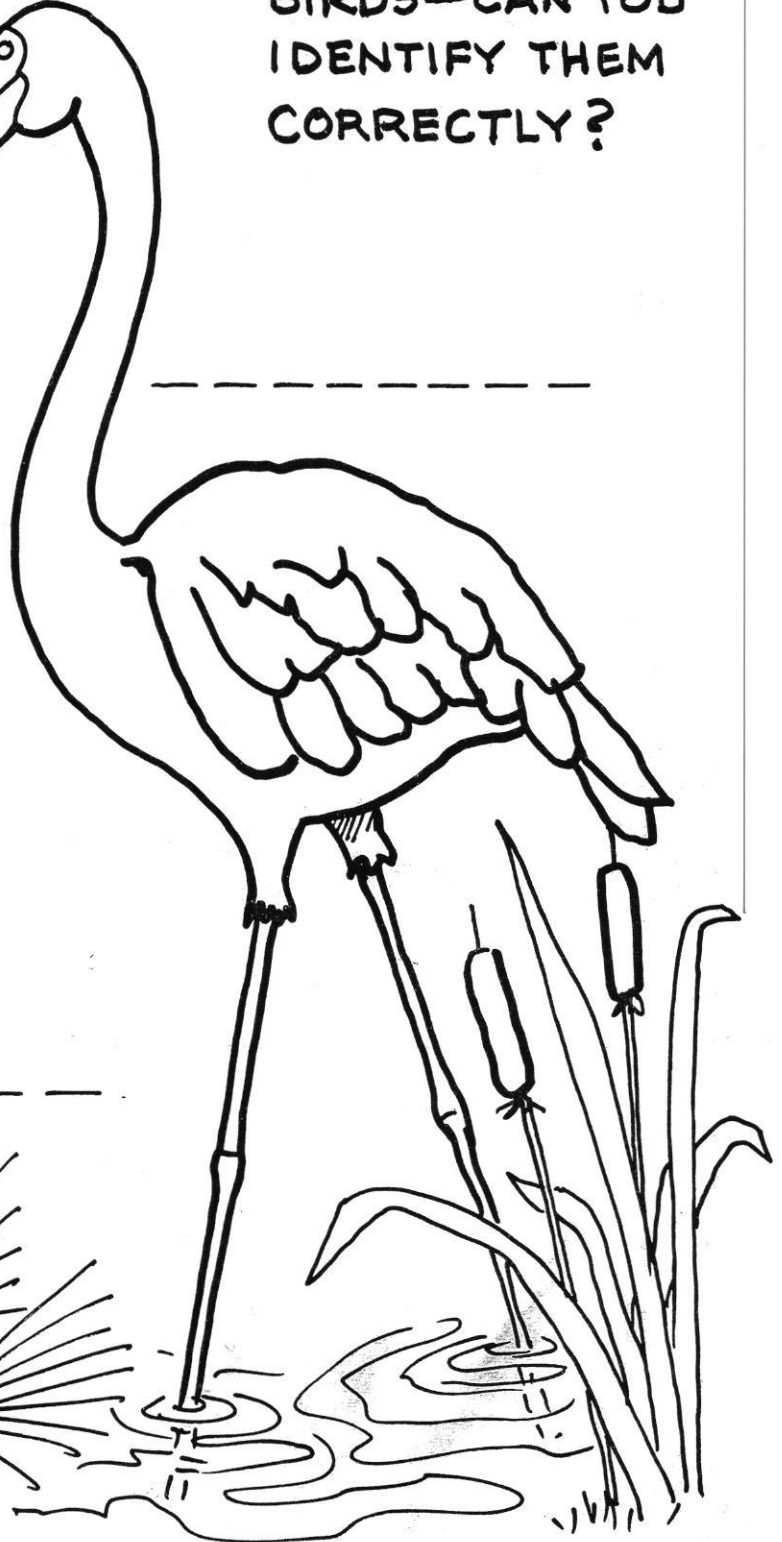


BALD
EAGLE

HAVE YOU EVER SEEN AN EAGLE?



HERE ARE SOME
STRANGE-LOOKING
BIRDS—CAN YOU
IDENTIFY THEM
CORRECTLY?



NOW LET'S GET BACK ON THE TRAIL TOWARD FIRST CLASS→

C. (2) DESCRIBE AT LEAST FOUR DIFFERENT ANIMALS THAT LIVE IN YOUR AREA. AFTER YOU HAVE FINISHED THIS TASK, DO THE PUZZLE ON THE NEXT PAGE "JUST FOR FUN" TO FIND AN ANIMAL COMMON IN MOST AREAS.

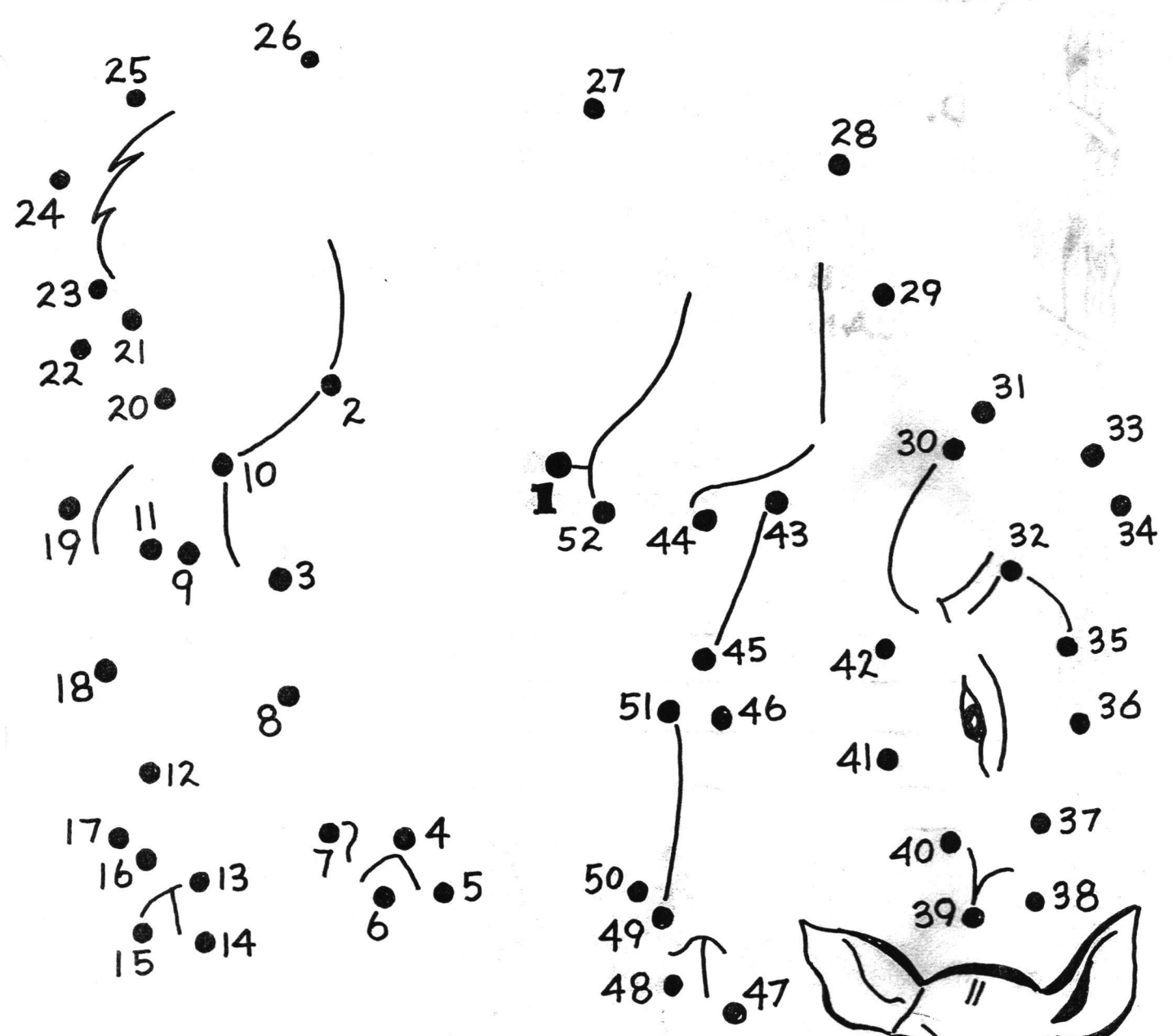


1. _____ 2. _____




3. _____ 4. _____





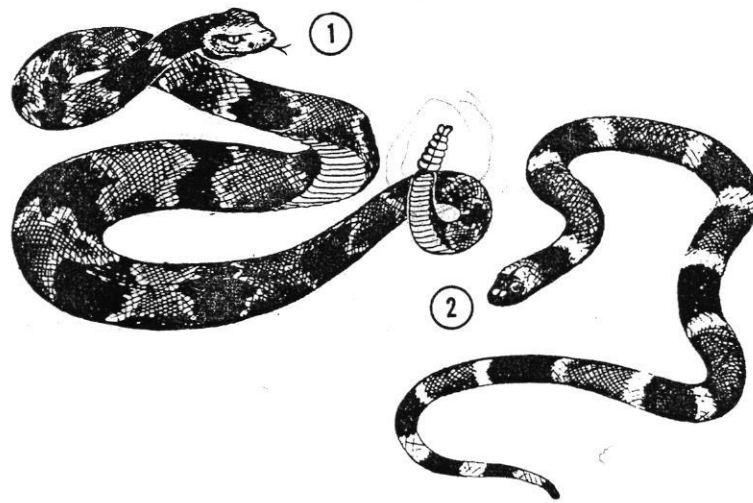
D. NOW, YOU MUST MAKE A LIST OF POISONOUS PLANTS AND SNAKES COMMON TO YOUR AREA, TELLING HOW THEY CAN BE IDENTIFIED.





FOR YOUR INFORMATION

HERE ARE SOME INTERESTING FELLOWS YOU SHOULD BECOME FAMILIAR WITH. THEY ARE THE POISONOUS SNAKES FOUND IN THE UNITED STATES.




(1) Rattlesnakes have tail rattles and usually give warning with them. There are many varieties in all parts of the country.

(2) The coral snake is found in Florida and other coastal states in that region. It has alternating wide bands of black and red separated by narrow bands of yellow.

(3) The copperhead moccasin is found in the eastern part of United States mostly in rocky, wooded areas.

(4) The cottonmouth moccasin is found in southern streams and lakes. It gets its name from white inside of its mouth.



PETER PIONEER HAS BEEN ON THE TRAIL
SCOUTING THE POISONOUS PLANTS IN HIS
AREA. HOW ABOUT YOU? CAN YOU DESCRIBE
THE POISONOUS PLANTS IN YOUR AREA?
MATCH THESE POISONOUS PLANTS WITH THE
CORRECT DESCRIPTION.



Poison sumac is usually found in the eastern part of the country. It grows in swampy areas. Its leaves are divided into 13 leaflets. It also has white berries.

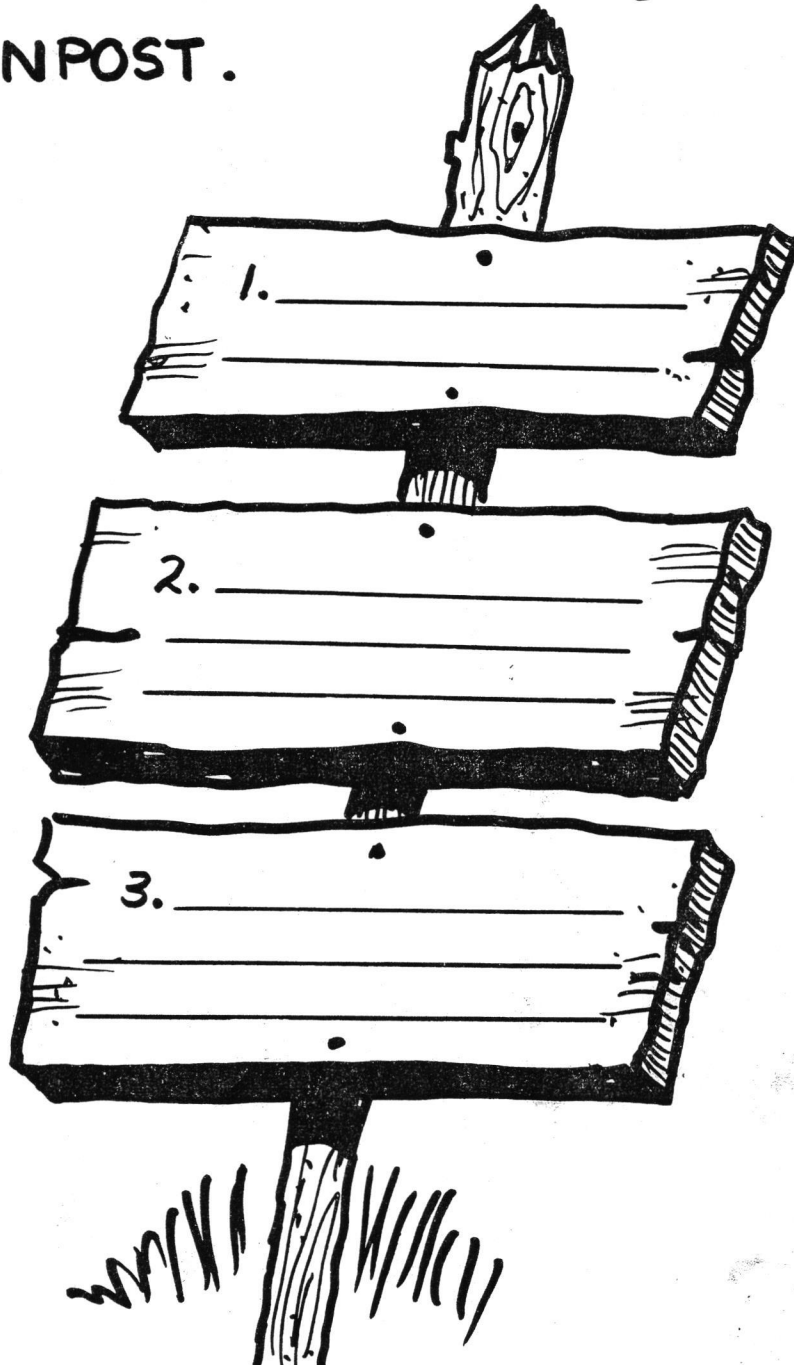
Poison oak is a western form of poison ivy. Its leaves are oak leaf shaped. It usually grows as a shrub and has many white berries.

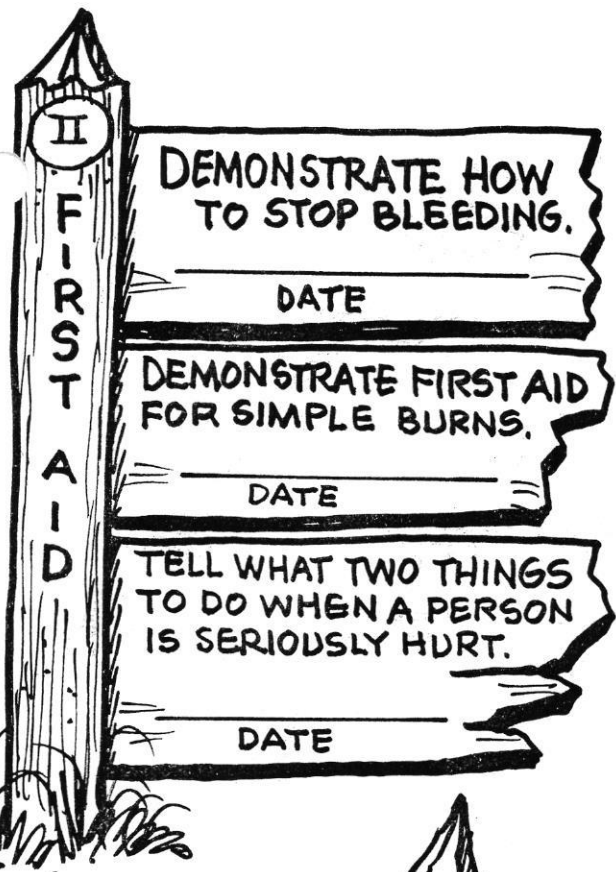


Poison ivy is found in almost every part of the United States. Its leaves are divided into three shiny leaflets. It may be a climbing vine or a standing bush. Sometimes its leaves resemble oak leaves. It has white berries in clusters.



E. SUPPOSE YOU WENT FOR A WALK IN THE WOODS. DURING YOUR HIKE, YOU REALIZE YOU HAVEN'T KEPT TRACK OF WHERE YOU ARE, AND SO YOU ARE LOST. TELL WHAT YOU SHOULD DO BY FILLING IN THIS BLANK SIGNPOST.





Peter is brushing up on some first-aid procedures. Help him in his review by telling what to do for these problems. Use the signpost to decode the answers.



1. HOW TO STOP BLEEDING

□ □ □ □ □ □ □ □

2. FIRST AID FOR SIMPLE BURNS.

□ < □ □ □ □ □ □

□ □ □ □ □ □

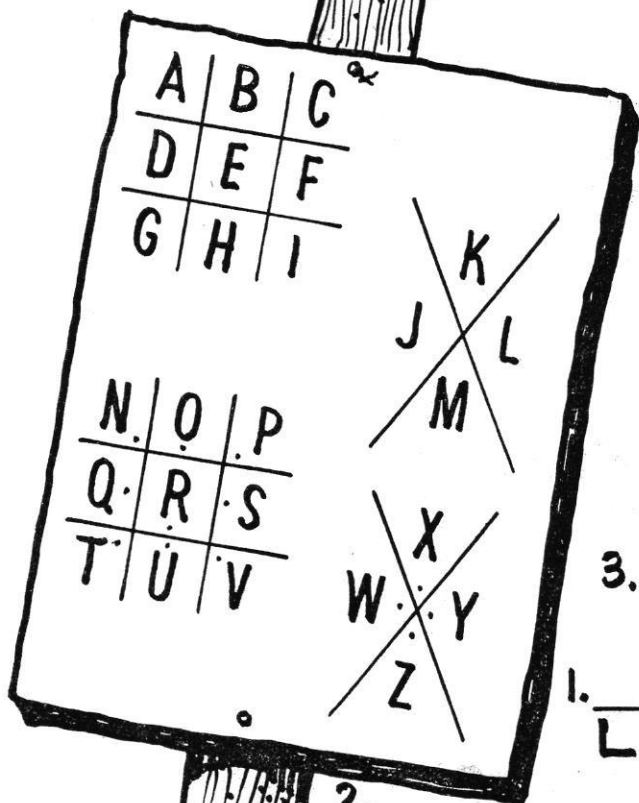
3. TWO IMPORTANT THINGS TO DO WHEN A PERSON IS SERIOUSLY HURT

1. _____

□ □ < < □ □ □ □ □ □ □ □

2. _____

□ □ □ □ □ □ □ □ □ □ □ □ □ □





DO A SERVICE FOR YOUR CHURCH, SUCH AS: CLIP THE HEDGE, MOW THE LAWN, PICK UP TRASH, SWEEP SIDEWALKS, PULL WEEDS, SET UP CHAIRS, ETC. ASK YOUR COMMANDER FOR SUGGESTIONS.

TELL WHAT YOU DID AND WHEN.





SCRIPTURES READ

DATE _____

EXPLAIN WHAT IS MEANT BY BAPTISM IN THE HOLY SPIRIT.

DATE _____

PETER PIONEER IS STUDYING GOD'S WORD ABOUT THE HOLY SPIRIT. READ WITH HIM THESE SCRIPTURES. CHECK OFF EACH ONE YOU READ.

- A. ACTS 2:1-4
- ACTS 8:14-17
- ACTS 10:44-46
- ACTS 19:1-6

WRITE A PARAGRAPH TELLING WHAT IS MEANT BY THE BAPTISM IN THE HOLY SPIRIT. IF YOU ARE UNSURE, TALK WITH YOUR PARENTS, PASTOR, OR COMMANDER BEFORE YOU BEGIN.



V

YOUR CHURCH

DRAW A MAP

DATE _____

TELL HOW TO FIND YOUR CHURCH

DATE _____

RECORD OF SERMONS

DATE _____

SUNDAY SCHOOL ATTENDANCE

DATE _____

A. DRAW A MAP IN THE SPACE PROVIDED SHOWING THE LOCATION OF YOUR CHURCH AND YOUR HOME. DESCRIBE ON THE LINES BELOW HOW YOU WOULD TELL A PERSON TO FIND YOUR CHURCH.

MAP

B. ON THE SPACES PROVIDED, KEEP A RECORD BY TAKING NOTES OF FOUR SERMONS OF YOUR PASTORS.

1.
DATE: _____
SCRIPTURES: _____
MAIN POINTS:

KEEP GOING! 3 MORE →

THIS IS YOUR LAST ONE ON POINT B!

DATE: _____


SCRIPTURES: _____

MAIN POINTS: _____

C. YOU MUST ATTEND SUNDAY
SCHOOL REGULARLY FOR SIX
MONTHS. TELL THE DATE YOU
STARTED KEEPING RECORD
AND THE DATE YOU COMPLETED
THIS POINT.

DATE STARTED

DATE COMPLETED



LIST OF CHORES

DATE _____

SHOW HOW YOU SHARE IN THE RESPONSIBILITY OF THE HOME BY MAKING A LIST OF THE CHORES AND ERRANDS YOU DO.

A large, hand-drawn scroll with ten horizontal lines for writing. The scroll is tied at the top and bottom with circular loops.




LEAD OUTPOST IN
THREE GAMES OR
ACTIVITIES

DATE _____

LEAD IN
DEVOTIONS

DATE _____



A. LEAD YOUR
OUTPOST IN 3 GAMES
OR ACTIVITIES,


1. _____
2. _____
3. _____

B. LEAD IN AN OUTPOST
DEVOTION. FILL IN
THESE BLANKS TO
HELP YOU.

DATE :

SCRIPTURES :

MAIN POINTS :



LIST OF HABITS.

 DATE _____

BALANCED DIET PARAGRAPH

 DATE _____

EXERCISE

 DATE _____

A. LIST TWO HABITS THAT HARM OUR BODIES AND EXPLAIN WHY.

1. _____
2. _____

B. EXPLAIN WHY A BALANCED DIET IS NECESSARY FOR A HEALTHY BODY.

C. DO A REGULAR EXERCISE EVERY DAY FOR SIX WEEKS SUCH AS PUSH-UPS, SIT-UPS, ETC.

TYPE OF EXERCISE

WEEK DATES	SUN	MON	TUE	WED	THUR	FRI	SAT



EXPLAIN HOW
YOU LIVE BY
THE RR CODE

DATE _____

ALERT

CLEAN

HONEST

COURAGEOUS

LOYAL

COURTEOUS

OBEDIENT

SPIRITUAL



FIRST CLASS

WHEN YOU HAVE COMPLETED ALL THESE POINTS AND
HAVE CARRIED YOUR SECOND CLASS RATING FOR 6
MONTHS, YOU WILL RECEIVE YOUR FIRST CLASS RATING.

As a Royal Ranger Commander, I verify that this Ranger has satisfac-
torily completed all the requirements to earn him the rank of FIRST
CLASS PIONEER.

Date

Commander

Place picture of RR here.



ADVANCED RATING REQUIREMENTS

The Advanced Rating has nine areas to pass. Keep up the good work!

YOU ARE GOING ON A HIKE. ANSWER THE FOLLOWING STATEMENTS TO SHOW YOU ARE PREPARED.



EXPLAIN PROPER DRESS FOR HIKING.

DATE _____

EXPLAIN SAFETY FOR OPEN ROAD HIKING

DATE _____

HIKE ONE MILE

DATE _____

COOK MEAL ON FIRE

DATE _____

SHOW PROPER GARBAGE DISPOSAL

DATE _____

FIND NORTH USING STARS AND SUN

DATE _____

DESCRIBE SIX BIRDS, SIX ANIMALS, AND FOUR TREES


DATE _____

A. HOW TO DRESS: _____

B. HOW TO HIKE SAFELY ON THE OPEN ROAD: _____

C. NOW GO ON A HIKE OF AT LEAST ONE MILE. TELL WHERE YOU WENT AND WHEN: _____

D. COOK A COMPLETE MEAL ON AN OPEN CAMPFIRE. TELL WHAT YOU MADE AND HOW YOU PREPARED IT, WHAT DATE AND HOW IT TURNED OUT.



E. LIST THE PROPER METHOD OF GARBAGE DISPOSAL.


F. DEMONSTRATE HOW TO TIE THREE DIFFERENT KNOTS. TELL WHICH KNOTS YOU TIED.

1. _____ 2. _____ 3. _____


G. TELL HOW TO FIND DIRECTION NORTH USING THE STARS AND THE SUN.



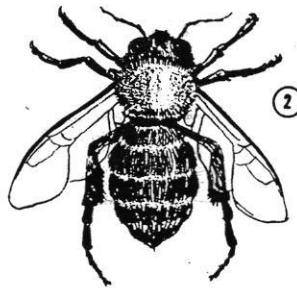
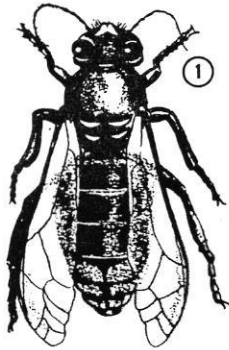
**WHILE OUT IN THE
WOODS, BE ON THE
ALERT FOR THESE
PESTY HITCHHIKERS!**



(3) The wood tick can cause a serious wound. Watch for it on the body if it has bitten into the skin. Hold a lighted match near tick until it lets go. Then apply iodine.




(4) Chiggers or red bugs are pests. Use repellent before walking in tall weeds or grass.



(1) The hornet sting can be serious, so leave it alone.

(2) The bee is a busy, hard worker. Leave it alone and it will let you alone.



(1) Only lady mosquitoes buzz and bite. But they're still bad pests. Use spray or repellent.



(2) She's ready to bite.



Most spiders are helpful. Only a few are dangerous. The dangerous female Black Widow is shown with her egg case. She is easily identified by the hour glass on her stomach.

H. DESCRIBE AT LEAST SIX BIRDS AND SIX ANIMALS THAT LIVE IN YOUR AREA. BE SURE TO GIVE NAMES, COLORS, AND ANY POINTS OF INTEREST YOU MIGHT KNOW.



1. _____

1. _____



2. _____

2. _____



3. _____

3. _____



4. _____

4. _____




5. _____

5. _____



6. _____

6. _____



ALSO, IDENTIFY FOUR TREES OF YOUR AREA .
ON THE NEXT FEW PAGES, YOU WILL FIND SEVERAL
EXAMPLES OF TREE LEAVES, WITH THEIR FRUIT OR
FLOWER SHOWN ALSO. LOOK AROUND YOUR AREA
AND SEE IF YOU CAN FIND ANY OF THESE.

1. NAME

TYPE OF LEAF:

FRUIT OR FLOWER:

2. NAME

TYPE OF LEAF:

FRUIT OR FLOWER:

3. NAME

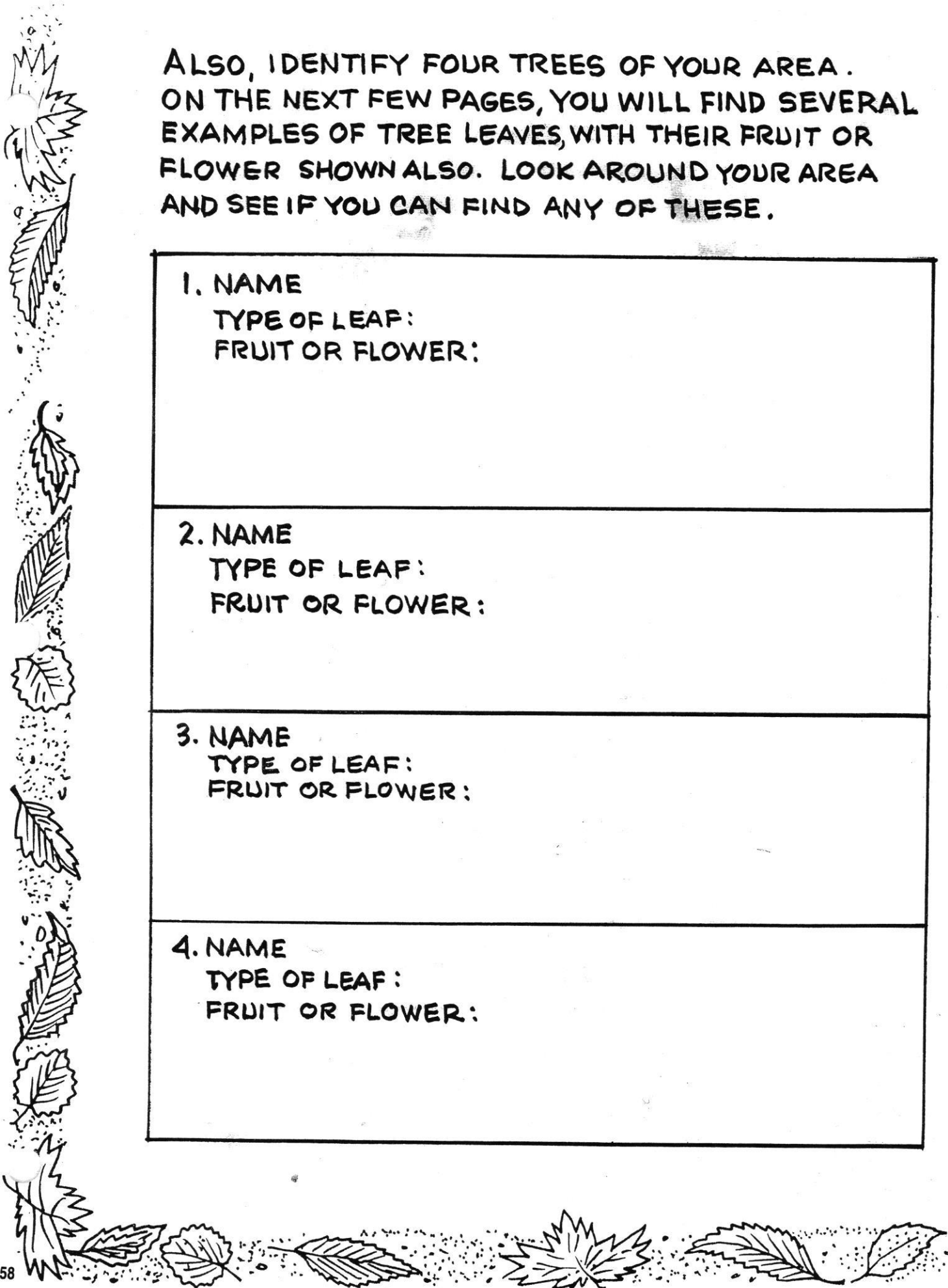
TYPE OF LEAF:

FRUIT OR FLOWER:

4. NAME

TYPE OF LEAF:

FRUIT OR FLOWER:

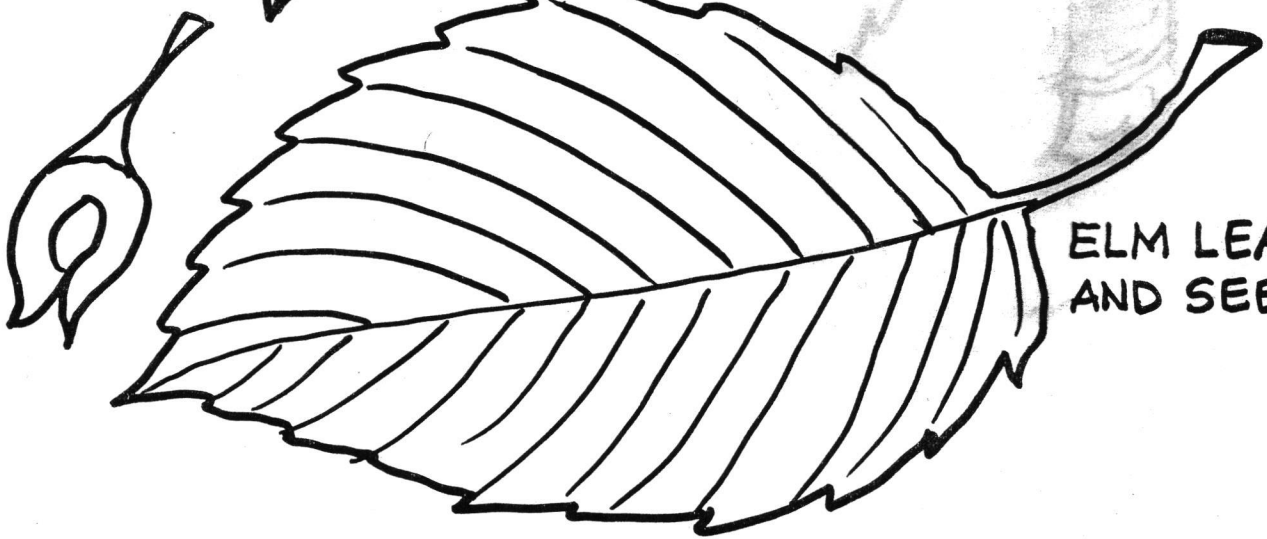




MAPLE LEAF AND SEED



OAK LEAF AND ACORN



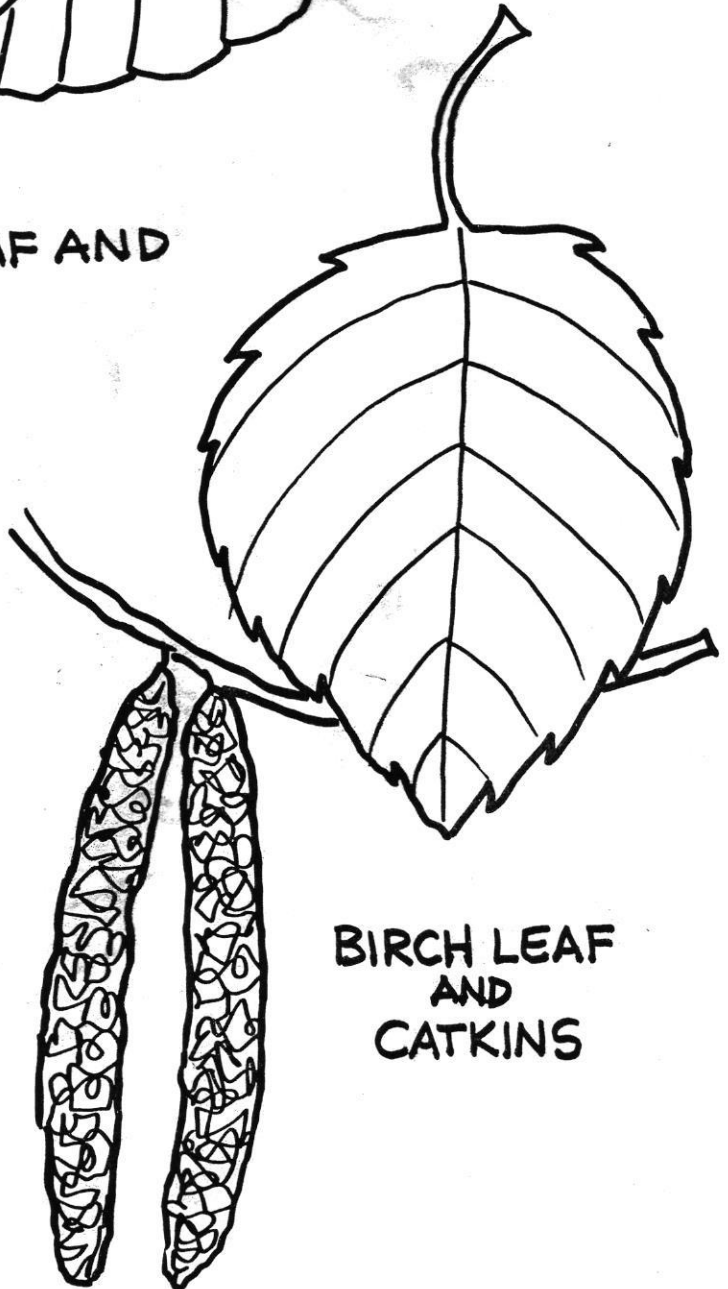
ELM LEAF AND SEED



DOGWOOD LEAF AND FLOWER



HICKORY LEAF AND NUT



BIRCH LEAF AND CATKINS



TELL WHAT FIRST-AID TREATMENT YOU WOULD GIVE FOR THESE :

A. INSECT BITES: _____

B. SPRAINED ANKLE : _____

C. SHOCK AND FAINTING : _____

D. UNDER WHAT CIRCUMSTANCE SHOULD A PERSON NOT BE MOVED? _____



READ ACTS


DATE _____

TRACE PAUL'S
3 MISSIONARY TRIPS

DATE _____

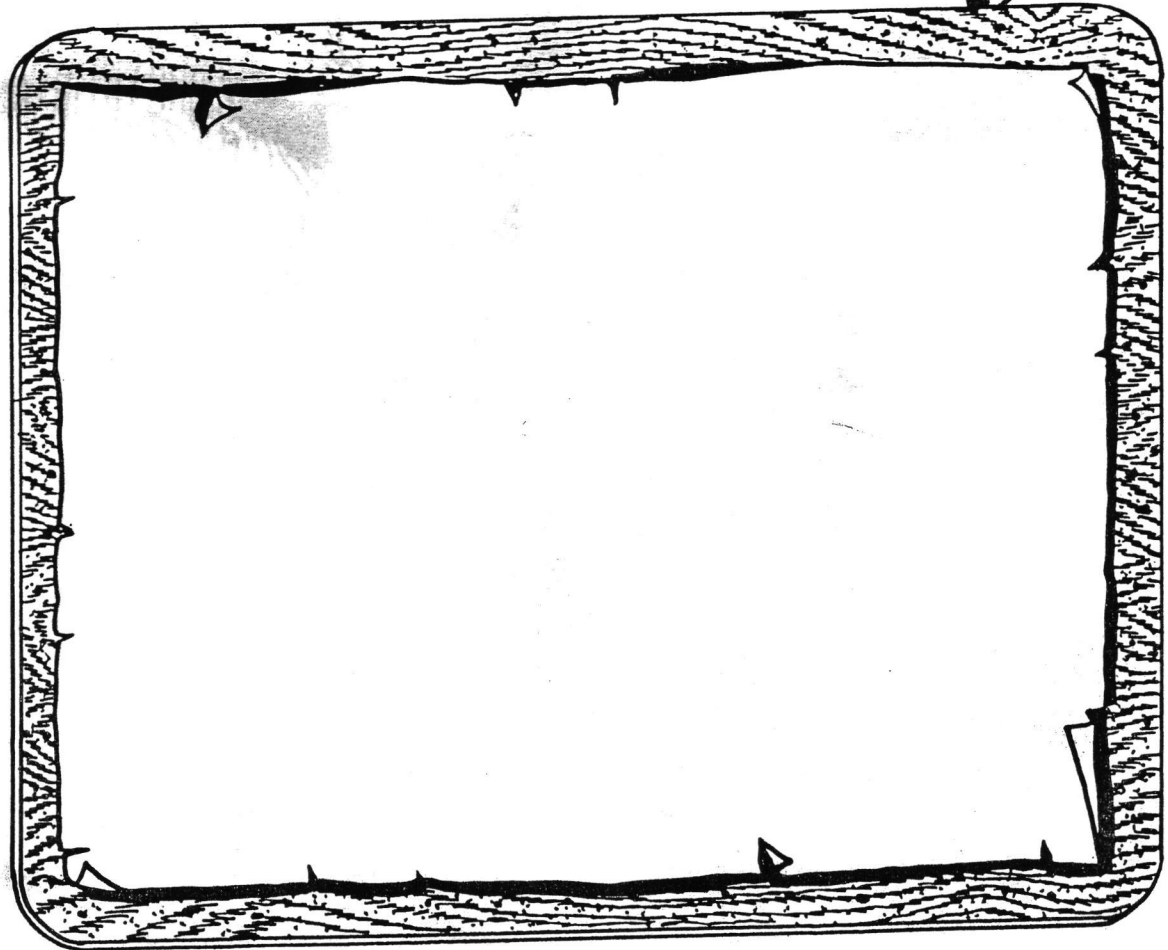
TELL WHICH EXPERIENCE
IN PAUL'S LIFE YOU ENJOYED
READING THE MOST.


DATE _____



B. ON THE MAP ON THE NEXT PAGE, TRACE PAUL'S 3 MISSIONARY TRIPS ACROSS LAND AND SEA.

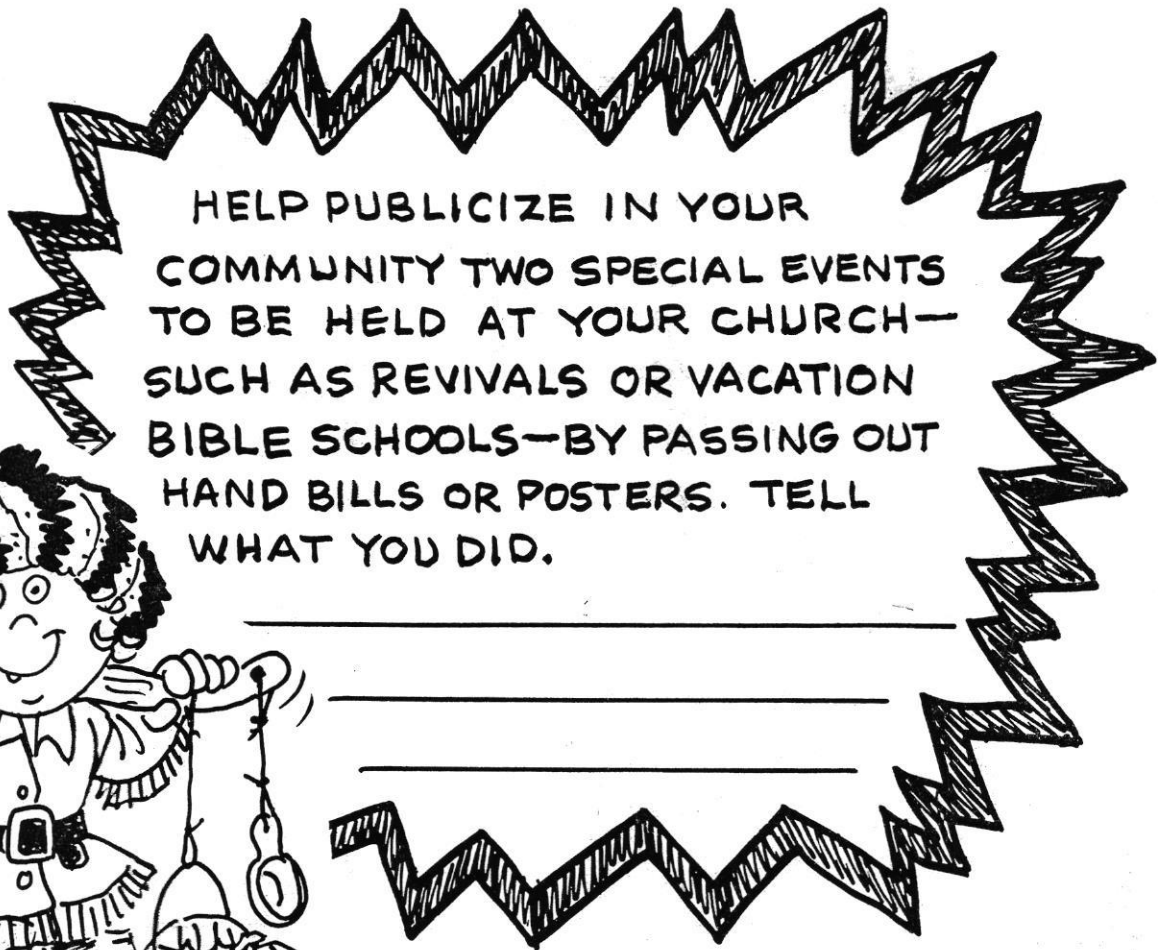
C. ON THIS SIGN TELL WHICH EXPERIENCE IN PAUL'S LIFE YOU ENJOYED READING ABOUT THE MOST.





HELP PUBLICIZE
TWO SPECIAL
EVENTS.

DATE



HELP PUBLICIZE IN YOUR
COMMUNITY TWO SPECIAL EVENTS
TO BE HELD AT YOUR CHURCH—
SUCH AS REVIVALS OR VACATION
BIBLE SCHOOLS—BY PASSING OUT
HAND BILLS OR POSTERS. TELL
WHAT YOU DID.





MAKE A LIST OF THINGS WE BELIEVE.

DATE

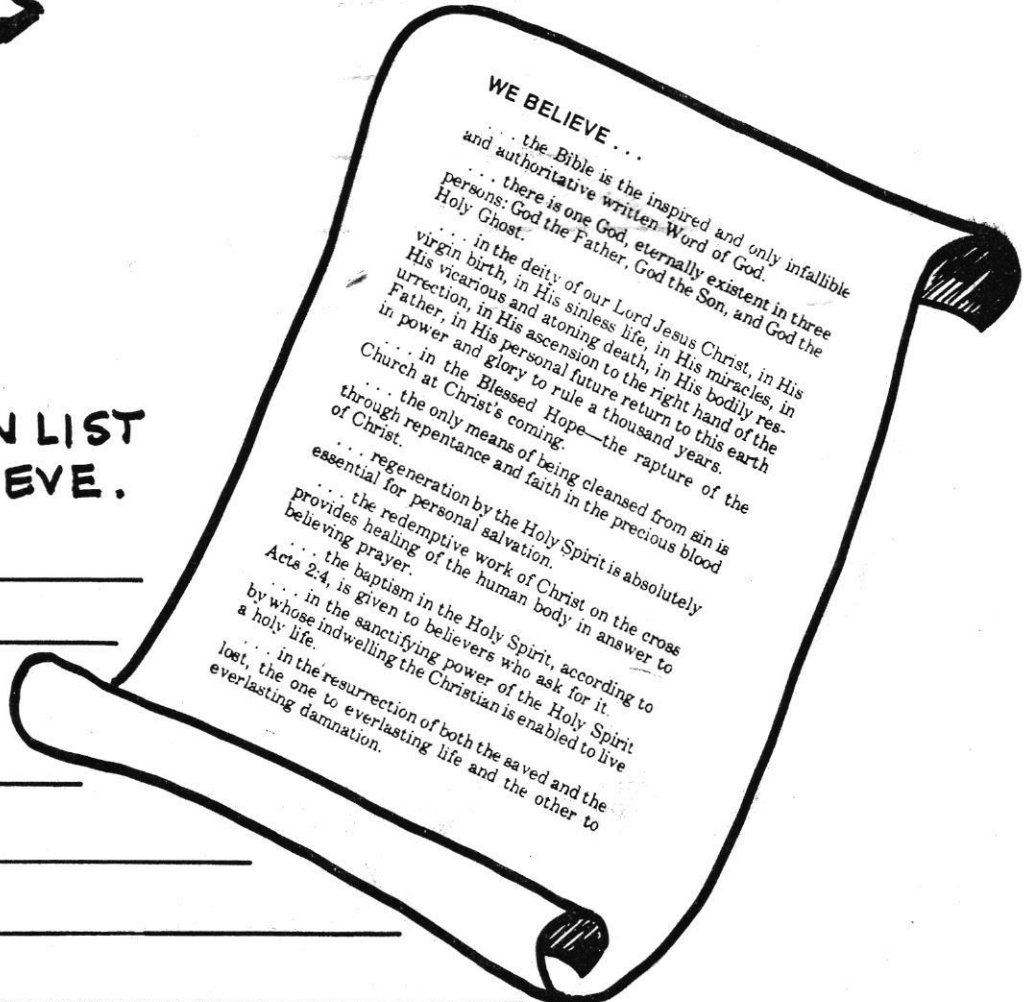
ATTEND SUNDAY SCHOOL FOR SIX MONTHS.

DATE

A. READ THESE STATEMENTS OF FUNDAMENTAL BELIEFS OF THE ASSEMBLIES OF GOD. ASK YOUR PARENTS OR PASTOR TO EXPLAIN ANY YOU DO NOT UNDERSTAND. THEN, MAKE A LIST OF THE THINGS WE BELIEVE.


B. MAKE YOUR OWN LIST OF THINGS WE BELIEVE.

Horizontal lines for writing a list of beliefs.



WE BELIEVE . . .

- . . . the Bible is the inspired and only infallible and authoritative written Word of God.
- . . . there is one God, eternally existent in three persons: God the Father, God the Son, and God the Holy Ghost.
- . . . in the deity of our Lord Jesus Christ, in His virgin birth, in His sinless life, in His miracles, in His vicarious and atoning death, in His bodily resurrection, in His ascension to the right hand of the Father, in His personal future return to this earth in power and glory to rule a thousand years.
- . . . in the Blessed Hope—the rapture of the Church at Christ's coming.
- . . . the only means of being cleansed from sin is through repentance and faith in the precious blood of Christ.
- . . . regeneration by the Holy Spirit is absolutely essential for personal salvation.
- . . . the redemptive work of Christ on the cross provides healing of the human body in answer to believing prayer.
- . . . the baptism in the Holy Spirit, according to Acts 2:4, is given to believers who ask for it by whose indwelling the Christian is enabled to live a holy life.
- . . . in the sanctifying power of the Holy Spirit.
- . . . in the resurrection of both the saved and the lost, the one to everlasting life and the other to everlasting damnation.



EXPLAIN YOUR OUTPOST ORGANIZATION. GIVE THE NAME OF EACH OFFICER.

DATE

Handwritten lines for notes and a date field.

Match the officer with the correct stripes or bars.

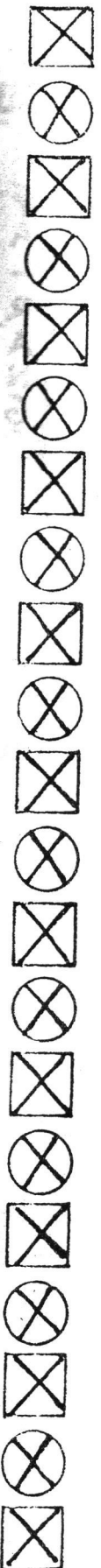

YOUR OUTPOST COMMANDER


LIEUTENANT COMMANDER

SENIOR GUIDE

PATROL GUIDE

ASSISTANT PATROL GUIDE






TELL HOW YOU
HAVE LIVED BY
THE R.R. CODE.

DATE

TELL, BY GIVING EXAMPLES, HOW
YOU HAVE LIVED BY FOUR POINTS
OF THE ROYAL RANGER CODE.

Lined writing area for the student's response.





ADVANCED RATING

WHEN YOU HAVE COMPLETED ALL THESE POINTS AND
HAVE CARRIED YOUR FIRST CLASS RATING FOR 6
MONTHS, YOU WILL RECEIVE YOUR ADVANCED RATING.

As a Royal Ranger Commander, I verify that this Ranger has completed all the requirements needed to earn him the rank of ADVANCED PIONEER.

Date

Commander

Place picture of RR here.

MASTER RATING REQUIREMENTS



Finally! You have made it to the final rating. The Master Rating is the highest rank you can achieve as a Pioneer.

The work is more difficult, and you must use your mind more and more as you go along the trail.

However, don't give up. Keep going along and you will make it to the end of the trail.

YOU CAN MAKE IT!

I
C
A
M
P
C
R
A
F
T

SELECT AND PACK EQUIPMENT FOR A ONE-NIGHT CAMPOUT.
DATE _____

GO ON A CAMPOUT WITH YOUR OUTPOST.
DATE _____

HELP PITCH A TENT.
DATE _____

COOK A MEAL OVER A CAMPFIRE.
DATE _____

SHOW HOW TO SIGHT AND SET A COMPASS. LAYOUT A COURSE.
DATE _____

SHOW HOW TO PLAY TWO OUTDOOR GAMES.
DATE _____

COLLECT AND IDENTIFY LEAVES FROM 5 TREES.
DATE _____

COLLECT AND IDENTIFY 3 KINDS OF WOOD.
DATE _____


IDENTIFY 3 KINDS OF BIRDS OR ANIMALS.
DATE _____



A. TELL HOW YOU KNOW HOW TO SELECT AND PACK EQUIPMENT FOR ONE NIGHT.

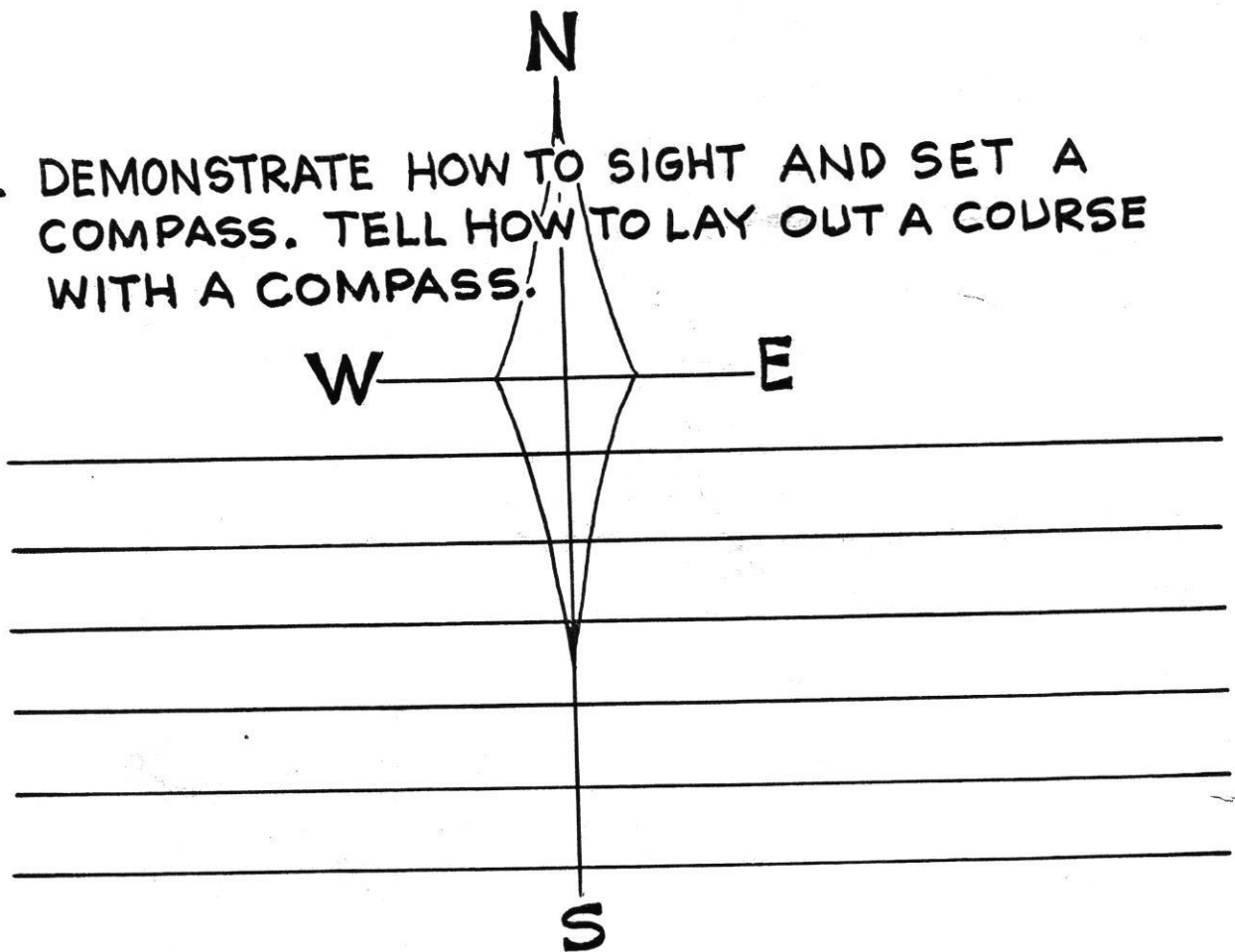
B. TELL WHEN AND WHERE YOU CAMP OUT.

C. TELL HOW YOU HELPED PITCH A TENT.





E. DEMONSTRATE HOW TO SIGHT AND SET A COMPASS. TELL HOW TO LAY OUT A COURSE WITH A COMPASS.



F. GIVE THE RULES TO THE TWO
OUTDOOR GAMES YOU DEMONSTRATED

1. _____

2. _____



G.(1) ON SEPARATE SHEETS,
COLLECT, IDENTIFY, AND
MOUNT LEAVES FROM
FIVE KINDS OF TREES.

A MOUNTING SUGGESTION:
COVER YOUR LEAVES WITH
CLEAR CONTACT PAPER TO
BETTER PRESERVE THEM.
SHOW YOUR COMMANDER
AND OUTPOST
YOUR PROJECT.

G. (2)
COLLECT AND
IDENTIFY A
SAMPLE OF
THREE KINDS
OF WOOD. YOU
COULD MOUNT
YOUR SAMPLES
ON A BOARD FOR
AN ATTRACTIVE
DISPLAY.



G. (3) USE THIS SPACE TO TELL HOW YOU ARE ABLE TO IDENTIFY THREE KINDS OF BIRDS IN THE FIELD.





1. _____



2. _____



3. _____



H. TELL HOW YOU ARE ABLE TO LOCATE THE
BIG DIPPER, LITTLE DIPPER, AND NORTH STAR.



II
FIRST AID

DEMONSTRATE
ARTIFICIAL RESPIRATION

DATE

SHOW FIRST AID FOR
ARTERIAL BLEEDING
OF ARM OR LEG

DATE

FIRST AID FOR
BLISTER ON HEEL

DATE

FIRST AID FOR SKIN
POISONING FROM
POISON PLANTS

DATE

FIRST AID FOR
PUNCTURE WOUNDS
FROM



DATE

ASSEMBLE A FIRST-
AID KIT

DATE

ON THE FOLLOWING PAGES
ARE SOME HELPFUL HINTS
ON HOW TO CARE FOR
VARIOUS INJURIES. FILL
IN THE BLANKS USING
YOUR PIONEER HANDBOOK
FOR HELP.





GIVE BRIEF TALK ON
THE IMPORTANCE OF
LIVING BY THE ROYAL
RANGER CODE.

DATE



MASTER RATING

WHEN YOU HAVE COMPLETED ALL THESE POINTS AND
HAVE CARRIED YOUR ADVANCED RATING FOR 6 MONTHS,
YOU WILL BE AWARDED YOUR MASTER RATING.

As a Royal Ranger Commander, I verify that this Ranger has completed all the requirements needed to earn him the rank of MASTER PIONEER.

Date

Commander

Place picture of RR Award Ceremony here.

One Final Word From Peter

Congratulations! You have finished the course and completed all the needed requirements! There are not many boys who will go as far on the trail as you! Good for you!

Now, as you continue on the Trail Blazer Program, do not forget the things you have learned along the Pioneer Trail.

God's Word is your most important possession. Keep it always in your pack, and remember to read it daily so you will know God's way for you to go.

PIONEER RECRUIT

RR

SECOND CLASS

RR

FIRST CLASS



ADVANCED RATING

MASTER RATING

RR

SEE YOU
ON THE
TRAIL!



ANSWER KEY

Page 12: MEANING OF EMBLEM:

GOLD POINTS: Physical, Spiritual, Mental, Social

RED POINTS: Salvation, Holy Spirit, Healing, Rapture

BLUE POINTS: Alert, Clean, Honest, Courageous, Loyal, Courteous, Obedient, Spiritual

Page 13: A ROYAL RANGER IS: Alert, Clean, Honest, Courageous, Loyal, Courteous, Obedient, Spiritual

Page 14: ROYAL RANGERS MOTTO: "Ready." Meaning: Ready for anything; Ready to: work, play, serve, obey, worship, live.

ROYAL RANGERS PLEDGE: With God's help, I will do my best to: serve God, my church, and my fellowman. To live by the Ranger Code. To make the Golden Rule my daily rule.

THE GOLDEN RULE: "Whatsoever ye would that men should do to you, do ye even so to them" (Matthew 7:12).

Page 16:

L	A	U	T	I	R	I	P	S	X	A	N	G	F
C	M	Z	P	A	E	H	J	D	S	W	Y	A	
N	O	P	L	C	O	U	R	T	E	O	U	S	C
E	R	Z	A	L	M	A	K	S	U	C	B	A	T
A	T	A	D	G	E	N	R	O	N	I	S	M	P
R	C	L	E	A	N	F	A	H	R	U	G	D	A
N	O	E	B	J	P	U	N	I	O	Z	J	T	V
G	S	R	L	Q	A	M	T	E	G	A	Y	N	C
O	M	T	F	X	E	U	G	R	A	T	B	E	S
N	P	R	L	O	Y	A	L	O	X	S	N	I	G
X	A	N	Z	C	H	T	S	W	E	T	D	A	
B	L	F	A	U	B	V	N	B	C	N	S	E	R
G	O	J	O	R	L	A	I	G	F	O	D	B	U
F	N	C	P	T	M	O	C	L	A	H	R	O	S

Page 17: 3, 6, 1, 7, 5, 2, 4, 12, 11, 8, 13, 10, 9, 14

Page 18: 1. To prevent infection; 2. Soap & water, antiseptic, Band-Aid. 3. Use the telephone and dial the emergency number found on the first page in the telephone book.

Page 20: Pray, Read God's Word, Witness


Page 22: "That whosoever believeth in him should not perish but have eternal life."

Page 23: "For God so loved the world that he gave his only begotten Son that whosoever believeth in him should not perish but have everlasting life."

Page 24: "For God sent not his Son into the world to condemn the world but that the world through him might be saved."

Page 35: Cardinal, Flamingo, Owl

Page 40:



- Page 41:
1. Stay put, don't leave.
 2. Make noise, shout, whistle.
 3. Build fire for smoke; flash mirror in the sun.

- Page 42:
1. Pressure
 2. Clean and cover
 3. Call for help
- Give first aid

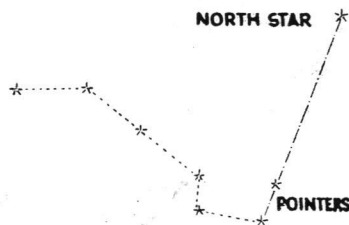
- Page 54:
- A. Several layers of clothing (sweatshirts, sweaters, shirts, coats, etc.), hat, long pants, good walking shoes or hiking boots.
 - B. Use the correct side of the road, wear bright clothing, watch for traffic.

- Page 55:
- A. Garbage Disposal: Burn or carry away all garbage and waste.
 - G.

FIND NORTH BY THE STARS

Here is an easy method to find the North Star. First find the Big Dipper. Then look at the two stars that form the side of the dipper away from the handle. These two stars are called the pointers because they point to the North Star.

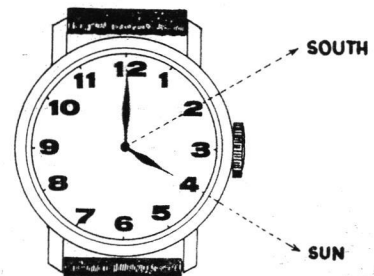
When you have found the North Star you know its direction is north.



FINDING DIRECTIONS WITH YOUR WATCH

You know the sun rises in the east, sets in the west, and is straight or due south just at noon.

Now if you have a watch, here is a way to find the direction of south. Lay the watch flat with the hour hand pointing toward the sun. South is then midway between the hour hand and 12.

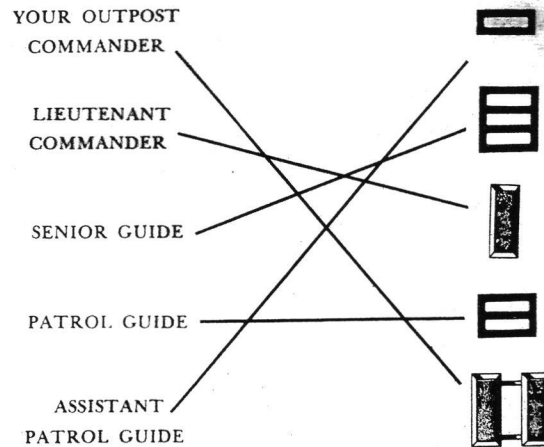


- Page 61:
- A. Remove stinger (if necessary), use anti-sting or anti-itch medication.
 - B. Apply cold, wet application or ice bag during first half-hour. Keep elevated, do not walk on sprain until it is supported.

- C. Lay person down, raise feet higher than head. Keep warm.
- D. Don't move a person who may have a head or back injury.

Page 66: Ephesians 6:1; Exodus 20:12 (These are suggested Scripture verses, others may be used.)

Page 67:



Page 71: A. Items needed first should always be at the top of the pack or in an inside pocket where you can easily get to them when needed. Balance the weight in the pack so it will ride easily. Pack items in separate bags, such as an extra change of clothing and food for each meal. Be sure no loose or projecting item is on the outside of the pack to snag or hamper you on a narrow trail. Use a checklist to make sure you have included everything you need in the pack.

Page 72: E. See *Adventures in Camping*, pages 96-110.

Page 75: See *Adventures in Camping*, page 112.

- Page 77:
1. foreign, mouth
 2. back, chin, upward
 3. jaw, jutting-out
 4. mouth, tightly, pinch, shut
 5. blow, air exchange, head, jaw
 6. quickly, side, sharp, shoulder blades

- Page 78:
1. shut, flow, pressure, pump
 2. pressure points
 3. hand, bone, vessel

- Page 79:
- Blister: 1. wash, soap, water
2. cover, dressing
- Poison Plants: 1. wash, soap, water
2. rubbing alcohol
3. calamine, baking soda, itching

Splinters: 1. tweezers
2. antiseptic, wound

Page 80: 1. A roll of gauze bandage
2. Two- to four-inch gauze pads
3. Triangular bandages
4. Ammonia ampules
5. Calamine lotion
6. Rubbing alcohol
7. Iodine or halazone tablets
8. Adhesive tape
9. Bar of soap
10. Band-Aids

Page 82: 1. Romans 3:23
2. Romans 6:23
3. John 3:16
4. Luke 13:3
5. Acts 16:31

Page 83: John 3:16
John 14:6
John 6:37
John 1:12
Romans 3:23
Romans 8:16 or 6:23
Romans 10:9, 10
Romans 10:13
Acts 16:31
1 John 1:9
Ephesians 2:8, 9
2 Corinthians 5:17

(These are suggested Scripture verses and may vary with each boy's answer.)