



Royal Rangers Uniform Guide



February 2018 Edition



Johnnie Barnes
*First Royal Rangers
National Director*

The Importance of Wearing a Correct Uniform

Since 1962, the Royal Rangers uniform has been an ever changing representation of this ministry to boys. The uniform has had many adjustments, additions and subtractions, but it has never changed what it represents.

Every athletic team in our nation has very precise standards for how and when a particular uniform is worn. They take great care in making sure that the entire team meets the standards and presents themselves in a uniform fashion. You will agree, a uniformed team looks impressive when they take the field. Because their uniform is identical to the other members of the team, it is not hard to know what team they play for.

As Royal Rangers we have a number of options for uniforms to fit our local church, district and beyond. Although there may be some wiggle room on a special uniform, there are very precise guidelines for the utility uniform and dress uniform. It is important that every person involved in the Royal Rangers ministry reflect our most current guidelines when wearing our uniform.

Why concern yourself about wearing it properly? Why go to all the effort to ensure that all uniforms meet the national standards for wear? Because when we slide that shirt on our shoulders and button it up, we no longer just represent ourselves. We become a standard bearer for a ministry that has reached thousands of boys for Christ over our 50+ year history. We represent every Royal Ranger who wears that same uniform across America and around the globe. And what form does that standard take? It is the Royal Rangers uniform.

Every patch, pin and medallion has a place. This guideline will help ensure that you are always correct when you wear your Royal Rangers uniform.

When you wear a correctly assembled Royal Rangers Uniform, you can take pride in knowing that you stand with thousands of others who do the same.

A statement from the first uniform guidebook written by our founder and first national director Johnnie Barnes still applies today:

“Wear your uniform correctly and proudly!”

Table of Contents

The Importance of Wearing a Correct Uniform	2
Uniform Options.....	4
Leader’s Uniform Guidelines	5
Leader’s Patch Format Uniform	6
Leaders PIN Format Uniform	7
Leaders Training Insignia	9
Leaders Sleeve Insignia	10
Leaders Collar Insignia.....	13
Leaders Awards Vest	14
Formal Uniform.....	16
Leaders Headgear.....	17
Proper Uniform Wear.....	18
Leader Awards	20
Gold Medal of Achievement (GMA).....	22
Affiliate Programs & Insignia	23
International Uniforms	24
Boy’s Uniform Guidelines	25
Boys Patch Format Uniform	26
Boys PIN Format Uniform	28
Boys Sleeve Insignia	29
Boys Training Insignia	31
Boys Headgear.....	32
Boys Name Tags.....	33
Boys Awards.....	34
Additional Considerations.....	36
Boys Awards Vests.....	37

Royal Rangers® the Royal Rangers emblem, and all associated group names and logos are owned by Gospel Publishing House. Use of these names and logos as well as the right to establish or conduct a Royal Rangers program is subject to the terms and conditions defined on the Royal Rangers website at RoyalRangers.com.

© 2018 by National Royal Rangers Ministries, 1445 N. Boonville Ave., Springfield, Missouri 65802, All rights reserved. No part of this book may be reproduced, stored in a retrieval system, or transmitted in any form or by any means— electronic, mechanical, photocopy, recording, or otherwise — without prior written permission of the copyright owner except brief quotations used in conjunction with reviews in magazines or newspapers.

The National Royal Rangers Office expresses special appreciation to Anthony Hubbard for his considerable effort in putting together this uniform guide.

Uniform Options

In order to provide options to the local church, the Royal Rangers program provides multiple uniform options for use in the outpost. There are three “uniforms” that utilize the Royal Rangers patches and insignia. They are the Utility Uniform, Dress Uniform, and the Awards Vest.

Two additional types of uniforms are also available that do not utilize official Royal Rangers insignia: the Formal Uniform and the Special Uniform.

The Formal Uniform is for those occasions that require a formal presentation in uniform and is worn by leaders only. The Formal Uniform is an option that leaders can use for special awards presentations or when a the occasion calls for a formal dress. Details on the formal uniform can be found on page 16 of this guide.

The Special Uniform is not so much a “uniform” as it is customized sports wear, such as official Royal Rangers printed T-shirt, custom T-shirts, customized sports wear, business attire such as a knit shirt or embroidered dress shirts. When creating your own Royal Rangers Special Uniforms, be sure and follow all copyright information concerning the use of all Royal Rangers and age group insignia. This information can be found on the National Royal Rangers website.

Note that no Royal Rangers awards or insignia are worn on the special uniform.

The Utility Uniform

As the name implies, it is an all purpose “utility” shirt and is the most common of the Royal Ranger uniform options. The utility shirt is designed with a square cut that is even around the lower hem of the shirt, designating it as a style of shirt that is designed to be worn un-tucked.

The utility shirt can be worn in either patch or pin format, tucked in or un-tucked. It can be worn with Tac pants, blue jeans or shorts.

The Utility Uniform is the only shirt that should be worn in patch format and is produced and sold by My Healthy Church.

Dress Uniform

The dress uniform represents a more traditional full-khaki uniform style. This uniform can be the more formal polyester-gabardine police style, or the basic cotton khaki work uniform. When wearing this uniform, the color of the pants and the shirt must match. Mis-matched shades should not be worn. Short sleeves are not worn with the dress uniform.

The pin format is the only format for the dress uniform. This means that the dress khaki shirt cannot be worn with Tac pants, jeans or shorts, or worn un-tucked. The dress uniform pin format is identical to the pin format on the utility uniform.

Note— Ranger Kids and Discovery Rangers do not wear the dress uniform.

Awards Vest


The awards vest is the third “uniform” option for the local outpost. The patches, pins and insignia that are worn on the utility and dress uniforms are also worn on the vest. The insignia layout for the vest is included in this guideline. Awards Vests may be worn with the Utility Uniform or with a Royal Rangers T-shirt.

Note- Royal Rangers patches, pins and all insignia are only to be worn on the Utility or Dress uniforms or Awards Vest. Wearing Royal Rangers patches, pins and insignia on any other type of uniform is not authorized and should be avoided and discouraged.




Leaders Uniform Guidelines

Leaders Patch Format Uniform *Utility Uniform only*



Right Pocket



Left Pocket

Right Pocket

- Royal Rangers Leaders Name Tab- (Ranger Kids, Discover Rangers, Adventure Rangers and Expedition Rangers Name Tabs are reserved for Royal Ranger boys) Worn centered sitting on the top of the pocket flap.
- Name Tag- In patch format, no name tag is worn.
- Affiliate Programs Patch- If a member of an official Royal Rangers affiliate program, an approved patch may be worn centered 1/2" above the Royal Rangers Leaders Name Tab. See page 23 for a list of approved affiliate programs & patches.
- Event Patch- Any patch from any Royal Rangers event may be worn here. Patch should be centered top to bottom, side to side
- Patches from other organizations are not worn on the Royal Rangers uniform.

Left Pocket

- Training Event Patch- Any training patch from any training event that you have personally attended may be worn here. See page 9 for a full list patches authorized to be worn on this pocket.
- Nothing is worn above the pocket in patch format.


Shirt may be tucked in or un-tucked. Sleeves may be rolled up or down. If sleeves are rolled up, they should be fastened with the sleeve tab. Any color T-shirt may be worn underneath.

May be worn with or without a bolo tie.

Can be worn with blue jeans, shorts, or Tac pants. If worn with Tac pants, the black web belt with silver buckle must be worn.

Leaders Pin Format Uniform

Utility or Dress Uniforms



Right Pocket



Left Pocket

Right Pocket

- Royal Rangers Leaders Name Tab- Worn centered sitting on the top of the pocket flap.
- Name Tag- Leaders may wear an engraved name tag just below the Royal Rangers Name Tab. Sew page 19 for details.
- FCF Pin- If a Ranger Leader is a member of FCF, he will wear an FCF advancement pin centered above the Royal Rangers Leaders Name Tab. Trappers Brigade pins may also be worn with the FCF pin.
- An affiliate program patch may be worn in pin format in place of the FCF pin.
- Event Patch- Any patch from any Royal Rangers event may be worn here. Patch should be centered top to bottom, side to side.
- Patches from other organizations are not worn on the Royal Rangers uniform.

Left Pocket

- Training Event Patch- Any training patch from any training event that you have personally attended may be worn here. See page 9 of this guide for a full list patches authorized to be worn on this pocket.
- Award Ribbons- Leaders may wear up to 18 award ribbons, 6 rows of 3 ribbons. See pages 20-21 of this guide for an order of wear list.
- Medal- Leaders may elect to wear one award medal just below the award ribbons. If a medal is worn, the corresponding award ribbon should not be worn.
- Affiliate Pin- Leaders may wear a pin representing an affiliate program, centered 1/2" above the award ribbons. See page 23 for a list of official affiliate programs & insignia.

Leaders Pin Format – Continued


Additional Details for the Pin format uniform

Utility Uniform– Sleeves must be rolled down, shirt tucked in with a bolo tie. Any color t-shirt may be worn.

Dress Uniform– Long sleeves, tucked in with a bolo tie, white t-shirt worn under the uniform.

Trousers-

- Tac pants with black web belt with silver buckle, black shoes with black socks
- Blue Jeans
- Matching khaki pants for the dress uniform with tan web belt with brass buckle, black shoes with black socks.
- Shorts are not worn with a pin format uniform.



All three displays are correct for a Pin Format Utility or Dress Uniform



Incorrect Displays

No more than one medal may be worn at any time on a Royal Rangers Uniform and may only be worn on the Utility and Dress uniform in pin format. When an award medal is worn, the corresponding award ribbon is not worn on the ribbon display. Multiple medals may be worn only on the Awards Vest as per the guidelines found in this document.

Medals from other organizations may not be worn on the Royal Rangers uniform, e.g. the BSA Eagle Scout award, Cub Scouts Arrow of Light, Pinewood Derby Medals, JROTC Medals or Sport Medals.

Only official Royal Rangers awards and patches may be worn on the Royal Rangers uniforms. This includes the Utility, Dress, Formal uniforms and the awards vest.

Unless otherwise noted on page 20-21 leaders do not wear boys medals on their uniforms.

Leaders Left Pocket- Training Insignia



The left pocket of a leaders utility or dress uniform is reserved for training insignia that the leader has personally attended. Training insignia is also worn on the awards vest as shown on page 14.

Nationally approved training event insignia:

- Historic training event patches – NTC, ANTC, RKTC, NCE, NTT, WNTC and the LMA patch.
- Current training insignia (as pictured below) - Ranger Basics, Ranger Essentials, Ranger Safety, The Medal of Excellence, National Ranger Ministry Camp, National Elementary Educational Conference, World Class Outpost, The Johnnie Barnes Excellence Initiative, Training Academy, National Academy, Advanced Academy and Academy Instructor.

Training insignia is worn centered side to side and top to bottom under the pocket flap. Only one training patch is worn at a time and is not worn on the sleeve or the right pocket. Leaders do not wear the Jr. Camps or Action Camps insignia on their Utility or Dress uniforms.

Action Camps insignia may be displayed on the Leaders Awards Vest as pictured on page 12 of this guide.



Leaders Right Sleeve

Worn the same for Utility and Dress Uniforms in Patch or Pin Format.



Geographic Patch & Outpost Numerals



Proper display of the geographic patch with one, two or three outpost numbers. Also displayed is the correct position of the district staff patch worn in conjunction with the geographic patch. In each case, the numbers should touch the geographic patch and each other with no spacing between. The same applies to the district staff patch. The staff patch and outpost numerals are not worn at the same time. Correct wear of both are pictured here. **Use of the old curved district strip and large numbers is incorrect wear and should not be worn.**

Outpost Leader Advancement Level



Proper display of OLAL award patches. The first patch earned is worn 1/2" below the lower edge of the outpost numbers, district or national staff patch. The Ready Leader and Safety Leader patches may both be worn in the first position, depending on which is earned first. When both the Ready and Safety Leader awards are earned, the order descends as follows: Ready, Safety, Trained. The Advanced patch replaces the previous three and is worn in the same position.

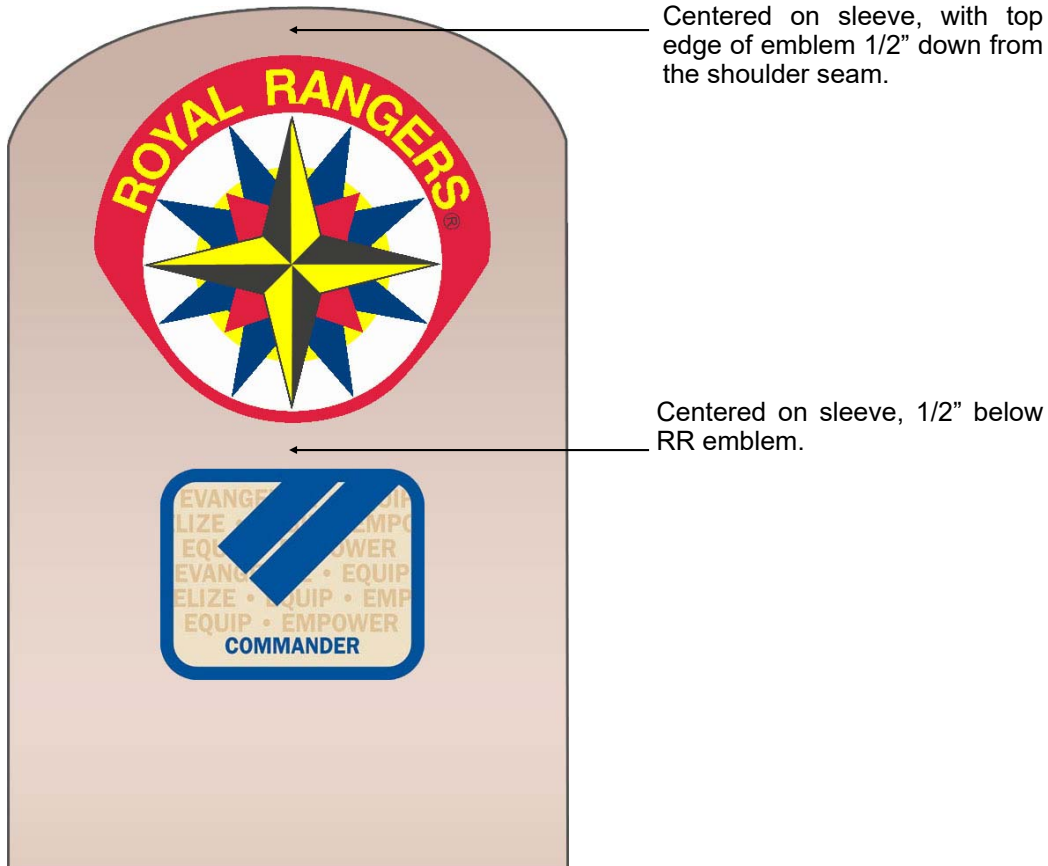
Organizational Leaders Track Patches



Proper display of OLT Award patches. Bronze is worn 1/2" below the lower edge of the outpost numbers, district or national staff patch in the first position following a descending order: Bronze, Silver, Gold. The Platinum patch replaces the previous three and is worn in the same position.

Leaders Left Sleeve


Worn the same for Utility and Dress Uniforms in Patch or Pin Format.



Depending upon the position held at the local church, the local office patches to the right are worn by Royal Ranger Leaders.

For more information concerning these leadership positions, consult the Royal Rangers leaders Manual.


***Note* Boys leadership insignia are not worn by adult Royal Rangers Leaders.**



Leader's Collar Insignia

Worn the same for Utility and Dress Uniforms in Patch or Pin Format.

Collar insignia should be 1/2" from the front edge of the collar and 1/2" from the bottom edge of the collar.



The axis of the starburst should be parallel to the edge of the collar

Only position insignia for adult Organizational Leaders may be worn on the collar.

Pins should be worn on the Dress Uniform and patches on the Utility Uniform in PATCH format.

When wearing the Utility Uniform in PIN format, patches or pins are acceptable wear.

Insignia should be worn 1/2 inch from leading edge of collar and 1/2 inch from bottom edge, axis running parallel with leading edge.

Leaders not serving in any organizational leadership position will wear no insignia on collar.

No other collar insignia is authorized to be worn.

Historical leadership insignia (commanders bars, oak leaves, eagles or LTA instructor insignia) should not be worn.



District Staff



District Executive Staff



National Staff



National Executive Staff

Leaders Vest

LEADERS VEST FRONT

Royal Rangers Emblem, centered, 3" down from top seam.

Local office insignia, centered or evenly spaced, in one row, arranged in any order.

Instructor patches, centered or evenly spaced.

Leader training patches, centered or evenly spaced, in one or more rows, arranged in any order.

Action Camp patches start at least two inches from bottom of vest. First patch placed close to the inside edge of the vest. Succeeding patches touch side to side and top to bottom.

NOTE: Vertical and horizontal spacing may vary as needed based on the size of the vest and number of items being displayed.

Wearer's Right

Wearer's Left

Group emblem, centered, 3" down from top seam.
Leaders wear the emblem of the group they work with.
Outpost coordinator and Outpost Committee members may wear any group emblem.
FCF pin centered.
Personal name tag, engraved plastic, 3/4" x 3", navy blue with white lettering. 2 lines of text, name and position.
Award medals, maximum of nine in three rows of three, centered or evenly spaced, as space allows. Refer to national Royal Rangers Web site for order of wear.
Activity patches in one or more rows along bottom.

NOTE: Vertical and horizontal spacing may vary as needed based on the size of the vest and number of items being displayed.


VEST BACK



Activity patches arranged in multiple rows in any order, with sides touching.



NOTE: Vertical and horizontal spacing may vary as needed based on the size of the vest and number of items being displayed.



Formal Uniform



Royal Rangers
Gold Lapel Pin
(optional)

Metallic Gold
Leaders Name Tag



Royal Ranger Leaders
Gold Metallic Name Tag
Metallic gold engraved name tag with black
lettering, featuring the line-art Royal
Rangers emblem, with 2 or 3 lines of text,
name & position, 3" W x 1.5" H

— *Name tag is available from —*
My Healthy Church

Blazer— Any two or three button navy blazer with notched lapels may be worn. These can be purchased locally at any men's dress clothing store. Buttons may be any blazer button. No epaulettes are worn on the shoulders, no insignia is worn on the blazer.

The leaders gold metallic name tag is worn just below the outer breast pocket centered below the lower edge of the pocket. This should be horizontal to the lower edge of the hem of the coat.

The gold Royal Rangers lapel pin may be worn on the left lapel in the boutonniere hole.

Shirt— White long sleeved dress shirt. Button or French Cuff. If French Cuffs are worn, silver cuff links should be worn.

Tie— Solid Navy blue four in hand tie.

Trousers— Charcoal grey trousers. May be plain front/plain bottom or pleated front/cuffed bottom.

Belt— Black leather dress belt with silver buckle.

Shoes— Black dress shoes with black socks.

No award medals or any other Royal Rangers insignia are worn on the Formal Uniform. No headgear is worn with this formal uniform. The Formal Uniform is not worn by Royal Ranger boys.

For information on ladies wear of the formal uniform, refer to the National Royal Rangers website.

Leaders Head Gear

Royal Ranger Leaders have variety of head gear options. Head gear that is authorized for wear with the Utility, Dress, or special uniform:

Ball Caps: The official Royal Rangers Ball cap, the National Training Event Ball Cap, ball caps developed for specific camps e.g. National Camporama, National Rendezvous, district pow wow, a special Outpost ball cap, etc. Insignia approved for wear with the national training event ball cap: Mini NRMC or NEEC patch or Instructor insignia (Training Academy, National Academy, Advanced Academy, Academy Instructor insignia with Velcro™ backing)

Field Hats: The wool or mesh top field hat may be worn with the Royal Rangers field hat pin, centered on the front of the field hat. Royal Rangers Leaders who are instructors may wear the field hat instructor insignia in place of the Royal Rangers field hat pin. No other pins are worn on the field hat.

Cowboy hats, campaign hats, colored cords, envelop hats, berets, or any other style of hat are not authorized to be worn with the Royal Rangers Utility or Dress uniform, and should not be worn. These hats may be worn only with the special uniform.

RR Ball Cap



Special Event Ball Cap



Wool Field Hat



Mesh Top Field Hat



National Training Ball Cap



Proper Uniform Wear

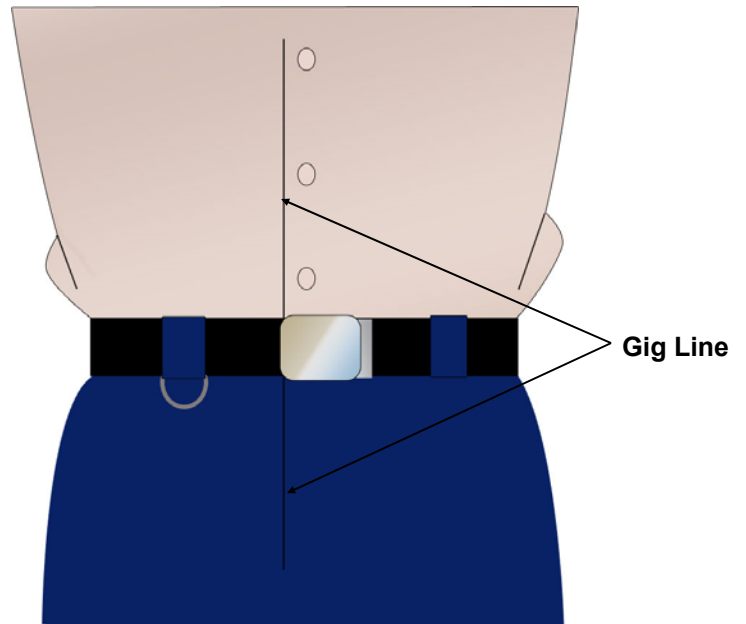
The Gig Line

When wearing the uniform tucked in, a correct gig line should be worn. The gig line is the line that is formed when the edge of the shirt is lined up with the trailing edge of the belt buckle and the edge of the fly on the Tac pants.

The tip of the belt buckle should only protrude to the edge of the buckle so that no part of the web belt is visible.

Trousers should be worn at the waist just below the navel to achieve a proper gig line.

Remember, if any medals or pins are worn on the uniform, the shirt must be tucked in and a bolo tie is worn!




Tac Pant/Trouser Length

When you purchase a pair of Tac Pants, they will arrive un-hemmed. They will need to be taken to a alterations shop to be hemmed to the proper length for you. Stores that sell men's suits also provide this service for a fee. The proper wear for the Tac Pants is plain bottom with a blind hem.


The rear length of the trousers should reach just above the top of the heel of the shoes that you will be wearing with the trousers. The front of the trousers should have a slight break in the fabric. Never wear your pants too short or too long. The proper ratio is for the back to be 1/2" to 3/4" lower than the front.

Trouser leg that are too short makes one look goofy and comical, too long makes one look sloppy and unkempt. Wearing your Tac Pants at a proper length with a proper fit will give a professional look when you wear them.


Trousers for the Dress uniform and the Formal Uniform should be worn in the same manner.



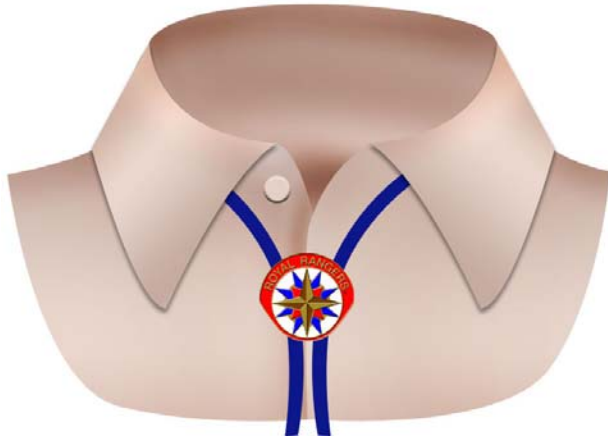
Correct



Too Short



Too Long



Wearing a Bolo Tie

When wearing a pin format uniform, a bolo tie is required wear.

Bolo ties are worn with an open collar, with the top button un-buttoned.

The bolo slide is positioned directly over the second button (the first that is buttoned) and the tips of the bolo tie should hang evenly.

Any bolo tie produced by My Healthy Church, a district event or made by the local outpost is acceptable wear. RMA Instructor bolo ties are available for wear with the Utility and Dress uniforms.

No dress ties are worn with the Utility or Dress Uniforms.

Leaders Name Tag

Name Tags that are worn with the pin format Utility Uniform or the Dress Uniform can be produced at a local engravers or trophy shop.

The name tags should follow these guidelines:

Size– 3 inches long by 3/4 inches tall (3"x3/4")
Color– Navy Blue with White lettering and border.
Font Type– Times New Roman or Arial
Type Size– Best fit for the name and title. The name should be slightly larger than the title
Backing– users choice



Information on the Gold Formal Uniform name tag can be found on page 14.

Velcro™ Footprints

A number of Royal Rangers patches employ a Velcro™ footprint for ease of changing patches. When wearing a patch that has Velcro™ attached, it should be worn with the corresponding footprint sewn to the uniform. The footprint should match the shape of the patch being worn. No Velcro™ should remain uncovered after affixing the patch to the uniform.

For example, if a leader has earned the Advanced OLAL and then earned the Bronze level of the OLT, he should remove the larger footprint of the Advanced patch and affix the smaller footprint of the Bronze OLT patch. This helps keep the uniform looking sharp and clean.

To wear a footprint of the wrong shape and have the footprint exposed is incorrect wear, in poor taste and makes the uniform look sloppy. Always wear the correct footprint with the corresponding patch.

Adult Leader Awards



#1

#2

#3

#4

#5

#6



#7

#8

#9

#10

#11

#12



#13

#14

#15

#16

#17

#18



#19

#20

#21

#22

#23

#24

Leaders Awards Order of Wear

1. Medal of Valor
2. Medal of Courage
3. Gold Medal of Achievement, with Merit or Honors (See GMA Variations Page for more information)
4. National Medal of Merit
5. FCF Flame of Honor
6. RRA Lifetime Service Award
7. National Outstanding Service Award
8. Medal of Excellence
9. Missions Project Award
10. National Executive Leadership Award or Leaders Gold Star Award (pre 2009 award)
11. National Leadership Award or Leaders Gold Eagle Award (pre 2009 award)
12. District Medal of Merit
13. District Outstanding Service Award
14. District Executive Leadership Award or Silver Eagle or Silver Cluster Award (pre 2009 award)
15. District Leadership Award or Gold Cluster or Silver Cluster Award (pre 2009 award)
16. Pastors Award
17. Outpost Coordinator's Award
18. Outpost Leadership Award
19. Outpost Service Award
20. Historical Training Ribbon– Leaders who earned award may wear one of the following: Gold LMA, Blue LMA or Red LMA
21. Trail of the Saber Award (if earned as a boy)
22. Special Service Award
23. National Continuous Learning Ribbon
24. District Continuous Learning Ribbon
25. Highest Advancement Award earned as a boy if the GMA was not earned.

Leaders may not wear the boys merit ribbons (Orange, Blue, Red, Brown, Green, Gold, Silver or Sky Blue).

Leaders Award Ribbons

Leaders may wear a maximum of 18 ribbons, 6 rows of 3 ribbons. It is the leaders choice to wear less than 18 according to his preference.

These are worn with the pin format only and may be worn in conjunction with a single award medal. If the medal is worn, the corresponding ribbon is not worn.

When starting a new row of ribbons, the next row always starts at the center. (fig. 1) When adding a new ribbon, the ribbons always shift to the left and stay centered. (fig. 2)




Figure 1



Figure 2

Gold Medal of Achievement Wear



GMA with Honor



GMA with Merit



Gold Medal of Achievement



Honor GMA– Black Frame (2009-2015)



GMA Gold Frame with Silver Buffalos (2009-2015)



GMA– Silver Frame with Gold Buffalos (2002-2009)



GMA– Silver Frame with Gold and Silver Buffalos (Pre 2002)

Over the years, the Gold Medal of Achievement has seen many adjustments to how the award was earned to meet the needs of the young men in Royal Rangers at that time.

Part of the adjustments were in design and presentation.

While the position of the GMA in the order of wear remains the same, there are several variations on how the GMA medal or ribbon is worn.

These are dependent upon when the medal was earned by the wearer.

As shown, the GMA ribbon currently has seven different variations that could be displayed on a pin format utility or dress uniform.

Only one may be worn in the GMA position at any given time. (for a short time a young man could have earned two identical ribbons during 2009-2015, the GMA and the Honor GMA). No more than three stars are worn on the ribbon.

The award medal is worn as shown, only when the ribbon is not worn in the ribbon stack, and only one medal is worn at any given time.

GMA Recipients who earned their GMA before 2002 may substitute the medal with the READY bar and wear the Buffalo awards they earned.

Although more than two Gold or Silver Buffalos could be earned during the period that Buffalos were worn on the GMA, no more than two buffalo awards are worn on a medal at any time.



Affiliate Programs & Insignia

Affiliate programs are those aspects of the Royal Rangers program that operate under a unique leadership structure in pursuit of objectives in support of the larger Royal Rangers program. Royal Rangers affiliate programs currently include the following:

- Frontiersman Camping Fellowship (FCF)
- Royal Rangers Alumni (RRA)
- Pathfinder Missions
- National Shooting Sports Program (NSSP)

Although these programs operate with a degree of independence in the pursuit of their objectives they serve as integral parts of the national Royal Rangers program under the executive leadership of the National Director of Royal Rangers USA.

Individuals who are members of Royal Rangers outposts chartered within the USA may wear insignia on their Royal Rangers USA uniform representing their membership in an affiliate program according to the following standards:

- Affiliate program insignia may be worn by boys or leaders.
- Only insignia representing official national affiliate programs may be worn on the uniform
- Only insignia approved by the national office as representing these programs may be worn
- Insignia must be worn in accordance with the official Royal Rangers Patch & Pin Placement Guide.

Royal Rangers International (RRI)

Due to its establishment as a ministry of the Assemblies of God Division of World Missions, Royal Rangers international (RRI) is not an affiliate program of Royal Rangers USA but operates as a missions program of AG World Missions. However, due to its unique mission and relationship with Royal Rangers USA, insignia for RRI may be worn on the Royal Rangers USA uniform as an affiliate program according to the standards prescribed above.



International Uniforms

The Royal Rangers program is currently in use in nearly 100 nations of the world. In order to enable each nation to provide a form of the program that most adequately meets the unique aspects of their culture a significant degree of flexibility is allowed. This flexibility has naturally resulted in some degree of diversity among the programs of different nations. One area where this diversity is evident is in the format of the Royal Rangers uniform.

In an effort to provide guidance to leaders or boys who may participate in Royal Rangers events outside the USA, the following guidelines have been established.

Affiliation

A Royal Rangers leader or boy is considered to be “affiliated” with the Royal Rangers program of the nation with which his church is affiliated. His uniforms must therefore reflect the official Royal Rangers standards of the nation with which he is affiliated.

Leaders serving in international roles should wear uniforms that reflect the standards of the organization they serve.

Uniforms Worn in International Events

Individuals may only wear uniforms that represent their official Royal Rangers affiliations. Leaders serving in multiple roles with differing affiliations may wear any uniform representative of any of their affiliations. However, uniforms & insignia of differing affiliations may NOT be mixed or combined. Awards & insignia representing achievements or participation in Royal Rangers USA may not be worn on uniforms affiliated with other nations or international organizations. Likewise, insignia from other nations or organizations may not be worn on the uniform of Royal Rangers USA.*

This standard applies in all settings and all events, including those events taking place outside the individual’s nation of affiliation. Therefore, if Royal Rangers leaders or boys from outside the USA attend a Royal Rangers event within the USA, they should wear uniforms that reflect their national affiliation. Likewise, when individuals affiliated with Royal Rangers USA participate in events outside the USA they should wear the uniforms of Royal Rangers USA.


**Note that this standard only applies to awards & insignia and NOT activity patches or bolos. Individuals wearing the uniform of Royal Rangers USA are free to wear activity patches and bolos representing ANY Royal Rangers events, including those of other nations or affiliations since these items are not considered to be insignia or awards.*




Boys Uniform Guidelines

Boys Patch Format Uniform

Utility Uniform only



Right Pocket



Left Pocket

Right Pocket

- Age group name tab (Ranger Kids, Discover Rangers, Adventure Rangers or Expedition Rangers) worn centered sitting on the top of the pocket flap.
- Affiliate Programs Patch– If a member of an official Royal Rangers affiliate program, an approved patch may be worn centered 1/2" above the Name Tab. See page 7 for a list of approved affiliate programs & patches.
- No personal name tags are worn. However, Outpost Ranger of the Year, FCF Scout, or NSSP Ambassador name tags may be worn.
- Event Patch- Any patch from any Royal Rangers event may be worn here. Patch should be centered top to bottom, side to side
- Patches from other organizations are not worn on the Royal Rangers uniform.

Left Pocket

- Training Event Patch– Any training patch from any training event that you have personally attended may be worn here. See page 31 for a full list patches authorized to be worn on this pocket.
- Nothing is worn above the pocket in patch format.

Shirt may be tucked or un-tucked. Sleeves may be rolled up or down. If sleeves are rolled up, they should be fastened with the sleeve tab. Any color T-shirt may be worn underneath.

May be worn with or without a bolo tie.

Can be worn with blue jeans, shorts, or Tac pants. If worn with Tac pants, the black web belt with silver buckle must be worn.


Boys Patch Format—continued




Right Pocket



Left Pocket



Right Pocket




Left Pocket

Boys Pin Format Uniform

Utility or Dress Uniforms



Right Pocket



Left Pocket

Right Pocket

- Age group name tab (Ranger Kids, Discover Rangers, Adventure Rangers or Expedition Rangers) worn centered sitting on the top of the pocket flap.
- The Outpost Ranger of the Year, FCF Scout or NSSP Ambassador tag may be worn on the pocket just below the age group name tab. Boys do not wear the navy blue name tag bearing his name and title.
- FCF Patch– If a member of FCF, he will wear the FCF advancement pin centered above the Age Group Name Tab. If he has earned Trappers Brigade pins, they are worn behind the FCF pin.
- An affiliate program patch is acceptable wear for a pin format uniform in lieu of the FCF pin on the Utility Uniform.
- Event Patch- Any patch from any Royal Rangers event may be worn here. Patch should be centered top to bottom, side to side.
- Patches from other organizations are not worn on the Royal Rangers uniform.

Left Pocket

- Training Event Patch– Any training patch from any training event that you have personally attended may be worn here. See page 31 for a full list patches authorized to be worn on this pocket.
- Award Ribbons– Boys may wear up to 18 award ribbons, 6 rows of 3 ribbons. See pages 34-35 of this guide for an order of wear list.
- Award Medal– Boys may wear one award medal just below the award ribbons. If a medal is worn, the corresponding award ribbon should not be worn.

Collar

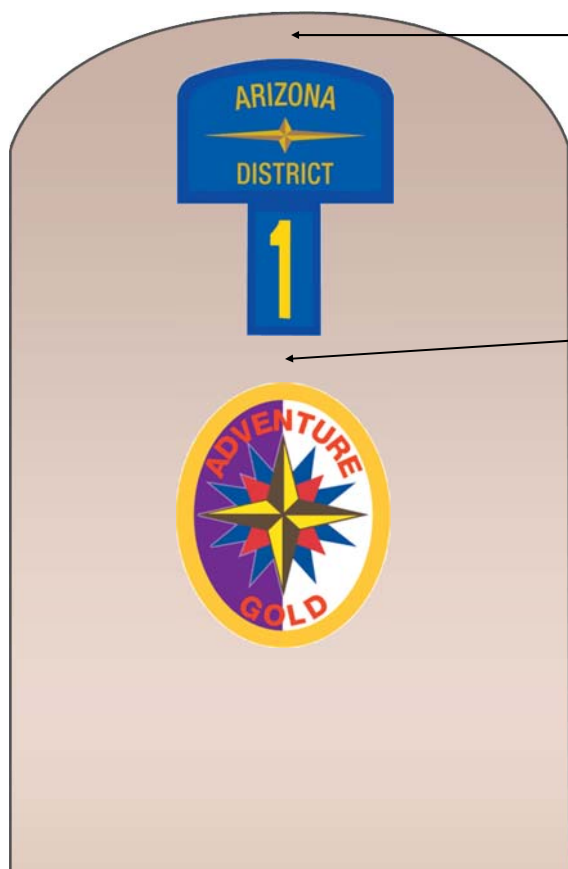
- Boys do not wear any collar insignia. Collar insignia is reserved for organizational leaders. Bolo ties are required wear in Pin Format. No dress ties are worn.

Trousers

- Tac Pants with the black web belt or blue jeans with the utility shirt tucked in. Khaki plain front trousers are worn with the dress uniform shirt tucked in.

Boys Right Sleeve

Worn the same for Utility and Dress Uniforms in Patch or Pin Format.



1/2" between top edge of the Geographic Patch and the shoulder seam.
Centered with the button on the sleeve (Utility Uniform).

1/2" between top edge of the Advancement Insignia and the lower edge of the outpost numerals or staff patch.
Centered on the button on the sleeve (Utility Uniform).

The shape and size for all Advancement insignia for Ranger Kids, Discovery Rangers, Adventure Rangers and Expedition Rangers are identical.

All boys advancement patches are worn in this location.

The Trail of the Saber and Gold Medal of Achievement patch are also worn in this location.

Only one advancement patch may be worn at a time.

Geographic Patch



Proper display of the geographic patch with one, two or three miniature outpost numbers. Also displayed is the correct position of the district staff patch worn in conjunction with the geographic patch. In each case, the numbers should connect to the geographic patch and each other with no spacing between . The same applies to the district staff patch. Numerals and staff patches are not worn together.

Boys Left Sleeve

Worn the same for Utility and Dress Uniforms in Patch or Pin Format.



1/2" between top edge of the emblem and the shoulder seam.
Centered with the button on the sleeve (Utility Uniform).

Spacing is the same for the 4" and the 2 1/2" patch.

1/2" between top edge of the Local Office insignia and the lower edge of the emblem.
Centered with the vertical axis of the gold points of the emblem and the button on the sleeve (Utility Uniform).

Depending upon the position held at the local church, the local office patches to the right are worn by Royal Rangers.

For more information concerning these leadership positions, consult the age group handbooks or the Royal Rangers Leaders Manual.



Boys Left Pocket- Training Insignia



The left pocket of a boy's utility or dress uniform is reserved for training insignia that the boy has personally attended. Training insignia is also worn on the awards vest as shown on pages 38-45.

Nationally approved training insignia worn on the left pocket: (insignia is displayed below)

- Junior Leadership Foundations Patch
- Junior Leadership Development Camp (JLDA) patches– Ranger Training Camp (RTC), Junior Training Camp (JTC), and Advanced Junior Training Camp (AJTC).
- Action Camp patches– Backpacking Action Camp (BAC), Canoeing Action Camp (CAC), Missions Action Camp (MAC), Survival Action Camp (SAC), Shooting Sports Action Camp (SSAC), Aquatics Action Camp (AAC), and Winter Survival Action Camp (WSAC).
- Junior Academy Patch

Many districts have developed a variety of various junior camps/action camps with their own insignia. The patches for these events should be treated as an activity patch and worn on the right pocket until the training camp has been evaluated and approved as an academy or action camp. As the National Training Office approves new camps the insignia will then be authorized to be worn on the left pocket.

Training insignia is worn centered side to side and top to bottom under the pocket flap. Only one training patch is worn at a time and is not worn on the sleeve or the right pocket.

Leaders may wear the Jr. Academy and Action Camp insignia on their awards vest but not on their Utility or Dress uniforms. Placement on the leaders vest is found on page 14 of this guide.



Boys Head Gear

Like Royal Ranger Leaders, Royal Rangers have variety of head gear options.

Head gear that is authorized for wear with the Utility and Dress Uniform:

Ball Caps- The official Royal Rangers Ball cap, the Junior Training Ball Cap, ball caps developed for specific camps e.g. National Camporama, National Rendezvous, district pow wow, a special Outpost ball cap, etc.

Field Hats- Junior Training flat brimmed hat, the wool and mesh top field hat may be worn with the Royal Rangers field hat emblem. This emblem is worn centered on the front of the field hat. No other pins are worn on the field hat.

The Junior Training Ball Cap and Flat brimmed hat are equipped with a Velcro™ foot print the shape of the Jr. Training/Action Camp shield. The Jr. Training/Action Camp patches are worn on these hats.

Cowboy hats, campaign hats, colored cords, envelop hats, berets, or any other style of hat are not authorized to be worn with the Royal Rangers Utility or Dress uniform, and should not be worn. These hats may be worn with the special uniform.

Royal Rangers Ball Cap



Jr. Training Ball Cap



Event Cap



Jr. Training Flat Brimmed Hat



Wool Field Hat

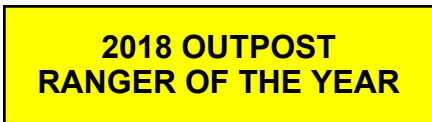


Mesh Top Field Hat



Boys Name Tags

Ranger of the Year Name Tags



Ranger of the Year Name Tags that are worn with the pin format Utility uniform or the Dress Uniform can be produced at a local engravers or trophy shop.

All name tags should follow these guidelines:



Size– 3 inches long by 3/4 inches tall (3"x3/4")
 Color–RK-Yellow/Black, DR-Red/White, AR-Purple/White, ER-Pine Green/White, Scouts– Pine Green/White, NSSP Ambassador– Navy/White.

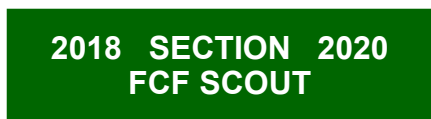


Font Type– Times New Roman or Arial
 Type Size– Best fit for the name and title.
 The layout pictured here should be followed.
 Backing– Pin and Clutch backs are recommended.



Name tags should be removed from the uniform as soon as the term the Royal Ranger is serving has ended.

FCF Scout/NSSP Ambassador Name Tags



Produced and provided by the local Section Royal Rangers.



Produced and provided by the District Royal Rangers.
(An Assistant Chapter Scout Name tag is also awarded by the Chapter)



Produced and provided by the National FCF Action Team.



Produced and provided by the National Royal Rangers office.

Boys Awards



Boys Awards Order of Wear

1. Medal of Valor
2. Medal of Courage
3. Gold Medal of Achievement, with Merit or Honors (See GMA Variations Page for more information)
4. National Medal of Merit
5. National Outstanding Service Award
6. Missions Project Award
7. National Leadership Award
8. District Medal of Merit
9. District Outstanding Service Award
10. District Leadership Award
11. Trail of the Saber Award
12. Junior Leaders Service Award
13. E3 Award with Gold Buffalos
14. E2 Award
15. E1 Award
16. Adventure Gold with Silver Buffalos
17. Adventure Silver or Silver Medal of Achievement
18. Adventure Bronze or Bronze Medal of Achievement
19. Gold Eagle with Bronze Buffalos
20. Gold Hawk
21. Gold Falcon
22. Ranger Kids Gold Trail Award
23. Sky Blue Merit Ribbon
24. Silver Merit Ribbon
25. Gold Merit Ribbon
26. Green Merit Ribbon
27. Brown Merit Ribbon
28. Red Merit Ribbon
29. Blue Merit Ribbon
30. Orange Merit Ribbon

Note: Medals from other organizations may not be worn on the Royal Rangers uniform, e.g. the BSA Eagle Scout award, Cub Scouts Arrow of Light, Pinewood Derby Medals, JROTC Medals or Sport Medals.


Only Royal Rangers awards may be worn on the Royal Rangers uniforms.

Royal Rangers Award Ribbons

Boys may wear a maximum of 18 ribbons, 6 rows of 3 ribbons.

These are worn with the pin format only and may be worn in conjunction with a single award medal. If the metal is worn, the corresponding ribbon is not worn.

Merit and service ribbons use a gold number that indicates how many times the award or number of merits has been earned. These are centered left to right and top to bottom.



Additional Considerations

Non Official Uniforms

Use of any other style of uniform, such as military style coats and shirts or BDU's as a Royal Rangers Uniform is improper and should be avoided and discouraged. Royal Rangers patches, pins and insignia should only be worn on awards vests, utility uniforms and khaki dress uniforms as per national standards.

Non Authorized Additions

Shoulder cords, ascots, spats or leggings, and blousing of the trousers in military style jump boots is also out of character with the standards of proper uniform wear and should be avoided and discouraged.

Non Official Headgear

Cowboy hats, campaign hats, campaign cords, envelope hats, berets and any other style of hat not approved by the national Royal Rangers office are not authorized to be worn with the official Royal Rangers uniforms. This includes the Utility, Dress and Formal uniforms. See pages 15 and 28 of this guide for more information on authorized headgear.

Saber Usage

The use of saber swords for ceremonial purposes has long been a part of the Royal Rangers program. Some districts will award a saber to a young man who has earned his Trail of the Saber award or for completion of the JLDA.

With recent changes to the style of the Royal Rangers uniform, the following parameters have been established to define the role and use of sabers within Royal Rangers from this date forward.

Sabers may only be worn by boys. Adult leaders (18 years of age or older) are not eligible to wear sabers. Once an individual reaches the age of 18 he may no longer wear a saber with his uniform in any setting.

Sabers may only be worn by boys when serving as a member of a color guard or honor guard, performing a specific ceremonial role. Once the ceremony is completed they must be removed from the uniform.

Sabers may be worn with the dress uniform or the utility uniform in pin format only. Details concerning the wearing, use, and display of sabers with a color guard can be found on the Color Guard Uniform Accessories page on the National Royal Rangers website.

FCF Scout Gorgets

The FCF Scout Gorgets are awarded by the respective level of service (Chapter, Territory, National). These are worn only with the FCF outfit and are not worn with the Royal Rangers Utility, Dress or Special Uniforms.



Boys Vest Guidelines

Ranger Kids Vest



VEST FRONT

Small Royal Rangers Emblem, centered, 3" down from top seam

Local office insignia, centered or evenly spaced, in one row, arranged in any order

Advancement patches arranged in straight rows & columns, in order as shown, edges touching, beginning at bottom inside edge of vest.

NOTE: Vertical and horizontal spacing may vary as needed on all items other than advancement patches, based on the size of the vest and number of items being displayed

Ranger Kids Vest



VEST BACK



Achievement Award patches arranged neatly in any order, beginning 2" below collar, with sides touching



Activity patches (and Mile Award patches) arranged in one or more rows along the bottom edge, in any order, with sides touching



Discovery Rangers Vest



NOTE: Vertical and horizontal spacing may vary as needed on all items other than advancement patches, based on the size of the vest and number of items being displayed

© 2017

Adventure Rangers Vest



NOTE: Vertical and horizontal spacing may vary as needed on all items other than advancement patches, based on the size of the vest and number of items being displayed

Revised Aug-2013


Adventure Rangers Vest



VEST BACK



Merit patches arranged neatly in any order, beginning 2" below collar, with sides touching



Activity patches (and Mile Award patches) arranged in one or more rows along the bottom edge, in any order, with sides touching



Expedition Rangers Vest



NOTE: Vertical and horizontal spacing may vary as needed on all items other than advancement patches, based on the size of the vest and number of items being displayed

Expedition Rangers Vest



VEST BACK



Merit patches arranged neatly in any order, beginning 2" below collar, with sides touching



Activity patches (and Mile Award patches) arranged in one or more rows along the bottom edge, in any order, with sides touching





The Royal Rangers Uniform Guideline