

Spring 1964
April - June

TO: All Royal Ranger Commanders

FROM: The National Commander



This is your spring issue of DISPATCH.

This issue does not have a cover as usual due to the fact that the old mimeographed DISPATCH is going to be replaced with a new up-to-date model. The next issue will be printed instead of mimeographed. It will have an entirely new format and will be more compact in size.

One advantage of the new DISPATCH will be the ability to use photos. This will be very helpful in projecting new ideas.


We appreciate the ideas and reports many of you are sharing with us. We would welcome any suggestion or comments regarding the content of DISPATCH.

May God richly bless you in your Royal Ranger endeavors.

A/G ARCHIVES


ORGANIZATIONAL STRUCTURE AND INSIGNIA

The local Outpost Commander wears two blue bars, his Lt. Commander wears only one blue bar.




BLUE
BARS

Churches who have several outposts and wish one man to coordinate the activities of all the groups, may appoint a Senior Outpost Commander. He will wear two silver bars,




SILVER
BARS

The local Outpost Council wears two gold bars. We recommend that pastors become members of the Outpost Council.



GOLD
BARS

The Sectional Commander wears a gold cluster (major rank). Sectional Presbyters who wish to serve as Sectional Chaplain will also wear a gold cluster.



GOLD
CLUSTER

The District Commanders and Deputy District Commander wear a silver cluster (Lt. Colonel rank). District Superintendents who wish to serve as District Chaplain will also wear a silver cluster.



SILVER
CLUSTER

The Regional Commander wears a silver eagle (Colonel rank).



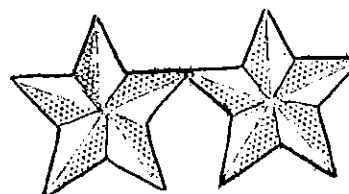
SILVER
EAGLE

Members of the National Advisory Council wear one silver star (Brig. General rank).



SILVER
STAR

The National Commander wears two silver stars (Major General). The Executive Director of MF also wears two silver stars.

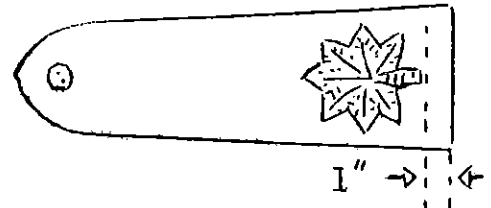


TWO
SILVER
STARS

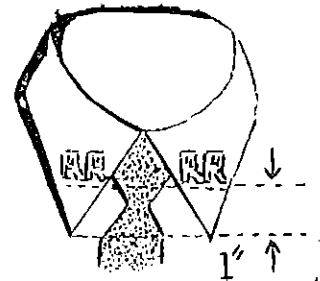
Special assigned position by the national office such as National Aide-De-Camp may be commissioned to any of these various ranks.

WHERE TO WEAR INSIGNIA

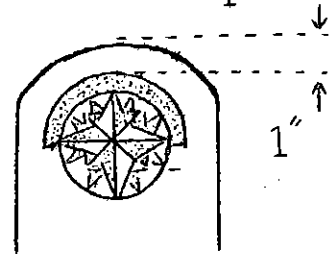
The officer's insignia on the shoulder epaulet should be centered one inch from the shoulder seam. (See illustration.)



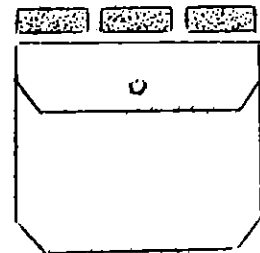
The collar ornaments should be placed horizontally on the collar approximately one inch from the point of the collar. (See illustration.)



The sleeve emblem should be centered on the left sleeve approximately one inch below the shoulder seam of the sleeve. (See illustration.)



Leadership Training Awards
(Worn over left pocket)



The name tab is worn over the right shirt pocket.

LEADER'S UNIFORMS

An attractive poplin uniform with shoulder straps may be ordered from Montgomery Wards. (See page 518 and 514, 1964 catalog.) Shirt, tan (70) order number 42A851, price \$3.97. Trousers, tan (70) order number 42A1925, price \$4.97.

The leader may also purchase khaki shirts and trousers from a local military store or may order them from a number of mail order military stores. Listed below are some of these stores:

Allen Military Supply	Dave's Army & Navy Store	Weiss & Mahoney, Inc.	Jay's
1050 Carroll Place	1404 W. Susquehanna Ave.	142 Fifth Ave.	132 Main St.
Bronx 56, New York	Philadelphia 21, Penna.	New York, New York	Hempstead, N.Y.

LEADER'S UNIFORMS

It is permissible for leaders to wear a complete blouse (coat) uniform. However, if a leader secures this type of uniform, it will be necessary to change the buttons. It is against military regulations for a civilian to wear a uniform with military buttons on it. We recommend the use of a tan leather button, (see illustration) which can be purchased in any fabric shop or sewing center. You will need three sizes, one size for the coat, one size for the pockets, and one size for the shoulder epaulet.


When wearing a blouse uniform the RR's ornaments are worn on the lower lapels of the coat instead of the shirt collar.

The placement of additional insignia is the same on a coat as on a shirt.

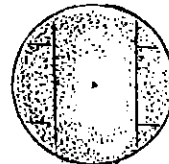
The blouse (coat) may be worn with a white shirt instead of a khaki shirt.

The leader should wear dark socks, either black or navy blue.

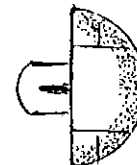
The leader may also wear a short-brim, Western style hat with his uniform.



TAN LEATHER BUTTON



SIDE VIEW



AWARD PRESENTATION

The official name for the special ceremony in which awards and advancement are given is "Royal Ranger Council of Achievement."

Planning a Council of Achievement

Parents and other interested parties should be invited to attend this ceremony. Every effort should be made in your planning to make this service as meaningful as possible. If possible, each member of the outpost council should have a part in the program.

Suggestions

1. The requirements for the advancement or awards should be thoroughly explained so the audience can better appreciate the achievement of the boys.
2. The real importance of advancement should also be explained so parents can see the value of encouraging their sons to advance.
3. It is good to spotlight the pledge, the code and the motto by having the group recite them together during the service.

The Presentation

The presentation of advancement and awards should be made by the chairman of the outpost council. As the boy receives his award he should shake hands with the right hand and accept the award with the left hand. He then steps back one step, salutes and returns to his place in the formation.

DEVOTION

OBEDIENCE

Purpose

To inspire boys to be obedient.

Story

One beautiful day a boy was playing in the field near the farmhouse where he lived. He was sitting on the ground, making something, when he heard his father's voice saying quietly: "Be perfectly still, and don't move." He was frightened, but he was obedient, and did as his father told him. The next moment a shot rang out and he learned that a rattlesnake had been coiled up near him ready to strike. If he had moved an inch, the snake would have struck him before his father could shoot it. His obedience saved his life and he was glad he had learned to obey.

There were two reasons for that obedience. One, that he was in the habit of obeying. The next, that he loved his father, and he knew his father loved him. Willing obedience is one of the best ways to show our love to our parents and to Jesus.

The Ceremony

Fellows, it is extremely important that Royal Rangers learn to be obedient. This is one of the points of the Ranger code. Being obedient is for your good and the good of the group. I want us all to stand together and repeat--"A Royal Ranger is obedient. He obeys his parents, leaders, and those in authority."

Now, let us pray together that God will help us to be obedient.

DEVOTION

A LIE WITH HIS FINGER

Purpose

To teach boys the evil of lying.

Story

A little boy, for a trick, pointed his finger to the wrong road when a man asked him which way the doctor went.

As a result, the man missed the doctor; and his boy died because the doctor came too late to take a fish bone from the throat.

At the funeral the minister said that the boy was killed by a lie which another told with his finger.

He only wanted to have a little fun. But it was fun that cost somebody a great deal. We ought never to trifle with the truth.

The Ceremony

Fellows, it is always wrong to lie. It always damages your character and many times it hurts others. The Ranger code states that a Ranger is honest. That he does not lie, cheat or steal. I trust none of you are guilty of lying. If you are you should pray for God's help for this could become a very serious thing in your life.

Today we are going to have a short time of silent prayer. If you have told a lie, I want you to silently pray for God's forgiveness and help. If you are not guilty, pray for God to continue to help you. (The commander should conclude in prayer.)

DEVOTION
STANDING THE TEST

Purpose

To teach boys the importance of putting God first.

Story

Mr. William Sunday, better known as "Billy" Sunday, was one of the greatest of our evangelists. Thousands of people were converted under his ministry. And largely through his labors some American towns voted out the liquor traffic.

There came a time in Mr. Sunday's life when he had to make a great decision. He had been saved about three years, and during that time he had been a member of the famous Chicago baseball team.

He felt impressed that he ought to give himself up to some form of Christian work, but he was a poor speaker in those days. All the speaking he had done was to give his Christian testimony in a halting manner. He had two offers made to him. One was to sign an agreement to continue as a member of the Chicago baseball team for another year and to receive about five hundred dollars a month as wages, or become an assistant at the Chicago Y.M.C.A. at a pay of about one hundred dollars a month--if he got it. He prayed over the matter.

He stood the test and accepted the humble position in which he could serve God.

In a wonderful manner God led him until he became a great evangelist. His whole future depended upon the choice he made. Think of the good that would have been left undone had he loved baseball more than he loved Christ, and said no to God's call. But he said yes to God, and He has honored him. When he made the choice he had no idea how God was going to use him. He could not see into the future, but there are thousands today who have cause to thank God that Billy Sunday stood the test and made the right decision.

The Ceremony

Fellows, the decision you make from day-to-day may not seem too important but they could shape our whole life. Let's pray today for the guidance of God in all our decisions.

DEVOTION
SEEING GOOD IN OTHERS

The Story

The famous humorist, Will Rogers, made the statement on one occasion, "I have never met anyone that I didn't find something about them I liked." Fellows, we should make a practice of seeing the good in others.

At a meeting a man held up a sheet of white paper with a large black spot on it, and asked his audience, "What do you see?" They all answered, "A black spot." He then asked, "Why don't you see the white? There is so much more white than black."*

How easy it is, when looking at others, to see a small flaw before finding the many praise-worthy things. Do you see good or evil in others?

The Ceremony

The Osage Indians had a special ceremony when someone was honored in the tribe. In the center of a circle was a stake, on the top of which was tied a dove. An Indian would approach the stake with a small stick in his hand. He would then relate to the tribe some good thing the honored guest had done. After finishing he would lay his stick at the foot of the stake. This was repeated by everyone in the tribe who wished to participate. After the ceremony the dove was released to fly to and fro, reminding them that there was much good in all people.

Fellows, tonight I have several small sticks. I am going to give one to each of you. Now I want each of you to think of something good about someone here in your outpost. Step forward and lay your stick on the table and tell the group what you like about the person. Don't repeat, -if someone chooses one boy, you choose another.

Now, let's form a friendship circle and pray together.

*You may wish to try this experiment on your boys.

DEVOTION
A PIECE OF GRAVEL

Purpose:
To teach boys that little wrongs can damage their character.

Story
A new submarine sank a short time after it was launched drowning all its crew. After some days the salvage boat arrived and divers went down and fixed giant tackles around the sunken ship. Slowly she was brought to the surface with her drowned crew.

Now what was the cause of her loss? It was a small piece of gravel, no bigger than a lump of sugar we would put in a cup of coffee, that had hindered a valve from closing.

So this powerful ship, so mighty for battle, was lost without a battle. Its crew and all the hopes and affections which followed them were destroyed by "that which is least."

Boys, your lives are charged with even greater powers, and carry a bigger cargo of hope and love. They are meant to fight in the greatest of fights for the Kingdom of God. You are meant to be soldiers of Jesus, the greatest King.

Be prepared for the great adventures, the strain of the great temptations, the shock of the great sins, but beware also of the things which are least. The little lie which opens the heart to the inrush of a flood of falsehood; the little selfishness, the little unkindness, the little trifling with things forbidden and evil. These are like the little stone which sank the submarine; they may let in the sea of sin and sink your souls.

Ceremony
Fellows, as we pray, let us search our heart for little things that may hurt us. Then pray for God's help to overcome them.

DEVOTION
TELLING OTHERS

Purpose
To encourage boys to be witnesses.

Story
A great naturalist, Mr. Huber, tells us that if a wasp finds some honey or other food it will return to the nest and tell the good news to its companions, who will then go in great numbers to eat the food that has been found. Isn't that a good lesson for us? We have found the most wonderful thing in the world--salvation from our sin through the blood of Jesus. Should we be so selfish that we do not go and tell others? Look around you and make a list of all your friends who are not saved. Then ask Jesus to help you win them to Him one by one.

The Ceremony
Fellows, the Royal Ranger code states that a Ranger is spiritual, that he prays, reads the Bible, and witnesses. Witnessing means to tell others about Jesus. Today I want you to think of one boy you would like to become a Christian. I want you to write his name on a piece of paper. We will then put the names in a prayer box and from time to time we will pray over them.

As we pray today, let us ask for God's help to witness to the boy whose name we wrote.

ROYAL RANGER PLANNING GUIDE

SECOND QUARTER

MONTHLY THEME	WEEKLY PROGRAM FEATURE	SPECIAL ACTIVITIES	SPECIAL PROJECTS
<p>GOLDEN JUBILEE</p> <p>Purpose: To familiarize boys with the history and ministries of the church in conjunction with the 50th Anniversary of the Assemblies of God.</p>	<p>1. <u>MY CHURCH</u> (A history of the Assemblies of God giving present status.)</p> <p>2. <u>WHAT MY CHURCH BELIEVES</u> (A review of fundamental beliefs of the church.)</p> <p>3. <u>WHAT MY CHURCH DOES</u> (A review of the departments and ministries of the local church.)</p> <p>4. <u>MY CHURCH AND MISSIONS</u> (A review of the missionary efforts of the Assemblies of God.)</p>	<p>Toughen up hike (For camping season.)</p> <p>Visit your district or national offices of the Assemblies of God, or attend a sectional C.A. rally as a group.</p>	<p>*Make a 50th Anniversary display for your church.</p>
MONTHLY THEME	WEEKLY PROGRAM FEATURE	SPECIAL ACTIVITIES	SPECIAL PROJECTS
<p>EXPLORING NATURE</p> <p>Purpose: To develop in boys a love for nature and to show how spiritual lessons may be learned from the study of nature.</p>	<p>1. <u>ANIMAL LIFE</u> (A survey of animals, birds, reptiles, fish, insects, etc., in your area.)</p> <p>2. <u>PLANTS & MINERALS</u> (A survey of trees, flowers, plants, sea shells, rocks, etc., in your area.)</p> <p>3. <u>ASTRONOMY</u> (A study of the stars.)</p> <p>4. <u>FUN WITH NATURE CRAFT</u> (How to begin a collection or nature hobby.)</p> <p>**</p>	<p>Mother's Day Party (Let the fellows treat their moms.)</p> <p>Attend Armed Forces Day activities</p> <p>Nature exploration hike.</p>	<p>Let each boy prepare a nature collection or display such as leaf prints, pressed flowers, insects, rocks, sea shells, etc.</p>
MONTHLY THEME	WEEKLY PROGRAM FEATURE	SPECIAL ACTIVITIES	SPECIAL PROJECTS
<p>CAMP-OUT</p> <p>Purpose: To teach boys the techniques of camping.</p>	<p>1. <u>TRIP PLANNING</u></p> <p>2. <u>CAMP LAYOUT</u> (How to properly set up a campsite.)</p> <p>3. <u>CAMP EQUIPMENT</u> (The need, use, and care of various camping equipment.)</p> <p>4. <u>CAMP FUN</u> (Games and activities for camp-outs.)</p>	<p>Camping Trip</p> <p>Father & Son Camp-out.</p> <p>Father & Son Banquet or Father & Son Picnic.</p>	<p>Secure, make or repair group camping equipment.</p>

* See current DISPATCH for details.

** The golden nature guide series are ideal for nature study, (contact local library),

50th ANNIVERSARY DISPLAY

April 20-23 is the date for the 50th Anniversary of the Assemblies of God.

Have your group prepare a special poster for your church in conjunction with this celebration.

The poster could contain highlights of the history of the Assemblies of God. It could spotlight its various ministries and also include information about your local church. Your pastor can no doubt help you with some of the materials and information needed.

Included in this issue is an Assemblies of God statistic sheet.

A brief history of the Assemblies of God entitled "In the Last Days" may be secured from the Assemblies of God Public Relations Department, 1445 Boonville Avenue, Springfield, Missouri. ---35¢ each.

THE PLEDGE OF ALLEGIANCE

We have had a number of requests for the pledge of allegiance to the Christian flag. Here is a copy of the pledge of allegiance to both the American and the Christian flags.

THE AMERICAN FLAG

I pledge allegiance to the flag of the United States of America and to the Republic for which it stands, one nation, under God, indivisible, with liberty and justice for all.

THE CHRISTIAN FLAG

I pledge allegiance to the Christian flag and to the Saviour for whose Kingdom it stands; one brotherhood, uniting all true Christians in service and in love.