



ROYAL RANGERS LEADERS

# DISPATCH



SEPTEMBER OCTOBER NOVEMBER 1965



## Commander's Corner . . . .

Dear Commander:

This is an ideal time of year to launch an enlargement campaign for your Royal Rangers. After an active summer vacation, boys are settling down to the routine of school and this creates an ideal time to interest them in club type activities, such as Royal Rangers.

We have suggested "Round Up Time" as a theme for your enrollment campaign. Perhaps you could conduct a contest and give appropriate prizes to the boys who brought the most new boys. Also, you could plan a special ceremony for the new boys who enrolled during the campaign. You may want to "Brand" them with a rubber stamp. If you will prepare posters and props with a western flavor, you can create an exciting project for your group as well as enrolling new boys in the Royal Rangers.

This is also a good time to make a survey of the needs and goals of your outpost. Appropriate plans should also be made for activities and projects to achieve these goals.

Perhaps you conducted some interesting activities and events during the past quarter. We would be happy for you to send us a report. We are particularly interested in receiving good action photos of boys engaging in Royal Ranger activities.

"READY" in His service,

ROYAL RANGERS DIVISION

*Johanie Barnes*  
Johanie Barnes  
National Commander



# PLANNING GUIDE

FALL, 1965

MONTHLY THEME	WEEKLY PROGRAM FEATURE	SPECIAL ACTIVITIES	SPECIAL PROJECTS
ROUND-UP TIME	<ol style="list-style-type: none"> <li>1. ROUND-UP STRAYS (Plan and launch enlargement campaign to enroll new boys.)</li> <li>2. ROUND-UP PLANNING (Make plans for Fall &amp; Winter activities.)</li> <li>3. ROUND-UP - LAZYBONES (Encourage boys in advancement, etc.)</li> <li>4. BRANDING TIME (Special ceremony for new boys who joined during campaign.)</li> </ol>	<p>OVERNIGHT CAMP-OUT</p> <p>NEW MEMBERS Weiner roast or party.</p>	<p>MAKE WESTERN TYPE PROPS, BACKGROUND, AND POSTERS FOR MEETING ROOM AND CHURCH IN CONJUNCTION WITH ROUND-UP ENLARGEMENT CAMPAIGN.</p>
MONTHLY THEME	WEEKLY PROGRAM FEATURE	SPECIAL ACTIVITIES	SPECIAL PROJECTS
FIRST AID	<ol style="list-style-type: none"> <li>1. IMPORTANCE OF FIRST AID</li> <li>2. MINOR FIRST AID TECHNIQUES</li> <li>3. ADVANCED FIRST AID TECHNIQUES. (Fractures, Bleeding, Transporting injured, etc.)</li> <li>4. LIFE OR DEATH FIRST AID TECHNIQUES</li> </ol>	<p>FIRST AID MEETING WITH NEIGHBORING OUTPOSTS</p> <p>HOLLOWEEN PARTY</p>	<p>MAKE OR PURCHASE OUTPOST FIRST AID EQUIPMENT, SUCH AS FIRST AID KIT, SPLINTS, STRETCHERS, ETC.</p>
MONTHLY THEME	WEEKLY PROGRAM FEATURE	SPECIAL ACTIVITIES	SPECIAL PROJECTS
TOOLCRAFT	<ol style="list-style-type: none"> <li>1. YOUR KNIFE (Types &amp; use of knife plus safety techniques, etc.)</li> <li>2. YOUR HAND AXE (Proper use, safety, and value, etc.)</li> <li>3. AXE &amp; BOWSAW (Use &amp; Techniques.)</li> <li>4. CARE OF TOOLS (How to sharpen and care for tools, etc.)</li> </ol>	<p>ATTEND THANKSGIVING SERVICES TOGETHER AS A GROUP</p> <p>AUTUMN HIKE</p>	<p>PREPARE FOOD BASKETS FOR NEEDY FAMILIES.</p>

# DEVOTIONAL GUIDE



## FIRE BURNS

*(Submitted by Commander*

*Edward M. Duddy, St. John, Missouri)*

**Purpose:** To show how quickly sin can overcome you.

**Equipment needed:** One large match. **Story:** Two small boys were playing in dry grass in their backyard. One of the boys came across a book of matches that was laying on the ground. One boy picked up the matches and tried to light it. Finally one lit up (light your match here) and he held it in his hand and looked at the brightness and beauty of a lit match. Just like sin, there is brightness to it. He watched the match until it burned his fingers, then he dropped it into the dry grass. Fire started up all around him. Luckily, his mother heard him yelling and pulled him out before he was burned too bad. He did get burns over both his legs, as did his friend. (Blow out your match). Just like in this story, sin can not only burn you, but it will consume you. **Ceremony:** Rangers, let us gather together and pray that God will keep us from committing sin.

## INDIANS ON THE MOVE

*(Submitted by Commander*

*Bill Altman, Springfield, Missouri)*

Have you ever played "Follow the Leader"? Did you know Christ and His 12 disciples played a form of "follow the leader"? I'll tell you about it in a minute, but first let me tell you a true story my grandmother told me.

She said when her mother was a child in Florida, the Indians were moving deep into the Everglades to escape from the army. In order to conceal their number and movements, the Indians would go single-file and step in each others tracks. If anyone could not keep up, they were killed and hidden.

My great-grandmother and her sisters were playing outside when they noticed silent shadows passing in the nearby woods. Fearing an attack, they ran into the house. Much later they heard a baby crying. Following the sound, they soon found an Indian baby. The baby's mother left the child to save its life because she was too tired to carry it. My folks raised the little girl and she later married into the family. Isn't it amazing how much that Indian mother sacrificed in order to follow in the footprints of her chief.

So you remember when Christ met Peter, James, and John, he said to them, "follow me." Everywhere he went, he would tell men "follow me." *Many* people did. The Scriptures say that some stayed very close to Jesus, some close enough to lean on his breast; but others followed at a great distance. Then, there came a time when following Christ became pretty rugged and the Bible says, "from that time on many of His disciples followed Him no more." But the ones who had stayed the closest, stayed with Him. Like the Indians, they stepped right in His footsteps, they were so close. When you follow way behind, so many things can happen; rains can wipe out the footprints, or the cares of this life like tangled undergrowth may cover the trail so that almost without knowing it, you get lost. Only when you follow real close, footprint by footprint, are you safe.

## COUNCIL FIRE DEVOTION

*(Submitted by Commander*

*Lennard R. Smith, Chester, California)*

A circle is drawn on the ground, large enough so there is enough room for every boy. A fire is made ready and is lit soon after dark and the call to Council Fire is given. No boy is allowed



to enter this area at any other time; it is holy ground. The Senior Commander takes his place first at the head of the circle, the Chaplain next, at the far end of the circle, the other leaders at the center on both sides. The boys must come into the circle by the Senior Commander and address him as follows: "O Mighty Chief, I wish to enter the Council Fire." The chief nods and hands the boy a stick. The boy then turns to the Chaplain and addresses him as such: "Man of God, may the Lord bless me and may I be a blessing to others?" The Chaplain nods, the boy crosses the Council Fire, sits down. Each boy in turn does this. Complete silence is observed at all times. No one is allowed to talk. If so, he is banned from the Council Fire and must sit in the dark outside the Council Fire. If he wishes to speak, he must rise, face the chief and say, "I wish to speak." If he is called on to speak, he must rise and say, "I answer."

The chief starts the service and when his part is done, the Chaplain is called to the fire with these words: "Man of God, the fire and the council is yours. Speak now of the wisdom of God."

Just before the ending prayer, the Chaplain says these words: "This stick (the stick the chief gave him) is my old self, the fire is my new self under God." He then places the stick on the fire. Every boy in turn rises and comes forward, says the words and returns to his place. When each boy has done this, the Chaplain gives the closing prayer.

## CONSERVE

*(Submitted by Commander*

*Harold G. Habe, Colonia, New Jersey)*

**Purpose:** To help build stronger Christians.

**Stories and Ceremony (together):** Fellows: what does "Conserve" mean? Conserve means "to *keep* in a safe state."

Is your Christian life "in a safe state"? The blackness of sin is washed from our lives by the blood of Christ. Let's conserve these shiny new lives by proper use of them. (1 Tim. 4:10-12)

**Conserve through Bible Study** (1 Tim. 4:13-16; 2 Tim. 2:15). It was a dark day when the reading of the Bible was not permitted! When one woman heard the soldiers coming to search her home, she wrapped her Bible in bread dough and put it into the oven. The best place to hid God's word is in your heart!

**Conserve through Prayer** (2 Tim. 1:1-5) Prayer is the key that opens the door to victorious living. No physical handicap or moral failure is so great that it cannot be met and conquered through prayer. "The flame of prayer is fed by the fuel of meditation. Think how God prayed, and you will soon pray like Him."

**Conserve through Church Attendance** (1 Tim. 4:12-16). School attendance is required; employers demand faithful attendance in the business world; but what about church attendance? Meeting together in worship is a means of strengthening and conserving faith. Are you using the privilege or abusing it?

**Conserve through Remembrance** (1 Tim. 2:1-6). If you had been kidnaped and someone paid your ransom, how would you feel? Would you forget that person? Jesus saw mankind in the bondage of sin and paid the ransom for all of us. Can we ever forget Him? In the Lord's Supper we reconsecrate ourselves to godliness.

**Conserve through Giving** (1 Tim. 6:17, 18; 2 Cor. 9:7). A water pump sometimes becomes dry, stopping the flow of water. Pour some water into it and the cracks fill up, the valves swell, and water comes pouring out. Christianity is like that. We must put something into it if we expect to receive blessings from

---

DISPATCH - Volume 2, Number 1 - September, October, November - 1965

Dispatch, a quarterly publication issued by ROYAL RANGERS, a division of the Men's Fellowship Department of the Assemblies of God, 1445 Boonville Ave., Springfield, Mo. 65802, Howard S. Bush, Executive Director; Johnnie Barnes, National Commander. Second Class postage paid at Springfield, Missouri.



it. GIVE of your time, talent and money!

*Conserve by seeking the Lost* (1 Tim. 2:20-26). In the London docks, life hooks are ready at all times for use in the rescue of a drowning person. To tamper with them is to subject oneself to heavy penalty. Take a lesson from the Life Hook! our lives should be instruments, ready for the Master's use in saving lost souls. Be "READY."

*Closing Ceremony:* Pray for a deeper walk for all our Royal Rangers.

### HUMILITY

*Purpose:* To teach boys the importance of being humble.

*Story:* John Ruskin said: "I believe the first test of a truly great man is his *humility*." Abraham Lincoln, one of the greatest leaders in all history, was also one of the most humble.

During the dark days of the Civil

War, President Lincoln visited the front lines to inspect the Union defenses. Oliver Wendell Holmes, then a captain, acted as his guide. The President's high plug hat afforded a splendid target and the enemy took advantage of it. Suddenly there was a burst of rifle fire.

"Get down, you fool," Holmes shouted, dragging the President to cover. Later the captain was horrified when he recalled what he had called the President during the stress and danger of the moment.

Before he left for Washington, Abraham Lincoln relieved the young captain's anxiety. "Good-bye, Captain," he said in all *humility*. "I'm glad you know how to talk to a civilian."

Fellows, humility is not a sign of weakness but rather a sign of inner strength. Let's pray that God will help us to be humble.

### A TRIBUTE


God took the ever-blowing wind,  
And gentled it a bit;  
Gave it the energy of lightning,  
And sprinkled it with wit.  
The restlessness of things that fly  
He gently mixed with care;  
Added the sturdiness of oak  
For better, longer wear.  
Carelessness, oh, just a bit,  
Just for variety;  
Curiosity of living things  
And of what is to be.  
From the sun, the brightest rays  
To make a wondrous smile;  
The twinkle of the stars for eyes,  
To last a long, long while.  
We need not look too far to find  
This thing He made with joy;  
He molded, shaped, smiled, and said,  
"Now, I name you Boy."

DOREEN HANCOCK  
Hatboro, Pa.



# IDEAS

## For Leaders



### GAME IDEAS

#### CATCH THE HARE

(Submitted by Commander  
Lennard R. Smith, Chester, California)

The rules of the game are explained to the boys while the Hare gets started.

The Hare (an adult) leaves the group five or ten minutes ahead of the group. His purpose is to make a circle of about a mile and leave a trail for the group to follow. The trail must not be too obvious, but one the group must search diligently to follow. A bright colored ribbon tied to bushes, a broken branch, tracks in soft ground, standing on a ridge so the group can see you. You can think of many more as you run before the pack of hounds. The wilder the country you play it in, the better. It teaches boys to observe everything in their surroundings and to function as a team. A sharp group of boys can catch a hare.

#### BURY THE TREASURE CHEST

(Submitted by Commander

Edward M. Duddy, St. John, Missouri)

**Equipment needed:** compass for each group and a U.S. Geological Survey map for each group.

The day before, one of the officers buries a treasure box and marks this on each of the maps. This should be 2 to 3 miles from the starting point. **Winner:** First group that finds the spot and digs up the box receives a prize for each boy in the group.

**Note:** An adult leader should be with each group.

### UNSEAT THE CROW

(Submitted by Commander  
George P. Hall, Muskegon, Michigan)

**Object:** To help boys to become familiar with Bible characters.

**Rules:** Boys are lined up behind a chair. At a given signal, the boy at head of line sits in the chair. Using the word, C-R-O-W, he is asked to match each letter with a Bible character or subject.

**Example:** C-Cain, R-Rahab, O-Obadiah, W-Whale. He is given ten seconds. If he fails to give complete answer, he is unseated and the next boy occupies the chair. The boy who keeps the chair the longest is the winner.

### BOOK NOOK

("Book Nook" is a service to our leaders who wish reference books on various subjects. It is not an endorsement by the editor of the authors, or total contents in the books.)

### CRAFTS

*Crafts and Hobbies* by Ben Hunt.

This is a very interesting book on crafts. Words and pictures give step-by-step direction for working in wood, metal, leather, making birdhouses, camping equipment, leaf prints, shells, mineral, insect collections, and many other indoor and outdoor activities. Published by the Golden Press, New York. Price: \$1.95.

### COUNSELING

*How to win boys* by Roscoe Scott.

This is a very helpful book for leaders who desire to understand boys better in order to win them for Christ. Some of the 25 chapter headings are: "Fishers of Boys"; "Who can teach boys"; "Meeting a boy halfway"; "Spotting potential leaders"; "Dealing with difficult boys"; "Things to sidestep"; "What about discipline." Published by the Standard Publishing Co., Cincinnati, Ohio. Price: \$2.00

*Editor's note:*

The books listed may also be found in most bookstores and in your local library.

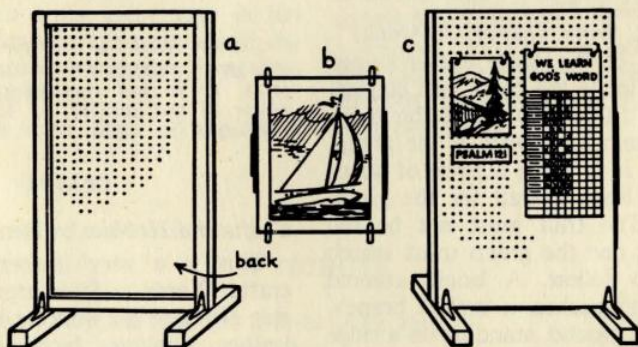


# CRAFT IDEAS

## ALL-PURPOSE PEGBOARD

*Materials:* 1 piece pegboard 2½'x5', 2 pieces wood ½" x 1½" x 5', 2 pieces wood ½" x 1½" x 27", 2 pieces wood 2" x 2" x 16", sandpaper, hammer, nails, varnish or enamel, brush.


*Procedure:* Make frame by nailing to the back (rough side of pegboard) the two 27" pieces of wood between the 2 five-foot pieces (see sketch a). Nail one 16" piece of wood on each side of bottom of board (sketch a) for feet. Small inside corner braces may be used to reinforce leg joints. Put pictures, objects, maps, charts and other materials on board with little pegboard hooks through holes made in the corners of the pictures, etc. If you do not wish to put holes in the pictures, a small paper clip in each corner (sketch b) or taped to back of picture will hold picture in place. The plastic hanging material called Plasti-tak will also work very well and will not mar the surface.



## STORAGE SHELVES

*Materials:* 8, 12, or 16 apple or orange crates, corrugated fasteners and/or nails, hammer, sandpaper, paint or varnish, brush.

*Procedure:* Make a bank of shelves out of crates such as in sketch (sketch is 16 crates). Fasten the crates together with corrugated fasteners and/or nails. Sand and paint or varnish. If your room is small you may need only 12 or 8 boxes for storage.





# Royal Rangers Bible Study



## ROYAL RANGER BIBLE STUDY COURSE INSTRUCTIONS

### I. HOW TO CONDUCT THE ROYAL RANGER BIBLE STUDY COURSES IN YOUR OUTPOST.

- A. Have copies of the lessons run off by ditto or mimeo reproductions.
- B. Make extra copies to allow supply for new Rangers as they join.
- C. Each Commander must complete the courses in advance. There are no answer sheets.
- D. Explain the purpose of the Bible Study Course to your outpost. Be enthused yourself.
- E. Hand out Course I to everyone in the outpost. Explain to them that they should take it home and work on it in a room by themselves. Be sure to impress upon them that it is to be completed in one sitting. (If a boy takes more than one night to complete Course I the Holy Spirit will have a very difficult time convicting his heart.) Young Pioneers may have to get help from Mom or Dad. Unsaved parents could be led to Jesus by helping their boys with this lesson.
- F. Have boys return Course the very next meeting. Give recognition to those returning lessons each week. Keep interest high by making weekly reports to the outpost on those doing good work.
- G. Hand out the next lesson just before boys leave for home from the meeting. This keeps the lesson from getting lost, torn or wrinkled. Repeat each week.

### II. HOW TO GRADE THE ROYAL RANGER BIBLE STUDY COURSES.

- A. (All courses, regardless of the number of questions, can be graded as follows:)

<u>NUMBER WRONG</u>	<u>GRADE</u>	<u>NUMBER WRONG</u>	<u>GRADE</u>
0	A plus	5	B minus
1	A	6	C plus
2	A minus	7	C
3	B plus	8	C minus
4	B	9 or more	PASSING

- B. Record boys grades in RANGER OUTPOST RECORD BOOK and return lessons to boys.



ROYAL RANGER BIBLE STUDY COURSE

SUBJECT: THE FOUR GOLD POINTS OF THE RANGER EMBLEM AS FOUND IN THE BIBLE

LESSON: 1 PHYSICAL GROWTH

This series of lessons covers the four gold points of the Ranger emblem. As you know, these points represent the four ways in which a boy grows. They are physically, spiritually, mentally, and socially. Luke 2:52 records these four points concerning the growth of Jesus. Luke states; "Jesus increased in wisdom (mentally) and stature (physically), and in favor with God (spiritually) and man (socially)."

The first lesson covers the physical growth of a boy. The Bible does not give detailed information on the need of keeping physically fit because the main purpose of the Bible is to tell sinful man that God loves him and has provided a means whereby he can be saved. However, we know that the men of the Bible had strong, healthy bodies because of the feats of physical strength which they performed.

What feats of physical strength did these men perform?

1. David (1 Sam. 17:34, 35) \_\_\_\_\_ and \_\_\_\_\_.
2. Adino (2 Sam. 23:8) \_\_\_\_\_.
3. Benaiah (2 Sam. 23:20) \_\_\_\_\_.
4. Peter (John 21:11) \_\_\_\_\_.

In order to grow physically and have a strong healthy body, we need proper rest, food, and exercise. (Underline the right word or words).

REST

5. God set the example by (playing, working, resting) on the seventh day. Gen. 2:2.
6. In Exodus 23:12, God said we should take (1, 2, 3) days a (week, month, year) for rest.
7. Jesus called his disciples aside to (work, play, rest). Mark 6:31.

FOOD

8. Daniel, Manianiah, Mishael, and Azariah asked for a change in their (food, room, work). Dan. 1:8.
9. They were to try this change for a period of (1, 5, 10) (days, months, years). Dan 1:12.
10. This change from the rich foods and wine of the king caused their countenance to be (better than, the same as, worse than) the others.

EXERCISE

11. Paul says that bodily exercise helps (a little, none at all). 1 Tim. 4:8.

"When the going gets tough, the tough keep going."  
Wesleyan Methodist



SUBJECT: THE FOUR GOLD POINTS OF THE RANGER EMBLEM AS FOUND IN THE BIBLE

LESSON: 2 SPIRITUAL GROWTH, PART A - AIDS FOR SPIRITUAL GROWTH

Last week we studied about physical growth. We learned that it was necessary to have proper food, rest, and exercise for good healthy growth. This week and next week we will be studying spiritual growth. Just as there are certain things needed for physical growth, there are things needed for spiritual growth. They are Bible study, prayer, church attendance, giving, and witnessing. If we provide ourselves with these, then we will grow strong spiritually. If we do not, then we will never become strong spiritually.

Look up the scripture following each question and then mark the statement true or false by circling either T or F.

#### BIBLE STUDY

1. God's Word will help us not to sin. Psalms 119:11. T F
2. We need to study the Bible in order to use it right. 2 Tim. 2:15. T F
3. We should delight in the Word of God. Psalms 1:2. T F
4. We should never think about God's Word at night. Psalms 1:2. T F
5. The righteous has God's Word in their heart. Psalms 37:31. T F
6. We only need to read part of the Bible as only part of it is inspired. 2 Tim. 3:16. T F

#### PRAYER

7. There are times when we should not pray. Luke 18:1. T F
8. We can pray about anything. Phil. 4:6. T F
9. There are some places where we should not pray. 1 Tim. 2:8. T F

#### CHURCH ATTENDANCE

10. Regular attendance at church services is not needed. Heb. 10:25. T F
11. The early church met regularly to teach and preach. Acts 5:42. T F
12. Paul regularly taught and preached on the Sabbath. Acts 17:2. T F

#### GIVING

13. All the tithes belong to God. Mal. 3:10. T F
14. We should give an offering above our tithes. T F
15. We should only give because we have to. 2 Cor. 9:7. T F
16. God does not want us to give cheerfully. 2 Cor. 9:7. T F

#### WITNESSING

17. We are to be witnesses for God. Acts 1:8. T F
18. Wherever the early Christians went, they told others about God. Acts 8:4. T F

---

There are two things that bother me: I have too much month left over at the end of my money, and I'm too short for my weight."

Fingertip Facts



SUBJECT THE FOUR GOLD POINTS OF THE RANGER EMBLEM AS FOUND IN THE BIBLE

LESSON: 3 SPIRITUAL GROWTH, PART B - EVIDENCE OF SPIRITUAL GROWTH

In the preceding lesson we studied what helps a person to grow spiritually. We found that Bible Study, Prayer, Church attendance, giving, and witnessing are the things which aid spiritual Growth. In this lesson, we will study some of the things that are evidences of spiritual growth.

When a tree has its limbs loaded with apples, you know that it is a full grown apple tree. You know this because only a full grown apple tree bears apples. Just as you can tell trees by the fruit they bear, you can tell Christians by the fruit they bear.

What are some of these fruits? In Galatians 5:22-23, there is a list of nine different fruits which should appear in the life of a Christian. They are:

(1) \_\_\_\_\_, (2) \_\_\_\_\_, (3) \_\_\_\_\_,  
(4) \_\_\_\_\_, (5) \_\_\_\_\_, (6) \_\_\_\_\_,  
(7) \_\_\_\_\_, (8) \_\_\_\_\_, (9) \_\_\_\_\_.

In Col. 3:12-14, there is another list of things which a Christian should have in his life. Three of these are the same as those in Galatians and five are different. Write the five different ones below.

(1) \_\_\_\_\_, (2) \_\_\_\_\_, (3) \_\_\_\_\_,  
(4) \_\_\_\_\_, (5) \_\_\_\_\_, (6) \_\_\_\_\_. The three which are the same are: (1) \_\_\_\_\_, (2) \_\_\_\_\_, and (3) \_\_\_\_\_.

Not only should a Christian have these fruits in his life, but there are some things that should not be there. These we might call weeds which need to be pulled out of a Christian's life. 1 Peter 2:1 gives us five of these. They are: (1) \_\_\_\_\_, (2) \_\_\_\_\_, (3) \_\_\_\_\_, (4) \_\_\_\_\_, and (5) \_\_\_\_\_. Colossians 3:8-9 lists six. (1) \_\_\_\_\_, (2) \_\_\_\_\_, (3) \_\_\_\_\_, (4) \_\_\_\_\_, (5) \_\_\_\_\_, (6) \_\_\_\_\_.

TRUE or FALSE (Circle T or F)

1. A Christian should never show love to anyone. T F
  2. Every Christian should have joy. T F
  3. Serving God does not bring peace. T F
  4. A Christian should be proud because he is better than others. T F
  5. We should forgive others as Christ forgave us. T F
  6. We do not need to be longsuffering. T F
  7. If we are to do our best for God, we need all of the fruits of the Spirit in our lives. T F
  8. A Christian may lie if he wants to. T F
  9. We should put off anger and wrath. T F
  10. We can have envy in our hearts and still serve God. T F
  11. If we are to be at our best for God, we need to lay aside the things listed in 1 Peter 2:1 and Colossians 3:8-9. T F
  12. Filthy communication has no place in a Christian's life. T F
- .....

## ROYAL RANGERS LEADERSHIP TRAINING COURSE

Over 2700 are now enrolled in the Leadership Training Course. 230 have completed the first section while 7 have completed all 4 sections and have been awarded the Leader's Medal of Achievement.

SUBJECT: THE FOUR GOLD POINTS OF THE RANGER EMBLEM AS FOUND IN THE BIBLE

LESSON: 4 MENTAL GROWTH

Mental growth includes wisdom, knowledge, and skills. Each of these are important for proper mental growth.

#### WISDOM

Wisdom comes from God. It is the ability to use what you know and have wisely. James says if any one needs wisdom, all he has to do is ask God for it and God will freely give it to him.

1. What is the beginning of wisdom? Psalms 111:10 \_\_\_\_\_.
2. What is the beginning of knowledge? Prov. 1:7 \_\_\_\_\_.
3. Who is a wise son according to Prov. 28:7? \_\_\_\_\_.
4. Who is likened unto a wise man in Matt. 7:24? \_\_\_\_\_.
5. How much is wisdom worth? Prov. 8:11 \_\_\_\_\_.
6. Where does wisdom come from? Prov. 2:6 \_\_\_\_\_.
7. How are we to get wisdom? James 1:5 \_\_\_\_\_.
8. Where did Solomon get his wisdom? 1 Kings 4:29 \_\_\_\_\_.
9. Why did God give Solomon wisdom? 2 Chron. 1:10 \_\_\_\_\_.
10. Where did Daniel get his wisdom? Dan 1:17 \_\_\_\_\_.

#### KNOWLEDGE

Many of the leaders in the Bible were well educated. They were wise in that they used the opportunities of education that they had. Jesus must have taken time to study the scriptures at home. His knowledge of them so amazed the educated leaders of His days, they asked themselves, "How knoweth this man letters, having never learned?" (John 7:15). We would have asked, "how does He know so much? He never went to college!"

11. Daniel was taught the learning and language of whom? Dan. 1:4 \_\_\_\_\_.
12. What was Moses taught? Acts 7:22 \_\_\_\_\_.
13. Gamaliel, who was a doctor of the law and one of the most learned and distinguished Rabbi of his day, taught whom? Acts 22:3 \_\_\_\_\_.
14. Solomon even studied as he gave his "heart to \_\_\_\_\_ and \_\_\_\_\_ out by wisdom concerning \_\_\_\_\_ that are done under heaven." Ecclesiastes 1:13.

#### SKILLS

15. Who gave Bezaleel the wisdom to devise cunning works? Ex. 31:3 \_\_\_\_\_.
16. This wisdom included the skill to work with three metals. They are \_\_\_\_\_, \_\_\_\_\_, and \_\_\_\_\_. He was also given the skill to work with two other items which are \_\_\_\_\_ and \_\_\_\_\_. Ex. 31:4-5.

### ENROLL NOW

Have your leaders enrolled? If not, why not enroll them today and secure the added benefit of trained leaders for your outpost? Send their names and addresses to the National Training Coordinator, 1445 Boonville, Springfield, Missouri 65802.



SUBJECT: THE FOUR GOLD POINTS OF THE RANGER EMBLEM AS FOUND IN THE BIBLE

LESSON: 5 SOCIAL GROWTH

Social growth takes place as we learn how to get along with other people. We often like to divide those whom we meet into two groups. In one group we place those we like and in the other group those we do not like. We will do almost anything to help our friends, while at the same time, we not only refuse to help those we do not like, but often we will pull some mean tricks on them. In some cases, we deliberately hurt them. This is the way the people of the world act but is not the way a Royal Ranger should behave.

WHAT SHOULD BE OUR ATTITUDES TOWARD OTHERS?

1. Matt. 5:44 says; "\_\_\_\_\_ your enemies, \_\_\_\_\_ them that curse you, \_\_\_\_\_ to them that hate you, and \_\_\_\_\_ for them which despitefully use you, and persecute you."
2. 1 Peter 3:9 adds to this; "Not rendering \_\_\_\_\_ for evil, or \_\_\_\_\_ for railing; but contrariwise blessing."
3. 1 Thess. 5:15; "see that none \_\_\_\_\_ evil for evil unto any man."
4. Romans 12:20; "Therefore if thine enemy hunger, \_\_\_\_\_ him; if he thirst, give him \_\_\_\_\_."
5. Romans 12:15; "\_\_\_\_\_ with them that do rejoice, and \_\_\_\_\_ with them that weep."
6. Matt. 7:12 sums it all up by saying; "Therefore all things whatsoever ye would that men \_\_\_\_\_, do ye even so \_\_\_\_\_."

Thus, we see from the scriptures that we should love, pray for, and help others all we can. This includes those we do not like as well as those we like.

WHAT SHOULD BE OUR ATTITUDES TOWARD THEIR ACTIVITIES?

Although we should love the person, we do not have to approve of their actions or deeds. In fact, we should not engage in the activities of the world.

7. Colossians 3:8, 9; "But now ye also put off all these; \_\_\_\_\_, \_\_\_\_\_, \_\_\_\_\_, \_\_\_\_\_, \_\_\_\_\_ out of your mouth. \_\_\_\_\_ one to another, seeing that ye have put off the old man with his deeds."
8. 1 Cor. 6:10 tells us 5 types of persons who will not make it to heaven. List them: (1) \_\_\_\_\_, (2) \_\_\_\_\_, (3) \_\_\_\_\_, (4) \_\_\_\_\_, and (5) \_\_\_\_\_.

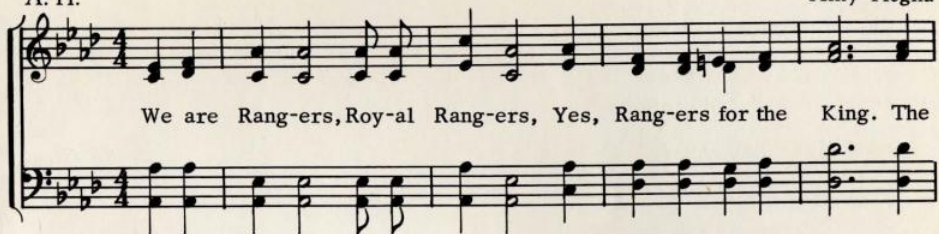
"Maybe hard work won't kill a person, but then, I never heard of anyone who RESTED to death either."

Lavonne Mathison

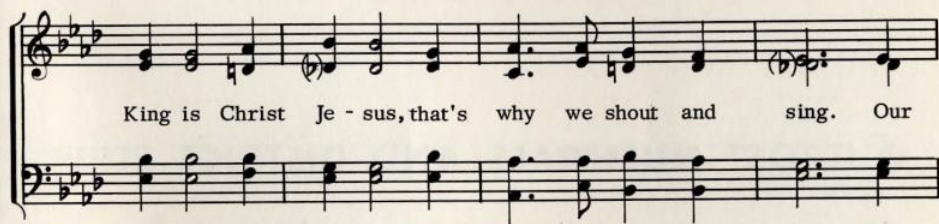
# Royal Rangers Motto Chorus

A. H.

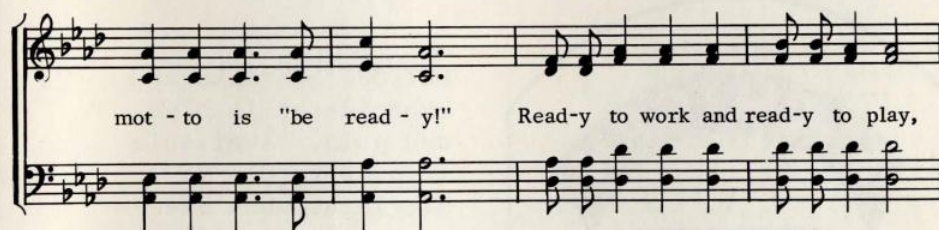
Amy Hegna



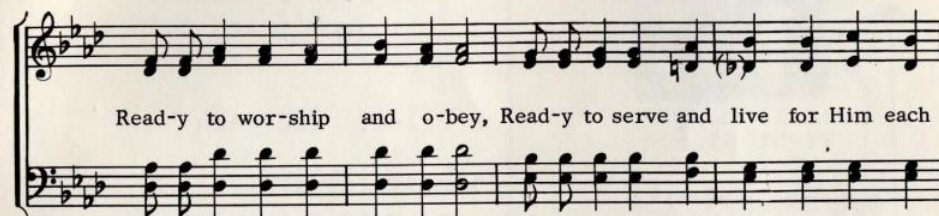
We are Rang-ers, Roy-al Rang-ers, Yes, Rang-ers for the King. The



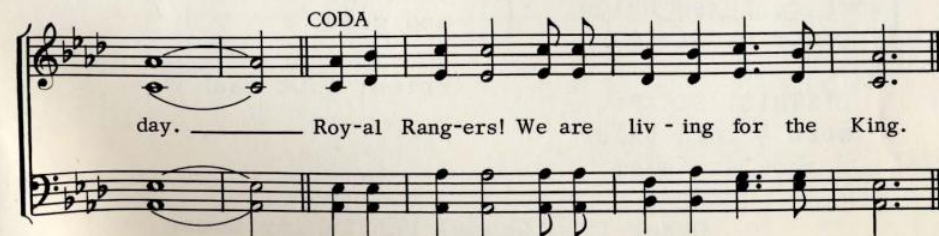
King is Christ Je - sus, that's why we shout and sing. Our



mot - to is "be read - y!" Read-y to work and read-y to play,



Read-y to wor-ship and o-bey, Read-y to serve and live for Him each



day. \_\_\_\_\_ Roy-al Rang-ers! We are liv - ing for the King.



## OUTPOST NUMERALS AND DISTRICT STRIP



OUTPOST NUMERALS are embroidered in blue and gold. Available in numbers 0 - 9. Single numbers are worn side by side to form double and triple numbers.

Price: 20¢ each

DISTRICT STRIPS are embroidered in blue and gold.

Price: 30¢ each

Order from Gospel Publishing House  
1445 Boonville Ave., Springfield, Mo.