

ROYAL RANGERS LEADERS



# DISPATCH



MARCH APRIL MAY 1967



## Commander's Corner . . . .

Dear Commander:

Perhaps you have already heard about the exciting Regional Assembly of God Conventions. One of these conventions will be in your area. Here are the dates and places: Atlanta, Georgia - Feb. 14-16; Rochester, New York - Feb. 28-March 2; Portland, Oregon - March 7-9; Springfield, Missouri - March 14-16; Phoenix, Arizona - April 12-14.

In each convention there will be a Royal Ranger workshop entitled "Guiding Boys Through Royal Rangers." I believe these workshops will be very beneficial to all our Commanders. In addition there will be many exciting services, colorful displays and informative conferences. I would like to encourage each of you to attend the convention nearest you. I believe you will be more than repaid for your efforts.

Many churches will be sending delegates. You may want to check into this. In any event, we certainly hope to see you at one of the conventions. If you come to the convention, be sure to check by the Royal Ranger booth.

In this issue of "Dispatch" we have included additional information on the new auxiliary, Buck-A-Roos, for boys 7 - 8 years old. I would appreciate you praying with us that God will bless in the development of this new program.

Also enclosed, on page 8, is information about a new position in the outpost entitled "Junior Commander." This position might be helpful in your outpost.

May this spring quarter be a time of excitement and achievement for your outpost.

"READY" in His service,

ROYAL RANGERS DIVISION

Johnnie Barnes  
National Commander

# PLANNING GUIDE

SPRING 1967

MONTHLY THEME	WEEKLY PROGRAM FEATURE	SPECIAL ACTIVITIES	SPECIAL PROJECTS	
M A R C H	"READY" FOR EMERGENCIES (See Chapter 8 "Leader's Manual")	1. HIGHWAY EMERGENCY (Auto accidents) 2. FIRE EMERGENCY 3. OUTDOOR EMERGENCY (Snake bite, drowning, accidents, etc.) 4. WEATHER EMERGENCY (Tornadoes, floods, blizzards, earthquakes, etc.)	VISIT ONE OF THE FOLLOWING: HIGHWAY PATROL, FIRE DEPARTMENT, CIVIL DEFENSE, WEATHER BUREAU (Make arrangements in advance)  TRAIN OLDER ROYAL RANGERS AS AN EMERGENCY UNIT	MAKE OR PURCHASE OUTPOST EMERGENCY EQUIPMENT  DEVELOP A PROJECT FROM CHAPTER 7 OF THE "LEADER'S MANUAL"
MONTHLY THEME	WEEKLY PROGRAM FEATURE	SPECIAL ACTIVITIES	SPECIAL PROJECTS	
A P R I L	FIRECRAFT (See Chapter 1 "Adventures in Camping")	1. CAMPFIRE PREPARATION (pages 8-9*) 2. TYPES OF FIRE AND THEIR USES (pages 11-13*) 3. LIGHTING AND EXTINGUISHING FIRES (pages 10 and 14*) 4. CARE OF MATCHES (page 15*)	LOST-MAN SEARCH HIKE (Utilizing emergency training)  SPRING CAMP-OUT	MAKE A WATERPROOF MATCH BOX AND PREPARE WATERPROOF MATCHES FOR EACH ROYAL RANGER
MONTHLY THEME	WEEKLY PROGRAM FEATURE	SPECIAL ACTIVITIES	SPECIAL PROJECTS	
M A Y	CAMP SANITATION (See Chapter 4 "Adventures in Camping")	1. FOOD CARE (pages 46-49*) 2. SHOWER AND LATRINES (pages 49-51*) 3. DISHWASHING (pages 51-53*) 4. GARBAGE DISPOSAL (pages 54-55*)	TRAINING CAMP-OUT (To give boys training in various camping techniques)	REPAIR AND MAKE READY CAMPING EQUIPMENT FOR CAMP SEASON

\*"Adventures in Camping"

# DEVOTIONAL GUIDE



## TRACKS

(Submitted by Roland A. Zeller  
New Haven, Connecticut)

*Purpose:* To stress importance of obedience and good example.

Tim lived near the railroad tracks. His mother warned him many times not to cross the tracks in front of the house, but to use a little bridge farther down the track. One day after a deep snow, Tim had taken the short cut across the tracks to meet his friends. He had not given the danger of crossing the tracks a second thought. All of a sudden they heard a train whistle and screeching brakes. Tim looked up and saw someone close to the tracks. Rushing nearer he found his four-year-old brother, Jack, standing near the tracks. He had almost been hit by the train. His mother was very upset when she heard what happened and wanted to know why the boy was near the tracks. Little Jack said, "I was following Tim's steps in the snow."

We are all making a path every day of our life. Someone is sure to follow our steps. Where will we lead them? Will we lead them to good or bad places? Will we lead them to Sunday school and church? Will our actions help others to find Jesus? It is very important to be obedient and set a good example.

## CACTUS SPINES

(Submitted by Wesley Kilcrease  
Chula Vista, California)

Fellas, we all know how much it hurts when we brush up against, or run into a cactus plant with all those sharp spines that stick into our bodies. It can be quite painful, even with very small cactuses. If we do not take care of the wound and remove the cactus spine right away, we can become very ill with infection. A cactus should be removed by a doctor and as soon as possible. He

knows the best way to remove it and prevent the spread of infection. The important thing to remember is to get medical attention immediately.

The same thing applies when we brush up against or run into sin. When we sin, even very slightly, we should take care of it right away or it can infect and poison our entire Christian life. There are many doctors who can remove cactus spines, but there is only one Physician who can remove the spines of sin—our Lord and Saviour, Jesus Christ. We should be very careful how and where we walk as Christians. We should avoid sin and its effect. The best way to do this is to read God's Word, pray daily, and live by the ideals of the Royal Ranger program.

## CLEANSING

(Submitted by Edward A. Reinauer  
Jeannette, Pennsylvania)

Recently I was reading a story on wildlife. The writer related how different animals cleanse themselves. Some roll in the dust to cleanse themselves, others wash with their tongue, but I was particularly interested in the way a fox rids himself of fleas. A fox will take a stick in its mouth, enter a stream of water and slowly wade out from the shore. To escape the water, the fleas begin crawling over his nose and onto the stick. When the fox thinks that the fleas are all on the stick he lets it flow free. He finally ducks his nose under water so he is completely immersed. Then he rises to the surface and swims back to shore.

Animals have many unique ways of becoming clean. However, there is only one way we can cleanse ourselves from sin. We must come to Jesus and ask Him to forgive us and cleanse us from all unrighteousness (1 John 1:9).

## HIS OWN ROPE

(Submitted by Paul L. Johnson  
Pico Rivera, California)

There was a man who lived in a very small European town. He was a rope maker by trade. He put the best materials money could buy into each rope. His name became widely known and his ropes became more and more in demand. It became necessary for him to hire helpers and move into a large building. His business continued to grow. He decided he could make more money by putting cheaper material in the ropes. Greed came into his heart. He began using inferior materials and became richer and richer.

One day he decided to go on a cruise around the world. A few days out at sea a storm arose. It became worse and worse. After being in his cabin for several days, the man went up on deck for a breath of fresh air. While on deck a large wave washed him overboard. A crewman threw him a life ring and began pulling him to safety. Suddenly the rope broke. The crewman was puzzled because the rope was new. It was discovered later that the rope was made by the man who drowned.

Galatians 6:7 states, "Whatsoever a man soweth that shall he also reap." Be sure you are sowing the right thing.

## QUENCHING THE SPIRIT

(Submitted by Ron Halvorson  
Montebello, California)

Build a small fire next to the large campfire. Have a bucket of water, with enough water to completely extinguish the small fire, nearby.

Explain that the Holy Spirit is symbolized as fire. Tell what the Holy Spirit does inside a man; fire warms, illuminates, spreads, and purifies. We are to keep this fire burning within us by refueling it with prayer, Bible study, love, and service. (Each time you speak of one of the above, throw a piece of

tinder or kindling on the fire. Allow it to begin to burn well before going to the next point.)

In 1 Thessalonians 5:19 we are told, "Quench not the Spirit." When you quench something, you extinguish it, put it out, as water will quench this fire. You can quench the fire of the Holy Spirit that is within you by:

1. Waters of worldliness.
  2. Smothering it with indifference.
  3. Isolation from fellow Christians.
- (Embers die out when scattered.)

Take the bucket of water and quench your small fire as an example of how the Spirit is quenched.

Have four stacks of kindling to one side labeled prayer, Bible study, love, and service. Have each boy choose a stick from one of the four stacks and cast it into the big fire as a symbol that he wants the "fire of the Holy Spirit" to be refueled in his heart in that particular area. Have a closing prayer with everyone standing around the fire.

## TOWERING REDWOOD OR SCRUBBY PINE

(Submitted by William Baucum  
Ridgecrest, California)

*Purpose:* To teach boys to be strong in Christ.

*Equipment Needed:* Campfire

Tonight as we are gathered around this campfire, let us stop for a moment and consider the majestic beauty of God's creation. As we sit in silent meditation, look around you at the beauty you can see. Look at the heavens and its vast array of stars. Listen to the wind as it gently whispers through the pine trees. Look at the towering pine trees above you.

Let's consider the mighty redwood tree and how it grows today. We are like the trees around us. The mighty redwood started centuries ago. Fires could not stop its determination to grow

DISPATCH - Volume 3, Number 3, - March, April, May - 1967

Dispatch, a quarterly publication issued by ROYAL RANGERS, a division of the Men's Fellowship Department of the Assemblies of God, 1445 Boonville Ave., Springfield, Mo. 65802, Howard S. Bush, Executive Director; Johnnie Barnes, National Commander; Paul Feller, National Training Coordinator. Second Class postage paid at Springfield, Mo.

and to point its lofty top as high toward heaven as it could. The redwood stood through drought, through bugs and parasites. Diseases tried to fell this mighty tower of God, but to no avail. This tree withstood the mighty forces of floods, and took the strong gales of wind and threw them back into its teeth.

Are we like the redwood tree? Are we going to grow into strong, healthy towers of God, being able to withstand anything that comes our way? Or, are we going to let the taunts of others stop our growth? Will we stand through all Satan's tricks and storms and put down deeper roots and grow taller in Christ?

Let us consider the scrub pine on the mountainside. It does not have a deep root; it is not very tall. It is twisted and knarred because it could not put down deep roots. Eventually this tree will be blown off the mountainside to decay and pass on into time forgotten.

Let each of us determine to be a good Royal Ranger through Christ. Let us read our Bibles, live by the Ranger book, and pray daily to the Master Ranger for strength and guidance.

### **SET YOUR SIGHTS HIGH**

*(Submitted by Daniel Donelson  
Leon, Iowa)*

*Equipment Needed:* A compass

*Scripture Reading:* Psalm 121:1, 2

I will lift up mine eyes unto the hills, from whence cometh my help. My help cometh from the Lord, which made heaven and earth.

*Preparation:* With compass in your hand, attention is derived as you sight a certain object, such as a tree, and then the story is presented.

Johnny was a boy who loved the challenge of accomplishment and was never satisfied with the baser things of life.

One day as he stood at the foot of Mt. Baldy with compass in hand, the challenge of scaling the rocky crags seemed to grip him with an uncontrollable desire.

Determination seized Johnny. Swinging his compass in a grand arc, he observed a stately pine tree near the summit of Mt. Baldy, and this was the

guidepost that remained imprinted upon his mind as he began the climb toward his destination, the top. Streams, brush, and brambles opposed Johnny. There were times when it was a losing battle, but lifting his sights again to that glorious peak, he would set his compass once more toward the stately pine, and with seemingly a "new courage" he would press on.

After many hours of climbing, with pride Johnny stood under the shade of the pine. While stroking its bark, his lungs sucked in the mountain air as he looked upon the beauty of the valleys below.

Royal Rangers are to set their goals high, and the Master Ranger should command our sights as we forge ahead, with nothing detouring our determination.

Doctor, scientist, minister, missionary, or whatever your goal is—may your sights be high, and may your determination lead you to success, remembering the guidepost of Royal Rangers—"With God's help, I will do my best."

### **WE MUST "FEED" THE FIRE**

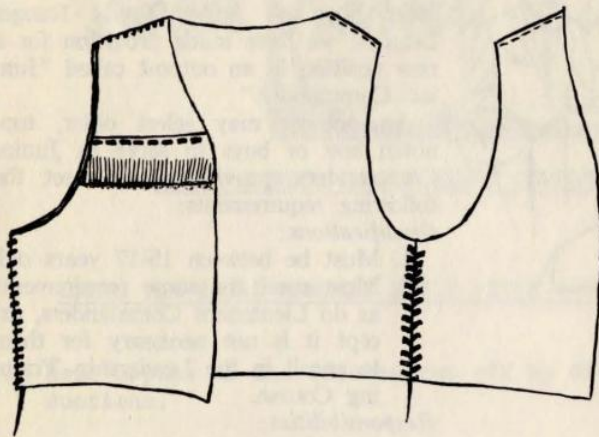
*(Submitted by Fred Davidson  
Huntsville, Texas)*

*Equipment Needed:* 6 small sticks (1½" diameter x 5 or 6 inches long) and 2 or 3 small logs

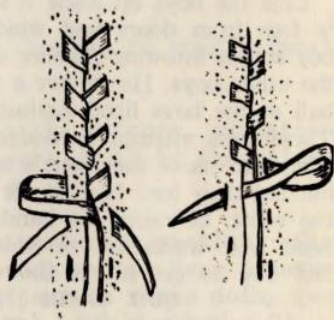

After the evening campout meal, when the dishes are cleaned and put away, gather the boys around the campfire. The fire should, by this time, be a small one, with just a few flames burning around the coals from the large fire which was made for the cooking of the evening meal.

Explain to the boys the flames represent our hearts; the sticks represent the Word of God; the logs represent the Holy Spirit. Without God's Word, our hearts grow dimmer and tend to get cold. By hearing the Word of God, our hearts flare up to send forth light and the warmth of love. By placing the logs (Holy Spirit) within our flames (hearts), the fire flares up and sends forth much light and heat—enough to cook the evening meal (our testimony for Christ).

## CRAFT IDEAS



CHISEL MADE FROM NAIL



USE DOUBLE OR SINGLE LACING

### AWARD VESTS

An award vest is an ideal way for Royal Rangers to display a record of their achievements, ratings, pow-wows, and camporees. They may display advancement pins, chevrons, advanced awards, and guide bars which they have previously received in any age division. Camporee and pow-wow patches can also be displayed in this way.

These vests may be worn during any

Royal Ranger activity, except formal occasions, such as banquets and church services.

Make the vest from buckskin, suede cloth, or felt and lace it with leather or plastic lacing. Punch holes for lacing with a sharp leather chisel or make a chisel from a nail with a file. Use an old vest as a pattern or secure a vest pattern from a store. This would make a good outpost craft project.

# IDEAS

## For Leaders



### GAME IDEAS

#### DODGE BALL

*(Submitted by Roy Meyer  
Belleville, Illinois)*

Line the boys up along a wall which is free from doors and windows. One boy stands throwing-distance away from the other boys. He throws a ping pong ball at the boys lined against the wall. These boys attempt to dodge the ball. They can move their heads and bodies, but not their feet. If a boy is hit above the waist, he raises his hands over his head and walks to the sideline. The last boy to get hit is the winner.

#### QUIZ CARDS

*(Submitted by Walter J. Landers Jr.  
Portland, Oregon)*

Pass out three or four cards, each with one question and answer printed thereon. Questions should relate to Royal Ranger activity (code, pledge, emblem, first aid, Bible, and other requirements). Rangers go from one boy to another trying to answer the questions held by the other boys. If the Ranger answers correctly, he receives the card; if not, he does not. The other boy then has a chance to answer a question from one of the cards held by the first Ranger. If a boy loses all his cards, he may obtain more from the one in charge. The Ranger with the most cards at the end of the period wins the game.

### JUNIOR COMMANDERS

Because of the many requests to use older boys as Junior Royal Ranger Leaders, we have made provision for a new position in an outpost called "Junior Commander."

An outpost may select older, top-notch boy or boys to serve as Junior Commanders, provided they meet the following requirements:

#### Qualifications:

1. Must be between 15-17 years old.
2. Must meet the same requirements as do Lieutenant Commanders, except it is not necessary for them to enroll in the Leadership Training Course.

#### Responsibilities:

1. Should assist the Commander and Lieutenant Commanders in the various activities of the outpost.
2. Should not be given full responsibility for an outpost meeting or outing.
3. The responsibilities of the Junior Commander should not replace or interfere with the duties of the Senior Guide.

#### INSIGNIA

Junior Commander Bars are available from the Gospel Publishing House. They are similar to the Lieutenant Commander Bars except they are red instead of blue. Order No. 15-6947. Price: \$1.25 per pair.

### NEW FRONTIERSMEN CAMPING FRATERNITY

We are happy to announce the beginning of a new Royal Ranger camping fraternity similar to the Boy Scouts' "Order of the Arrow," except our emphasis will have a frontier background instead of Indian lore.

#### PURPOSE OF THIS ORGANIZATION

1. To give recognition to boys who have shown exceptional interest and achievement in the Royal Rangers.

#### FURTHER INFORMATION

Contact your District Commander for information about the development of the Frontiersmen Camping Fraternity in your District.





# Royal Rangers Bible Study

## ROYAL RANGERS BIBLE STUDY COURSE INSTRUCTIONS

### USING THE ROYAL RANGERS BIBLE STUDY COURSES IN YOUR OUTPOST

1. Have copies of the lessons run off by ditto or mimeograph reproductions.
2. Make extra copies to have a supply for new Rangers when they join your outpost.
3. Each Commander must complete the courses in advance. There are no answer sheets.
4. Explain the purpose of the Bible Study Courses to your outpost. Be enthusiastic!
5. Hand out the first lesson to everyone in the outpost, explaining they should take the lesson home and work on it by themselves. (Young Pioneers may need help from Mom or Dad.)
6. Have the boys return the lessons at the very next meeting. Give recognition to those returning lessons each week. Keep interest high by making weekly reports to the outpost on those doing good work.
7. Distribute the next lesson just before the boys leave for home. This keeps the lesson from getting lost, torn, or wrinkled. Repeat each week.

### HOW TO GRADE THE ROYAL RANGERS BIBLE STUDY COURSES

1. During the Bible Study period review each question and give the correct answer. Let the boys grade their own lessons. This will give the fellows a chance to review each lesson, and will also save the Commander a lot of valuable time.
2. Collect the lessons and record grades in the Outpost Record Book. After recording grades, return the lessons to the boys.

ROYAL RANGERS BIBLE STUDY COURSE

SUBJECT: THE BIBLE AND THE RANGER MOTTO

LESSON: 1 "READY" FOR ANYTHING

In this series of lessons we will study what the Bible has to say about the Royal Ranger Motto, "READY." One of the greatest lessons a Royal Ranger can learn is the importance of being "READY" for anything.

Paul the Apostle, who was responsible for bringing the good news of Jesus Christ to many countries, is a wonderful example of a man who was "READY" for anything.

READ WHAT HE HAD TO SAY IN ACTS 21:13.

Complete the following: "For I am \_\_\_\_\_ not to be \_\_\_\_\_ only, but also to \_\_\_\_\_ at Jerusalem for the \_\_\_\_\_ of the \_\_\_\_\_."

ALSO READ THE STATEMENT BY PAUL IN ROMANS 1:15.

Complete the following: "So, as much as in me is, I am \_\_\_\_\_ to \_\_\_\_\_ the gospel to you that are at \_\_\_\_\_ also."

NOW READ WHY PAUL WAS "READY" IN ROMANS 1:16.

Complete the following: "For I am not \_\_\_\_\_ of the \_\_\_\_\_ of Christ: for it is the \_\_\_\_\_ of God unto salvation to every one that \_\_\_\_\_."

FINALLY, READ HOW PAUL WAS "READY" TO DIE FOR THE CAUSE OF CHRIST IN 2 TIMOTHY 4:6.

Complete the following: "For I am now ready to be \_\_\_\_\_, (die) and the time of my \_\_\_\_\_ (death) is at hand."

TO DISCOVER THE RESULTS IN PAUL'S LIFE BECAUSE HE WAS ALWAYS "READY," READ 2 TIMOTHY 4:7-8.

List below three things given in verse 7 that Paul was able to do because he was "READY":

1. \_\_\_\_\_ 2. \_\_\_\_\_  
3. \_\_\_\_\_

What did Paul say, in verse 8, he would receive for being faithful and "READY?"

Complete the following: "I have fought a \_\_\_\_\_, I have finished my \_\_\_\_\_, I have kept the \_\_\_\_\_; henceforth there is \_\_\_\_\_ up for me a \_\_\_\_\_ of righteousness, which the \_\_\_\_\_, the righteous judge, shall \_\_\_\_\_ me at that day: and not to me \_\_\_\_\_, but unto \_\_\_\_\_ them also that \_\_\_\_\_ his appearing."

No man can tell whether he is rich or poor by turning to his ledger. It is the heart that makes a man rich. He is rich according to what he is, not according to what he has.

—Henry Ward Beecher

ROYAL RANGERS BIBLE STUDY COURSE

SUBJECT: THE BIBLE AND THE RANGER MOTTO

LESSON: 2 "READY" TO WORK

A great man once said, "Industry (work) is the making of a man." Certainly every Royal Ranger should be "READY" to work for the Lord, his church, and his outpost. Being "READY" and willing to work is a great step in becoming a success when you become a man.

The Bible tells us about two young men named Joshua and Caleb. They were among the spies who Moses sent into Canaan to look over the land before the people took it. It was discovered that the land had many walled cities and there were also giants living there. Most of the people felt it would be too great a task to conquer Canaan.

Joshua and Caleb stood up and pleaded with the people. They reasoned if the people would not be afraid, and would really try, God would be with them. Joshua and Caleb became great leaders in Israel because they were "READY" and willing to accept any task God gave them to do.

READ THEIR STORY IN NUMBERS, CHAPTER 13, AND THE FIRST NINE VERSES OF NUMBERS, CHAPTER 14.

Also read Joshua 1:1-9 and Joshua 14:6-12.

TRUE OR FALSE

1. Moses showed his confidence in Joshua and Caleb by sending them as spies into Canaan. \_\_\_\_\_
2. They brought back a good report to Moses and the people. \_\_\_\_\_
3. Joshua and Caleb were afraid of the giants in the land of Canaan. \_\_\_\_\_
4. All of the spies agreed with Joshua and Caleb. \_\_\_\_\_
5. Joshua and Caleb thought it best if they agreed with the crowd. \_\_\_\_\_
6. Joshua and Caleb were "READY" to take the land of Canaan. \_\_\_\_\_
7. Joshua became the leader of the children of Israel after Moses died. \_\_\_\_\_
8. God told Joshua if he would be strong and have courage, He would be with him. \_\_\_\_\_
9. When Caleb became old, he was unwilling to work the way he had when he was a young man. \_\_\_\_\_
10. The mountain Caleb asked for was an easy job to take. \_\_\_\_\_
11. Working for God is always easy. \_\_\_\_\_
12. It is important to always be "READY" to work. \_\_\_\_\_

Mr. Mean-To has a comrade, and his name is Didn't-Do;  
Have you ever chanced to meet them?  
Did they ever call on you?  
These two fellows live together in a house of never-win;  
And I'm told that it is haunted  
By the Ghost of Might-Have-Been.

SUBJECT: THE BIBLE AND THE RANGER MOTTO

LESSON: 3 "READY" TO SERVE

Serving the Lord Jesus Christ is not always easy. Sometimes we are laughed at and criticized because we are faithful in our service to Him. Sometimes, it takes a real he-man to be a good Christian. Every Royal Ranger should be "READY" to serve God no matter what happens.

The Bible tells us about three young men who were willing to be thrown into a fiery furnace in order to serve the Lord.

READ THEIR STORY IN DANIEL 3:1-30.

Answer the following questions:

1. Who was the King of Babylon? (verse 1) \_\_\_\_\_.
2. What did he build for the people to worship? \_\_\_\_\_
3. How high and how wide was the image? \_\_\_\_\_  
\_\_\_\_\_
4. List eight classes of people the King required to worship his image. (verse 3) \_\_\_\_\_,  
\_\_\_\_\_, \_\_\_\_\_, \_\_\_\_\_,  
\_\_\_\_\_, \_\_\_\_\_, \_\_\_\_\_, \_\_\_\_\_,  
\_\_\_\_\_ and \_\_\_\_\_ of the \_\_\_\_\_.
5. List the six musical instruments that played while the people bowed before the image. (verse 5) \_\_\_\_\_, \_\_\_\_\_, \_\_\_\_\_,  
\_\_\_\_\_, \_\_\_\_\_, and \_\_\_\_\_.
6. Give the three Jewish boys' names. (verse 12) \_\_\_\_\_,  
\_\_\_\_\_, and \_\_\_\_\_.
7. What province were the three Hebrews rulers over? \_\_\_\_\_.
8. Did they bow down before the golden image? \_\_\_\_\_.
9. Who did they say they served? (verse 17) \_\_\_\_\_.
10. What did they say they would not do? (verse 18) \_\_\_\_\_  
\_\_\_\_\_.
11. How did King Nebuchadnezzar feel when they refused to worship his image? (verse 19) \_\_\_\_\_.
12. What did the King do to the three Hebrews? (verse 20) \_\_\_\_\_.
13. What happened to the men who threw them into the furnace? (verse 22)  
\_\_\_\_\_.
14. How many people did the King see in the furnace? (verse 25) \_\_\_\_\_.
15. In verse 26 whose servants did the King say they were? \_\_\_\_\_  
\_\_\_\_\_.
16. Were the Hebrews hurt in any way? (verse 27) \_\_\_\_\_.
17. Did the King recognize God's power? (verse 28) \_\_\_\_\_.
18. For what purpose did God deliver the three boys? (verse 28) \_\_\_\_\_  
\_\_\_\_\_  
\_\_\_\_\_.

Be strong.

We are not here to play, to dream, to drift.

We have hard work to do and loads to lift.

Shun not the struggle, face it—'tis God's gift.

ROYAL RANGERS BIBLE STUDY COURSE

SUBJECT: THE BIBLE AND THE RANGER MOTTO

LESSON: 4 "READY" TO WORSHIP

One of the most important duties of a Royal Ranger is to be "READY" to worship. We worship God by singing hymns and listening to His Word in church. We worship God, also, when we pray and read the Bible.

The Bible tells us about a young man named Daniel who always was "READY" to worship God. He did not have a church to worship in, however, everyday he took time to pray in his room and worship God. Evil men, who hated Daniel, plotted to have him killed. God delivered Daniel because he was "READY" to worship God, even if it meant death.

READ HIS EXCITING STORY IN CHAPTER SIX OF THE BOOK OF DANIEL.

Complete the following multiple-choice questions by underlining the correct answer:

1. King Darius had (72) (95) (120) princes in his kingdom.
2. Daniel's position among these princes was (third) (first) (seventh).
3. Daniel was preferred above the others because he (was very smart) (had an excellent spirit) (was handsome).
4. Daniel's enemies found (a few faults) (many faults) (no fault).
5. The King signed a decree that no one could ask a petition of any god or man for a period of (30) (21) (15) days.
6. The decree stated whoever disobeyed would be (beheaded) (hung) (cast into the lion's den).
7. In spite of the decree, Daniel kneeled and prayed (one time) (two times) (three times) a day.
8. When he prayed, Daniel (closed his doors) (shut his windows) (opened his windows).
9. The King threw Daniel in the lion's den because he (was angry at Daniel) (did not like Daniel) (could not change the decree).
10. The King spent the night (drinking) (fasting) (sleeping).
11. The next morning the King went (in haste) (slowly) (uncertainly) to the lion's den.
12. God delivered Daniel from the lions by (striking them dead) (shutting their mouths) (making them blind).
13. The King was (exceeding glad) (completely surprised) (very disappointed).
14. The King made (a decree) (a speech) (a promise) that everyone should fear Daniel's God.
15. Daniel (suffered) (prospered) (was rejected) in the reign of Darius.

Life itself can't give you joy,  
Unless you really will it:  
Life just gives you time and space  
It's up to you to fill it.

## **\$ HOW YOUR OUTPOST CAN EARN \$**

Your Royal Ranger Outpost always needs money for some wonderful project from which YOU BENEFIT. So naturally you are interested in helping to raise the money. TEAM magazine wants to help you raise the money.

Here is the simple plan which you can easily follow to earn the money. For each year's subscription to TEAM that your boys secure, your Royal Ranger Outpost will receive a 25¢ commission. With all the boys in your outpost working you can raise a sizable sum of money for your project.

A special subscription order form and other supplies are available. When you write please indicate the number of boys in your outpost needing supplies.

# *A Wonderful*

## **MEN'S MAGAZINE**

# **TEAM**

Each month TEAM highlights activities, interests and thrilling stories about men. It tells of the work of Royal Rangers and encourages men in it.

For complete information write:

**TEAM 1445 Boonville Ave., Springfield, Mo. 65802**

# BUCK-A-ROO PROGRAM

## FOR BOYS 7-8 YEARS OLD

The Buck-A-Roo program is a junior auxiliary to the regular Royal Ranger program and is designed for boys seven and eight years old. This program will feature a western theme, which is a favorite emphasis for boys at this age level. The name "Buck-A-Roo" was the first name given the American cowboy. It was adopted from the Spanish word *vaquero*.

### UNIFORMS



#### NECKERCHIEF

The Buck-A-Roos will wear a colorful neckerchief in the style of the Old West. The neckerchief is in a brilliant yellow and has the Royal Ranger emblem and the name Buck-A-Roos printed on the back.

8 RR 287 **Buck-A-Roo Neckerchief** \$1.35

#### NECKERCHIEF SLIDE

A Neckerchief Slide is available as part of the Buck-A-Roo uniform. Made of durable, white plastic and imprinted in red, with the Top Hand Buck-A-Roo emblem, this item is a smart addition to the Buck-A-Roo outfit.

8 RR 288 **Buck-A-Roo Neckerchief Slide** 25c



#### ADVANCEMENT PINS

Buck-A-Roos will be given opportunity to earn 4 advancement pins while working their way through the program.

15 RR 256 **Greenhorn Advancement Pin (steer head)** 50c

15 RR 257 **Wrangler Advancement Pin (boots)** 50c

15 RR 258 **Range Rider Advancement Pin (saddle)** 50c

15 RR 259 **Top Hand Advancement Pin (horse & rider)** 50c

#### BUCK-A-ROO NAME TAB

The name "Buck-A-Roo" in gold lettering on a red background, will be worn proudly by your Buck-A-Roos.

15 RR 253 **Buck-A-Roo Name Tab** 25c

### HANDBOOKS

#### BUCK-A-ROO HANDBOOK

This book will be the Buck-A-Roos' guide through the exciting Buck-A-Roo program. It contains instructions for attaining the various ratings, lessons for everyday living, explanation of the Buck-A-Roo and Royal Ranger programs, suggestions for adventurous and exciting activities, etc. Every Buck-A-Roo will treasure this handbook.

2 RR 681 **Buck-A-Roo Handbook** 75c



#### BUCK-A-ROO LEADER'S HANDBOOK

Written by Johnnie Barnes, National Commander of the Royal Ranger program, this informative booklet is designed for the men who lead the Buck-A-Roo program. It offers instruction on the ways and means of coordinating the Buck-A-Roo program, organizational details, leadership helps, and instruction for planning successful outdoor activities. A supplement to the *Royal Rangers Leader's Manual*, this book is a must for your Buck-A-Roo leaders.

2 RR 691 **Buck-A-Roo Leader's Handbook** 35c

For further information about the Buck-A-Roo program and the Buck-A-Roo accessories write: The Gospel Publishing House, 1445 Boonville Ave., Springfield, Missouri 65802.

# Royal Rangers Dress Jacket

PERMA-  
PRESS



DRESS  
JACKET

Attention! Royal Rangers leaders, here is the Royal Rangers leader's uniform dress jacket. This smartly styled *perma-press* coat will be a fine addition to your full dress uniform. Available in a large range of sizes, it is offered to you for the low price of \$33.25. Order yours now.

8 RR 447	Royal Rangers Leader's Dress Jacket size 38 short	\$33.25
8 RR 449	Royal Rangers Leader's Dress Jacket size 40 short	33.25
8 RR 450	Royal Rangers Leader's Dress Jacket size 42 short	33.25
8 RR 451	Royal Rangers Leader's Dress Jacket size 44 short	33.25
8 RR 456	Royal Rangers Leader's Dress Jacket size 40 regular	33.25
8 RR 457	Royal Rangers Leader's Dress Jacket size 42 regular	33.25
8 RR 458	Royal Rangers Leader's Dress Jacket size 44 regular	33.25
8 RR 459	Royal Rangers Leader's Dress Jacket size 46 regular	33.25
8 RR 460	Royal Rangers Leader's Dress Jacket size 48 regular	33.25
8 RR 462	Royal Rangers Leader's Dress Jacket size 38 long	33.25
8 RR 464	Royal Rangers Leader's Dress Jacket size 40 long	33.25
8 RR 465	Royal Rangers Leader's Dress Jacket size 42 long	33.25
8 RR 466	Royal Rangers Leader's Dress Jacket size 44 long	33.25

GOSPEL PUBLISHING HOUSE > 1445 BOONVILLE AVENUE, SPRINGFIELD, MO. 65802

WORD OF LIFE BOOK STORE > 1514 SECOND AVENUE, SEATTLE WASHINGTON 98101

POSTPAID IN U.S.A. PRICES OUTSIDE THE CONTINENTAL UNITED STATES SLIGHTLY HIGHER