



ROYAL RANGERS LEADERS

ДИПАТЧ



FALL 1975

DISPATCH

Volume XII Number 1
Fall 1975

SILAS GAITHER
*National Director
Church Ministries*

GLEN B. BONDS
*Secretary
Men's Department*

JOHNNIE BARNES
*National Commander
Royal Rangers*

PAUL STANEK
*National Training &
Promotional Coordinator*

JOHN ELLER
*EDITOR
National Dispatcher*

About the Cover

This issue of Dispatch is a memorial to Elton Bell (1928-1975). Commander Bell went to be with the Lord in an accident at Union, Mo., on April 5, 1975. He was pastor of First Assembly of God in Union.

Commander Bell, known as "Senior Guide" for his colorful NTC leadership, had served as Iowa District Commander, Plainsmen Territorial FCF Representative, and National NTC Representative. A prolific writer, his works have appeared often in our publications.

DISPATCH is a quarterly publication issued by Royal Rangers, 1445 Boonville Ave., Springfield, Mo. 65802. Subscription price (U.S.) \$1.00 per year. Second-class postage paid at Springfield, Missouri.

**ELTON BELL
A TRIBUTE**

The National Office was saddened by the news of the death of Elton Bell. On Saturday, April 5, he was installing a CB radio antenna when his foot became entangled in a lead wire. As he fell the antenna struck a powerline. He was pronounced dead on arrival at the hospital.

He served in many capacities in the Royal Rangers program, such as District Commander, Regional FCF Representative, and National Vice-President. At the time of his death, he was serving as a contributing editor of High Adventure, National NTC Representative, and as a member of the National Executive Committee. Many of the Aides-de-Camp will remember the stirring message he brought as special speaker at our final banquet during the 1975 Council.

He was an outstanding soul winner. At one Council Fire service in Southern Missouri, over 90 boys stepped forward to accept Christ in response to his challenging ministry.

He spoke at many Pow-Wows and conventions, but was best known for his role as Senior Guide at many of our National Training Camps. He was affectionately known to many as "Senior Guide Bell." His ability to make men look inside themselves, then go on to improve their leadership qualities, was unexcelled.

Elton was a giant in the Royal Rangers program, and left a legacy of knowledge and challenge to men and boys that will never be forgotten. He left a big gap in the Royal Rangers program, and on the front lines of God's army.

Commander Bell was a man who practiced what he preached. The impact he made on the lives he touched, made him a man that will never be forgotten. Everytime a hunter's horn is blown at an NTC, everytime a crackling Council Fire is lit at a Pow-Wow, everytime a flintlock rifle is fired at an FCF Rendezvous, and everytime energetic boys participate in an exciting campcraft game or ac-

(continued on page 8)

New Additions and Changes for the Royal Rangers Program

1. DISTRICT CERTIFICATION PLAN FOR LEADERSHIP TRAINING COURSE

To meet the need for qualified instructors to teach the Leadership Training Course, a plan for district certification has been developed.

2. GOLD CLUSTER AWARD

A unified Sectional Commander's Award program entitled "Gold Cluster Award" (effective July 19, 1975).

3. REBATE OF CHARTER FEES TO SELF-CHARTERING DISTRICTS

When High Adventure became part of the charter procedure, the National Office kept the cost of High Adventure to a minimum (\$1); in fact, they listed it below minimum because it actually cost about \$1.15 to print the magazine; however, they did not take into consideration the rebate of self-chartering districts, which means High Adventure is reduced another ten percent in self-chartering districts. The magazine could not survive on this low production cost. We were, therefore, absorbing this additional ten percent from our Royal Rangers budget. We cannot continue to do this. In the future, self-chartering districts will receive a rebate on the charter fee only, which would be five percent of the total \$2 fee.

4. NATIONAL FCF RENDEZVOUS

Plans are under way for the second National FCF Rendezvous in 1976 at Dogwood Valley near Branson, Missouri, July 27-31, 1976. The theme will be "The Spirit of '76." More announcements on this later.

5. SECTIONAL STAFF PATCH

A new sectional staff patch is now available for leaders with sectional responsibilities.

6. ADDITIONAL AWARDS

GOLD BUFFALO: Royal Rangers who have earned the Gold Medal of Achievement may obtain additional recognition by earning the Gold Buffalo.

The Gold Buffalo is awarded for earning six (6) additional advanced awards of their choice (making a total of 25 awards).

The Gold Buffalo is worn centered on the ribbon of the Gold Medal of Achievement.

(Effective July 1, 1975)

SILVER BUFFALO: After earning the Gold Buffalo, Royal Rangers may receive further recognition by earning the Silver Buffalo.

The Silver Buffalo is awarded for earning seven (7) additional advanced awards of their choice (making a total of 32 awards).

The Silver Buffalo is worn centered on the ribbon of the Gold Medal of Achievement.

(Effective July 1, 1975)

7. PROGRAM FOR YOUNGER BOYS

The decision was made to develop a program for five- and six-year-old boys. The name, nature, and content of the program will be shared with you in the future.

8. REGIONAL COORDINATORS

Inasmuch as many Regional Aides-de-Camp will be asked to assist in coordinating FCF Wilderness Vigils, and inasmuch as many of these Aides-de-Camp are coordinating many other regional activities such as National Training Trails; Regional Aides-de-Camp will now be referred to as Regional Coordinators. This will be more in keeping with their job responsibilities.

9. APPOINTMENT OF DISTRICT AIDE-DE-CAMP

To better clarify the appointment of District Aide-de-Camp, there is a change in terminology as reflected in the following statement.

"District Aides-de-Camp are *appointed* by the District Commander or appropriate district committee, and *ratified* by the National Office. Ratification by the National Office should be obtained before the potential candidate is informed of his selection.

In the event the District Aide-de-Camp should be removed from office; if he should not be reappointed; the District Commander shares the reason with the National Office for their approval. After consultation with the National Office, the District Commander would then inform the District Aide-de-Camp that he was being removed or that he was not being reappointed.

10. RED CROSS PATCH

The National Committee has author-

(continued on page 12)

PLANNING GUIDE

September

WEEKLY THEME	WEEKLY PROGRAM FEATURE	SPECIAL ACTIVITIES	PROJECTS & RESOURCE
CYCLING	<ol style="list-style-type: none"> 1. Patrolman or knowledgeable person demonstrate bike safety, including hand signals & rules of the road. 2. Distribute mimeographed copies of Bike Safety Code. 3. Show a film on cycling. 	<ol style="list-style-type: none"> 1. Review Bicycle Safety Code. 2. Practice hand signals. 3. Distribute bike saddlebag plans to those wishing them. 4. Ask boys who have bikes to bring them next week. 	<ol style="list-style-type: none"> 1. Local cycle shops. 2. American Youth Hostels, Inc., 20 W. 17th St., N.Y., N.Y. 10011 3. Boy Scout merit badge book on cycling. 4. Troop Activities Book, Boy Scouts of America.
CYCLING	<ol style="list-style-type: none"> 1. Post Bicycle inspection check list. 2. Have Outpost committee look over & check condition of all bikes brought to meeting. 3. Discuss bicycle safety code. 4. Discuss bicycle hand signals. 	<ol style="list-style-type: none"> 1. Make bike saddle bags. 2. Have bicycle quiz on local regulations. 3. Plan Bike Rodeo for next week. 4. Practice hand signals. 5. Set date for bike hike. 	<ol style="list-style-type: none"> 1. Bicycle Institute of America, 122 E. 42nd St., N.Y., N.Y. 10011 2. Troop Activities Book, Boy Scouts of America.
BIKE RODEO	<ol style="list-style-type: none"> 1. Safety inspection. When bike passes, put on OK tag. 2. Lay out area for bike rodeo. 3. Assign Outpost Committeemen their areas of events. 4. Continue rodeo till all boys are thru. 	<ol style="list-style-type: none"> 1. Boys provide bikes. 2. Have at least 6 events. <ol style="list-style-type: none"> A. Figure 8 B. 30' straight path C. Right or left turn D. 18' circle E. Obstacle stop F. Opposite direction turn 	Bike Ways by Lillian & Godfrey Sterling, Frankel Pub. Co., New York. Troop Activities of America for Bike Rodeo.
BIKE HIKE	<ol style="list-style-type: none"> 1. Announce date. 2. Plan your routing. <ol style="list-style-type: none"> A. If in large area it is best to follow a marked route. 3. Plan to start and finish in daylight hours. 4. Plan your menu. 5. Plan your program. 	<ol style="list-style-type: none"> 1. Complete bike saddle bags. 2. Make emerg. kit. <ol style="list-style-type: none"> A. Tire pump, patch kit, spare inner tubes, valve cores, chain links, can of oil, screw-driver, 6-inch crescent wrench. 	<ol style="list-style-type: none"> 1. Contact Outpost Committeeman or dad to follow in car. 2. American Youth Hostels, 20 W. 17th, N.Y., N.Y. 10011 Bicycle Atlas that lists cycling tours.
REVIEW FOR BIKE HIKE	<ol style="list-style-type: none"> 1. Go over mapped route. 2. Be sure patrol guide has map. 3. Check for dad following in a car. 4. Stress again bike safety. 5. Check over menu. 6. Check over emergency kit. 	<ol style="list-style-type: none"> 1. Finish bike saddle bags. 2. Be sure all bikes are checked. 3. Set time and place to meet. 4. Rangers mount bikes & salute leaders by circling them before riding home. 	<ol style="list-style-type: none"> 1. Obtain maps to recreation areas & points of historic interest. Washington Distribution Section U.S. Geological Survey, 1200 South Eads St., Arlington, VA 22202.

October

WEEKLY THEME	WEEKLY PROGRAM FEATURE	SPECIAL ACTIVITIES	PROJECTS & RESOURCE
TRACKING AND TRAILING	<ol style="list-style-type: none"> 1. Botany or General Science teacher from school. 2. Read outdoor code. 3. Instructor introduces observation techniques. 4. Show nature film. 5. Introduce techniques on tracking and trailing. 	<ol style="list-style-type: none"> 1. Play Kim's Game. 2. Ask questions for observation. <ol style="list-style-type: none"> A. Does the light switch for this room point up or down for on? B. Do the doors of this bldg. open to inside or outside, or both? C. More questions. 	<ol style="list-style-type: none"> 1. Game book from store or library on observation games. 2. Look in old Dispatch for observation ideas. 3. Old Boy Scout handbooks.
TRACKING TRAILING AND PLASTER CASTING	<ol style="list-style-type: none"> 1. Common wilderness trail signs. 2. Emergency signs. 3. Lost procedures. 4. Wildlife signs. 5. Plaster casting. 6. Overnight hike. <ol style="list-style-type: none"> A. Plan to back pack everything. 	<ol style="list-style-type: none"> 1. Find tracks in your area for plaster casting. 2. Put on tape for sound observation and boys identify sounds. <ol style="list-style-type: none"> A. Sawing wood B. Pouring water into cup. C. Sharpening knife, etc. 	<ol style="list-style-type: none"> 1. Casting animal tracks. 2. High Adventure Magazine Winter issue 1972-73, page 14 3. Troop Activities Book, Boy Scouts of America.
TRACKING TRAILING AND STALKING	<ol style="list-style-type: none"> 1. Invite expert on stalking methods. 2. Check boys on personal fitness improvement. 3. Instruction on stalking. <ol style="list-style-type: none"> A. Methods used B. Nature C. Photography 	<ol style="list-style-type: none"> 1. Demonstrate stalking methods. 2. Observation of feel (blindfold boy.) <ol style="list-style-type: none"> A. Feel clothespins. B. Feel bottle cap. C. Feel pocket-knife. D. Feel raw carrot. E. Feel peeled grape, etc. 	<ol style="list-style-type: none"> 1. High Adventure Magazine, Winter 1972-73, page 7. 2. Boy Scout Field Book, Troop Activities, merit badge books on nature, hiking, and wildlife management.
TRACKING TRAILING AND PACK IN OVERNIGHT HIKE	<ol style="list-style-type: none"> 1. All gear on back. 2. Type of pack. <ol style="list-style-type: none"> A. How to pack gear. 3. Type of sleeping bag. 4. Type of tent. 5. Following trail signs. 6. Stalking. 7. Activities on campsite. 	<ol style="list-style-type: none"> 1. How to set up tracking pit near campsite. 2. Observation of smell (blindfold boy.) <ol style="list-style-type: none"> A. Chocolate B. Oil-soaked rag. C. Chopped onion. D. Cheese E. Horseradish 	<ol style="list-style-type: none"> 1. Tracking Pit, High Adventure Magazine, Autumn, 1974, page 14. 2. Adventures in Camping. 3. Merit Badge books.

November

WEEKLY THEME	WEEKLY PROGRAM FEATURE	SPECIAL ACTIVITIES	PROJECTS & RESOURCE
HOME REPAIR SAFETY	<ol style="list-style-type: none"> 1. Emphasize care of tools. 2. Workshop safety. 3. Common injuries working with tools. <ol style="list-style-type: none"> A. Minor cuts B. Bruises. C. Burns D. Slivers. E. Object in eye. F. Shock. 	<ol style="list-style-type: none"> 1. Have boys practice first aid on program feature. 2. Give procedure if finger cut off by power tool. 3. Procedure for patient shocked by electricity. 	<ol style="list-style-type: none"> 1. First Aid Book, American Red Cross. 2. Adventures in Camping. 3. Boy Scout Handbook. 4. Boys Life reprint, "Fun With Tools" BL-25.
WEEKLY THEME	WEEKLY PROGRAM FEATURE	SPECIAL ACTIVITIES	PROJECTS & RESOURCE
HOME REPAIR WOOD TOOLS	<ol style="list-style-type: none"> 1. Emphasize care of tools. <ol style="list-style-type: none"> A. Every tool in its place. 2. Working with wood. <ol style="list-style-type: none"> A. Techniques and tools needed. 3. Bring in the expert. <ol style="list-style-type: none"> A. A member of the Outpost committee. 	<ol style="list-style-type: none"> 1. As a means to practice use of tools and skills, each patrol will construct a patrol box or similar piece of equipment. 2. Bird house or feeder. 3. Piece of furniture for meeting room. 	<ol style="list-style-type: none"> 1. Good time for a service project. 2. Boy Scout merit badge book. <ol style="list-style-type: none"> A. Home Repairs. B. Carpentry. 3. Camp table, High Adventure, Summer 1974, page 14. 4. Worktable and storage area, Hi Adventure, Fall, 1973
WEEKLY THEME	WEEKLY PROGRAM FEATURE	SPECIAL ACTIVITIES	PROJECTS & RESOURCE
HOME REPAIR HOW TO FIX IT	<ol style="list-style-type: none"> 1. Repairing furniture. 2. Repairing window or door. 3. Repairing picture frame. 4. Repairing step or fence. 5. Bring in the expert—a dad who loves to tinker around the house. 	<ol style="list-style-type: none"> 1. Conduct a meeting room inspection. <ol style="list-style-type: none"> A. Assign each patrol a different area to inspect. B. How this area could be improved. C. Patrols report on inspection next week. 	<ol style="list-style-type: none"> 1. Take action on service project. <ol style="list-style-type: none"> A. Contact pastor for his help. B. Secure Outpost committee help.
WEEKLY THEME	WEEKLY PROGRAM FEATURE	SPECIAL ACTIVITIES	PROJECTS & RESOURCE
NATURE HOME REPAIR ELECTRICITY OR PLUMBING	<p>Electricity:</p> <ol style="list-style-type: none"> 1. Tools and techniques. 3. Switch box and fuses. <p>Plumbing:</p> <ol style="list-style-type: none"> 1. Tools and techniques. 2. Replace faucet washer, clean trap. 	<ol style="list-style-type: none"> 1. Visit these shops: <ol style="list-style-type: none"> A. Local hardware. B. Plumber. C. Electrician D. Painter E. General handyman. 2. Rangers report on room inspection and how they think it could be improved. 	<ol style="list-style-type: none"> 1. Permission from pastor and church board to clean, paint and repair meeting room. <ol style="list-style-type: none"> A. Under adult supervision. 2. Service project for Senior Citizen or handicapped in the area.

BIKE RODEO

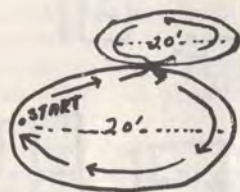
BIKE RODEO

by Elton Bell

A bike rodeo is a series of bike-riding skill events coupled with a safety inspection of bikes. An outpost bike rodeo could be restricted to Rangers, or, it might be a safety project put on by the outpost.

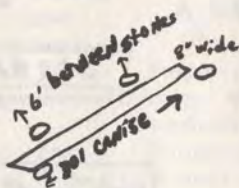
Contestants in a bike rodeo provide

their own bikes. Before competing in the biking events, all entrants must submit their bikes for a thorough safety check. Several check points should be set up and manned to avoid delay in starting the events. All of the following points could be reviewed at any one station, or, each station could handle three or four areas of inspection with cyclists moving from station to station.



Ride three times around the figure of eight formed by the two touching circles. Stay just inside lines without touching them.

Ride 30' on a straight path 8" wide flanked at 6' intervals on alternate



sides with fist-sized stones, without touching them.

The rider advances in straight line. At whistle followed by a command of "left" or "right," the rider obeys.



Ride just inside the 18' circle without touching the circle edge and without stopping.

Ride directly toward a sawhorse and stop with the front edge of the front tire not more than 10' from the ob-



stacle.

Rider goes along left side of the 12' lane and turns around clockwise and goes in the opposite direction. Check ability to turn without touching foot to ground for balance.

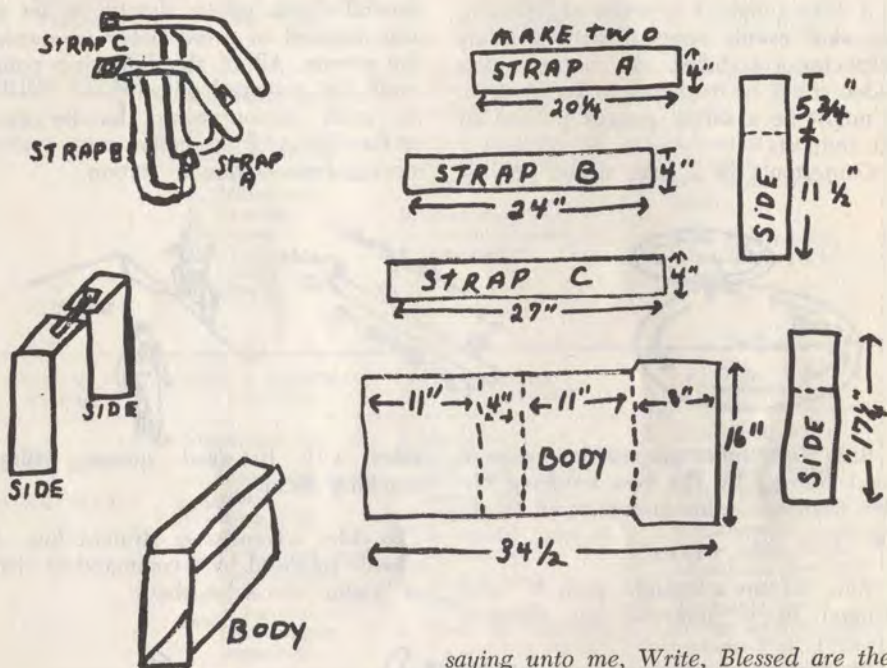
INSPECTION CHECK

- A. Loose handle bars
- B. Defective handle grips
- C. Loose seat
- D. Wheel loose at hub
- E. Loose mudguards
- F. Defective spokes
- G. Warped rims
- H. Worn steering post

- I. Worn-out pedal treads
- J. Defective pedals
- K. Chain too loose or too tight
- L. Defective brakes

When bike has passed inspection an "OK" tag or sticker should be fastened to it certifying it for competition.

SADDLE BAGS



SADDLE BAGS

by Elton Bell

The big idea in packing for bicycle camping is to stow all camping gear on your bikes. The most effective way is to use a pair of saddle bags. You can make them yourself from a piece of old tarpaulin or used tentage. Cut out material according to plans given here, and sew the pieces together following the explained assembly drawing. The saddle bag plan is for one only. You'll have to make two.

(EDITOR'S NOTE: The planning guide for this quarter and the articles on cycling were submitted to the DISPATCH office a few days before Elton Bell's death. These are published in their entirety—with the kind consent of Mrs. Bell—as a memorial to the man we all loved very deeply and shall miss very much. "And I heard a voice from heaven

saying unto me, Write, Blessed are the dead which die in the Lord from henceforth: Yea, saith the Spirit, that they may rest from their labors; and their works do follow them" (Rev. 14:13).

TRIBUTE...

(continued from page 2)
tivity, someone will remember Elton Bell.

He was an unusual man who played a very vital and far-reaching role in the Royal Rangers program; and we will miss him!

We are planning a national essay contest for boys and the top award will be the "Bell Award," in honor of Elton Bell, and the contribution he made in the field of journalism.

During his speech at the final banquet of the Aide-de-Camp Council on March 21; which was the last time I heard him speak, Elton challenged us leaders to utilize our full potential for Royal Rangers.

With God's help, I plan to do just that—will you join me?—Johnnie Barnes

OUTPOST DEVOTIONS



“UGLY” STONES

(Rev. Frederick Johnson, Albuquerque, NM)

Rick and Dan were out on a hike one day in the beautiful mountains of New Mexico. They were enjoying the things that God had made when they came upon a small stream. While crossing the stream Rick slipped and fell in. Dan helped Rick get back to his feet. Later, as they were sitting on the grassy bank of the stream, Rick reached down into the water and picked up a rock he had noticed.

When Rick arrived at home he took the rock out of his pocket and cut it in half. Next he cut off another portion of one piece. Then he took that portion over to the polishing wheel and began to polish it. The more he polished, the better it began to look. Finally, he had a high, glassy shine on the face of that stone. Then he took that stone and made a very special bolo slide out of it.

The next time he saw his friend, Dan, Rick was wearing the bolo slide and a tie which he had made. Dan marvelled at the beautiful stone which sparkled and shone. Rick said, “Dan, remember that ugly rock I took out of the stream that day you fell in?” Dan just stood there in amazement. “Well, this beautiful stone is what became of that ugly rock!”

“Dan,” Rick continued, “you know, this is a lot like our lives—this rock at first was real ugly. No beauty could be seen in it. But after I cut it and began to polish it, it became a little like you and I in our lives. There was nothing really beautiful about our lives until Christ reached down and picked us up, polished us, and allowed His beauty to shine forth from us. And now we, too, are like this stone: we have a brilliant shine, put there by the beauty and loving concern of Jesus Christ.”

“Others can see this beauty of Christ within us, too. *Now* we can see beauty in this stone which was once ugly and unpolished. Now it glistens, but before

it was hidden. Now it is useful and radiant for all to see. And this is exactly why God’s love works in our hearts and lives. His beauty transforms us, changes us. Then others begin to see on the *outside* that inward beauty and love put there by Jesus Christ!”

A SAFE VOYAGE HOME

(Rev. J. C. Cantu, Houston, TX)

Purpose: To make boys realize that faith in Jesus Christ is the safest way throughout our whole life.

Equipment: Different pictures and replicas of boats, ships, canoes, sail boats, etc.

How many of you boys have ever been on a boat ride? Any kind of a boat—a canoe, ship, or boat? (At this point, show the pictures of the various boats and replicas of the Santa Maria, Nina, and Pinta. Then talk a little about them.)

The means of traveling in water or sailing is one of the oldest ways of transportation known. At our present time we have many means of transportation. Most families have cars. And also there are buses, trains, airplanes, subways, monorails, and helicopters. Giant jets take you to where you wish to go in unbelievably short time. Oh yes—we also have space ships moving at tremendous velocities.

The Bible tells us about boats and ships. Can one of you boys name the biggest boat mentioned in the Bible? (Wait for their right and wrong answers.) That’s right, Noah’s Ark was the largest one named in the Bible. Noah’s Ark was built for the safety of all that would go aboard. Remember how Noah and his family were safe inside during that great flood in Bible days?

I am also reminded in the Bible about a very little boat. Can you think of the smallest boat that the Bible mentions? Well, I call it a “boat” because it was a vessel made to stay on top of the water and yet be leakproof. Little baby

Moses was laid inside that little boat (also known as an "Ark") made especially for him and he was safe and dry. Later, he was found by Pharaoh's daughter as he floated on the water near her.

Another great man in the Bible, King Solomon, also had a great navy of ships.

All navy men know what it is like to be out at sea and to enjoy the calm beauty of it all. But they know, too, the fear that can grip a man when the sea becomes stormy.

Come to think of it, there's a story in the Bible that describes a great storm at sea and a ship that was just about to sink beneath the waves. And it all came about because of the disobedience of a certain man. Yes, Jonah said, "Throw me overboard—I'm to blame for this storm, I have disobeyed God!"

Paul, the Apostle was also in a shipwreck because the captain of the ship paid no attention to Paul's warning. The ship was completely wrecked but not one, single person drowned because God was miraculously with Paul. And, on account of Paul, everyone on shipboard swam or floated safely to shore.

Jesus Christ and His disciples were also in a storm at sea one time. The storm was raging and the disciples were frightened, yet Jesus was completely at ease, even sleeping through all the confusion. The difference between Jesus and His disciples was that *He* had the faith that was necessary but the disciples' hearts were filled with fear. Jesus had commanded them to go out farther into the sea and go to the other side. He knew He would be with them and they would all be safe.

Boys, the reason why I have chosen to talk to you about boats is because of this: you, me, in fact everyone here is compared in life as going out on a "boat." The sea is this world, the boat is our life. Jesus wants all of us to go across the sea of life and land safely on the other shore. There will be times in our lives when not everything will go as smoothly as you would like. There will be times, too, when big waves (problems) and high winds (adversities) seem to rise up against you to capsize your

"boat." But remember this: always keep your faith in Jesus and He will carry you through. Yes, the pains of life, the worries, the sufferings, and the things that can come up against you may be numerous, but if you will remember to keep close to Jesus, all things will work out for the good (quote Rom. 8:28). Let's pray.

Dear God, as we journey through this life help us to realize how essential it is to have you always by our side. Our voyage may be very insecure and we may become very uncertain of our destinations, sometimes. But we want you to be our PILOT because you know the way best. You'll always guide us best, safely to heaven's shore. We ask you now to direct our lives in the precious name of Jesus. Amen.

WAGES

(Submitted by Allen Schell)

Scripture: Romans 6:23

"The wages of sin is death, but the gift of God is eternal life through Jesus Christ our Lord."

Wages! What are wages? Let boys respond, each one giving his idea of what wages are.

When your fathers go to work, they earn money so that we can have food and clothing. The money they earn is wages for work they have done.

Do you know that everyone who is a sinner will receive wages for his sin? Do you know what kind of wages a sinner will receive? The Bible says that the "...wages of sin is *death!*" Thank God, a sinner can be forgiven of his sins and he won't have to earn wages of death. A way has been provided by Jesus Christ in which a sinner can be forgiven of his sins. That way is found in 1 John 1:9, "If we confess our sins, He is faithful and just to forgive us our sins and cleanse us from all unrighteousness."

Confession of our sins and, through faith, acceptance of forgiveness and salvation will make us free from the debt of sin and its wages.

Invite boys to pray, as you feel directed.

CYCLING

CYCLING COURTESY

by Elton Bell

This is essentially the Golden Rule in action, and makes cycling safer and more enjoyable for all. It also helps bicyclists retain the favorable public image they now enjoy.

SHOW COURTESY TO CYCLISTS

BY: (1) Not riding too close, (2) Giving hand signals, (3) Pointing out broken glass, grates, and other road hazards, (4) Aiding a cyclist having trouble, (5) Warning of your approach, for example, by saying, "passing on your left," (6) Not leaving novices behind.

SHOW COURTESY TO MOTORISTS

BY: (1) No stunt riding or weaving traffic, (2) Not hogging the road, (3) Obeying all stop signs and traffic lights, (4) Giving hand signals, (5) Riding in a straight line, single file to the right, (6) Giving motor vehicles a wide berth, (7) Getting all bikes off the roadway when you stop for a break, (8) Don't hitch on to cars or trucks.

SHOW COURTESY TO THE PUBLIC

BY: (1) Allow only one boy per bike, (2) Giving pedestrians a wide berth, (3) Not blocking doorways or gas station entrances with your bicycle, (4) Not parking your bike against plate glass windows, (5) Not taking shortcuts across lawns or through private property, (6) Greeting people along the way with a smile, a wave, and a "Good morning," or "Good afternoon."

CYCLING TIPS

by Elton Bell

When considering the destination for your outpost bike hike, limit the daily travel between 10 and 15 miles, unless all your Rangers are experienced cyclists.

Space patrols at least 100 yards apart en route to avoid the danger of bunching large groups of cyclists. Rides should stay in single file at the extreme right edge of the road.

A committeeman could accompany the Rangers in a station wagon or car, meeting them at prearranged locations every mile or so along the route. In the auto carry an emergency kit, consisting

of: (1) 6-inch crescent wrench, (2) Screwdriver, (3) Tube patching kit, (4) Can of cycle oil, (5) Bicycle pump, (6) Extra valve cores, (7) Extra master chain links, (8) First aid kit, (9) Spare inner tubes.

QUICK ENERGY LUNCH

An easy lunch with plenty of staying power and not much weight includes these basic items: (1) A large Mackintosh or Jonathan apple, one that is solid and sweet, (2) Three or four slices of American processed cheese, (3) A small individual box of raisins, (4) A bar of solid milk chocolate. Make apple-cheese sandwiches by slicing the apple in rings and placing one slice of cheese between two apple rings like a sandwich. You will find little need for liquid with this lunch, but if you wish, use fruit juice or water. Avoid carbonated drinks and milk.

PERSONAL ITEMS

Every Ranger will need to carry a few personal items, either in a small day-hike bag such as the new nylon travelite day-hike bag No. 1325, or he may wish to make a set of bike saddle bags.

Personal items should include: (1) Light-weight windbreaker Royal Rangers jacket, (2) Long-sleeved shirt for sunburn protection, (3) Cap or other head covering, (4) Sunglasses with case, (5) Raincoat or poncho, (6) Pocket knife, (7) Drinking cup, (8) Flashlight, (9) Pencil and paper, (10) Small personal first aid kit, (11) Trail lunch.

Additional items that might be carried are field glasses, camera, compass, and sunburn lotion. The patrol guide should have a map.

Conservation Pledge

I GIVE MY
PLEDGE AS AN AMERICAN
TO SAVE AND FAITHFULLY TO
DEFEND FROM WASTE THE
NATURAL RESOURCES OF MY
COUNTRY—ITS AIR, SOIL,
AND MINERALS, ITS
FORESTS, WATERS,
AND WILDLIFE

VISION IN ACTION

by Paul Stanek

Royal Rangers has paid off in many ways. Dedication and untiring service of men on the move have produced eternal benefits. Vision in action is the reason for the success of Royal Rangers. The past has been filled with measureless dimensions of God's blessing and approval.

Vision alone is inadequate. Vision in action produces much fruit. Visionary action and training produces a great harvest. Approximately 17,000 boys were saved last year. Thousands of men are now involved in leadership training. As of April, 1975, a total of 18,221 men have enrolled in the Leadership Training Course.

Our training camps are also providing top-notch training. A total of 304 men attended one or more of the Leadership Training Camps in 1974. Seventeen training camps are scheduled for 1975. One thousand three hundred and sixty men have now had the benefits of our training camps.

The year of 1975 will be a new year for more in-depth training. Winter N.T.C. will be provided for those hearty men who are seeking winter adventures and training. National Aquatic School will provide outstanding Red Cross certified training in life saving, canoeing, boating and many others. There is a place for you!

Our boys in the Rangers program are also pushing ahead in their advancements. A total of 43 boys have completed their Gold Medal awards in 1974. For boys who wish to push even further for their Gold Medal, they may earn more advance awards, thereby earning the Gold or Silver Buffalo award. Look for the requirements for the Buffalo award in future articles.

Many districts are providing further training in the jam-packed Junior Leadership Training Camp and Junior Leadership Training Trails for boys. If your district has not had this training, contact your District Commander about it. Junior training will turn your boys on!

Boys and men are flooding the arena of F.C.F. The F.C.F. Advancement Trails prescribes a high caliber of training. Adventures, tall tales, and frontier skills are but a small part of the F.C.F. training. A Christlike brotherhood is manifested in outdoor adventures within the framework of Spirit guided lives.

The Royal Rangers program is gaining momentum. Never have the opportunities been so great in the vineyard of reaching boys. The potentials of Royal Rangers is unlimited. The outreach is measureless, the effect is incomprehensible. Through training, vision, and dedication the Rangers program will continue to grow. With spirit-filled men on the move, there is no stopping them. Let us move on for greater things in Christ!

NEW ADDITIONS . . .

(Continued from page 3)

ized the use of a Red Cross first aid patch as an identification to leaders who have completed first aid training, and who are qualified to administer first aid.

This small patch is worn one-half inch below the Royal Rangers emblem on the left sleeve of the uniform.

Trailblazers and Air, Sea, or Trail Rangers may also wear the patch if they have received such training.

Patches may be worn by men and

boys who have a current up-to-date Red Cross first aid card. Use the following information in requesting patches from your local Red Cross chapter office.



Standard No. 320-354

Instructor No. 320-312

Basic No. 320-349

Multimedia No. 320-354 (we will use the standard patch)

FOUR STAR



IDEAS

FRISBEE QUIZ

(Joseph Ceville, Brooklyn, NY)

Equipment: At least four frisbees.

Prepare two teams of four players each. Set up teams at least 50 yards apart. One team will start with all the frisbees. On a signal from the leader, those players with the frisbees will yell out (each one) one different way a boy grows (mentally, physically, socially, spiritually), and then let their frisbee fly. The four other boys that have the corresponding word track down his frisbee and catch it. To win each boy must catch his frisbee. This game can also be played using the eight points of the Code.

INDIAN CHIEF

(Ted Culbertson, Bingen, WA)

One boy is chosen to be the scout and goes out of the room. The other players, who are sitting in a circle, choose one of their number to be the Indian Chief. The Indian Chief leads the other players in a series of physical actions such as clapping, stomping or waving, or nodding heads. The scout enters the room and stands in the center of the circle. As the circle players continue to change from action to action, the scout tries to find the Indian Chief. The scout is given three guesses. If he is successful, the Indian Chief becomes the new scout and leaves the room. If not, the old scout goes out again or another boy takes his place. This is especially good with younger boys.

ANKLES AWAY

(Duane Garrison, Albuquerque, NM)

Divide boys into two even teams. Pick one boy as a leader and have him take a long piece of string and tie the ankles of each team member together in a crisscross manner. The first team to successfully untangle itself without breaking the string, wins. When tying the boys' ankles, be sure to tie them in the same way, to be fair.



OUTPOST COMMANDER'S AWARD

We are happy to announce a special achievement award for Outpost commanders who have demonstrated outstanding service in achieving the goals of the overall Royal Ranger program. The following is a list of categories in which points may be earned for this award. Except for the Leadership training Course, National Training Camps and National Training Trails, all points earned must be earned for service rendered during the current calendar year.

1. AN UP-TO-DATE CHARTERED GROUP: 25 points.
2. COMPLETED LEADERSHIP TRAINING COURSE: 25 points (or 5 points for each completed section)
3. ADVANCEMENT PARTICIPATION: 25 points if at least 50% of the boys in the outpost received an advancement and at least 4 Councils of Achievement were conducted.
4. FOUR OUTPOST CAMPOUTS DURING THE YEAR: 10 points; 2 points for each additional campouts.
5. OUTPOST OUTINGS: 2 points for each outpost outing other than campouts.
6. ATTENDING A NATIONAL TRAINING CAMP: 10 points.
7. ATTENDING A NATIONAL TRAINING TRAIL: 10 points.
8. OUTPOST PARTICIPATION IN A DISTRICT POW WOW: 10 points.
9. BOYS WON TO CHRIST: 5 points for each boy won to Christ during the year.
10. NEW MEMBERS IN THE OUTPOST: 2 points for each new member.
11. OUTPOST PARTICIPATION IN THE RANGER OF THE YEAR PROGRAM: 10 points
12. WEARING PROPER UNIFORM DURING ALL OUTPOST FUNCTIONS: 5 points.
13. OUTPOST MEETINGS CONDUCTED DURING THE YEAR: 1 point each meeting.

REQUIREMENTS FOR AWARD

1. The outpost must have an up-to-date charter.
2. The Commander must have completed at least Sections I & II of the Leadership Training Course.
3. A minimum of 175 points are needed to qualify (150 for Buckaroo leaders).

All Outpost Commanders who meet the above three qualifications will be eligible to receive and wear the Outpost Commander's Award. Time period - JANUARY 1 of the current year through DECEMBER 31.

ANNUAL OUTPOST COMMANDER'S AWARD EVALUATION SHEET

Name _____ Address _____ City _____
State _____ Zip _____ District _____ Outpost
Number _____

FILL IN THE BLANKS WITH THE NUMBER OF POINTS EARNED:

1. AN UP-TO-DATE CHARTERED GROUP: 25 points. _____
2. COMPLETED LEADERSHIP TRAINING COURSE: 25 points (or 5 points for each completed section). _____
3. ADVANCEMENT PARTICIPATION: 25 points if at least 50% of boys in your outpost received an advancement, and at least four (4) Councils of Achievement were conducted. _____
4. FOUR OUTPOST CAMPOUTS: 10 points; 2 points for each extra campouts. _____
5. OUTPOST OUTINGS: 2 points for each outpost outing other than campouts. _____
6. ATTENDING A NATIONAL TRAINING CAMP: 10 points. _____
7. ATTENDING A NATIONAL TRAINING TRAIL: 10 points. _____
8. OUTPOST PARTICIPATION IN A DISTRICT POW WOW: 10 points. _____
9. BOYS WON TO CHRIST: 5 points for each boy. _____
10. NEW MEMBERS: 2 points for each new member. _____
11. RANGER OF THE YEAR PROGRAM: 10 points. _____
12. WEARING PROPER UNIFORM: 5 points. _____
13. OUTPOST MEETINGS: 1 point for each meeting conducted. _____

REQUIREMENTS FOR AWARD

1. The outpost must have an up-to-date charter.
2. The Commander must have completed at least Sections I & II of the Leadership Training Course.
3. A minimum of 175 points are needed to qualify (150 points for Buckaroo Leaders).

All outpost commanders who meet the above qualifications will be eligible to receive and wear the Outpost Commander's Award. Time period - JANUARY 1 of the current year through DECEMBER 31.

NOTE: Please complete your copy of the OCA Evaluation sheet and mail it to your DISTRICT COMMANDER, not the National Office. Your District Commander will supervise the awarding of the Outpost Commander's Award. Three dollars should be attached to cover the cost of the medal.

If all the outpost commanders of one church earn this award, the Senior Commander may wear an Outpost Commander's Award Also.

SECOND NATIONAL FCF RENDEZVOUS JULY 27-31



› CONTESTS

- › Black powder
- › Tomahawkin'
- › Flint n steel
- › '76 Pageantry

› DOGWOOD VALLEY
MO.

› FRONTIER SCHOOLIN'

› MOUNTAIN MUSIC

› BRUSHARBOR
REVIVAL

› COUNCIL FIRES