

SUMMER 1978

DISPATCH

A ROYAL RANGER'S MAGAZINE FOR MEN



DISPATCH

SUMMER 1978 Vol. 14 No. 4

- | | |
|------------------------------------|----------------|
| 3 Teaching Proper Thinking | Raymond Brock |
| 4 Group Interactions | Steve Davidson |
| 4 Seven Famous Last Words | Don Franklin |
| 5 Retirement: A Golden Opportunity | |
| 6 Devotions for Boys | |
| 8 Pollution | Samuel Moffet |
| 9 Dutch Oven Cooking | |
| 10 Ideas for Leaders | |
| 11 Chuckwagon | Don Franklin |

- | | |
|--------------------------------------|-----------------|
| 12 You Can Make a Speech | Ollie Robertson |
| 12 Sure Fire Camp Cookery | Warren Sights |
| 14 Your Outpost Planning Guide | |
| 16 Twelve Rules for Raising Children | D. Franklin |

STAFF

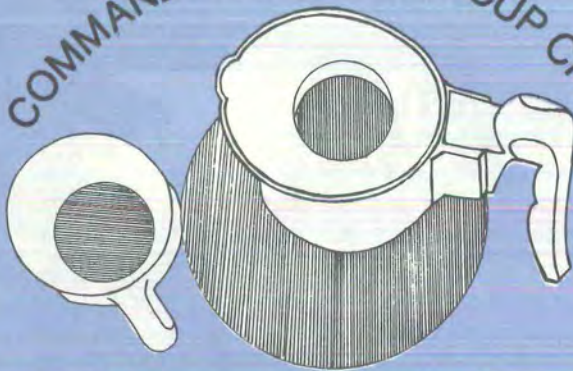
Editor: David Barnes **A. Editor:** John Eller.

National Committee: Silas Gaither, Paul McGarvey, Johnnie Barnes, Paul Stanek.

DISPATCH (157960) published quarterly by Royal Rangers, 1445 Boonville Ave., Springfield, Mo. 65802. Subscription price (U.S.) \$1.50 per year. Second-class postage paid at Springfield, Missouri. Copyright 1977 General Council of the Assemblies of God. Printed in U.S.A.



COMMANDER'S COFFEE CUP CHAT



RESPONSE to our new format has been great! Most every day, word comes in from the field that we have a *winner!* Thank you, commanders, for your encouragement, comments, and suggestions. Our goal is to make DISPATCH a reliable tool for your outpost.

The transition to a full-size magazine has gone well. Special thanks goes to David Barnes, who is doing a super job as Art Editor! Dave has many fresh ideas which will help us in days ahead.

This particular issue marks another change for DISPATCH. Since November, 1973, editorial work has been done in the field. Beginning with the next issue, I will become Associate Editor of both DISPATCH and HIGH ADVENTURE, with the editorial responsibilities taken by the staff in Springfield.

My responsibilities as a pastor have necessitated this change. As this copy is being written in January, 1978, I pastor the growing First Assembly of God in Hannibal, MO, with 600 in Sunday school. I am also President of First Assembly

Christian School with almost 100 students.

It has been a pleasure serving as editor of this great magazine, and I look forward to continued service in the Royal Rangers ministry as a member of the Executive Committee, National Royal Rangers National Council, and as the National Dispatcher.

Opportunities for Involvement best describes the Royal Rangers ministry from a leader's point of view! Obstacles? Yes, both from an individual and outpost perspective. But problems should not discourage us, rather, they should challenge us! The old adage of doing the difficult now and the impossible later bears repeating.

DISPATCH planning is divided by the seasons. We believe it is never too hot, too cold, too wet or too windy to plan a full slate of Royal Rangers activities and follow-through! As National Commander Johnnie Barnes announced to a group of rain-soaked NTC trainees that muddy morning in 1968, "This is not a Sunday school picnic, it's a Royal Rangers campout!"

Summer is certainly no exception to our planning. To some, vacation time is an obstacle, but not to Royal Rangers leaders! We accept the challenge of those hot summer days when school is out to offer our boys participation and involvement with real meaning. We believe summertime, like anytime, is *Ranger* time!


If schedules, conflicts and seasonal change were allowed to affect our ministry, we might never get around to it. You can always find an excuse not to do what you don't want to do. But as leaders of the greatest boys in the world, we set the example by being "READY" for anything!

John Eller, National Dispatcher

TEACHING PROPER THINKING:

Ways to Direct the Stream of Consciousness

RAYMOND T. BROCK, Ed. D.



Hundreds of years ago the wise king of Israel said, "For as he thinketh in his heart, so is he" (Proverbs 23:7a). As a man, a boy, a person thinks in his heart, that is what he will become. For we are the product of our thought life. The thoughts we think today lead us to the behavior we will demonstrate tomorrow. Such is the influence of the stream of consciousness that follows a boy from his childhood into manhood.

Teaching boys how to think properly is a solemn responsibility.

The human mind is never dormant. When it is not being used in decision making, the mind slips back to what is gentle on the mind and dwells there. Sometimes the result is creative. Sometimes, destructive. But, the mind is always active and the stream of consciousness flows on and on.

In order for boys to learn how to think as Christ wants them to, they have to be taught spiritual dimensions of the thought life. I Timothy 2:15 points out the necessity of studying God's Word. It is only by encoding the concepts of Scripture into the human mind that the data necessary for problem solving are available for processing and utilization.

Boys need to cultivate a love for the Word of God. This comes through the example of leaders who not only cherish the Word, but who pore over its concepts in their relationships with the boys under their influence. Among the many worthwhile activities of the Royal Rangers, nothing is more important than exalting the place of God's Word in the daily life of the boys.

Recognizing that all Scripture was given by inspiration of God (2 Timothy 3:16, 17), Scripture should be utilized freely in working with boys. It is the breath of God given for our benefit. Paul suggests four ways to use the Word in general and with boys in particular:

Doctrine. The Word contains the basis of our faith. Boys need to know what they believe and why. Use of the Bible in laying the groundwork for a belief system is essential if the boys are to individualize an experience with God. It is not enough to memorize a statement of faith. Boys must learn the Scripture verses that support the tenets of their faith and be able to apply the Word in everyday life. This is a developmental process that must take priority in making men out of boys.

Reproof. No one is perfect. Certainly not boys. Many kinds of behavior that are acceptable in contemporary society are not appropriate for the Christian. So, it is important that boys learn how to act and react properly as maturing individuals and as Christians.

Scriptures that give guidelines to good etiquette, gracious living, and thoughtful behavior should be used generously in group and individual sharing times. Boys need to see from the Word what God has to say about the finer points of being living examples of His kingdom. (1 Timothy 4:12). Reproof, as used in this Scripture verse, is the preventive guidance that comes before wrong has been committed.

Correction. When error has been committed, the Word is used as a guideline for corrective behavior. Mis-

takes can be pointed out. Comparison of experiences with others of the Biblical past who have made errors in judgment can be helpful in discovering the dynamics of behavior. Biblical illustrations that point out better ways to handle old problems can be explored. The use of Scripture in discipline emphasizes the positive dimensions of dealing with life. It shows a better way. This is the process of discipling—making disciples of Christ out of boys who are becoming men under our care.

Instruction. Teaching is a major function of the leader-Ranger relationship. This involves the introduction of control into the life of the boys. Such a process requires self-disciplined men showing boys how to develop their own system of internal control. This involves teaching boys new ways to handle old problems with emphasis on utilizing spiritual principles in their decision making.


As the Word comes alive in the minds of the boys through study and meditation, spiritual principles will become available to apply to the problems of daily living. Then your Rangers can say with David, "Thy word have I hid in mine heart, that I might not sin against thee" and "Thy word is a lamp unto my feet, and a light unto my path" (Psalm 119:11, 105). ♦



Some ways to improve communication

Group Interactions

by Steve Davidson Ph D.



There is a method of group interaction that can be used to deepen Christian love and understanding between individual Christians. This method has been used successfully with a wide range of age groups. Invariably those who participate in these groups comment that they know each person better than ever before even though they may have attended church together for many years. Also, the participants have constantly commented that during the group interaction they sensed a real deepening of Christian love toward each member of the group. Christ stated that all men shall know that we are His disciples because of the love we manifest toward each other so any method that will enhance this love should be thoughtfully considered by Royal Rangers leaders.

The leader of the group states that the group interaction experience will involve active listening on the part of each member of the group as well as the opportunity for each person to speak when it is his turn to speak. The leader then gives each person in the group a pencil and paper and requests that each one prepare a list of 9 items in his life about which he retains good feelings concerning that experience in his life. After each one has the opportunity to prepare this list the group is told that each one will have an opportunity to share these experiences while the others in the group actively listen to him by jotting down on paper the positive personality traits they see in the speaker. After the participant

finishes talking the leader asks that each member of the circle tell the participant the positive traits that he possesses based on his presentation of the good experiences of his life. After each person in the group does this the group leader asks the participant to state how he felt as he was receiving complimentary remarks by his friends, and the participant is encouraged to state any disagreement with anything that may have been said about him. However, it usually happens that the participant is overwhelmed with gratitude that so many have stated such positive things about him. It is truly an affirmation experience that greatly benefits the participant and each member of the group. The leader then asks the participant to state a prayer request as to the deepest desire of his heart. The group members then gather around him, lay hands on him, then 2 or 3 lead out in prayer that God will grant him the desire of his heart.

The leader then requests the second person in the group to talk about good experiences of his life while the rest jot down positive personality traits. All the steps are repeated as with the first participant concluding with prayer for the person who was the speaker participant. The cycle is repeated until each member of the group has had a chance to share his life experiences and be prayed over by the other group members. This method has been highly successful in deepening Christian fellowship and love among all the group members.


It won't work!" This is the battlecry of the losing leader. His own wailing wall echoes with these gasps of gloom. Dejectedly he mutters, "I don't know—I don't know how." "I wish I could," he mumbles. Then, in desperation, "I can't!"

Sound familiar? You guessed it—the end is near.

The death-rattle of the perpetual loser is seven (count 'em) pathetic words: "We never did it that way before." Sadly, this has become the epitaph of dying organizations.

By now you may be wondering, "What has this got to do with a leader like me?" Well, let me answer that by saying though, stranger than fiction, the truth is that *possibility* thinkers will always be at odds with *impossibility* thinkers. Why? They're exact opposites. Winners and losers. Succeeders and failures. Let's apply this.

Down on the local level where we live, we reach an inevitable conclusion. In the "mind's eye" of the Ranger leader only that which first is dreamed can become a reality. Everything that has ever been done has first become a thought in the visionary mind. "... as he *thinketh* in his heart, *so he is*..." A hope. A dream.



SEVEN FAMOUS LAST WORDS

BY DON FRANKLIN

Whatever the mind can conceive and believe, it can achieve. It *all* starts in the mind.

Back in the time when this world was young, twelve highly trained secret agents were sent on an extremely dangerous mission. They were ordered to cross heavily-guarded enemy borders and infiltrate alien country. Eyes and ears alert to enemy activity, they moved noiselessly into forbidden zones. The slightest mistake would have resulted in instant, deadly retaliation. But they were successful. At great risk to their own lives, they finally completed their stealthy invasion of hostile territory and returned safely to home base. Mission accomplished? Not quite. Something odd developed.

As it turned out, ten of the spies were *impossibility* thinkers, two were *possibility* thinkers. Understandably, their reports conflicted. Something was wrong.

History's obituary reveals those ten impossibility thinkers died while the two possibility thinkers lived. Their names? Possibility Caleb and Possibility Joshua.

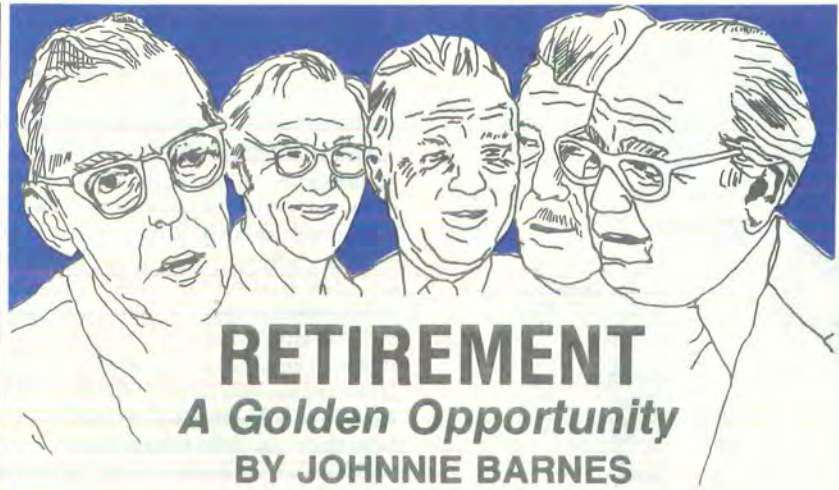
Oddly enough, nobody seems to remember who those ten impossibility thinkers were. History doesn't bother to memorialize them—they weren't all that important. Why? They were ten hopeless, useless failures. Ten of history's great negative thinkers. And what was their penalty for being predictors of doom? Cold, stark death!

Incredibly, those ten born losers were doomed to die long before their spy activity. You see, they *thought* and *acted* defeat before they even went to battle. They were *whipped* in their minds before they even lifted a sword! But—that's not the whole story. There were two other men. *Unusual* men.

Those two possibility thinkers, full-of-faith Caleb and Joshua, came back with *positive affirmations*. "We be well able to take it . . . (enemy stronghold)," they confidently asserted. And what was their reward? They *lived*. They *saw* the Promised Land. In fact, one of them even became Israel's commander in chief, a five-star general. And, on the strength of that positive report, Israel did, indeed, invade impregnable fortresses, whipped giants, and achieved victory after stunning victory! How? Possibility thinking in action!

Modern possibility thinkers are positive optimists. *They* create things. *They* make things move. *They're* not satisfied with status quo, mediocrity. *They* see completed projects through eyes of faith. *They* get the job done! Who are "they?"

The answer is simple. "They" are modern Calebs and Joshuas—Ranger leaders with white-hot determination, leaders moved and motivated by vision, drive, dreams of what God can do. *They* are *possibility thinkers*.



RETIREMENT A Golden Opportunity BY JOHNNIE BARNES

In most of our churches and communities, there is a growing number of elite individuals called, "senior citizens." Many of these men have reached a milestone in their lives known as retirement. Yet, some of their most productive years lie before them. They have much to offer in experience, wisdom, and know-how. Regrettably, many of these capable men are made to feel unwanted, unneeded, and unproductive. We want it known there is a place in Royal Rangers for these men. We believe this ministry is tailor-made for many of these gifted men.

Some retired men may hesitate because of the camping, hiking, and recreation that demands a lot of physical activity. However, these areas represent only one phase of Royal Rangers. Older men could be a tremendous blessing in outpost meetings, special features, devotions, and planning. They could add a maturity that would be a great asset. A man with time to visit the boys' homes, give counsel, understanding, and guidance, assist them in advancement, be available to love boys, or just plain listen to them, would be a blessing to any outpost.

The grandfather image is very strong with many boys. A retired man may be surprised at the rapport he has with Royal Ranger-age boys. Here is a golden opportunity to win boys to Christ and counsel them with their problems.

Sometimes just having someone available with an understanding heart at the right time can make all the difference in the world. I can think immediately of dozens of Royal Rangers leaders over 60 who are considered among our most capable leaders. For example, Simon Troyer from Florida is in his seventies, yet very active in Royal Rangers. He went with us to the national Camporama in Australia in 1977. He was among the most popular leaders with the youth during this event.

We would like to encourage our retired men to become part of an organization that will give opportunity for a successful ministry and a sense of achievement. It could be the doorway to the best years of their lives. ♦



STRENGTH IN TOGETHERNESS

Warren Bebout, Morro Bay, CA

Equipment needed: A piece of manila rope, (partially unraveled), a piece of frayed manila rope, a piece of cut manila rope, a piece of rotten manila rope, and a piece of burnt manila rope, and some twine (string).

Scripture reference: Ecclesiastes 4:12

Let's take a look into some of the reasons a rope gives way when under strain. The enemies of rope are; excessive water, cuts, careless handling, rough use, and fire. If a few strands of a rope are rotted because of being in wet weather for long periods of time, it weakens the strength of the rope. (Show the piece of the rotten rope here). Notice how easily the strands of the rope break when I pull on them. This rope is rotten. If all these strands were properly taken care of this rope would not have broken.

These rotten strands can be applied to our spiritual lives, fellas. If we let the storms of Satan rot away our spiritual values by yielding to temptations, then we weaken the rope (church) just as rotten strands weakens the rope. If we properly take care of our spiritual lives (strands) by taking them to the Lord in prayer and keep close to Him, we won't be so apt to give in to temptations. If all the strands (Christians) are rotten, the whole rope (church) suffers in spiritual strength.

Let's take a look at this piece of rope that is unraveled (separated). (Show the piece of unraveled rope here). When this rope is unraveled like this it has lost a lot of its power (strength). It will give way in this condition if it is subjected to a lot of pressure or strength. If we as Christians (strands) become separated from God, our fellow Christians and the church suffer as it loses some of its unity. But if we take these strands and weave them together again and bind the end of the rope with this twine very tightly, then we have a strong rope again. If we are woven together with the love of God in our hearts and are tightly bound together in Christian love one for another, we will have unity (strength) in our churches. If all the strands (Christians) are united and pulling together, the rope (church) will not fail spiritually. This can be accomplished through prayer and living close to God, and by applying His Word to our lives.

(Show the burnt piece of rope here). Notice this burnt piece of rope. It is weakened where it is burnt and black. It has lost some of its unity (strength) for some of its strands are burnt. This rope could not withstand a lot of pressure put on it, as it would probably break in two where the strands are burnt. The way to prevent this weakness in the rope is to keep the rope away from fire.

Christians are a lot like this burnt piece of rope. If they are put to the test and put under fire, some are unable to withstand this type of test and trial. But if they have the "fire of the Holy Spirit" in their lives they can conquer all tests and trials they are subjected to by both man and Satan.

So fellas, you can see that in unity lies the strength of the rope (church). When a strand is broken the whole rope is weakened. If you have ever played the game of "Tug-O-War," you know it takes team work pulling together to win the contest. If one or two guys stop pulling on the rope, the other team will start to pull your team over the line.

It's that unity, pulling together as a team, that brings victory, because there is strength in unity. Unity means togetherness. We should all be united together by our love for our Master Ranger, the Lord Jesus Christ, himself.

HELPING HANDS

Read: Exodus 17

REMEMBER: Let us therefore come boldly unto the throne of grace, that we may obtain mercy, and find grace to help in time of need. Hebrews 4:16.

When the farmer plants the kernels of corn he expects them to grow into mature plants and bear ears of edible corn. But he knows they cannot grow without help. So he faithfully waters, fertilizes, and weeds the field. With this care and the warmth of the sun to nourish them, there will be a fine crop of corn at harvest time.

Moses desired to obey God. When Moses held his hands high, God's people were able to defeat the army of Amalek. But as the battle continued throughout the day, Moses grew tired and needed help to accomplish the task. Aaron and Hur offered Moses the help he needed. By holding up Moses' hands they provided the strength Moses lacked, and the battle was won.

At times the Lord may ask us to accomplish tasks which seem impossible until we realize we are not alone. The help we need is close by. It may be encouragement through the Scriptures, the helping hand of a Christian friend, or simply that inner peace the Lord will send us. We only have to ask for help and accept it. THINK: God will not ask you to do something without giving you the resources to do it with.

CRUMPLED KEITH

Ruth Hosking, Neutral Bay

Crumpled Keith was a very old one dollar note. He was rather dirty and had a lot of wrinkles. He even had a piece of sticky tape stuck down his back to hold him together. But he was still very happy despite his looks.

One day he met Christopher Crisp in a wallet. Christopher was a brand-new one dollar note. He was really clean and smart. "How do you do?" asked Crumpled Keith politely. Christopher tried to move away. "Don't lean on me" he crackled, "you'll only make me dirty like you are."

Keith sighed, "I was once clean and smart like you, but I've been all over the country helping people. That's why I'm so old and worn. I've made a lot of people happy though. I once bought a doll for a crippled girl, and once I bought some grapes for a wounded soldier."

"I've never been out of this wallet, so how could I help anybody?" grumbled Christopher. Keith opened his eyes wide. "Dear me, you haven't been far!"

Just then the wallet was opened by its owner. They were in the street and the wind came round the corner in a mad hurry. Swoosh, he grabbed Christopher and blew him out into the gutter. Now Christopher was really dirty! His owner tut-tutted as he picked him up. "Now I'll have to use it" he said. He turned to the flower lady. "Give me a dollar's worth of flowers. I'll take them to the hospital on the way home."

Crumpled Keith gave a little laugh. "Christopher has made a really good start" he said.

Aim: To be used of Jesus every day in all that we do.

THE GIFT

Ruth Hosking, Neutral Bay

Items needed: A pocket knife.

I have here boys, a pocket knife. It's a brand-new one, and I wonder what Steve

would do if I gave it to him. Well, Steve what would you do? I don't think Steve would say "No thanks, I don't want one." I think rather he would take that knife, and say "Thanks."

You know, that's just what God has given us. A gift. This gift is Jesus Christ. God gave us His Son, so that if we believe in Him, then one day we will go home to heaven to be with him.

Many people don't want to know about God. They don't want to know that Jesus loves them. Or perhaps they just think they don't want to. Perhaps if we could offer them this free gift, they too would say "Thank you Jesus."

Let's bow our heads and say thank you to Jesus tonight.

CAMP FIRE

UFO (Universal Father Observer)

by Lester Mohler

II Kings, Chapter 6, verses 13 thru 17
Elisha and his servant—The mountain was full of horses and chariots of fire.

Purpose: To let each Ranger know that though they may think they are by themselves, the Lord is always there.

Commander: As we are around this campfire, we can't see too far around us, but we can look up into the heavens and see lights that are light years away.

While we are by this fire, persons that are further away from the light may see us but we are not able to see them, which is like a story in the Bible, found in II Kings, chapter 6, verses 13 through 17, about Elisha who was being pursued by the King of Syria for telling the King of Israel where he was through the power of God. When the King of Syria found out what city Elisha was in, he surrounded the city and was going to take Elisha captive. The servant of Elisha seeing the Syrian army was really frightened, but Elisha asked the Lord to open his eyes that he might see, and that would be the same as if it became daylight right now, so we could see as far as the horizon. God hadn't forgotten Elisha because as the eyes of the servant were opened he saw a greater army of horses and fiery chariots than there were in the Syrian army.

That is why we have a UFO, a Universal Father that observes us all the time. Even though we may feel alone or trapped, there is a greater power around us than those who are out to harm us.

Discussion: How big is God? He is so big He fills the whole universe but He is still so small He can come into our hearts if we but ask Him to.

THE HAND

Lester Mohler

The Commander's Purpose: To make the boys aware that we have control of what we have and what we do with it.

Commander: Tonight we want to look at our hands and try to think of the many things we can do with them.

There is a story in Daniel, Chapter 5, verse 5, about a hand that came forth. It had four fingers and wrote on the wall while the king and his guests were having a party using the golden vessels taken from the temple. God condemned them for this with the hand writing on the wall.

Let us look at the hand and what we can say with it without a word from our mouths. If we are angry we will close our hand into a fist and shake. How much more would we glorify ourselves and God if when we become angry, we would just raise our hand upward to God and ask Him to help us control our anger. The open hand symbolizes an open mind attitude and praise, while the closed fist means anger and a warring attitude away from God. We raise our hand toward heaven to pray and praise God. We reach with outstretched hands to help someone but what can we do with a closed fist but hurt and destroy. We defy God and man with a closed fist, we want to go our own way, so remember, we control the way we hold our hands.

Discussion: Can you think of anything or place where just by the raising of the hand was the difference between war and peace? Don't we usually settle our disagreements with an open hand or handshake? So every time we shake hands we are at peace with our fellow man.

Ceremony: Tonight let's just raise our hand upward and give God the praise that we have the ability to have a choice and we thank God that with His help we will always choose to go God's way.

Prayer: Dear Jesus, as we are here tonight, show us that we can draw closer to

you by just raising our hands to you in prayer and every time we close our hands into a fist it will remind us that this is not God's way, but ours and we will raise them to you and ask forgiveness. Amen

CHRIST OUR PROP

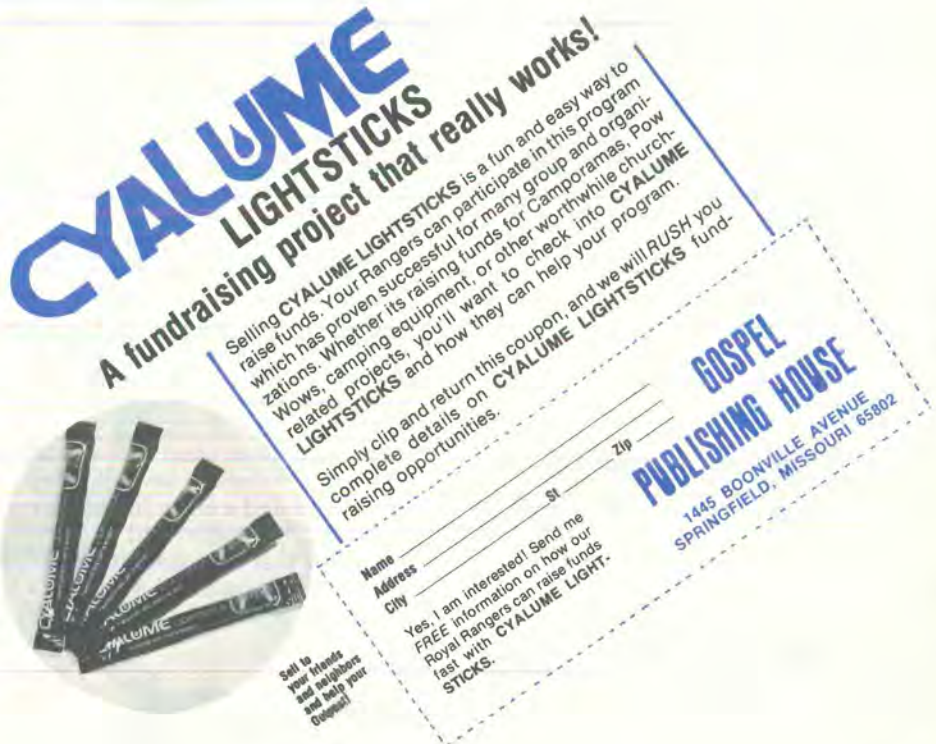
Tillmon L. Osborne, Stanwood, WA

East of the Cascades in Washington state, several types of commercially grown fruit are produced. Many times trees will yield more fruit than they can hold up when it begins to ripen. To keep from losing the fruit and damaging the trees, the growers use various lengths of wood to prop up the heavy limbs. Romans 14:4 reads: "Yea, he shall be holden up: for God is able to make him stand." Our strength comes from the Lord. Every boy must understand that he has to decide for himself whether or not to do the will of God.

As you choose to serve the Lord with your whole being, you will face tests that you cannot understand nor can you escape from them in your own strength. The Lord said He would hold you up and make you stand. While you are young you should purpose in your heart to let Christ live through you and have complete control of your life.

Our trust being in Christ and everything we have turned over to Him is His desire for us. Christ will have pleasure in us if this is true.

David said of the Lord. "But thou, O Lord, art a shield for me: my glory, and the lifter up of mine head." Psalm 3:3.



CYALUME LIGHTSTICKS

A fundraising project that really works!

Selling CYALUME LIGHTSTICKS is a fun and easy way to raise funds. Your Rangers can participate in this program which has proven successful for many groups and organizations. Whether its raising funds for Camporamas, Pow Wows, camping equipment, or other worthwhile church-related projects, you'll want to check into CYALUME LIGHTSTICKS and how they can help your program raising opportunities.

Simply clip and return this coupon, and we will RUSH you complete details on CYALUME LIGHTSTICKS fund-raising opportunities.

Name _____
Address _____
City _____ St _____ Zip _____

Yes I am interested! Send me FREE information on how our Royal Rangers can raise funds fast with CYALUME LIGHTSTICKS.

GOSPEL PUBLISHING HOUSE
1445 BOONVILLE AVENUE
SPRINGFIELD, MISSOURI 65802

Sell to your friends and neighbors and help your Group!

POLLUTION: THE ENVIRONMENTAL PLAGUE

by Samuel Moffett

Last spring the United States observed Earth Day, when a nationwide teach-in focused the country's attention on the deterioration of our environment. A major concern of the day was pollution—pollution of the land, the air and the water.


Has there been any improvement in the situation since Earth Day? It seems unlikely. Have you noticed any difference? Is it cleaner where you live and play? Is the sky clearer, the air any purer? Are the lakes, rivers or streams any brighter than before?

Equally important, have you done anything in the meantime to reduce your own personal contribution to pollution of the environment? This is an important question, for the eventual success of efforts to rescue the earth from contamination and destruction will depend first of all upon each individual's degree of commitment. After that it will require strenuous collective efforts to convince businessmen and politicians that Americans really want to have a cleaner, fresher, brighter place to live.



But let's begin at home, for pollution is a personal as well as a national problem. It is a personal problem because you—along with each and every one of us—contribute a surprising amount of garbage, sewage and air pollution all by yourself.

Every American accounts for about six pounds of solid waste each day, from cans and bottles to our share of old cars and industrial debris. Every minute and 40 seconds a gallon of sewage is produced for each of us. Nearly a ton of soot, smoke and noxious exhaust gases is poured into the air every year for each American.



Furthermore, you yourself are polluted by destructive materials in the environment. Maybe you weren't even aware of how many of the pollutants you have read about in the newspapers and magazines have already collected or passed through your body. "The new technological man carries strontium-90 in his bones, iodine-131 in his thyroid, DDT in his fat and asbestos in his lungs," notes the distinguished biologist Dr. Barry Commoner of Washington University in St. Louis.

The first two substances are radioactive. The third is used to kill insects; DDT is so pervasive, however, that human milk contains from two to four times the amount of insecticide that is permitted in cow's milk by the Federal Government, and human flesh contains more than is allowed in the meat we eat. Asbestos is used in construction, but gets carried through the air and into the lungs of perhaps half of our city dwellers.

Asbestos is not the only substance clogging our lungs. Last year a medical magazine carried a color photograph of a lung from a 48-year-old man who lived in New York City. It was blackened the same way a miner's lung is when he inhales coal dust. And the magazine's editors had to search several states until they could find a clean lung to show for contrast. They never did find an adult specimen that was not discolored, and finally photographed the lung of a four-month-old infant who had died.

The situation is no better on the west coast. Schoolchildren in the Los Angeles area often have to forego exercise because the air is so smoggy. It is easy to believe the specialists of the Atmospheric Research Center who say that there is no more unpolluted air left in the United States.

Our water supplies are not too safe, either. A high Federal official says, "We are rapidly approaching a crisis stage with regard to drinking water." Perhaps as many as a third of our water supplies do not meet government health minimums. In at least one major eastern city, raw sewage sometimes pollutes the water supply, and residents are sickened by infection from this source.

Our once beautiful waterways are befouled as well. Human wastes, detergents and agricultural fertilizers feed algae that are turning lakes and rivers into swamps. Other wastes and debris further contaminate the water. In June, 1969, oil in Cleveland's Cuyahoga River actually caught fire and two bridges were damaged by the flames.

What do all of these destructive substances do to life on earth? Exact predictions about the future consequences of pollution are difficult to make. But some of the general patterns are becoming quite clear. Some species of plants and animals will die, while others will thrive and multiply. Which species will do which? The answer to that question is very significant.

In a scientific paper this spring, Dr. George M. Woodwell of Brookhaven National Laboratory on Long Island, N.Y., summarized the general pattern that can be observed all over the world. "We know enough," he wrote, "about the structure and function of (ecological) systems to predict the broad outline of the effects of pollution on both land and water."

Pollution, the paper continued, represents a severe disturbance to the environment, and the same pattern of change occurs whenever there is such a disturbance. It has been documented following fire, "one of the oldest and most important disruptions of nature," and after exposure to radiation and to plant-killing chemicals of the sort used in Vietnam.

In broad terms, pollution does away with organisms with very specific requirements for food, water and living conditions. It favors generalists, which survive a wide range of conditions.

DUTCH OVEN COOKING



Specifically, this means that forests can be expected to decline, and will be replaced by hardy shrubs and herbs; this is why once forested hills around industrial cities are now often treeless. Pollution will reduce the varieties of plants, fish and birds. It will kill many species of microscopic plants in the oceans, and will encourage the growth of algae that are not easily destroyed by anything. It will encourage the rapid multiplication of hardy but undesirable animals such as destructive insects and rodents.



Pollution will not kill us, but it will continue to make life a lot less pleasant. Or, as Dr. Woodwell said: "We can begin to speculate on where continued, exponential progress in this direction will lead: probably not to extinction—man will be around for a long time yet—but to a general degradation of the quality of life."

Used by permission from Boy's Life.

"DUTCH OVEN COOKING" is the traditional cooking method of the early outdoorsman. This extremely versatile method is the granddaddy of "one-pot cooking." With a little practice, a camp stove can provide a hearty game stew or a mouth-watering batch of biscuits from this practical pot.

An authentic dutch oven is actually a cast iron pot. It has three short legs and, sometimes, a handle. A tight fitting cast iron lid is made to fit down into a rim around the outside edge of the pot. The lid is domed and has a lifting ring in its center. These two pieces can not only be used as an oven, the pot can serve as a frying pan and the lid as a griddle.

UNDERGROUND: This method works for stews, roasts, birds, beans, etc. Dig a pit 2x2x2 feet deep and cover the bottom of the pit with red hot coals. Place the dutch oven, filled with ingredients, into the pit. Place the lid on the oven and pack a layer of coals all around the oven and over its top. Cover this with at least 6 inches of dirt. (Make sure there are no flammable materials, such as leaves, in the soil.) After a day of hiking, hunting or fishing you return to camp to a hot meal. There are two basic cooking methods with dutch ovens: Below ground and above ground.

ABOVE GROUND: This method is used to bake bread, pies, biscuits, etc. Preheat the oven on a good pile of hot coals. Remove the oven from the coals, coat the inside with grease and place the dough in the oven. Move the oven back onto the coals, cover with the lid, then scoop hot coals onto the lid. The edge of the lid is shaped to hold the coals in place. For golden brown bread and biscuits, you will have to keep adding coals to the lid until the bread is done.


DUTCH OVEN CAMP BREAD

Bannock or "camp bread" can easily be cooked in a dutch oven. Mix four cups flour, 6 tablespoons sugar, 1 teaspoon salt, 4 teaspoons baking powder, then add ½ cup water or milk. Press into dutch oven and bake for about 15 minutes for each 1-inch thickness.

NATURAL CRAFTS

Dutch ovens must be seasoned carefully when first purchased. To season, coat the inside of the pot with bacon fat, then keep it smoking hot for two hours, applying the bacon fat as it dries out. A dutch oven should never be washed with soap. Merely pour in hot water to heat, then pour out. Recoat inside of pot with bacon grease and leave for the next meal.

Ideas for Leaders



DEADLY CIRCLE

Warren Bebout, Morro Bay, CA

Equipment Needed: A long length of rope, something to mark off a small circle (depending whether the game is played indoors or outdoors).

Tie the ends of a long rope together in a circle. Make it a large circle. Mark off another circle about one-third the size of the rope circle. On signal, all try to pull as many of the other players as possible into the circle while keeping out of it themselves. As soon as a player steps into the middle circle, he is out of the game. The game continues until only one player remains.

THE QUIET GAME

Rae Ladd, Hesperia, CA

Number of players—5 to 30.

Space—room, hall, or gym.

Formation—each player stands by their desk, table or whatever.

Material needed—a soft ball, volley ball, sponge ball, or bean bag.

Procedure:

The leader acts as referee and starts the game by throwing the ball to one of the players who in turn throws the ball to another player. The leader counts to three if a player holds the ball too long. If at the count of three the ball is not thrown, the leader takes the ball and starts new play. The ball holder must sit down until a new game is started. Absolute silence must prevail—any who talk are eliminated until the start of a new game. Other reasons for elimination are: throwing the ball too hard, not catching the ball, or moving from place to place. Play continues until all players are eliminated except one who acts as leader to start a new game.

PAIR IN A PILE

Steve Beery, Bloomington, MN

Items Needed: Box or clothes basket.

Have the boys take off their shoes and put them in the box or basket. If you want to, you can tie the shoes together, but not in matching pairs. For more fun, throw in one extra pair of shoes. Line the boys up on one side of the room and dump out the box or basket of shoes in a pile on the other side of the room. The first boy to get shoes on and tied and back to the other side of the room is the winner.

PARTNERS

Warren Bebout, Morro Bay, CA

Divide the boys into groups. Group A forms the inner circle facing outward and group B the outer circle facing inward. Have the players facing each other hold hands to pair off the "partners." They drop hands and on signal, the circles march in opposite directions. When you shout "partners" the pairs find each other, hold hands, and kneel down. The last pair to kneel drops out of the game. Continue until two partners are left.

BALLOON RELAY

Steve Beery, Bloomington, MN

Items Needed: Toilet plunger—balloons

Should be played on a clean tile floor.

Balloons should be blown up, but not real big as they tend to break easily if blown up to capacity.

Use two or more patrols depending on the size of your group or outpost. Make the number of boys in the patrols equal if possible, if not have one boy do the relay twice. Give a balloon to each boy and one plunger to each patrol. Now have the first boy in each patrol break the balloon with the plunger, pushing down on the balloon. The old style plunger works the best for this relay. Have each boy break his balloon. The first patrol done is the winner.

BAD EGG

Warren Bebout, Morro Bay, CA

Equipment Needed: One rubber ball (small).

Have the boys gather in a circle and give each the name of an animal or insect. Then throw a rubber ball high in the air and at the same time call one of the names. The boy with that name must catch the ball while everyone runs for the circle. When the player who was called catches the ball or picks up the ball yells "stop," everyone must stop. He may now take three steps toward any one and try to hit him with the ball. The target may dodge by moving his body but he may not move his feet. If he is hit, he is a "bad" egg, and it becomes his turn to throw the ball up. But if he misses, form the circle again and call another name.

BEE BATTLE

Warren Bebout, Morro Bay, CA

Equipment Needed: A cone shaped paper cup and string for each player.

Draw a circle about 10 feet in diameter. Have four to eight players with their arms folded gather inside the circle. Fasten a cone-shaped paper drinking cup to the seat of each player with some string, or tape. On signal, each player should try to crush his opponents' "stingers" (cups) by bumping them with his hip while protecting his own "stinger." Players drop out as they lose their stingers.

NEW GAME CAN RACE

George W. Wolf, Downey, CA

Equipment Needed: Empty soft drink cans

This game may be played by individuals or relay teams. This is a good activity for campouts.

Mark off the starting line and the end of the race. A distance of about 75 to 100 feet is fine.

Line the boys up along the starting line. Each boy in the race must have a can which he should place on its side directly in front of his feet. Explain that at the signal to begin each contestant must start rolling his can forward with one foot while hopping along on the other. The cans must be rolled on the ground. Kicking the can is not permitted and is reason for disqualification. The first one to roll his can all the way to the finish line is the winner.

For relay teams playing, divide the teams in half placing one half at the starting line and the other half at the finish line. The boys at the starting line at the signal roll their cans to the other part of the team at the finish line. When the first boys arrive at the finish line, the cans are rolled back to the starting line by another member of the team. At the starting line another boy rolls the can to the finish line, etc., until the entire team has participated. The first team to complete the course is the winner.

CAT AND MOUSE

Warren Bebout, Morro Bay, CA

Have the boys form a circle and select one player to be the "mouse" and take his place inside the circle. Select another player to be the "cat" and take his place outside the circle. The object of the game is for the cat to catch the mouse. The boys forming the circle can assist the mouse by letting it out or in the circle at any time, but the progress of the cat should be hindered. The introduction of another cat makes it more interesting. When a mouse is caught, he becomes the cat and then chooses another mouse from the circle.

OBJECT HIKE

Steve Beery, Bloomington, MN

Items Needed: One piece of rope about two feet long. One red and white fishing spoon. One tent stake. Hand ax. Horseshoe or any other item you want. Last but not least, a pencil and paper for each boy.

Send two Commanders into the woods on a hiking trail or path. Tie the rope around a tree—hang the fishing lure in a bush—hide a tent stake—place hand ax into a stump—put horseshoe in path. Make the items fairly hard to find. It is a good idea to make one item harder to find than the others to find.

After all things are hid, have the boys go on a hike with a pencil and note pad. Have the boys write down what they found and where they found it. When they come back to the camp, compare their list to yours. The one with the most or all of the items correct is the winner.

TRIBE OF THE BLIND

Warren Bebout, Morro Bay, CA

Equipment Needed: A blindfold for each player, except for two, a short length of rope.

Blindfold the boys and stand them in a circle with their arms outstretched so that they can just touch each other's fingers. In the middle have two "prisoners" who are not blindfolded but tied together by the short piece of rope around their right legs. The two prisoners try to escape without being tagged by the blindfolded Rangers. The blindfolded Rangers may not bend their knees and can only try to tag when they hear something approaching.

BALL OVER

Warren Bebout, Morro Bay, CA

Equipment Needed: Volleyball, a blindfold, whistle, chalk or string.

Draw a line or string a long length of string to divide the playing area and have two teams take positions on either side. Players must not cross the line. Blindfold one Ranger and provide him with a whistle. When the whistle sounds, put the ball in play. The object of the game is to keep the ball in the opposing team's territory. One point is counted against the side that has the ball whenever the whistle is blown. The blindfolded Ranger can blow the whistle whenever he pleases. The lowest score wins.

Variations: Have four or five players touch the ball before it can be returned to the other side. Or create a "no-man's" land along the dividing line. Teams, in getting the ball over, must bounce it in "no-man's land."

A Great Project for Your Outpost!

Chuckwagon

by Don Franklin

Uses

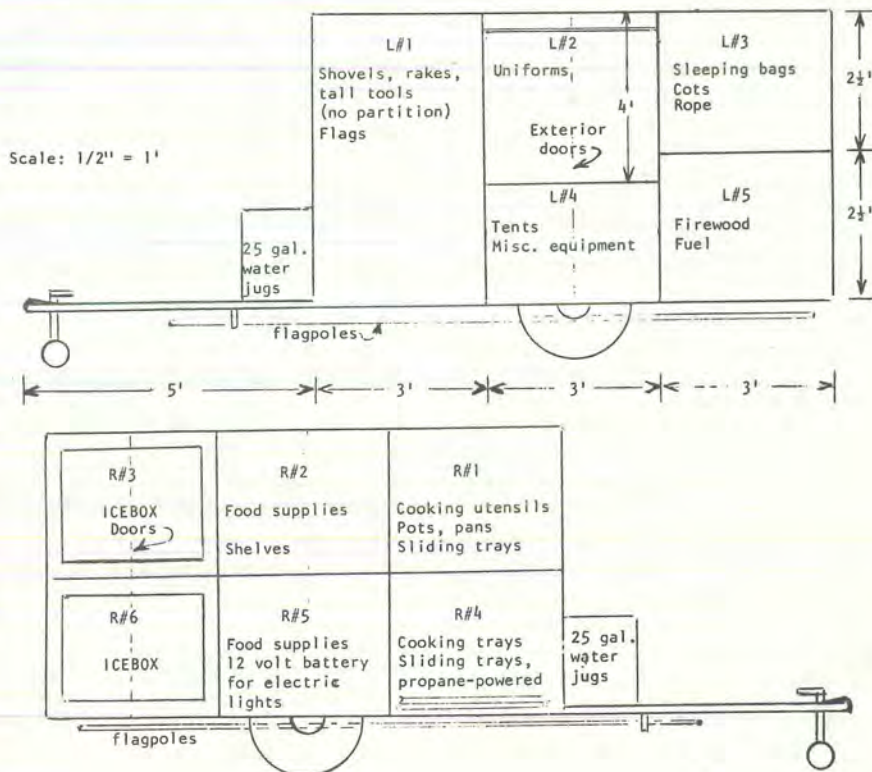
1. As a completely self-contained all-purpose vehicle for on-the-site cooking, washing, refrigeration, weather protection, camping headquarters.
2. As a mobile trailer ready for instant road use.
3. As a compartmentalized trailer for storage of tents, tools, fuels, poles, flags, lights, water, uniforms, and miscellaneous camping equipment.
4. As a dry, weather-proofed, lockable storage space when contents are not in use.

Suggestions

1. Inventory everything. Register with church office. Keep separate list.
2. Cover with adequate insurance.
3. Maintain top security with locks, chains, supervision.
4. Maintain weatherproofing.
5. Assign supervisor. Issue keys. Keep spare keys in church office.

Materials Needed

1. Basic trailer frame, wheels, adjustable front dolly, axle/springs as desired.
2. Spare wheel and tire.
3. Angle iron (1½") for verticle/horizontal framework.
4. All-weather plywood (½").
5. Machine bolts (½").
6. Styrofoam (3" thick) for icebox insulation. Or suitable substitute material.
7. Icebox trays, shelves, as desired.
8. Strap iron for strengthening, pole hangers, etc.
9. Clothesline wood rod (1") with accompanying sockets.
10. Rustproof water containers.
11. Propane tank(s) with flexible dispensing hose for stove(s).
12. Propane stove (jetted for propane), size as desired.
13. Fire extinguisher with mounting bracket.
14. 115-volt electrical wiring (household), plus bulbs.
15. 12-volt electrical wiring (car), plus bulbs. Heavy duty 12 volt battery.
16. Jacks, for leveling, as desired.
17. Wheel stops.
18. Poles for elevating side doors as roofs.
19. License plate, proper legal identification.
20. Safety chains for car hookup.
21. Locks, spare keys.



SURE-FIRE CAMP COOKERY

BY WARREN P. SIGHTS, M.D.

YOU CAN MAKE A SPEECH

By Ollie J. Robertson



There are times when almost everyone has to face an audience and speak. Elementary school children must make reports. Junior high school and senior high students have speech requirements in English classes. They may be in a speech class where several speeches are a "must." Royal Rangers may be required to make speeches to pass certain requirements.

If you, or some of your family, are faced with the problem of preparing a speech and then delivering it before a group, these hints may be helpful:

WHY GIVE A SPEECH: Standing before a group and speaking builds poise and self-confidence. The experience of talking before a group helps in personality development, gives one confidence in his ability to do things, and may win the speaker new friends. You may have worthwhile ideas which will be helpful to your community and to individuals. Unless you express these ideas you will reach no one.

HOW TO PREPARE A SPEECH: Decide on a topic that interests you and that you know something about. Then research your subject to learn more. Look in encyclopedias, magazines, and reference books. Talk with people who are an authority on your subject. Ask for new ideas.

Plan your speech in a logical order with three parts—beginning, middle, and ending. Your introduction, or beginning, should warm up your audience to the purpose of your address, attract attention, and arouse interest. It should lead into the main part of your speech. If you can do this with humor your listeners will be eager to hear what follows.

The middle part of any speech is the

most important part. It contains your strongest ideas. Here you must increase the listeners' understanding of your topic. Do this by showing interest yourself. Use these techniques to make your words have an impact on the audience: vary your pace, planning parts of the speech with short, sharp words. Other parts can be longer. Plan to talk both slowly and deliberately at times and faster at other times. But never speak too fast. Always stick to a point. Wandering around on needless details makes a speech tiresome and weakens your power of conviction.

The conclusion is your great moment. Summarize, if you can, a few sentences, the highlights of your talk. Don't leave your audience in midair. Come in for a graceful landing and make an effective stop.

OTHER HELPS: A simple vocabulary is often the most effective. Don't use big words unless you understand them. Strive for good English. Be accurate in any facts you quote. Be honest about what you say.

PRESENTATION: Practice your speech several times. If you can, round up the family for a trial audience. Make a set of notes of your important points. Use these notes. Don't memorize! Let your eyes bounce off your note cards to the audience. Maintain eye contact with your listeners. Casually look from one side of the room to the other, taking in all the people in the room, not just those in one certain area. Let your arms and hands be flexible, not stiff like pokers. Use them for mild gestures occasionally, but do not fling your arms about or pound on the speaker's stand.

DRESS: Dress comfortably and conservatively. ♦

Hot bread anyone? These words have warmed the hearts and perked up the ears of mankind for untold centuries. Witness the Old Testament Hebrews, preparing to flee from bondage—not having time for bread to rise and resorting to unleavened bread.


Witness Samuel Johnson, writer of the first English dictionary, defining oats as "a grain commonly used to feed livestock but which in Scotland, supports the population." Witness our own pilgrims, cut off by thousands of miles of ocean from any source of civilized grain, turning to the savage maize. Witness the pioneers, adopting this corn meal to a tough form of bread that could be easily carried—called "journey cake," later "johnny cake."

Witness the gold prospectors, discovering that yeast could be propagated in a form of dough called sourdough, that was later to give its name to a generation of tough old coots that could go anywhere—even to the unbelievable wilderness that was the Yukon. Witness the bake sales that in our present society can be depended upon to raise funds for any worthy cause, or just be, in spite of the blandishments of TV and a host of other sophisticated diversions.

Yes, bread has been our staff of life since the beginning of recorded history, and will continue to be. Trouble is, while it has become easier for the average housewife to bake, the equipment required has become so sophisticated most of us have the feeling that without a thermostatically controlled oven we can't even try.

Right?—Wrong!

Primitive bread is so simple to make that I have never been able to goof it, or to put it another way, it was always eaten and folks asked for more. I mean primitive bread. I know some folks that will fool with sourdough starter which is actually pretty sophisticated, but I'm not one of them. It's really more trouble to fool with sourdough on a short trip than it is to carry an instant mix so why bother? I'm talking about the unexpected situations. The kinds of things that happen to me are never shown in the fancy magazines where they show an idyllic camp with an oven and a three-burner stove and a plate of hot biscuits (brought out of the house oven just behind the photographer).



I'm apt to get caught on a gravel bar at noon with one skillet and four hungry men who just decided to cook up the goggle-eye from the morning, and "wouldn't some cornbread be good?" What do you do in a duck camp with the nearest store a three-mile hike through gumbo mud and a goose stew of sufficient antiquity to have the authority to demand a sopper, or with a deer camp lunch of fresh deer liver and onions needing something to wipe the plate?

Have no fear, two basic recipes will get you out with an absolute minimum of equipment. I know an ex-coach, well-loved by all Missourians, who carries with him at all times when hunting or fishing, a survival kit from which he can produce the little touches that make a meal a success. I suspect he could produce the ingredients for hot bread at a moment's notice.

What are we talking about? Well, first there's bannock. This is the frying pan bread that has been the staple in wilderness areas for centuries and is still a major item in Eskimo communities. The oldtimers lived on bannock and beans and were ready for bears.

The basic recipe is simple:

- 1 cup flour*
- 1 tsp. double acting baking powder*
- ¼ tsp. salt*

Mix these dry. If you have a bowl, by all means use it. If not, a piece of plastic, wax paper or aluminum foil works great. You can even use a flat smooth rock or a piece of bark, though the latter has some inherent faults. When well mixed, check to make sure your fry pan or whatever you plan to use is warm and well greased. Then, working quickly, pour in enough cold water or milk or any combination

thereof to make a rather stiff dough, kneading it as you go. It helps to have an extra person pour while you knead but you can do it yourself. The important thing is to work fast so as not to release too much of the carbon dioxide gas being generated by the baking powder.

Form the dough into a flat loaf appropriate to the size and shape of your cooking utensil, drop it in and hold it over the fire, shaking it a little to keep it from sticking. You can tell when a crust is beginning to form (4 or 5 min. usually) when it slips and slides easily. At this point you have a number of options. I prefer to flip it over with a quick snap of the wrist (not at all hard and your friends stand there with their eyes bugged out on stalks). Or you can just prop the fry pan in front of a campfire and let it heat on top; or you can flip it over for a minute until it is stiff enough to hold its shape, remove it from the pan and prop it against a rock while you start another batch; or you can arrange a fire above it and coals below like a dutch oven.

Don't make a big issue out of it. Just cook it until done. When is that? Well, the time-honored way is to stick in a broom straw and if it comes out clean, it's done. Trouble is, I usually don't have a broom around my camp. If I do, it's usually so disreputable even the mice don't want it close to their food. However, there are pine needles or dry grass stems almost everywhere that will do the same thing. The best way is to thump it with a finger. When it sounds hollow it's done. If you have no ear (I haven't) try it a couple of times at home. Try it a couple of times at home anyhow before you try to impress your friends. There's nothing like a little experience.

Variations? There must be a million. Adding a little shortening, about two tablespoons per basic mixture, makes it more tender; a pinch of sugar gives a crisper crust; an egg, lightly beaten and added just before cooking makes it more fluffy, and if you don't have an egg, try

adding two tablespoons of light dry snow just before cooking.

Incidentally, don't worry too much about the golden color of the crust. It's fine if that's what happens, but mine have come out in every color from pale fish to black and even my kids, who, like most children, will subsist entirely on hamburgers and soft drinks if given half a chance, will eat all I can make and ask for more.


When done, simply break off a chunk. Bannock should always be broken, not cut, (except to slice in half), butter and eat or lay into the beans, goose stew or whatever.

But what do you do when the crispy brown goggle-eye insist upon corn bread? Well, whip up johnny cake and settle back to eat.

-
- Take: 1 cup corn meal*
½ tsp. salt
½ tsp. sugar
1 tsp. grease or fat
-

Grease and warm a fry pan, or pot, or dutch oven or anything—even a shovel or hoe. Mix dry ingredients and cut in the shortening with two knives. Pour in enough boiling water to make a mush, stirring with anything you have handy. When it becomes a firm dough, drop into skillet to make cakes. Brown and turn just once.

The trouble with this one is you might wind up so busy cooking you miss the goggle-eye. One solution to this is to pull a Tom Sawyer and teach someone else to cook—there's usually a willing sucker. And then *you* can sit back and eat.

Used by Permission of "Missouri Conservationist." 



YOUR OUTPOST

QUARTERLY THEME

BUCKAROOS — PIONEERS — BUCKAROOS — PIONEERS

JUNE

- 1st Week:** Give a presentation on the value of fishing. Prepare a simple display for the boys on basic fishing gear. Explain the different parts of a fishing line and how they work. Tell the boys what to expect when fish are biting. Demonstrate how to bait a hook, pointing out the safety precautions in handling the hook, and casting the line.
- 2nd Week:** Make a presentation on fishing gear and demonstrate their uses. Prepare a pole and line for each boy. Allow the boys time to assemble their gear. Go over the schedule for the fishing trip next week. Be sure there is proper adult supervision.
- 3rd Week:** Plan a fishing trip in detail, then off to the ole fishing hole! Check to be sure there is an ample supply of whatever bait is used. Take along a stringer or other means of securing the catch. Leaders should clean the fish and prepare for freezing. (If the fish aren't biting, tell the boys there will be a fish-fry next week anyway.)
- 4th Week:** Give a demonstration on cleaning and cooking fish. A perfect ending to a month of fishing is a fish fry! If none were caught, fish are available at most any market. Otherwise, a trip to the nearest fast-food place will reward the boys with fish sandwiches.

JULY

- 1st Week:** Explain the importance of outdoor recreation, then plan a field day. Plan for relay races, sack races, rope pulls, tire jumps, and pole climbs. Log rolling, throwing contests, and jumping can be added with minimal effort. Make it a day for the boys to remember for exercise and fresh air.
- 2nd Week:** Give a presentation on outdoor cooking, then plan a cookout, weiner roast or barbeque. Encourage boys to invite visitors who could be Buckaroo prospects. Plan for games and a closing friendship fire. Invite unsaved boys to accept Christ as Saviour.
- 3rd Week:** Give a demonstration on paper craft, then arrange for the boys to make paper airplanes. Secure a supply of 8½ x 11 scrap paper. Make airplanes for (1) distance, (2) acrobatics, and (3) durability. Offer a simple prize in each category.
- 4th Week:** Explain the fun and value of boating, then plan for the boys to make boats. Using a supply of ordinary plastic containers and model cement, boats that will float or even sail can be constructed. Encourage creativity. Assist the boys as needed. Plan to display their work for Family Night.
- 5th Week:** Promote the work of your Buckaroos as most people are usually interested in "what the little guys are doing." Use this interest to your advantage to explain the program, show what the boys have been doing, and encourage enlistment.

AUGUST

- 1st Week:** Explain the fun and value of nature study. Plan a nature walk through some interesting outdoor area before summer ends. Encourage the boys to look for plant and animal life, rock formations, unusual geographic landmarks, and signs of the changes in season.
- 2nd Week:** Stress the importance of Bible study. Make sure each boy has a Bible or New Testament of his very own. Point out to them the Scriptures leading to salvation as learned in Section II of Royal Rangers Leadership Training Course. Teach the boys to love and respect God's Word. Give an opportunity for unsaved boys to accept the Lord.
- 3rd Week:** Explain the fun and value of hiking. Plan a medium-range trail for your Buckaroos consisting of a time schedule for particular observations and instructions along the way. Plan a rest stop with fresh fruit such as an apple or pear. Teach the boys the importance of walking for their health and the safety of staying together.
- 4th Week:** Plan a Royal Rangers Roundup. Plan to phone or visit all parents in your church with boys Buckaroo age. Call for a roundup of your boys, offering a prize for those who bring visitors. Canvas the neighborhood. Run a notice in the newspaper and church bulletin. Let the community know you are interested in boys.

PLANNING GUIDE

INVOLVEMENT



TRAILBLAZERS — AIR — SEA — TRAIL RANGERS

JUNE

1st Week: Plan an outpost swim at the nearest rentable pool or swimming hole. Use all safety precautions as prescribed in First Aid. Employ the "Buddy System" at all times. Teach and use the Eight Point safety check.

2nd Week: Teach citizenship through proper respect to our flags. Use Flag Day theme as a kickoff to inspect all outpost flags, standards and banners. Check positioning of flags in church sanctuary. Hold practice sessions in presentation of colors, raising and lowering, and proper folding and storage.

3rd Week: Stress the importance of Christian family life. Father's Day should be a great opportunity to plan a Father-Son cookout, hike, or campout. Ask the pastor for time Sunday morning to honor the fathers. A craft item made of wood or leather would be especially impressive.

4th week: Teach the boys fishing techniques and tips on fishing gear. Plan a trip to the river, lake or seashore and give the fellows some angling experience. If boats or canoes are used, be sure they are safe and properly supervised.

JULY

1st Week: Review the outpost structure and each person's role. Since Independence Day this year marks the 201st birthday of America, set a goal for members of the outpost to make 201 contacts for new boys this week. Encourage enlistment by recognition and reward.

2nd Week: Emphasize planning and preparation and needs of an exploration trip. Plan to explore the nearest forest, ravine or cave. Boys of all ages are adventuresome. You can make the event more exciting by adding compass and map, search and rescue, and First Aid procedures. Added interest can be work on advanced awards.

3rd Week: Explain the importance of Christian service in Royal Rangers. Compile a list of worthwhile service projects for the outpost or church. These could include cleaning of church closets, mowing the lawn, trimming the shrubs, or paint up and fix up. Work with your pastor on this to establish priorities.

4th Week: Emphasize the value of nature study. Plan a nature hike. Select an area of special interest for the outpost which might include variety in vegetation and wildlife. Encourage boys to take their respective handbooks along for possible advancement completions. Look for edible plants and wild fruits. Prepare for Camporama.

5th Week: Plan to invite parents and other family members. The outpost should be in Class A uniform if at all possible. Plan displays and demonstrations which will show the activity of outpost. Make an effort to advertise properly.

AUGUST

1st Week: Plan to hear reports from those who attended the second National Camporama at Farragut, Idaho. If photos are available, display them. If color slides and/or movies will be forthcoming, set a time to show them to the entire outpost.

2nd Week: Review the basics of good camping. Plan for an overnight before weather begins to turn cooler in your area. Assign each patrol certain responsibilities. Call it the "Last Rose of Summer" campout. Complete your detail planning with a council fire and an opportunity for unsaved boys to find Christ.

3rd Week: Emphasize good trip planning. Plan a tour of your nearest zoo or amusement park. Check in advance for group ticket rates. Be sure such details as parental consent and outpost insurance are taken care of.

4th Week: Review summer activities and plan a Back-to-school Round-up. Launch your fall enlistment campaign with the school theme. Encourage the bringing of visitors to outpost meetings. Have your materials ready to instruct new boys how to become recruits. Offer rewards for each new boy who enlists. Round-up the strays. Get ready for re-charter.



12 RULES FOR RAISING CHILDREN

A Thought for Father's Day by Don Franklin

1. Remember that a child is a gift from God—the richest of all blessings. Don't attempt to mold him in the image of yourself, your father, your brother, or your neighbor. Each child is an individual and should be permitted to be himself.
2. Don't crush a child's spirit when he fails. And never compare him with others who have outshone him.
3. Remember that anger and hostility are natural emotions. Help your child find socially acceptable outlets for these normal feelings or they may be turned inward and erupt in the form of physical or mental illness.
4. Lovingly discipline your child with firmness and reason. Don't let *your* anger throw you off balance. If he knows you are fair, you won't lose his respect or his love.
5. Remember each child needs *two* parents. Present a united front. Never join with your child against your mate. This can create in your child (as well as in yourself) emotional conflicts. It can also create feelings of guilt, confusion, and insecurity.
6. Don't hand your child everything his little heart desires. Permit him to know the thrill of earning, the joy of achieving. Grant him the greatest of all satisfactions—the pleasure that comes with personal accomplishment.
7. Don't set yourself up as the epitome of perfection. This would be a difficult role to play 24 hours a day! You *will* find it easier to communicate with your child if you let him know that Mom and Dad are capable of error, too!
8. Don't make threats in anger. Don't make impossible promises when you are in a generous mood. Threaten or promise only that which you can live up to. To a child, a parent's word means everything. The child who has lost faith in his parents has difficulty in believing in anything.
9. Don't smother your child with superficial manifestations of "love." The purest and healthiest love expresses itself in day-in, day-out training which breeds self-confidence and independence. Love can be expressed in denying as well as permitting.
10. Teach your child there is dignity in hard work, whether it is performed with calloused hands that shovel coal or skilled fingers that manipulate surgical instruments. Let him know a useful life is a blessed life. And, by contrast, a life of ease and pleasure-seeking is empty and meaningless.
11. Don't try to protect your child against every small blow and disappointment. Adversity strengthens character and makes us compassionate. Trouble is a great equalizer. Let him experience it.
12. Teach your child to love God with all his heart, soul, mind, and strength. Don't *send* your child to a place of worship—*take* him there. Children learn from example. *Telling* him something is not *teaching* him something. If you give your child a deep and abiding faith in God, it can be his strength and his light when all else fails.