

A Lesson in Friendship • Try a Rangerama • Make Your Own
Capote • Camporama Panorama • Outpost Planning

DISPATCH

A Royal Rangers Magazine for Men

Winter 1982



Were You
At the 1982
Camporama? Take
A Look at "Camporama
Panorama," a Great Retrospective!

DISPATCH

NATURE
HUMAN AND
OTHERWISE
BY JULIANA LEWIS

WINTER 1982

Vol. 19, No. 2



CONTENTS

PAGE

Lesson for the Outdoorsman	Dale Burk	3
Now's a Good Time To Try a Rangerama	Daniel Lawrence	5
Hooded Blanket Coat	Michael Cox	7
Camporama Panorama	John Eller	8
Your Outpost Planning Guide	John & Bonnie Eller	12
The Deafening Roar of Silence	Larry Lerew	12
A Italia Il Viso "The Face of Italy"	Russel Cumley	14
Time of the Hungry Moon	Fred Deaver	16

SPECIAL NOTICE: Our National FCF President has had a change of address. His new address is: Route 1, Box 145, Riverton, Kansas 66770.

Staff
Editor: David Barnes, **Assoc. Editor:** John Eller, **Art:** V. I. Productions, **National Committee:** Silas Gaither, Paul McGarvey, Johnnie Barnes, Paul Stanek.
 DISPATCH (ISSN 0190-4264) published quarterly by Royal Rangers, 1445 Boonville Ave., Springfield, MO 65802. Second-class postage paid at Springfield, Missouri. Copyright 1982 General Council of the Assemblies of God, Inc., Gospel Publishing House. Printed in U.S.A.
POSTMASTER: Send address changes to Dispatch, 1445 Boonville Ave., Springfield, MO 65802.



1. Winter Friendship

When winter's snow covered the ground
 More often than not my husband was found,
 With mittened hands, out back to feed
 Cold little birds crackers and seed.
 "You're feeding the birds?" I'd ask my mate
 As he carefully bestrewed crumbs from a plate.
 "With the coming of spring you deplore sparrows
 And gladly would down the same with arrows
 When in your trees each of them reaches
 To peck your figs and ripening peaches."
 "We have an agreement," mumbled he.
 "Insects they eat, my fruit they let it be."
 "Do you have that in writing?" asked I—
 A question which got me no reply.

2. Spring Annoyance

Now gone are the snows and hail and sleet;
 Spring has arrived and the peaches are sweet.
 I hear from my window the mockingbirds singing,
 The sparrows, the robins—and all are winging
 To a feast of grapes and pears and figs
 Amidst our back yard's branches and twigs.
 My husband runs—with both arms flailing
 To shoo them away—but apparently failing.
 "No fair weather friends are these," I say.
 "Your birds to a feather are here to stay."
 Meanwhile the insects are partying free,
 but nature is nature, naturally.

LESSON FOR THE OUTDOORSMAN

"We'd been too close to the forest to see that only God can make a tree—and friends."

"All our efforts had been to no avail. Their 'secret weapon' as Mike had labeled me during our drive to the hunting area, had failed them. My thirty years as a hunter in Montana's mountain country hadn't helped them."



by Dale A. Burk

They were huddled in a whispering conference at the edge of the steep ridge when I first saw them late that bitter-cold afternoon and I knew by the fact they were together that they'd been unsuccessful again. Disappointment would hang heavy in our camp that night!

For three days Roger and Mike had been hunting for elk and deer in the high mountains of southwestern Montana—without success. And their disappointment would be mild alongside the turmoil I felt churning inside me.

I was on this trip as their guide and camp tender as the result of a conversation over coffee during fellowship time following services at our church a couple of weeks earlier. I'd already gotten both my deer and elk, so I had no pressure on me that way, as they did. Many of us in our part of the country depend on wild

game to supplement our food budget.

Also, I'd given such a glowing report of the area I'd hunted that they'd asked me if I'd take them on a trip there. And now I felt personally responsible for their success or failure. Consequently, I'd taken them to favorite places—forested canyons and open ridges I knew harbored both deer and elk.

But all our efforts had been to no avail. Their "secret weapon," as Mike had labeled me during our drive to the hunting area, when our mood was still euphorically optimistic, had failed them. My thirty years experience as a hunter in Montana's mountain country hadn't helped them—and on this evening as I came to pick them up I had more bad news.

A weather forecast I'd heard on the pickup radio indicated a major winter storm was moving in from Canada. By nightfall it would be below zero (Fahrenheit) and it would stay that way for the next few days. Our rigorous hunt in the snow-covered mountains at 9,000 feet now would become arduous if not near-impossible.

My guess was they'd give up and go home, although we had planned for them to hunt another day. But the decision would be theirs! I decided simply to appraise them of the facts and the options.

And the difficulties! Oh, it is bone-chilling cold at that altitude when the wind picks up and the chill factor drops twenty to thirty degrees lower than the thermometer shows. But I also knew

CONTINUED ON NEXT PAGE ►

from experience that it's one of the best times to hunt because the game is out and moving around. I also knew that the distinction between those who simply go hunting and those who become good hunters can be made on points such as this—the inner resolve to go into the field no matter what conditions you face.

Neither of them were experienced hunters, though both like the outdoors. And I knew they desperately wanted to learn, not only to get venison and elk meat for their lockers but to prove to themselves and to me they could “make it” as outdoorsmen.

Even so, I was sure they'd quit. Both nursed sore muscles and had to be tired beyond the point of exhaustion. They'd gamely stuck to the regimen I'd laid out for them, a minimum of ten to twelve miles a day of hiking and hunting in rugged terrain that included plenty of climbing. And now, as they stamped their feet in the snow, I could see they were also cold.

They welcomed the warmth of the pickup and the thermos of coffee, but before the door on the pickup closed behind them Mike made a comment that told me they'd already made the decision

about the following day.

“Tomorrow I'm going over onto that ridge where Roger hunted the first day,” he said. “I'm convinced there's a herd of elk in that area.”

And Roger was ebullient as he shared with me the subject of the conversation I'd just broken up. As they'd come together on the ridge above the road, they'd shared their experiences of the day and both marveled at the number of deer and elk tracks in the snow and the fact that they simply had not or could not catch sight of them.

They'd crossed several dozen fresh deer tracks and those of close to a dozen elk. The game was there; they just hadn't been able to see them and often it appeared that only a matter of minutes had passed from the time the tracks were made and when Roger came upon them.

But instead of being disappointed, both Roger and Mike were excited to the point of jubilation.

“There's a lesson here the Lord wants us to learn,” Roger said, “if only we can figure out what it is. Every condition is just right and yet not one of us has gotten a shot, although there is game everywhere in the area.”



“By the time you learn what God wants you to learn, the outcome of the lesson already is reality within you.”

Then this big ex-Marine prayed, as he and Mike had been doing when I first saw them, giving praise for the magnificent portion of His creation they were in—asking for success in finding what the Lord wanted them to learn on this hunt. He did not ask for game to be put in front of them.

It was dark by the time we got back to our tent camp and this topic remained the center of our conversation late into the evening. We all considered the answer might be patience. We were, after all, in circumstances requiring that gift.

But none of us achieved conviction that patience was it, so that day and the next—which was biting cold and which provided the same hunting “success” we'd encountered on the three previous days—the subject of our lesson would occasionally creep into our conversation. No answers, no sense of surety, came.

So we ended our hunt and returned to our respective homes, somewhat disappointed that neither Roger or Mike got a deer or an elk. We also carried the knowledge there was something we should have learned on that hunt, and hadn't.

We didn't see each other for several weeks after that. The demands of our various lives kept us apart. But all of us, at one time or another, visited with the pastors at our church.

It was to be here, where our trip had started in fellowship, that I was to learn what our lesson was.

It came about in one short, almost flip-pant, statement made by one of our pastors while we were having lunch. The pastor and I hadn't seen each other since before Roger, Mike, and I had gone on the hunt—and he greeted me by saying, “I heard your hunting trip was a great success.”

“Sure it was,” I answered. “Who told you that? We didn't get a thing.”

“That isn't what I heard,” he said. “It was my understanding that you went down with a couple of fellows from the church and came home with two friends.”

I gulped and turned to the menu. “That,” I said with finality, “is true.”

And I knew then what it was the lesson was to be for me—that fellowship with believers in any endeavor is sufficient, that success is not to be measured in the accomplishment, but in the doing together and the sense of community experienced in the process.

It was true, what the pastor said. His insight provided the answer we'd been unable to grasp up there on the mountain. We'd been too close to the forest to see that only God can make a tree—and friends. And that the manner in which He does it isn't always the way we would like it to be. It's better that way, because by the time you learn what He wants you to the outcome of the lesson already is reality within you. ★

Try a Rangerama

A Rangerama gives your boys the chance to show their families and communities what they can do! So men, start planning now. Go to work!

by DANIEL LAWRENCE

Looking for an event that will build enthusiasm, provide advertising for your outpost, recruit new Rangers and raise funds for your outpost or section? Why not try a Rangerama? It will do all of those things and more, as well as provide you with another special event that your boys can look forward to.

Sounds good? It's great! However, a few things may need to be cleared first, including defining just what a Rangerama is.

A Rangerama can be anything that you want it to be—however, what we have in mind is an exhibition of the finest in Ranger crafts, skills and abilities. Basically, a Rangerama gives your boys a chance to "show their stuff." It can be an outpost event, with each patrol demonstrating what they can do, or it can involve outposts from your whole section or district. (Actually, the more the better!)

Imagine: Outposts from all over the section have set up displays showing what Royal Rangers is all about. There are displays showing different types of cooking techniques, camping skills, first aid, awards, Bible study, etc. Boys have been selling tickets for several weeks, the newspapers have run stories telling about the event, the television stations and radio are covering it, and hundreds of people converge on the site to learn what Royal Rangers are and do.

At one end of the hall, a pinewood derby or some other special event is tak-

ing place, while at the other end, interested parents and boys are signing up to join Royal Rangers.

Sound too good to be true? It isn't. For years, the Boy Scouts have had tremendous success with similar events. Theirs go by different names (See-'n-Do, Expos, Exhibitions, etc.), but they are still the same thing: individual troops and packs showing what they do. And they have the same results: boys joining up.

Does it seem complicated? It is. It takes work and lots of planning. However, anything your outpost does requires work and planning. Generally, only three things have to be done: 1) Set the date, 2) Pick the site, and 3) Get the outposts or patrols involved. The first two are relatively simple; the last one is tough.

For the date, a time in the fall or spring usually works best. Both are good times to recruit new boys (for some reason, people would rather join things then—maybe because of the changing seasons), and the weather will not be a problem.

The site can be anyplace, as long as it is large enough for your displays, and provides enough parking. You could hold it in the gymnasium of a church or school, in a local exhibition hall or outside, provided that you have an alternate site available in case of rain. A good site might include both facilities for inside and outside.

Some important things to consider include securing the site well in advance

CONTINUED ON NEXT PAGE ►



Outposts exhibit the finest in Ranger crafts, skills, and abilities.

"Rangers Outdoors" would be a good theme for a Rangerama. This would encourage displays involving fishing, boating, cooking, campcraft, camping, etc. Be creative with your theme.

(six months or more is usually best), and to check into any necessary permits. It would not do to have a fire-building display put out by order of the Fire Chief—this tends to incur poor public relations. You should also check into the cost of renting the arena. Some places will cost more than others—some might be avail-

able for nothing.

The event itself should center around some sort of theme, and the displays probably should be checked in advance. This will prevent two outposts from setting up similar booths. Do not make the theme too narrow. Instead, try to make it one that will involve the entire Royal

Try to schedule something like a pinewood derby, talent show, or miniature sailboat race to draw more people in.

Rangers program. Camping, as a theme, may be a little restrictive, but "Rangers Outdoors" won't be. A theme of that sort would allow displays of fishing, boating, cooking, campcraft, and camping, etc.

You should also plan some sort of special event. You will want to award the best displays in each group, of course, and may want to include a devotional. (With that many visitors it would be foolish not to!) However, it would also be good to schedule something like a pinewood derby, talent show, miniature sailboat race, or whatever strikes your fancy. It will help draw more people in, and will keep them there longer.

You may or may not want to sell tickets to the event. Your church or section could probably use the money, but there may be some reluctance to charge people to see the displays. However, if people have to pay to enter, attendance may be higher. For some reason, many people do not attend free events, but will go to see something that they have to pay to see. A minimal charge of one or two dollars may be a good idea.

Be sure to contact the newspapers and radio and television stations in your area. They always appreciate knowing about city and area events, and the free publicity will help. You can draft a short press release that includes the essentials—what the event is, who it involves, when it will take place and where. The media will take it from there, possibly providing interviews and photographs.

Start ticket sales well in advance; from three weeks to one month. Be sure to coordinate your publicity to coincide with your sales. House to house sales may work, or your boys may do better if they sell to their friends. Either way, be sure to assign a responsible person to take care of the sales. Remind the boys that the more tickets they sell, the more people they will have attend.

If you decide to invite more outposts to be involved, say on the sectional or district level, be sure to check everything in advance. Contact your sectional leaders. Use the sectional and district newsletters, get it on the district calendar. Doing things right the first time will insure that the event will be held a second and third time; and it will keep small jealousies from developing.

You might want to prod some of the outposts along, so contact them early and regularly. Once they see what an exciting event this can be, however, they will work longer and harder next year. Ticket sales and attendance will grow, and so will the quality of the displays. Your city and section will be proud to be a part of such an event.

Why hold a Rangerama? For the chance to let your boys show their families and communities what they can do. That's why—all the other incidentals (and work) are just added benefits. So, what do you say? Let's go to work! *



Since its introduction into the Indian trade in the 1700's, the wool blanket has become an extremely useful item. Both in trade for the English, and French traders, and as a source of warmth for the Indians. Lewis and Clark, in their journeys, make note of a considerable use of blankets by the Indians they came in contact with. Most historians agree that the French Canadian traders, and voyageurs introduced the blanket coat or capote (from the French) to the Indians. The blanket immediately became an item of status, warmth, color, and style, to either wear or sleep with. Besides use as a blanket it was used as the material for many clothing articles. Such as capotes, blanket shirts, leggings, mittens, socks, or mocassin liners, etc.

Blankets came to be of more value to the Indian than his buffalo, elk, or moose robes. A wool blanket retains body heat when wet, and dries much quicker than animal skins.

The Hudson's Bay Company (of England) has been a major supplier of quality blankets to the Indian trade since the late 1600's. They are still in business and offer fine 100% wool blankets. Many colors were and still are offered, with the striped ones seeming to be the most popular.

Because of the language and communication problems with the Indians, the Hudson's Bay Company devised a simple system to show what a particular blanket was worth in trade. "Points" were colored on one edge of the blanket. The number of points (small 4-5-inch long stripes) correspond to the size or cost of the blanket. The larger the stripes, the more stripes or points on it. The trader thus was able to show how many buffalo skins were necessary to trade for one blanket. Hudson's Bay Company rates their blanket as follows, 2 point (54" 72"), 3½ point (66" 90"), 4 point (79" 90").

There were only minor differences in styles of capotes of the Indian. The French style was a tailored, closer fitting garment than that which evolved into the Indian style. The Indian added fringe, decorative ribbon or braid for seam binding, sometimes even beadwork to decorate his capote.

A capote can be made from any color wool, or mostly wool blanket. Even though the so called Hudson's Bay style with the wide colored stripes the width of the blanket seems to be the most popular.

If you want to attempt to make a capote for yourself, it is hoped that the pattern and instructions shown here will help show you the way.

MEASUREMENTS FOR MEN'S SIZE 44-42

NOTE: A little work with a tape measure and this pattern can be modified for a larger or smaller size. However, re-



MAKE YOUR OWN Hooded Blanket Coat "The Capote"

member this is a coat, so allow ample size to fit over other sometimes bulky winter clothing.

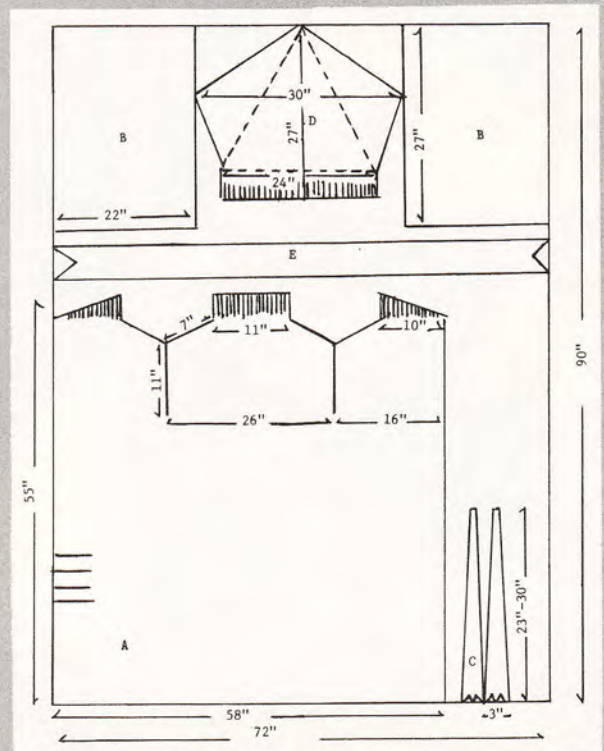
Capote instructions to accompany the pattern.


This capote is of this middle 1800's plains style. It has folded back sleeves and hood fringe which may be secured with felt or braid trim if desired. Fringing is decorative and may be considered optional. The sleeves are cut long enough to fold over at the shoulder seam for fringe, and at the wrist for a cuff. Some bind the cuff to the sleeve, while others leave it loose so it may be folded down to cover the hands in really cold weather. Seams can be sewn together using simulated sinew, and the overhand stitch. Or you can use wool yarn of a contrasting color, and the blanket stitch.

Hudson's Bay blanket
 (A) body of capote
 (B) sleeves
 (C) tassels, two
 (D) hood
 (E) belt

A capote can be made from any color wool, or mostly wool blanket. Even though, the so-called Hudson's Bay style with the wide color stripes seems to be the most popular.

BY
 MICHAEL
 COX





OUTPOST COMMANDER'S AWARD

The Outpost Commander's Award is a special achievement award for Outpost Commanders who have demonstrated outstanding service. All points must be earned for service rendered during the current calendar year. NATIONAL TRAINING EVENTS MAY BE COUNTED EACH YEAR. *

Name _____ Address _____ City _____
 State _____ Zip _____ District _____ Outpost Number _____

FILL IN THE BLANKS WITH THE NUMBER OF POINTS EARNED:

- | | |
|---|--|
| <p>1. <u>AN UP-TO-DATE CHARTERED GROUP:</u>
20 points _____</p> <p>2. <u>COMPLETED LEADERSHIP TRAINING COURSE I-V:</u> 20 points _____</p> <p>3. <u>ADVANCEMENT PARTICIPATION:</u>
25 points if at least 50% of boys in your outpost received an advancement, and at least 4 Councils of Achievement were conducted. _____</p> <p>4. <u>OUTPOST CAMPOUTS:</u> 2 points each. _____</p> <p>5. <u>OUTPOST OUTINGS:</u> 2 points each except for campouts. _____</p> <p>* 6. <u>ATTENDING A NATIONAL TRAINING CAMP:</u> 5 points _____</p> <p>* 7. <u>ATTENDING OTHER NATIONAL TRAINING EVENTS:</u> 5 points for each event. _____</p> <p>8. <u>OUTPOST PARTICIPATION IN A DISTRICT POW WOW:</u> 5 points _____</p> <p>9. <u>BOYS WON TO CHRIST:</u> 5 points each _____</p> <p>10. <u>NEW MEMBERS:</u> 2 points each _____</p> <p>11. <u>RANGER OF THE YEAR PROGRAM:</u>
5 points _____</p> | <p>12. <u>WEARING PROPER UNIFORM:</u> 5 points _____</p> <p>13. <u>OUTPOST MEETINGS:</u> 1 point each meeting conducted. _____</p> <p>14. <u>OUTPOST USING THE PATROL METHOD PROGRAM:</u> 5 points _____</p> <p>15. <u>GOLD BAR MEETINGS:</u> 1 point each meeting of boy/adult leadership planning the outpost meetings and activities. _____</p> <p>16. <u>CURRENT RED CROSS CARD:</u>
2 points for each card. _____</p> <p>17. <u>OUTPOST SERVICE PROJECT:</u>
2 points for each project. _____</p> <p>18. <u>ACTIVE FCF MEMBER:</u> 2 points _____</p> <p>19. <u>LEADERSHIP MEETINGS:</u> 2 points each for attending Area, Sectional or District wide meetings. _____</p> <p>20. <u>OUTPOST VISITATION PROGRAM:</u>
2 points for each home visited. _____</p> |
| | <p>TOTAL POINTS _____</p> |

REQUIREMENTS FOR AWARD

1. The outpost must have an up-to-date charter.
2. The Commander must have completed the Leadership Training Course.
3. A minimum of 175 points are needed to qualify.

All Outpost Commanders who meet the above qualifications will be eligible to receive and wear the Outpost Commander's Award. Time period - JANUARY 1 of the current year through DECEMBER 31

NOTE: Please complete your copy of the Outpost Commander's Award Evaluation Sheet and mail it to your District Commander, not the National Office. Your District Commander will supervise the awarding of the Outpost Commander's Award. Seven dollars should be attached to cover the cost of the medal. (Subject to change by GPH without notice.)

If all Outpost Commanders of one church earn this medal, the Senior Commander may wear an Outpost Commander's Award also.

ROYAL RANGERS

Assemblies of God Boys Program

JOHNNIE BARNES
National Commander

PAUL STANEK
National Promotional &
Training Coordinator



1445 BOONVILLE AVE.
SPRINGFIELD, MO. 65802
(417) 862-2781 Ext. 1497

Dear Royal Rangers Leader:

Choice Christian greetings!

This is your personal invitation to attend a Royal Rangers National Training Camp. These camps are designed to give you the very best of training for all phases of the Royal Rangers program, with the major emphasis on camping!

Attending NTC is one of the greatest investments you can make! We therefore, urge you if at all possible, to take advantage of this opportunity.

The attached application form lists locations and dates of the camps. Since we must limit each camp, we encourage you to send in your application as soon as possible.

For those leaders who have already attended an NTC, you are invited to attend one or all of two additional training experiences.

On the National Training Trail you will participate in one of two outstanding, rugged outdoor adventures surrounded by some of America's most beautiful scenery. We will be on the trail for three exciting days, carrying all our gear and food in backpacks. The locations are: Desolation Valley, Lake Tahoe, California, July 7-10, and Appalachian Trail, Boone, North Carolina, July 21-24, 1983.

Advanced National Training Camp (ANTC), is designed to give Royal Rangers leaders additional training beyond that offered at NTC. It also inspires greater involvement in the Royal Rangers ministry. A leader must have attended NTC prior to enrolling for ANTC. Locations and dates are: Camp Maranatha, Siler City, North Carolina, April 13-17, and Mtn. View Camp, Jacksonville, Texas, September 28-October 2, 1983.

Two National Canoe Expeditions, one National Aquatic Camp, and three NTC Staff Schools are scheduled for 1983. You don't want to miss these!

For further information and applications, please contact the national office, your District Commander or your District Training Coordinator.

Here's hoping you will be able to join us for one of these exciting adventures!

"READY" in His service,

Johnnie Barnes
National Commander

JHB:dj



NATIONAL TRAINING CAMP



APPLICATION

NAME _____ STREET ADDRESS _____
 CITY _____ STATE _____ ZIP _____ OUTPOST NUMBER _____
 OCCUPATION _____ HOME PHONE _____ AGE _____

CAMP PREFERENCE

- | | | | | |
|--------------------------|----------------|---------------------------------------|------------------|------|
| <input type="checkbox"/> | Pen Florida | Flaming Arrow, Lake Wales, FL | February 3-6, | 1983 |
| <input type="checkbox"/> | Texas | Country Camp, Columbus, TX | February 10-13, | 1983 |
| <input type="checkbox"/> | Georgia | Union Grove Camp, Cleveland, GA | April 21-24, | 1983 |
| <input type="checkbox"/> | California | Camp Steward, Saratoga, CA | April 28-May 1, | 1983 |
| <input type="checkbox"/> | Montana | Missoula, MT | May 19-22, - | 1983 |
| <input type="checkbox"/> | Wisconsin | St. Croix YMCA, Hudson, WI | May 19-22, | 1983 |
| <input type="checkbox"/> | California | Camp Emerald Bay, Catalina Island, CA | May 26-29, | 1983 |
| <input type="checkbox"/> | Ohio | Falling Rock BSA, Newark, OH | May 26-29, | 1983 |
| <input type="checkbox"/> | Hawaii | Olomana Camp, Waimanalo Oahu, HI | July 6-9, | 1983 |
| <input type="checkbox"/> | Missouri | Camp Sonshine, Ozark, MO | July 21-24, | 1983 |
| <input type="checkbox"/> | Arizona | Catalina Council BSA, Tucson, AZ | August 25-28, | 1983 |
| <input type="checkbox"/> | New Jersey | Kettle Run GSA, Medford Lakes, NJ | September 8-11, | 1983 |
| <input type="checkbox"/> | Oregon | Willow Creek Camp, Butte Falls, OR | September 22-25, | 1983 |
| <input type="checkbox"/> | Oklahoma | Camp Hopps, Stroud, OK | October 13-16, | 1983 |
| <input type="checkbox"/> | South Carolina | Camp Barstow BSA, Gaston, SC | October 13-16, | 1983 |
| <input type="checkbox"/> | Puerto Rico | Camp Guajataka BSA, Puerto Rico | November 17-20, | 1983 |

You must be in good health in order to participate in the strenuous activities of the training camp. Therefore, it is required that you have a physical examination. After the examination, please sign the following statement. "After consultation with my physician, I know of no physical reason that would restrict me from participating in the camp activities."

(Signature)

IN CASE OF EMERGENCY PLEASE NOTIFY:

Name _____ Address _____
 City _____ State _____ Phone _____ Relationship _____

Any medical facts we should know: _____

Because of the limited size and the advanced cost of setting up these camps, a \$30 registration fee must accompany this application. This will be applied toward the total camp fee which will be approximately \$75. If for any reason you are unable to attend a camp, you must notify our office THREE WEEKS prior to the camp to receive a refund! A \$10 discount will be given at the camp for those who preregister FOUR WEEKS prior to the camp date.

Mail this form to: Royal Rangers, 1445 Boonville Avenue, Springfield, MO 65802

Credit to account 001-01-031-4001-000

NATIONAL TRAINING CAMP

PERSONAL EQUIPMENT CHECK LIST

CLOTHING


1 complete Class B Royal Rangers uniform (long sleeve khaki shirt, khaki trousers, khaki Royal Rangers belt--no dress coats or ties are worn)
Please note: No cap or hat is needed. A special beret will be issued.
(Every item except emblem, nametab and district strip should be removed from uniform)
1 Royal Rangers jacket
1 Royal Rangers sweatshirt (for colder areas only)
1 pair Army fatigue trousers or other work-type trousers for casual wear
2 Royal Rangers T-shirts
Extra uniforms or fatigues for fresh change, as desired
1 pair heavy shoes or boots for camp activities and hiking
2 pairs heavy socks (navy or black)
1 poncho or raincoat with hood
Underclothing and handkerchiefs
Pajamas

PERSONAL ITEMS

Sleeping bag
Folding camp cot
Toilet kit and mirror (no outlet for electric razor)
Towels and washcloths
Mess kit (plate, bowl, and cup)
Silverware kit (knife, fork and spoon)
Canteen
Pack and lightweight pack frame (for overnight hike)
Small lightweight tent (for overnight hike)
Ground cloth (waterproof)
Air mattress or foam pad
Flashlight with extra batteries
Personal first aid kit
Pocket knife and whetstone
Hand axe
8 inch mill file
Compass (Silva style preferred)
Waterproof match container with matches
"Adventures in Camping" handbook
"Leader's Manual"
Small Bible
Pen and pencil

OPTIONAL ITEMS

Sunburn lotion	Camera
Sunglasses	Compact sewing kit
Insect repellent	Survival kit
Folding plastic cup	Small package of facial tissues
Thermal underwear (for colder areas)	Ditty bag to carry small items
Nail clippers with fingernail file	Pillow



CAMPORAMA PANORAMA

MORE THAN 3,300 MEN AND BOYS FROM ACROSS AMERICA AND 14 FOREIGN COUNTRIES CONVERGED IN TENNESSEE FOR THE LARGEST EVENT IN THE HISTORY OF ROYAL RANGERS!



P

igeon Forge will never be the same! The 1982 National Royal Rangers Camporama left an impact and witness which will never be forgotten!

More than 3,300 men and boys from across America and 14 foreign countries converged upon Silver Dollar City at Pigeon Forge, Tennessee, for the largest and most exciting event in the history of Royal Rangers!

The whole valley was covered with tents, tepees and lean-tos from the Silver Dollar City entrance and westward. Helicopters loaded with newsmen and camera crews hovered overhead to film this fantastic event. Reporters and cameramen made their way through the attractions and displays to capture the Camporama happening for their readers and viewers.

But the true excitement was with the boys. The Advanced Awards Midway assembled and engineered by Alan Gell, was the most complete exhibit of its kind ever offered. The boys received know-how and show-how from the experts.

The Frontier Village offered a trip back in time to the days of pioneers and mountain men. The skills of yesterday included black powder, knife and tomahawk throwing, blacksmithing, mountain music, medicine shows, and lots more. National FCF President Fred Deaver and staff are to be commended for a job well-done.

The Friendship Tour attracted special interest. Each one attending the Camporama was given a card listing the other campsites by district. A validated card was worth the coveted Friendship Patch issued to those who completed the tour. This colorful bit of memorabilia will be long treasured by those who received one.

The camp itself was nestled in the foothills of the Great Smoky Mountains. Daily trips to Silver Dollar City afforded the men and boys a look at life in the 1880's. There were displays of mountain

crafts, delicious homecooked meals, along with other attractions such as SDC Railroad, the Rainmaker, and the Log Flume ride.

The largest single delegation to the Camporama was from Ohio, under the very able leadership of District Commander Wally Welke. Ohio had 362 registered.

The remainder of those attending came from across America and many foreign countries such as Australia, New Zealand, Great Britain, Switzerland, Jamaica, and Saudia Arabia.

All security officers at the Camporama were under the command of Gene Morrison, and each man was either presently or formerly a police officer. All security people were deputized in Sevier County where the Camporama was conducted.

The night rallies featured some of the most outstanding speakers ever. Fred Deaver challenged the men and boys in a great keynote address Tuesday evening. Johnnie Barnes was speaker for the Wednesday evening rally at which time a special 20-year tribute was staged for our founder and National Commander. As always, Johnnie was down-to-earth and right-on!

The Thursday evening rally featured the Australian delegation who gave their rendition of "Waltzing Matilda" (Aussie gab for hoboeing). Graham Godfrey in his 1811 British Officer's uniform will long be remembered. Speaker for the occasion was the Rev. Denis Smith, Australia's National Aide-de-Camp, and one of the leading pastors from "down under."


Moving 3,300 plus people from campsite to the rallies and back was a mammoth task, but well-done under the very effective leadership and planning of our National Council President, the Rev. Carl Thompson.

This reporter made some notes along the way to help him remember this great



THE CAMP

was nestled in the foothills of the Great Smoky Mountains. The night rallies featured some of the most outstanding speakers we've ever had!



Herb Ellingwood, chairman of the U.S. Merit Board, brought us greetings and best wishes from President Ronald Reagan.



Thomas F. Zimmerman, General Superintendent of the Assemblies of God, made a special visit to speak at the Camporama.



Johnnie Barnes, our National Commander, was "down-to-earth" and "right-on" as always!



Although Silas Gaither, our campground chaplain, has his back to us in this "snap," he always presented us with a challenging devotion.



Commander "Two Belts," Robert Jimenez, kept men and boys singing along with his unique songs!

"THE TRUE EXCITEMENT

was with the boys. The Advanced Awards Midway, assembled and engineered by Alan Gell, was the most complete exhibit of its kind ever offered."



event. Perhaps some of these will be memories for our readers as well.

*Paul Stanek as the "Chicken Thief," with Paul Voorhees as the chicken.

*Dee Stroud and Chris Hinkle playing checkers while the mountain boys made the music.

*Commander Two Belts (Robert Jimenez) leading the fellows in such crazy songs as "Keep Movin'" and "The Orchestra."

*Dave and LaDonna Weston at the keyboard and marimba respectively, making music that only called for encores.

*Alan Gell as the Confederate bugler who just refused to give up.

*Fred Deaver as the WWI aviator.

*Dr. Jerry Shepherd remaining calm and effective when overrun with insect bites and bruises. His son, Paul, kept vigil each night for anyone needing help.

*Bob Simpson offering a cool drink on a hot day, and Dave Wharton treating the staff with ice cream bars.

*The Georgia delegation chanting "Georg-uh, Georg-uh!"

*Johnnie Barnes riding in a golf cart with three stars painted on the side.

*That endless line of boys in blue caps marching 4-abreast in review.

*The warm smile and steady hand of Paul McGarvey, our National Secretary.

*Dr. Russ Primrose directing the special skills.

*Mark Gentry singing the patriotic songs that belong only to America.

*Silas Gaither, our Camporama Chaplain, making devotional time both challenging and inspiring.

*The visit from the Springfield VIP's: Thos. F. Zimmerman, Joseph R. Flower, and James Griggs, along with best-known pilot in the Assemblies of God, John Savage.

*The Washington VIP: Herb Ellingwood, bringing us greetings and best wishes from Ronald Reagan, President of the United States of America.

*Les Hughes talking on a two-way radio, an intercom, and the telephone all at once.

*Floyd Larson doing his "thing" with aquatics.

*Phil Wayman apologizing to the editors for not writing more great articles like "Me and Russ."

*Dave Barnes snapping pictures and making notes that will record the third National Camporama in the archives.


*Ellis Stutzman, the man along with C. B. Nelson, who put together our first National Camporama at the U.S. Air Force Academy, doing a super job as Service Patrol Coordinator.

*The red berets of the Service Patrol, which became the envy of the Silver Dollar City employees.

But the best memory of all is that the Lord Jesus Christ was present, and that His name was glorified. Hats off to our Master Ranger!

YOUR OUTPOST PLANNING GUIDE

Winter-time Projects and Perspectives



December Theme is “Giving”

Program Features:

- 1st Week: Giving Is Sacrificial: It “costs.”
- 2nd Week: What Can I Give to Christ? My Self, My Time, My Talent, and My Tithe.
- 3rd Week: Gifts to Others.
- 4th Week: God’s Great Gift to Us.
- 5th Week: Retrospective: Show slides or movies of past activities. Give a report of how many were won to Christ and of how the group has grown this year.

Special Activities:

- Make simple toys (or purchase them) for needy children.
- Work on toy projects.
- Distribute toys to needy children. (Check with pastor for names.)
- Have a Christmas party.

Resources:

- Public Library: patterns for toys—checkers and checkerboards—Tic-Tac-Toe with magnetic X and O, etc.
- Patterns are available for milk cartons, salt boxes, ice cream sticks, etc.
- Check with local service organizations for names.
- Each boy may bring one decoration and trim a tree.
- Make an appeal for private photo or patch collections for display.

