

Using Your Time Wisely • A Patrol System Where  
Boys Help Make Decisions • N.T.C. Inspiration

# DISPATCH

A Royal Rangers Magazine for Men

WINTER 1983-84



*Head'en fer Rendezvous*

**NATIONAL F.C.F. RENDEZVOUS, JULY 24-28, 1984**

# DISPATCH

WINTER 1983-84

Vol. 20, No. 2

USING  
YOUR TIME  
WISELY

By Warren Bebout

## FEATURES

### 3 The Night I Lost Control

by Cliff Jewell

The young Ranger's emotional outburst was a smile from ear to ear and eyes that poured out sparkles like the stars on a warm summer night.

### 4 A Tribute—He Followed His Savior's Footsteps

by Robert M. Gay, Jr.

Senior Commander Paul West was a true man of God as he demonstrated in his last act on this earth.

### 5 Patrol System

by Larry Bohall

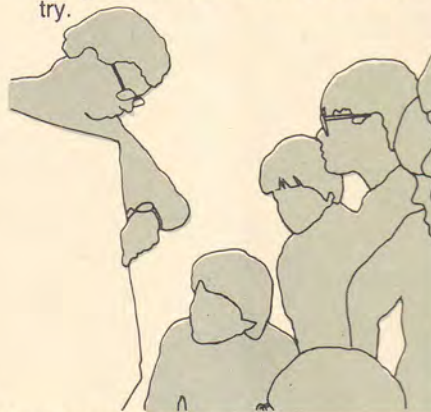
A system that lets the boys help make the decisions, turning an outpost into a training ground for men-to-be.



### 9 Your Outpost Planning Guide

by John & Bonnie Eller

Teach your boys what it means to give, set goals, and contribute to our country.



### 11 Luke's Boys

by Linda T. Raczek

All his life he'd cared for no one but himself, and here he was taking responsibility for a ragged crew of hungry orphans.



Here are three ways to help you budget your time so that you can accomplish more things in your day. A day without accomplishment is time wasted.

A nice thing about time is that you've got as much as the next fellow, twenty-four hours a day. Even though we all start each day, some fellows seem to get a lot more accomplished in the same time than others. One big reason is that they've learned to budget their time. Here are three ways to help you budget your time so that you can accomplish more things in your day. A day without accomplishment is time wasted. The Scriptures talk about those who waste time and do not use it wisely as it is spoken about in Ephesians chapter five, verses fifteen through sixteen.

We will someday have to give account to God about how we used our time. Do you use it wisely or do you squander it away?

You will like the following three methods of budgeting your time. By using them you can get the most out of each day. They're easy and you will have learned them by the time you finish reading this.


First, make a list of things you know you should do today, things that must be done (or accomplished). Maybe you can't remember all of them just now, but write the ones you remember on a piece of paper. As you are jotting them down, you may remember the ones you couldn't think of. After you have your list of things to do for one day, then decide which ones have priority over the others. That is, which ones are the most important and should be

CONTINUED ON PAGE 15 ►

**STAFF** Editor: DAVID BARNES, Assoc. Editor: JOHN ELLER, Art: V. I. PRODUCTIONS, National Committee: SILAS GAITHER, PAUL MCGARVEY, JOHNNIE BARNES, PAUL STANEK. **DISPATCH (ISSN 0190-4264)** published quarterly by Royal Rangers, 1445 Boonville Avenue, Springfield, Mo. 65802. Second-class postage paid at Springfield, Missouri. Copyright 1983 General Council of the Assemblies of God, Inc., Gospel Publishing House. Printed in the U.S.A.

**POSTMASTER:** Send address changes to Dispatch, 1445 Boonville Avenue, Springfield, Mo. 65802.

DISPATCH



## THE NIGHT I LOST CONTROL

The emotional feeling from God that filled my soul that beautiful brisk fall day in Virginia was truly one of uncontrolled emotions of joy and love. I will cherish those few seconds all my life. I give thanks to God for He is the center of a ministry I am proud to be a part of, a ministry to our boys.

The Pow Wow and the training camps were over and fall was easing in fast. The leaves were turning their beautiful colors as if God were painting each one. I was sighing in relief knowing the camping equipment was all stored for the winter. In October our sectional commander had called and asked if I would be the safety officer at the annual section frostbite field day. Being a Red Cross instructor and always filling this duty at the Pow Wow's, I, of course, said yes. The frostbite field day is held at a local park in November and well attended. Pioneers, Trailblazers, and Trail Rangers compete in different games, sports, and activities made up to test the endurance of each age level. It was a beautiful Autumn day. The wind was blowing briskly from the north, but the sun was out warm and we were on the south side of the woods. God was giving us a perfect day. I was looking forward to a great day of Christian fun with Rangers.

Commander Foltz had asked, if in my spare time I would help in two events, the javelin throw and shot put. Having served on staff and helping at the sectional events during the summer, I knew many of the Rangers from all over the section. Some

of the older Rangers were filling out and their bodies and muscles were beginning to take on the young adult appearance. As they came to throw the javelin and shot put, you could see that they were putting their all into every effort. As I was standing looking across the large field at Rangers participating in the events, my eyes came to stop on a young Ranger heading my way. He was not walking in the fast way so many others had approached the event that day. As he got closer I could see a smile on his face and a sparkle in his eye. "Could I throw the stick and the ball he asked?"

Sure was the answer I gave. As he gripped the javelin to throw it I could see the young Ranger had difficulty controlling his body. His coordination was not like other boys, but it did not keep him from trying. He threw the javelin and shot put as best he could. I gave him a pat on the back and a word of praise as I wished him well. A smile and a twinkle of an eye was the answer he gave as on his way he went.

The evening was approaching and after Pastor Carl gave the devotion it was time to present the awards. I was standing with the staff in front as the presentations were being given to all the winners of the day.

As I looked across the group of Commanders and Rangers, my eyes stopped on the young Ranger with a smile and twinkling eyes. He was sitting on the ground right up front of the other Rangers. As I watched, I noticed that as each winner was announced and the Ranger came forward to receive his ribbon, the young Ranger would have a smile and hand clap for each one. You could see it was hard for him to do that due to the shaking of his head and the movement of his body. He was so excited and could hardly control his body movements. He sometimes would stop clapping just to control his head movements and yet he would smile and clap for each of his Ranger buddies. Finally the list of winners was over and his name was never called.

Commander Larry Foltz handed me a ribbon and stepped forward and said, "Fellows, today we have a very special award. It is for someone that may not come in first in the sporting events, but he sure demonstrates a Ranger goal. He tries so hard and he just does not give up. Fellows, it is my pleasure to give to Ranger Chris Talley this Outstanding Performance Award." The

Unlike many men, Paul had time on his hands to spend doing these things. He had been disabled over 8 years prior at the age of twenty-nine by a massive heart attack. Time was so plenteous he turned a curse into a blessing by his dedication to this vital program. He lacked strength and energy as each endeavor sapped him as this day had done.

# A TRIBUTE— HE FOLLOWED HIS SAVIOUR'S FOOTSTEPS

BY ROBERT M. GAY, JR.

**W**hat does it take to be a hero? Thoughts of becoming a hero certainly never entered Paul West's mind as he lounged around while waiting for his wife to prepare their noon meal. Today was Sunday, April 18, 1982 and it had been a great day for him! He awakened to the chirping of the birds outside his window and the sweet fragrance of springtime.

He thought of the morning worship service when he had challenged parents to get involved with their children and their needs. It had been a very special and happy occasion for Senior Commander Paul West of the Royal Rangers. He had presented awards to the boys for their diligence and achievements which made him feel proud. Proud to know he was a part of a work that molds young boys into godly men.

The long hours and days which had turned into years of working for the Royal Rangers program was paying off. Weeks of planning for camp-outs so the boys could experience a closeness with nature and their Creator! Weeks of studying to be at his best which led to him becoming the Savannah Sectional Commander for the Royal Rangers program. He was a good student who could now teach others.

Unlike many men, Paul had time on his



hands to spend doing these things. He had been disabled over 8 years prior at the age of twenty-nine by a massive heart attack. Time was so plenteous he turned a curse into a blessing by his dedication to this vital program. He lacked strength and energy as each endeavor sapped him as this day had done.

Suddenly, Paul was shaken from his thoughts by the screams of frightened children. They told him a little girl, whom he knew to be a neighbor's child, was convulsing near death. He was known to be a First Aid Instructor with C.P.R. training so they looked to him for help. Without hesi-

tating or thinking, Paul ran to the scene where the feverish girl was held by her father. As he ran he prayed for strength from God to help him make it in time.

---


He worked quickly and expertly to do the things he had been taught to bring her around. She was reviving as the Emergency Medical Service ambulance arrived and he turned her over to them. Paul had used more strength than his heart could stand. He quietly fell over and died right next to where he had saved the little girl's life. Mighty efforts could not revive the man who had just given his life for another!

---

Commander Paul West was eulogized as a hero and posthumously awarded several citations for valor. I am certain they don't compare to the one he is to receive for following his Saviour's footsteps. ★

# PATROL SYSTEM

It turns an outpost from being a program for boys—run by men into a training ground for men-to-be. The system lets the boys help make the decisions—from where to camp—to what to do in the outpost meetings; and gives them a concrete method for achieving this.



BY LARRY BOHALL

**T**he successful outpost is a boy-oriented outpost. All of the activities, from the meetings to the camp-outs, must be geared to allow the boys to grow, stretch, and become men.

You have all heard that old adage that "You can lead a horse to water, but you cannot make him drink"—it applies to boys also. You may be able to make them do what you think is best for one meeting, or maybe longer, but sooner or later they are going to want to give their own ideas on what they want to do. The leader who learns this principle is well on the way to becoming a successful commander in charge of a successful outpost.

To do that, you need to use one proven, successful tool available to you—the patrol. The patrol system takes five to eight boys and lets them learn to govern themselves. It turns an outpost from being a program for boys run by men into a training ground for men-to-be. The system lets the boys help make the decisions—from where to camp—to what to do in the outpost meetings; and gives them a concrete method for achieving this.

"But," you answer, "I cannot turn the whole program over to the boys and let them run it."

Correct; but no one has asked you to turn the whole program over to the boys. If the boys could run the Royal Rangers program without the help of adult leadership and instruction, then why have leaders? The boys need you. They need your wisdom and guidance.

We are asking that you begin developing your boys into leaders. That you let them start learning what it means to make decisions that affect others. Let them know what responsibility is all about. Let them try, and fail, and learn from failing. And let them succeed and gain confidence from success. That's the best way to learn anything.

Remember: one day our leaders will be replaced by the boys that you are leading now. If you do not show them how to lead, and give them the opportunity to try, how will they learn?

But it's going to take too much time and work to do that. I'll have to spend all my  
CONTINUED ON NEXT PAGE ►

time making sure that the boys do what they promise. I'll have to make sure that they prepare their materials, get them to the meetings and camp-outs. It would just be easier to do it myself.

You might be right there. It *will* take time and effort to train your boys. You probably will have to spend some time at first making sure that they do their job. And you could probably do it a lot easier by your self—at first. But keep this in mind: leaders are not born. They *are* trained. It will take time to teach the boys to do the job; especially if they are not used to doing it. However, the more you use the system, the more responsibility the boys will assume. You will still have to guide and direct them, but they will carry their share—if you let them.

And here's another thought: one person can only effectively deal with eight or nine others. After that, he begins to lose personal contact. You, then, as a commander, will only be able to handle an outpost of eight, nine or twelve boys. It will never grow much more than that if you continue to handle all the responsibility. One leader cannot keep track of thirty or forty boys—it would be a full-time occupation.

On the other hand, one Senior Guide can keep tabs on three or four Patrol Guides with ease. And one Patrol Guide and his assistants can easily keep in touch with the five to eight boys in the patrol. In an outpost with two patrols (the minimum suggested number), the potential for growth jumps from eight or nine boys to twenty-four or more, simply because there are more leaders in the patrol system. Adding patrols adds boys to the outpost and relieves a lot of pressure for the commanders.

## The Patrol System at Work

Let's take a look at how the patrol system would work in a typical outpost. First, a patrol should be made up of four or more boys, with no more than eight boys to a patrol. Out of the patrol a Patrol Guide will be selected. Most outposts let the boys elect their own leader. This is preferred over appointment because it lets the boys select their own leader, which will make them more prone to follow his guidance. However, at first, you may need to select temporary guides.

The guides should be at least a Second Class Rating. He should show initiative and a willingness to learn. The *Junior Leader's Handbook* contains the basic knowledge he needs to be a patrol guide. All of your guides should secure and read this book. Encourage them to do so.

An assistant guide should also be selected to help the guide with his duties and fill in for him if he is absent. Like the guide, he should be willing to work and accept responsibility.

The patrol guide is probably the most important part of the patrol system. With good ones, the system will run like a well-tuned engine. With poor ones, you will feel like a salmon swimming upstream with only one fin. It is therefore, imperative that your guides receive proper training and be instilled with the proper attitudes. Your example will go a long way here. Be prompt. Wear your uniform proudly and correctly. Keep your promises. Your patrol guides will reflect your attitudes. Make sure that only

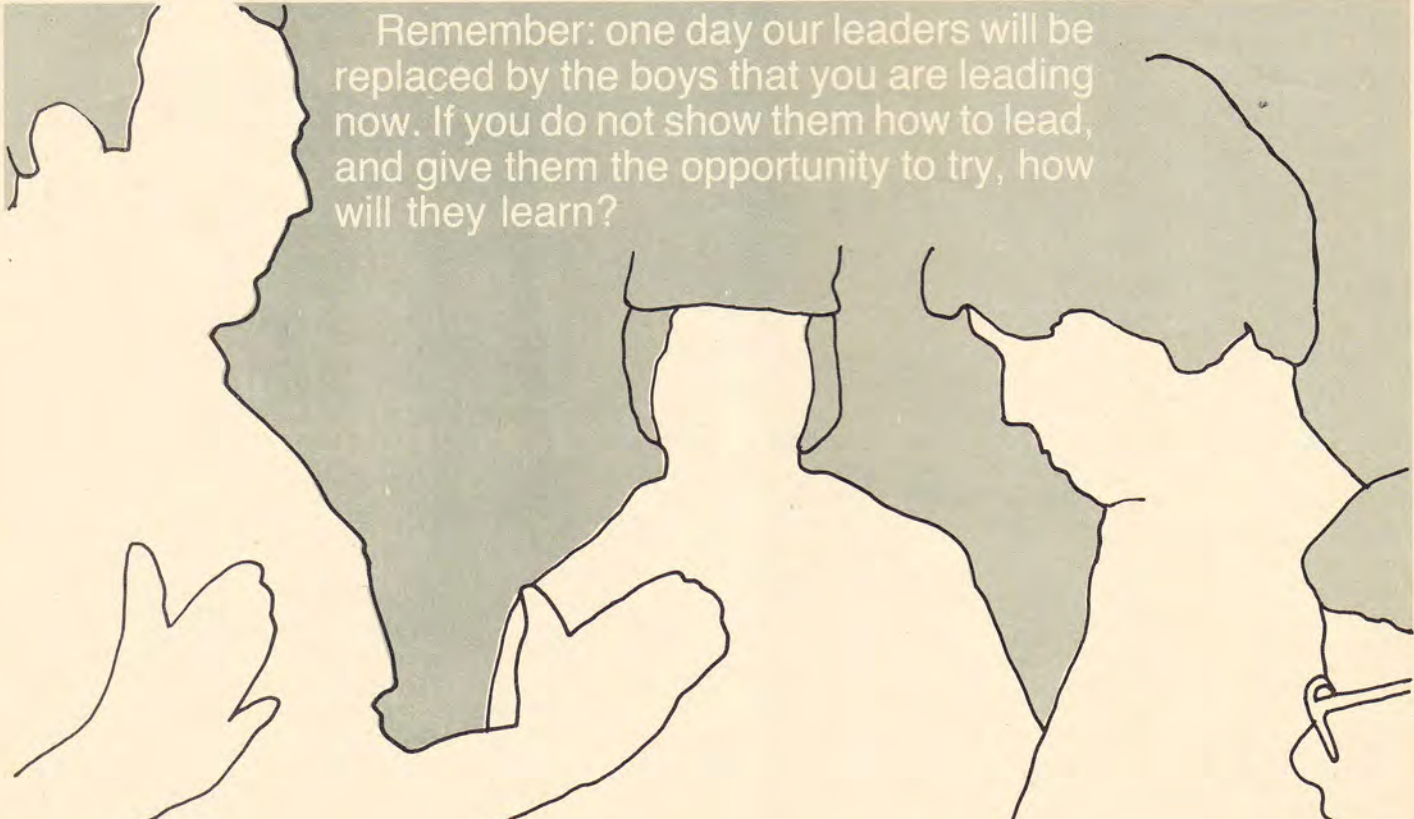
your best attitudes are all they see.

The actual training of guides begins with the Gold Bar Staff Meetings. Each outpost (age group) has their own Gold Bar meetings. The Gold Bar Staff consists of all the patrol guides, assistant guides, the senior guide, the junior commanders and the commander. The senior guide serves as chairman of the staff, with one of the other guides or junior commanders serving as scribe. Every member of the staff serves as a voting member, except for the commander. Your role is to advise and give input, not to "run the show."

The Gold Bar Staff suggests plans, and implements all outpost activities and projects. They set the tempo for the entire outpost. They help plan the meetings, they help plan the events—which is why you need well-trained guides who take their jobs seriously. When the Gold Bar Staff works well, the outpost works well.

Because he serves as chairman, the senior guide should prepare an agenda for each Gold Bar Staff Meeting (which should meet quarterly, at least). It should include a roll call; reports from the commander, patrol guides and senior guide; old business; immediate outpost planning, such as events for the month and outpost meeting features; extended planning for Pow Wows, projects, etc.; any other business; and a time for the commander to give a short devotional talk. Use this as a time to praise the guides for their work.

It is important that you assume the proper role. If you try to "heavy hand" the Gold Bar Staff, they may not only fail to learn anything about good leadership, they may also resent your interference. If you guide



Remember: one day our leaders will be replaced by the boys that you are leading now. If you do not show them how to lead, and give them the opportunity to try, how will they learn?

them, letting them help make the decisions even if they don't suggest what you think they should, they will appreciate your help and will learn to lead properly. The whole idea here is to let them learn to lead. That will probably include making mistakes. Let them make some, then help them recover.

## The Patrol in Action

We need to step back for a second and get the "wide view" of the patrol in action. Each patrol functions like a miniature outpost. It has a leader (guide) and members. It makes decisions and has meetings (both in the outpost meetings and at other times). It works because it uses the natural tendency of boys to gang together in small groups. It develops spirit and character, and in time will develop traditions that will pass on to others.

A typical patrol will meet each week during the "Patrol Corner" part of the outpost meeting. During this time they will work on advancements, upcoming events and making patrol objects—bolo slides, camping equipment, patrol standards or flags, vests, etc. The patrol guide will spend part of this time finding out what the boys want to do in upcoming meetings and activities. He will then pass along his boys' ideas to the Gold Bar Staff.

On camp-outs, and at other events, the patrol will function as a small group within a larger group. They will camp "separately" but together in the outpost. They will eat and cook for themselves, set up, take down and clean-up their own campsite. They will come together with the rest of the outpost for council fires, games, etc., and will, of course, be part of the outpost under the

commanders' supervision.

In some outposts, patrols also meet together outside of the outpost meetings for patrol meetings. You may want to allow this in your outpost. It is not, however, a requirement.

In your weekly outpost meetings, the patrol should be involved in various parts of the meetings including opening ceremonies, meeting features, recreation, business, advancement, and closing ceremonies. These will be rotating assignments, and should be assigned in the Gold Bar Staff Meeting. The wise commander will, however, plan to provide a backup plan in case someone falls through.

## Patrol Spirit

For a patrol to succeed, it needs to be active. It also needs specific goals to work toward. The Gold Bar Staff will help develop some of these goals. However, the patrol under the leadership of the patrol guide should develop its own goals. These can be as simple as making sure that everyone advances one grade before the next Council of Achievement (which is really not so simple!), or as complicated as designing and building their own camping equipment.

To meet these goals the patrol will need the help of every member. That help can be secured if the patrol has true "Patrol Spirit." Patrol Spirit is an enthusiasm that makes the entire patrol turn out for every outpost event, no matter what kind of weather. It's a pride that drives every patrol member to get fully and correctly uniformed. It's a force that binds the members to each other and to the outpost.

Without Patrol Spirit, the patrol is just five to eight guys who got lumped together. Fortunately, Patrol Spirit is something that multiplies. It starts with one member of the patrol, probably the guide or the assistant guide, and spreads like wildfire to every Ranger in the patrol.


Developing Patrol Spirit begins by developing a unique personality for the patrol. Start with the name. Don't let your boys settle for something plain like the Indians or Bobcats. Help them find something a little more special—like the Howling Bobcats or the Screaming Indians. Or maybe the patrol members all have some common interest. Link the name with that interest.

The key here is to make the name something that the group can take pride in—something that will be unique. The more distinct, the more unusual, the better. Good taste, however, would dictate what types of names be used.

After finding a great name, the patrol should begin acquiring some patrol things. Start with the patrol standard. Make it special too. Carve the patrol members' names on the staff, add feathers, ribbons or whatever they can think of. Have a contest to determine the best patrol standard in the outpost. And make sure that the standard goes everywhere the patrol does; on hikes, camp-outs, at meetings, etc. Wherever the patrol is, their standard should be also.

Next, help them dream up a patrol emblem to use on their patrol gear. You might also try to build permanent patrol corners in the outpost meeting room. If you can't make permanent ones, build some portable ones from plywood with hinges on them

CONTINUED ON NEXT PAGE ►





so they can be folded up. Whatever the boys can think of, let them try it!

Encourage the boys to have patrol meetings outside of the outpost. These meetings will give them more time to plan and work on patrol projects. They will also help the guide develop his leadership abilities.

If your boys all live in the same area, they probably could meet at one of the members' homes. It is possible that one of the families has an open space in a basement or garage that would allow the patrol to use. If so, great! Many times, this will draw families into a stronger relationship with the outpost. If the boys are well behaved, it could also help bring a new family into the church. It has happened before.

The patrol could always meet for a few minutes before the outpost meeting, or get together before the Sunday night service. Some patrols meet once a month on a Saturday morning at the church.

The patrols should also have the opportunity to participate in events of their own. A patrol hike or camp-out will go a long way toward building patrol traditions and togetherness—and that's what Patrol spirit is all about! However, lay down some strict guidelines. And stick to them. No patrol should be allowed to go on its own until the plans have been okayed by you. Make sure that the boys plan for food, shelter, emergencies, and have a clear way of being found if the need arises (like a hike plan that states when they are leaving, where they are going, how they will get there, what they will do, when they will leave, how they

will return, and when they will be back), and be sure that they follow it to the letter. And be certain that they have an adult with them when they go. There was a time when you could allow a group of boys to go anywhere and do anything they wanted. Unfortunately in today's society, your boys need the protection of an adult—preferably an Outpost Councilman or Lt. Commander.

Last of all, get them looking like a patrol. Encourage them to get into full uniform—every member. Have a contest to see which patrol can do it first. Mention it at the Gold Bar Staff Meetings, talk about it during the outpost meetings. Hold surprise inspections, and schedule routine ones also. Get your boys uniform conscious—it will pay off.

When the boys tell you that they can't afford to buy uniforms, get them going on some projects to raise the money. Six or eight boys could wash a lot of cars, or mow plenty of lawns, or collect tons of bottles and cans. Working together on a common goal will help the patrol grow together, and will develop that essential ingredient—Patrol Spirit.

## Establishing Patrols

There are about as many ways to establish patrols as there are patrols. And every method seems to have worked for the outpost that tried it. One outpost in New England started with four boys. At the first meeting, the commander lined the boys up, appointed them all patrol leaders, and told them to come back the next week with enough boys to outfit their patrols. And they did! Other outposts have let the boys choose their own members, or have divided them up at random. There are as many ways to form patrols as you can think of—and every one of them will work for some outpost somewhere.

Whichever method you choose, be sure to avoid doing it by age. Age or size are not good patterns for division. For example in a Pioneer outpost; all of the nine year olds do not make a good patrol. Nor do all of the eleven year olds.

You need to strive for a good scattering of both ages and types in your patrols. The best idea is to let natural friendships prevail, because they will anyway. Separating two friends really is not a good idea. Being flexible is. Patrol divisions should not be hard and fast at first. If a new patrol does not seem to be working out, try something a little different. Eventually you will come up with a combination that works.

In an established outpost, it may be a little harder to get the system going. Explain to the boys what the patrol system is all about, and how they will help run the program. Then give them a while to think about how they would like to be divided. Give them some paper and let them list four or five friends that they would like to be teamed with in a patrol. Compile the sheets and form your patrols from the names listed.

If you have been the commander for a

while, you will probably already know who would like to be with whom in a patrol. If you feel pretty confident about your intuition, go ahead and divide them. However, you might want to check your estimate with the method listed above.

You might want to form patrols by using geographic area as a guide. This will aid in holding patrol meetings outside of the outpost meeting.

Once the patrols have been established, hold elections immediately. Choose your patrol guides and senior guide right away, then begin training them. Don't let any grass grow under their feet! These first few weeks are extremely important because the boys will have a natural enthusiasm that will wane if you don't feed it. Have a special induction ceremony for your guides. Make a big deal out of it. The boys will remember it the rest of their lives.

Sometime within the first month after elections, get together with all of the guides. Hold a special camp-out (call it a Gold Bar Camp-out, or some other fancy name) for the guides and show them how a patrol would function on a camp-out. You serve as a patrol guide, with the senior guide working as assistant. The newly elected guides will be the patrol. Do everything on the patrol system basis. Plan your menu, do the cooking, cleaning, council fire, etc., by allowing the boys to give input.

If you can't get a camp-out worked in, at least have a preliminary training session with the boys. Hold it on a Saturday and go over the basics with the boys. Get a copy of the *Junior Leaders Handbook* for each of them and show them the characteristics of a good leader listed inside. Assign them some pages to read and encourage them to read it. Just handing them a copy of the book will not ensure that they will read. Most of them won't.

## Summing Up

The patrol system is the most valuable tool that the commander possesses. With it, he can help his boys develop good leadership abilities, learn to respond to others in a positive way, and handle responsibility. With time and effort, he can show his boys how to make decisions and determine what is best for all. The patrol system will give the outpost opportunity for growth and expansion and will free the commander from many of the myriad details that encompass running a Royal Rangers outpost.

The key to success with the patrol system lies in the patrol guide and his ability to develop patrol spirit. With proper training and guidance, any boy can become a good leader. All he needs is the time and practice. Both success and failure can be used to help him develop his abilities.

However, none of this will happen if you, as commander, do not relinquish your responsibilities to the boys. Refusing to do so will stifle the patrol system and stop outpost growth. Helping the boys assume responsibility will expand the outpost and help turn your boys into men. ★





# NATIONAL TRAINING CAMP



## APPLICATION

NAME \_\_\_\_\_ STREET ADDRESS \_\_\_\_\_  
 CITY \_\_\_\_\_ STATE \_\_\_\_\_ ZIP \_\_\_\_\_ OUTPOST NUMBER \_\_\_\_\_  
 OCCUPATION \_\_\_\_\_ HOME PHONE \_\_\_\_\_ AGE \_\_\_\_\_

### CAMP PREFERENCE

- |   |                                   |                  |      |
|---|-----------------------------------|------------------|------|
| <input type="checkbox"/> PEN FLORIDA          | Flaming Arrow, Lake Wales, FL     | February 2-5,    | 1984 |
| <input type="checkbox"/> NORTH CAROLINA       | Camp Maranatha, Siler City, NC    | April 12-15,     | 1984 |
| <input type="checkbox"/> SOUTH TEXAS          | Country Camp, Columbus, TX        | April 12-15,     | 1984 |
| <input type="checkbox"/> IOWA                 | Iowa District A/G Camp, Boone, IA | May 3-6,         | 1984 |
| <input type="checkbox"/> SOUTHERN NEW ENGLAND | A/G District Camp, Charlton, MA   | May 10-13,       | 1984 |
| <input type="checkbox"/> TENNESSEE            | Camp Ambassador, Nashville, TN    | May 17-20,       | 1984 |
| <input type="checkbox"/> NORTH CALIFORNIA     | Camp Steward, Saratoga, CA        | May 17-20,       | 1984 |
| <input type="checkbox"/> SOUTH CALIFORNIA     | Verdugo Oaks BSC, Newhall, CA     | May 24-27,       | 1984 |
| <input type="checkbox"/> NORTHWEST            | Camp Koinonia, Cle Elum, WA       | June 28-July 1,  | 1984 |
| <input type="checkbox"/> COLORADO             | Site pending, CO                  | August 2-5,      | 1984 |
| <input type="checkbox"/> ALASKA               | Site pending, AK                  | August 23-26,    | 1984 |
| <input type="checkbox"/> NEW JERSEY           | Kettle Run GSA, Medford Lakes, NJ | September 6-9,   | 1984 |
| <input type="checkbox"/> OKLAHOMA             | Camp Hopps, Stroud, OK            | September 20-23, | 1984 |
| <input type="checkbox"/> MICHIGAN             | Lost Valley A/G Camp, Gaylord, MI | September 27-30, | 1984 |
| <input type="checkbox"/> GEORGIA              | Union Grove Camp, Cleveland, GA   | October 11-14,   | 1984 |

You must be in good health in order to participate in the strenuous activities of the training camp. Therefore, it is required that you have a physical examination. After the examination, please sign the following statement. "After consultation with my physician, I know of no physical reason that would restrict me from participating in the camp activities."

\_\_\_\_\_  
(Signature)

IN CASE OF EMERGENCY PLEASE NOTIFY:

Name \_\_\_\_\_ Address \_\_\_\_\_  
 City \_\_\_\_\_ State \_\_\_\_\_ Phone \_\_\_\_\_ Relationship \_\_\_\_\_

Any medical facts we should know: \_\_\_\_\_

Because of the limited size and the advanced cost of setting up these camps, a \$30 registration fee must accompany this application. This will be applied toward the total camp fee which will be approximately \$75. If for any reason you are unable to attend a camp, you must notify our office THREE WEEKS prior to the camp to receive a refund! A \$10 discount will be given at the camp for those who preregister FOUR WEEKS prior to the camp date.

Mail this form to: Royal Rangers, 1445 Boonville Avenue, Springfield, MO 65802

Credit to account 001 01 031 4001 000

# ROYAL RANGERS

*Assemblies of God Boys Program*

JOHNNIE BARNES  
National Commander

PAUL STANEK  
National Promotional &  
Training Coordinator



1445 BOONVILLE AVE.  
SPRINGFIELD, MO. 65802  
(417) 862-2781 Ext. 1497

## M E M O R A N D U M

TO: All Royal Rangers Leaders  
SUBJECT: Additional 1984 Training Opportunities

This is your personal invitation to attend a Royal Rangers National Training Camp. These camps are designed to give you the very best of training for all phases of the Royal Rangers program, with the major emphasis on camping!

Attending NTC is one of the greatest investments you can make! We therefore, urge you if at all possible, to take advantage of this opportunity.

The attached application form lists locations and dates of the camps. Since we must limit each camp, we encourage you to send in your application as soon as possible.

For those leaders who have already attended an NTC, you are invited to attend one or all of the additional training experiences.

On the National Training Trail you will participate in one of two outstanding rugged outdoor adventures surrounded by some of America's most beautiful scenery. We will be on the trail for three exciting days, carrying all our gear and food in backpacks. The locations are: Everglades, Lakeland, Florida, February 16-19; and the Adirondack Trail, Bakers Mills, New York, September 27-30.

There will be one National Aquatic Camp located at Camp Boswell BSA, Nashville, Tennessee, August 27 - September 1; and one National Canoe Expedition located at New River, North Carolina, May 24-27. There is also a Winter NTC scheduled for January, 1985. Watch Dispatch magazine for further information.

NTC Staff Schools. These schools have been designed for those leaders who wish further training to prepare them as a potential staff member for an NTC. These schools provide complete and thorough training on all aspects of the National Training Camps. All trainees must be approved by their District Commander prior to enrollment in these staff schools. Staff schools will be conducted in the following locations: Lake Wales, Florida, January 27-29; Alexandria, Wisconsin, April 6-8; Charleton, Massachusetts, May 4-6; and Woodworth, Louisiana, September 7-9.

For further information and applications, please contact the national office, your District Commander, or your District Training Coordinator.

Here's hoping you will be able to join us for one of these exciting adventures!

# OUTPOST COMMANDER'S AWARD

The Outpost Commander's Award is a special achievement award for Outpost Commanders who have demonstrated outstanding service. All points must be earned for service rendered during the current calendar year. NATIONAL TRAINING EVENTS MAY BE COUNTED EACH YEAR. \*

Name \_\_\_\_\_ Address \_\_\_\_\_ City \_\_\_\_\_  
 State \_\_\_\_\_ Zip \_\_\_\_\_ District \_\_\_\_\_ Outpost Number \_\_\_\_\_

FILL IN THE BLANKS WITH THE NUMBER OF POINTS EARNED:

- |   |  |
|---|--|
| <p>1. <u>AN UP-TO-DATE CHARTERED GROUP:</u><br/>20 points _____</p> <p>2. <u>COMPLETED LEADERSHIP TRAINING COURSE I-V:</u> 20 points _____</p> <p>3. <u>ADVANCEMENT PARTICIPATION:</u><br/>25 points if at least 50% of boys in your outpost received an advancement, and at least 4 Councils of Achievement were conducted. _____</p> <p>4. <u>OUTPOST CAMPOUTS:</u> 2 points each. _____</p> <p>5. <u>OUTPOST OUTINGS:</u> 2 points each except for campouts. _____</p> <p>* 6. <u>ATTENDING A NATIONAL TRAINING CAMP:</u> 5 points _____</p> <p>* 7. <u>ATTENDING OTHER NATIONAL TRAINING EVENTS:</u> 5 points for each event. _____</p> <p>8. <u>OUTPOST PARTICIPATION IN A DISTRICT POW WOW:</u> 5 points _____</p> <p>9. <u>BOYS WON TO CHRIST:</u> 5 points each _____</p> <p>10. <u>NEW MEMBERS:</u> 2 points each _____</p> <p>11. <u>RANGER OF THE YEAR PROGRAM:</u><br/>5 points _____</p> | <p>12. <u>WEARING PROPER UNIFORM:</u> 5 points _____</p> <p>13. <u>OUTPOST MEETINGS:</u> 1 point each meeting conducted. _____</p> <p>14. <u>OUTPOST USING THE PATROL METHOD PROGRAM:</u> 5 points _____</p> <p>15. <u>GOLD BAR MEETINGS:</u> 1 point each meeting of boy/adult leadership planning the outpost meetings and activities. _____</p> <p>16. <u>CURRENT RED CROSS CARD:</u><br/>2 points for each card. _____</p> <p>17. <u>OUTPOST SERVICE PROJECT:</u><br/>2 points for each project. _____</p> <p>18. <u>ACTIVE FCF MEMBER:</u> 2 points _____</p> <p>19. <u>LEADERSHIP MEETINGS:</u> 2 points each for attending Area, Sectional or District wide meetings. _____</p> <p>20. <u>OUTPOST VISITATION PROGRAM:</u><br/>2 points for each home visited. _____</p> |
| <p>TOTAL POINTS _____</p>   |  |

## REQUIREMENTS FOR AWARD

1. The outpost must have an up-to-date charter.
2. The Commander must have completed the Leadership Training Course.
3. A minimum of 175 points are needed to qualify.

All Outpost Commanders who meet the above qualifications will be eligible to receive and wear the Outpost Commander's Award. Time period - JANUARY 1 of the current year through DECEMBER 31.

**NOTE:** Please complete your copy of the Outpost Commander's Award Evaluation Sheet and mail it to your District Commander, not the National Office. Your District Commander will supervise the awarding of the Outpost Commander's Award. Seven dollars should be attached to cover the cost of the medal. (Subject to change by GPH without notice.)

If all Outpost Commanders of one church earn this medal, the Senior Commander may wear an Outpost Commander's Award also.

## NATIONAL TRAINING CAMP

# PERSONAL EQUIPMENT CHECK LIST

### CLOTHING

1 complete Class B Royal Rangers uniform (long sleeve khaki shirt, khaki trousers, khaki Royal Rangers belt--no dress coats or ties are worn)  
Please note: No cap or hat is needed. A special beret will be issued. (Every item except emblem, nametab and district strip should be removed from uniform)  
1 Royal Rangers jacket  
1 Royal Rangers sweatshirt (for colder areas only)  
1 pair Army fatigue trousers or other work-type trousers for casual wear  
2 Royal Rangers T-shirts  
Extra uniforms or fatigues for fresh change, as desired  
1 pair heavy shoes or boots for camp activities and hiking  
2 pairs heavy socks (navy or black)  
1 poncho or raincoat with hood  
Underclothing and handkerchiefs  
Pajamas

### PERSONAL ITEMS

Sleeping bag  
Folding camp cot  
Toilet kit and mirror (no outlet for electric razor)  
Towels and washcloths  
Mess kit (plate, bowl, and cup)  
Silverware kit (knife, fork and spoon)  
Canteen  
Pack and lightweight pack frame (for overnight hike)  
Small lightweight tent (for overnight hike)  
Ground cloth (waterproof)  
Air mattress or foam pad  
Flashlight with extra batteries  
Personal first aid kit  
Pocket knife and whetstone  
Hand axe  
8 inch mill file  
Compass (Silva style preferred)  
Waterproof match container with matches  
"Adventures in Camping" handbook  
"Leader's Manual"  
Small Bible  
Pen and pencil

### OPTIONAL ITEMS

Sunburn lotion	Camera
Sunglasses	Compact sewing kit
Insect repellent	Survival kit
Folding plastic cup	Small package of facial tissues
Thermal underwear (for colder areas)	Ditty bag to carry small items
Nail clippers with fingernail file	Pillow

# YOUR OUTPOST PLANNING GUIDE

Challenging Ideas for Leaders  
by John & Bonnie Eller

## DECEMBER

### FEATURES

- Week 1. Giving is Sacrificial: It "costs."
- Week 2. What Can I Give to Christ?  
My Self, My Time, My Talent, My Tithe.
- Week 3. Gifts to Others.
- Week 4. God's Great Gift to Us.
- Week 5. Retrospective: Show slides or movies of past activities.  
Give a report of how many were won to Christ and of  
how the group has grown this year.



### ACTIVITIES

- Make simple toys (or purchase them) for needy children.
- Work on toy projects.
- Distribute toys to needy children. (Check with pastor for names.)
- Have a Christmas party.
- Make a scrapbook from snapshots and mementos gathered through the year.



### RESOURCES

- Public Library: patterns for toys—checkers and checkerboards; Tic-Tac-Toe with magnetic X and O, etc.
- Patterns are available for milk cartons, salt boxes, ice cream sticks, etc.
- Check with local service organizations for names.
- Each boy may bring one decoration and trim a tree.
- Make an appeal for private photo or patch collections for display.



CONTINUED ON NEXT PAGE ►

# JANUARY

## FEATURES

- Week 1. Resolutions: Outpost Goals for the New year.
- Week 2. Organize Outpost Activities and Update Patrols. Check winter equipment.
- Week 3. Pow Wow Plans, Dates, and Schedules.
- Week 4. Drill Practice. Proper Flag Salutes.

## ACTIVITIES

- Work on Advancement Folders.
- Attend church in uniform.
- Prepare menus, make Pow Wow banners, and check camping gear.
- Build rustic camp-type furniture.

## RESOURCES

- Check Patrol Advancement Charts.
- Check with pastor and use boys as ushers, if possible.
- Check with District Commander for dates.
- See *Adventures in Camping*.

GOALS

BANNERS

CAMPING

# FEBRUARY

## FEATURES

- Week 1. Have A Heart!
- Week 2. Abraham Lincoln: His contribution to our country.
- Week 3. Our Flag: How to Display and Respect it.
- Week 4. George Washington: "I cannot tell a lie."

## ACTIVITIES

- Find a widow and:
  - a) shovel snow
  - b) bring in fuel
  - c) run grocery errands, etc.
- Visit historical site or monument.
- Use American, Christian, and Royal Rangers Flag. Train Color Guard Team.
- Toolcraft: Handling and sharpening an axe.



## RESOURCES

- Check with pastor for names of widows.
- Check with local Chamber of Commerce for local historical literature.
- Check with Public Library for Information on flags.
- History books and/or encyclopedias.

FLAG

SHOVEL  
SNOW

ERRAND



# LUKE'S BOYS

BY LINDA T. RACZEK

"Where he was, exactly, he had no idea. From what the captain had said, he figured the ship had anchored somewhere along the Mexican coast. But no village lights flashed from the shore, so he had a vague fear that he might save himself from the sea, only to face a slow death wandering through an immense jungle or desert."

**C**aptain, that new deck hand we picked up in San Diego didn't turn out on watch again. And he's not in his bunk either."

The Captain, turning slowly in the starlit darkness, sighed loudly. "Yes, I knew I was taking a chance with that one—a free-loader, he is. He's probably found a warm spot near the engine room to curl up in. . . ."

From where Luke sulked in the dark shadows of the starboard lifeboat, he could see the two men move along together to the far side of the deck.

"Well, let him catch his extra forty winks," the Captain added. "We'll turn him over to the Mexican authorities tomorrow. He's probably wanted for something."

Luke cringed at those words. He felt the deep shame he always experienced just before running from something he knew he'd failed at. He almost wished he was wanted by the law—at least that would explain the painful urgings that kept him on the move.

Luke had nothing to say for himself. Long ago he'd realized they were all right about him—good for nothing, unreliable, a *free-loader*. At first he blamed everyone else for this, his own father for leaving him, his many foster parents, his teachers and counse-

lors. But eventually he didn't even care enough to blame anyone. That was just the way he was, and he had to live with that.

When the Captain and his first mate circled around to the other side of the main cabin, Luke made his move. He crawled along, at the level of the railing, to the bow of the ship. Then he slid over the side and dangled there until his bare toes touched and gripped the anchor chain. The heavy chain links were pulled so taut that it was almost like walking down to the smooth surface of the water.

He made hardly a sound as he lowered himself into the cold, black sea.

Suddenly terror sprang up in his chest. From high on the deck he'd been able to clearly see the distant shoreline. But now, straining to keep his head above water, he felt lost. A plastic bag holding his tennis shoes, long pants, jacket and a few cans of food from the galley, was tied loosely across his shoulder blades like a backpack. The extra weight made him panic and grasp for breath.

"God, if you could just help me this once," he whispered. "Just please, let me get out of this scrape alive."

He remembered that the shoreline had seemed a few hundred yards off the other

side, so he paddled quietly around under the dark overhang of the ship. Then he pushed off with a determined kick in the direction he imagined the distant land to lie.

Where he was, exactly, he had no idea. From what the captain had said, he figured the ship had anchored somewhere along the Mexican coast. But no village lights flashed from the shore, so he had a vague fear that he might save himself from the sea, only to face a slow death wandering through an immense jungle or desert.

In the darkness, all he could see now were the ripples moving away from him and the vast starry sky overhead. At times, a muffled voice traveled across the water from the ship. But though his own strokes and splashing seemed loud to him, he was sure the watch crew had not even noticed him. Once a breeze began to pick up, he felt sure no sound reached them at all.

After that, time passed like a kind of endless dream, in which he seemed to be running, running, but never getting anywhere.

Something brought him out of his trance. His feet were cold, his muscles cramping in his neck. But there was something else: motion all around him, and the sound of

CONTINUED ON NEXT PAGE ►

swirling, hissing water. Ahead he caught the glinting white of surf.

Suddenly something brushed against his leg, and the suction of its wake tugged at his exhausted body. In a few seconds his tired brain knew what had happened. A shark had made its first pass at him.

"No, no please!" Luke screamed. He was so terrified that he could barely catch his breath, but the adrenaline pumping through his veins made him swim in a frenzy. With the next surge of water he tore the bag from his back and pounded the heavy cans at the cold creature that charged against him.

Something ripped at his legs, and with sickness in his heart and stomach, Luke clawed and kicked blindly as the ocean tumbled over him.

Luke dreamed he was floating gently in the air. He felt sunshine on his face and chest, and thought he heard the voices of children singing softly. Squinting at the brilliant sunlight, he slowly opened his eyes.

What he saw confused him. Several small boys, dirty rags tied around their skinny sunburned bodies, surrounded him. They stared down at him with sunken, hungry eyes. Yet they sang so sweetly. The boy who seemed to lead them in song, his black hair matted and standing on end in clumps, knelt close by at his side.

What made Luke wince were the terrible salt blisters on the boys lips, arms, and feet. He tried to speak, but realized that his own throat and lips were cracked and dry from the salt water. He tried to sit up, and they backed away in fear.

I must look strange to them, he thought. "Me Luke," he said in a raspy voice, feeling as though he were in a Tarzan movie. "Me amigo!"

At that, the boy who had been kneeling stepped forward eagerly. "You American sailor, big fish," he said smiling, though painfully because of the blisters. "Me Perro."

Luke laughed in surprise. "So you speak English!"

Si, Señor," the boy said, looking very pleased. "In the city the American turistas come."

A sudden painful twinge in Luke's legs caused the events of the past night to flash in his memory, and he realized that he had definitely survived in one piece. The water lapped gently over the many scrapes on his shins and knees. Looking out over the bright ocean, he knew what had happened to him. He had stumbled upon a jagged barrier reef just in time to escape the jaws of the shark.

"Thank you for the second chance, God," Luke prayed aloud.

The boys' eyes widened all at the same time. "God sent you?" Perro asked, obviously stunned. As if in one motion they all knelt.

Luke shook his head. "No, I'm just Luke," he insisted, but they wouldn't hear it. Finally he shrugged and brought himself stiffly to his feet. Then he realized he was still

clutching the plastic bag with his things tied inside. He felt starved, but couldn't very well ignore the seven kneeling little boys staring hungrily at him.

"Come here," he said, motioning to them, and they followed at a polite distance. He walked up the sandy beach to the thicket of shrubs and grass where the boys had built crude huts to keep off the hot sun. In the shade he quickly spread out his jacket for a table cloth and then opened up a can of peaches and the three of tuna fish, carefully dividing the contents into eight even portions. Then he motioned for the boys to each take a drink of peach juice from the can, which they did eagerly.

Finally, they sat down to eat their first meager dinner together. And though this was all the food he had with him, except for one more can of peaches, Luke felt strangely content. And the boys copied his every move—ate each morsel slowly as he did, smiled at the seabirds swooping around them.

Luke had a special use in mind for his plastic bag. When they were finished, he asked Perro to show him where the "agua" was, and the boy took him through the shrubby border to a small spring of water.

---

**"Suddenly something brushed against his leg, and the suction of its wake tugged at his exhausted body."**

---

As he poked little holes in the bag with a stick, Perro began to look worried. "Señor Luke, maybe the sun is giving you the fever that makes a man act crazy. . . ."

Luke smiled as he filled the bag with water and held it over his head. The streams of cool water washed away the salt glistening on his face and arms. But Perro didn't like Luke's homemade shower very much. He frowned when Luke motioned for him to stand beneath the next bagful.

Nervous though they were, each of the boys obeyed in turn. When they were done, Luke tore his jacket lining into rags and bandaged Perro's blistered feet and arms.

That night, as he watched the children fall into a peaceful sleep, Luke finally began to feel frightened at what was happening to him. It was as if he were a different person. All his life he'd truly been the kind of person who cared for no one but himself, and here he was taking responsibility for a ragged crew of hungry orphans.

And how little he knew about them! Why did children live alone like this? Did they suffer from some terrible disease? Were they shipwrecked or lost, as he was? But his last thought, as he drifted off to sleep was this: Last night he should have died.

He was on borrowed time now, a gift of maybe only a few days before he again faced death. He would live bravely this time. He would do whatever these children needed of him.

Luke did not hear the men and horses until they were almost upon the huts. The front horse reared, and the rider, a soldier called out to the others in Spanish.

Luke leaped to his feet in shock and sheltered the frightened boys behind him. The soldier's face showed surprise, but he quickly smiled in a rather sarcastic way, and said in English, "Turn the biggest of the little animals over to me, Gringo. He is the lucky one today. A big farmer wants to have a boy for his fields, and he will be fed for his work."

"He's not an animal," Luke challenged. "His name is Perro."

All of the men laughed crudely. "Perro means dog, Gringo. They are all dogs."

Luke was embarrassed, but the thought of a child learning to call himself "dog" made him speak angrily. "Then find someone else to work your fields, Señor! These are my boys, now, since your people have no room for them in their homes. Now please, leave us in peace."

The men were visibly surprised by Luke's words. "That is a very noble gesture, Señor," said the soldier. "But tell me—what's to become of your niños once you have returned to your own country, as I am certain you will. You win for now, but we will be back." Then they turned and rode away.

Perro and the other boys hugged Luke tightly, crying softly into his shirt. Gradually he put his arms around them, too, as they sat and waited for the return of the men.

Luke was troubled by what the soldier had said. The man was right. The worst thing to do would be to give the children false hopes. Their suffering would, in the end, be much worse for the trouble he'd caused.

As Luke opened his last can of peaches, and passed it to each of the children, two more boys appeared from the scrubby woods. Dirty faced and in rags, they stood before him smiling. Then another, a very small child with no clothes at all appeared. They all wanted him!

Luke glanced at Perro and found him beaming. "Señor Luke," he said boldly, when Luke looked his way. "I have other amigos. God has sent you to help them, too?"

How could he feed three more, Luke wondered. On the other hand—how could he feed any of them?

"Yes, Perro, I am here to help all of your friends." And he took off his shirt and wrapped the little sunburned boy in it.

As night fell, footsteps approached the camp, and Luke stiffened. As he stepped out to face them, he prayed quietly. "Please, I don't care what happens to me, but don't let them hurt these little ones."

Through the dusk, silent figures ap-  
CONTINUED ON PAGE 15 ▶