


True-Life Survival and Healing Stories. The Timely
Devotion • 1984 FCF Rendezvous Remembered

DISPATCH

A Royal Rangers Magazine for Men

Winter 1984-85

Make Your Outpost Come Alive This Winter
With This Spectacular Outpost Planning
Guide—*Toolcraft, Ropecraft, Firecraft,*



DISPATCH

WINTER 1984-85

Vol. 21, No. 2

THE WELL-READ RANGER

by Larry Bohall

The second-in-a Series
of Book Reviews
That Will Help You
in Your Ministry
to boys.

NARROW ESCAPES AND WILDERNESS ADVENTURES, SURVIVAL, DANGER

by Ben East (Outdoor Life Books/
Stackpole Books, Harrisburg, PA.
Hardcover. Illustrated, 3 volume set)

THE TOTAL MAN

by Dan Benson (Tyndale House,
Wheaton, ILL. Paper, 272 pp.)

Welcome back to "The Well-Read-Ranger," Dispatch magazine's book review column. We hope that these books will be a great help to you and those you minister to.

Narrow Escapes and Wilderness Adventures, Survival, Danger by Ben East (Outdoor Life Books/Stackpole Books, Harrisburg, PA. Hardcover, illustrated 3-volume set.) This 3-volume set, recently reprinted, contains 67 true stories of adventure and danger in the outdoors. Most of them are life-or-death situations—encounters with bears, wolves or mountain lions; the elements; injuries and being lost in the wilderness. They are well-written stories of courage and resourcefulness, researched and compiled by *Outdoor Life* Field Editor Ben East. These true stories show both the dangers of the wilderness and man's drive to survive, whatever the situation he faces.

While some of the stories are a little gruesome, these 3 books will make excellent teaching aids for your outpost. Many of the stories revolve around being unprepared, making poor choices, etc., and are good illustrations for program features and Rangercraft demonstrations. They're also good for the campfire—tell one of these

Continued on page 15 ▶

FEATURES

3 Marooned

by P. L. Galbraith

The true story of one man alone on an island

5 Healing Touch

by John W. Rossman

God touched this man at NTC

10 Camp Out

by Gail Denham

At the first crack of summer boys just naturally want to sleep out on the back lawn

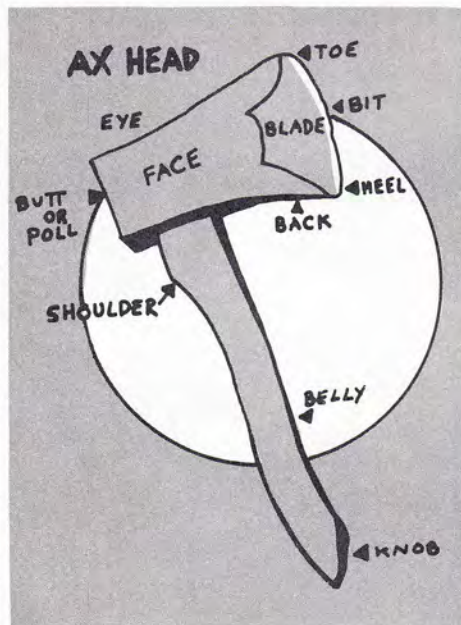
11 1984 National FCF Rendezvous

A photo feature

14 The Masked Nighttime Visitor

by Hugh M. Johnson

He's a cute character in cartoons, but outside your house at night he's a ring-tailed trouble maker



7 Be Timely

by John Eller

Ask God to help you to be timely in your devotions

8 Your Outpost Planning Guide

by John Eller

Make your outpost come alive this winter. Here are some exciting lessons on toolcraft, ropecraft, firecraft, and cooking




STAFF Editor: DAVID BARNES, Assoc. Editor: JOHN ELLER, Art: V. I. PRODUCTIONS, National Committee: SILAS GAITHER, DWAIN JONES, JOHNNIE BARNES, PAUL STANEK.

DISPATCH (ISSN 0190-4264) published quarterly by Royal Rangers, 1445 Boonville Avenue, Springfield, Mo. 65802. Second-class postage paid at Springfield, Missouri. Copyright 1984 General Council of the Assemblies of God, Inc., Gospel Publishing House. Printed in the U.S.A.

POSTMASTER: Send address changes to Dispatch, 1445 Boonville Avenue, Springfield, Mo. 65802.

MAROONED



*His plane has crashed.
He's alone on a South Pacific Island.
HOW CAN HE SURVIVE?*

A MINISTER LOOKS BACK
TO AN ADVENTURE THAT
CHANGED HIS LIFE!

By P. L. Galbraith

My plane's on fire! I'm crashing! I may be killed!" These three thoughts, in rapid, staccato fashion, flashed through my mind, and were my last coherent thoughts for hours. Consciousness returned slowly. In the movies, the hero always murmurs, "Where am I?" but I knew where I was immediately and completely. My plane had crashed on the South Pacific Island of Pago-Pago. I was flying alone and because of a storm I was trying to avoid, had veered away from my flight plan. No one would be looking for me in this locality.

The next question to flood my mind was, "Am I injured?" Everything depended on the answer to that question. I ached and hurt, especially my head, but as I gingerly felt my body, I realized there were no bro-

ken bones. Struggling to my feet, waves of nausea swept over me and darkness threatened to engulf me again. Obviously, I had a head injury, but if there was no internal bleeding or skull fracture, I would be all right. I sank down, pillowed my head on my jacket, and slept. I was alive and uninjured. Tomorrow I would begin to look for an escape route. Dusk turned to darkness and the tropical moon shone with brilliance, the stars came out, the waves lapped at the shore, and the birds sang a night song of love, as I slept the deep sleep of exhaustion.

I awoke in an agony of thirst. I found the canteens of water we always carried, and slaked my thirst with long draughts of the cool, clear liquid. Fumbling among the wreckage, I found a packet of instant coffee

Continued on next page ►

and candy bars. Heaping a few twigs together, which I ignited with one of my small supply matches, I soon had a small fire blazing. Mixing my coffee and water in my canteen, I heated it and drank deeply. Then I ate the candy bars. Just what I had always wanted as a child. Candy for breakfast!

After breakfast, I surveyed the wreckage ruefully. I decided to pile the useable goods in one heap and keep everything that was of value now or might be of use later. I found my pistol and shells, my most valuable items for safety and protection. My pocket knife, a weeks supply of food, a change of clothes, a pencil and notebook, and a box of matches comprised my list of valuables. Negligible, unimportant items of no particular significance, in other days. Items of extreme importance now, spelling the difference between survival and disaster. Each item to be handled with care and protected at all costs.

With my food assured for a week, I began to plan ahead. Luscious fruits of every kind were in great abundance. Coconuts, bananas, mangoes, pineapple, and other fruits were plentiful. Fish were in abundance, also, if I could devise some kind of fishing equipment. These two foods would supply my needs. Fresh water was in a small lagoon and torrential rains would supplement this supply. My setting was one of such beauty and opulence and vivid colors and bright sunshine that a sense of optimism pervaded the very atmosphere.

The days drifted by, as in a dream. After trial and error, I devised a primitive method of fishing. Sharpening a bamboo shoot to a fine point, I was able to spear a few fish. I learned to prepare them in various ways. Dried or baked they were delicious. My matches were used sparingly, but I learned to strike sparks off a rock and ignite a small blaze, so I kept most of my matches in

abeyance. Each day I worked on my tree house of bamboo shoots woven together with a small pole in the four corners for strength. I would be high and dry in my snug tree house when the monsoon season came. Each day I became more and more pleased with my proficiency and skill in providing for my needs against formidable odds.

As the days lengthened into weeks and the weeks into months, a slow disintegration of spirit set in. I could provide for myself insofar as food and drink and shelter were concerned. Obviously, I would survive. Physically, that is. Mentally and spiritually, I was dehydrating. The incessant chatter of monkeys and the chirping of the birds unnerved me. I had investigated every inch of my small island, looked at every rock and twig and animal. I was alone without the sound of a human voice or any means of communication. I felt bereft, desolate, forsaken. One night, in an agony of loneliness, I knelt and cried, "Oh God, if there be a God, have mercy on me." Over my tired, broken spirit swept a cool, healing breeze, and the still, small voice said, "I'll never leave you or forsake you. Lo, I am with you always, even to the end of the world." On a South Pacific Island, while the moon rode high and the waves roared in, I came to the end of a long quest, as I knelt and made my peace with God, my Creator, through Jesus Christ, the Lord. From the first day of my arrival on the island, I had planned for my day of rescue or deliverance. I kept a white shirt attached to a pole so I could wave at the approaching plane or ship. Several times I had waved at a high flying plane, to no avail. No ship ever came in sight. Gradually it dawned on me that I had spent almost a year on this island, and I would have to devise my own means of escape. I had fed a small bird and nursed it back to health after the accident, and spent hours retraining it to fly. Now I decided to train this pet as a carrier pigeon. Each day I tied a note around its neck and coaxed it from tree to tree. One day he flew away, as I had hoped he would. A week later, he flew back in. After rest and food, I took him to the edge of the vast ocean, waded out, and sent him winging on his way. Around his neck was my note and a bright red bow tie, to attract attention. He looked perky and debonair, and my heart and hopes went with him. I breathed a silent prayer for his safety and the accomplishment of his mission, which would result in my subsequent rescue. Two weeks later, a tanker plowed through the waves and in the bow, red bow tie at a jaunty angle, sat my feathered friend.

Many years have passed since this adventure came to a finale, but it has been the turning point of my life. As the pastor of a small church in the midwest, my wife and church family never tire of hearing how I found my Lord on a South Pacific Island called Pago-Pago. God met me at my point of need, turned my life around, and I am spending the rest of my days telling others about Him. ★

"While the moon rode high and the waves roared in, I came to the end of a long quest, as I knelt and made my peace with God, my Creator, through Jesus Christ, the Lord."





HEALING

TOUCH

*A TRUE-LIFE ACCOUNT
BY JOHN W. ROSSMAN*

While working as a first aid consultant, which involved driving on all types of roads (to oil rigs, etc.), I first noticed my lower back begin to hurt. This was in late July, early August. I began to take an aspirin for the pain along with a heat pad at night. As time went on the pain got worse. So bad that at times my wife had to help me out of bed and to get dressed.

Then on October 18, 1982, I came home in terrible pain. This was about 6:30 p.m.

The pain got worse so I went to the hospital about 11 p.m. and saw the emergency room doctor. He examined me and said something about a lower 5th disc and about a sciatica nerve.

He gave me some starter medication, consisting of 6 tablets of aspirin and codeine, 6 tablets of 5 mg. valium. He also gave me two prescriptions for the above medication, and confined me to complete bed rest. He said that if I didn't feel better in a few days, to see an orthopedic surgeon.

The next day my wife phoned my boss and told him about my injury, as I was confined to bed. My wife also requested a workmen's compensation insurance claim form. Immediately after my wife phoned the

boss, she then contacted the church to have the pastors (Pastor Warneke and Pastor Houser) pray for my back.

Since that time (office visit) the pain was spreading completely across my lower back and down my right leg. At times there was a numbness and tingling sensation.

**It was an NTC
that few men
will ever forget.
God touched this
man's life and
healed his back!**

We had the prayer chain started up for prayer. The following Sunday Pastor Warneke gave an altar call according to James 5:14, 15, and I responded. However, like so many, I went forward seeking the healing and not the healer. And true to form, nothing happened.

I was next requested to see a physical

therapist for treatment of my lower back, which I did for approximately 6 weeks. During this time, the church continued to pray for me. I responded to numerous altar calls, always seeking the healing not the healer, and nothing happened.

Finally, on December 17, one week before Christmas, the doctor pronounced me fit and able to work. However, my job was not awaiting me. During this time we existed on my wife's wages which went to pay rent and food stamps.

Needless to say, I was concerned about Christmas, one week away. Although my entire family is saved and born again, my two children, ages 7 and 10, naturally look forward to a Christmas tree and presents under the tree.

Needless to say, God through his mysterious ways, again showed His love for me and His family, and the children had a nice Christmas.

A month later, I finally started receiving unemployment checks.

I have been involved in many areas of ministry including Royal Rangers, but I dropped out, due to the distance to and from church. Suddenly I found myself being

Continued on next page ►

“While Standing there praising the Master Ranger, in my prayer language, I could sense the Holy Spirit dealing with me!”

led again into the Royal Rangers ministry. I jumped into it with both feet, and really got involved as a Lt. Commander with the Buckaroos.

During this time I continued to have lower back pain. I continued in prayer, again seeking the healing, and not the Healer.

Finally, one Sunday in March, I went forward for an altar call, and I knew that Jesus touched my body and began a healing in my back.

For the next few weeks, I kept claiming the healing, but there was no physical manifestation as such. As I got further involved with Royal Rangers, I learned about an NTC training camp that was to be held in May at Hungry Horse, Montana. I inquired of my pastor about it and requested that I be able to go to it, and he thought it would be good.

Were we excited when we learned that our National Commander, Commander Johnie Barnes, was to be there along with Fred Deaver. I felt strange about going to the mountains, in a rugged training session, even though I felt that my back had been healed. Yet I still suffered pain.

Upon arriving at NTC, it was everything we expected and then some.

It was 3 days of my life I will never forget. Each night we had a council fire and Friday night, May 20, 1983, will always be one of the most precious days in my life that God has given me. That night at the council fire in the valley, surrounded by tall evergreen trees, the Holy Spirit once again ministered to approximately 100 men. It was dark, the council fire was burning, and the wind blowing, (in my mind, I could imagine being in the Upper Room where the Holy Spirit came with the sound of a rushing wind). It was awesome, the presence of the Holy Spirit was so overwhelming, almost like a gigantic, invisible force pressing down upon you, yet you knew it was the presence of the Holy Spirit. After a message in tongues was given and an interpretation, Commander Barnes asked if anyone had been ministered to, to step forward and let it be known.

While standing there, praising the Master Ranger, in my prayer language, I could sense the Holy Spirit dealing with me. I heard Him speak to me and yet I heard no voice. What He had to say to me was so gentle, yet in a way meant to have a lasting impression, almost like a hot finger writing these words upon my heart. “My Son, I have called you into this ministry. Seek first my kingdom.” At that moment I knew that the Master Ranger had finished what he had started months ago. He healed my back completely.

This is found in Matthew 6:33, “But seek ye first the kingdom of God and His righteousness.” Then it finally dawned on me, this was my obstacle. I had been seeking the healing and not the Healer! Even though Jesus put me into Royal Rangers and even though I was in it to reach and teach boys, I was also in it for self.

I felt the urging to step forward and share with the other leaders what God had done for me and I did. He had touched my life and He had healed my back at NTC.

The presence of the Holy Spirit was so powerful that night, that Commander Barnes dismissed us early, so that we might return to our campsites, so that we could seek further of the Lord, and minister one to another.

At our campsites, the Holy Spirit was once again, ever present, ministering to us, through the gift of knowledge, the gift of discernment, message in tongues and interpretation, healing, and last but not least, one of the leaders from Great Falls, Montana, said he wanted more of Jesus and that is what he got, the baptism in the Holy Spirit!

The next day, not to test the Holy Spirit, but to show everyone that my healing was complete, after we broke camp, I proceeded to lift upon my shoulders and carry out from the campsite, over 150 pounds of camping gear with no pain!

To this very day, I have not had one bit of pain in my lower back, and it's all because of Jesus' Love for me. ★

BE TIMELY



BY JOHN ELLER

A key ingredient in the successful Royal Rangers outpost is the spiritual life. This is emphasized in the code and in the four ways a boy grows. We cannot escape the necessity of spiritual growth through prayer, Bible reading, and witnessing.

Since its inception, the Royal Rangers ministry has placed great importance on that portion of the outpost meeting dealing with spiritual things. We call it, *Devotions with the Commander*.

Our publications have stressed this subject. Devotional ideas have appeared in the *Leader's Manual*, *Outpost Planning Book*, and *Devotions for Boys, A Leader's Guide*.

The suggestions we offer, however, should only be used as a guide. The top priority is to seek the direction of the Lord concerning specific needs.

The prayer of those who minister to boys should always be, "Lord, help me to be timely!"

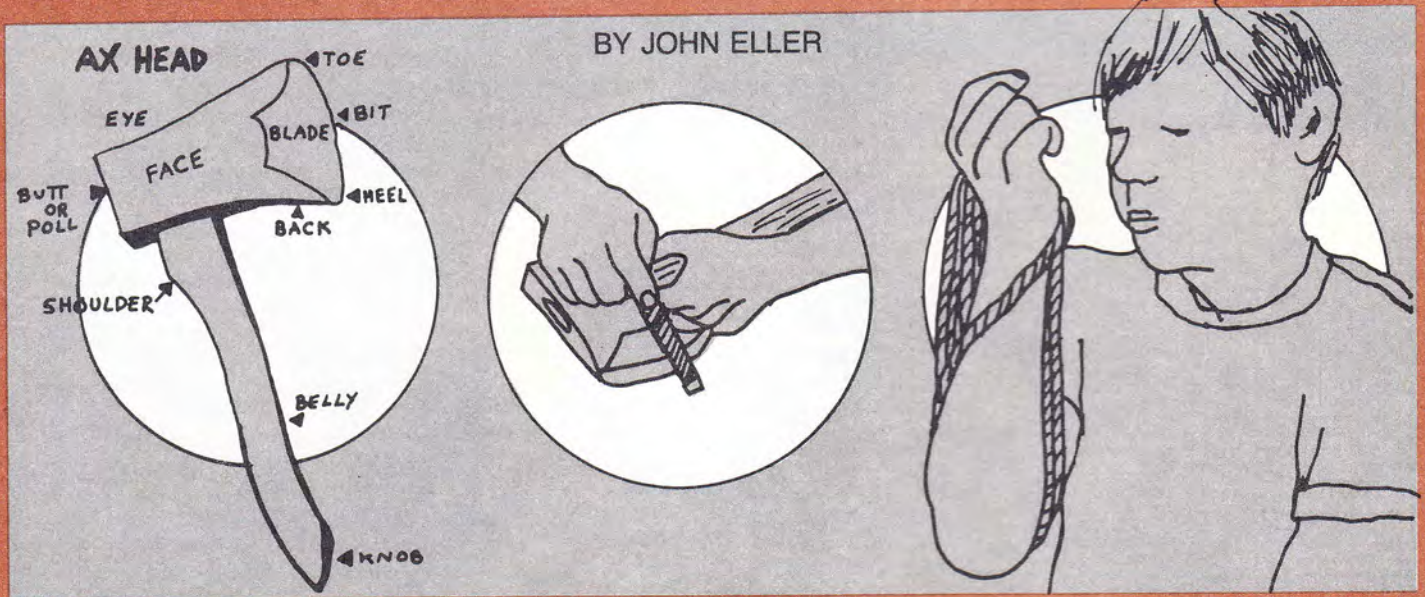
The timely devotion is more than just suitable. It rather touches the very nerve of an opportune moment. The direction of an entire life could be changed for Christ and His work through an anointed devotion.

There are many good devotional ideas you may never get to use. Others may be timely but once. Let us remember that each occasion presents a new challenge. The message must be "on target" as well as interesting.

Boys that hear our devotions are real people. They are not robots. They are growing every day. They are in a constant stage of change. Let us look to God for a fresh flow of inspiration to touch their needs at the right moment.

P L A N N I N G

G U I D E



DECEMBER

Theme: TOOLCRAFT

FEATURE

DEMONSTRATION

RESOURCE

Week 1

KNIFE

Opening and closing a pocket knife, how to sharpen a knife; holding, passing, and using a knife. How to carry a sheath knife.

Week 2.

HAND AX

How to carry and pass a hand ax. How to sharpen and use a hand ax. Cutting small branches and splitting small logs. Making a pointed stick, cutting a long branch in pieces, and cutting a small tree.

Week 3.

**LONG
HANDLED AX**

How to sharpen this kind of ax. How to carry with or without sheath. Passing a long handled ax. Splitting wood and felling a tree. How to limb a tree and cut a log.

Week 4.

BOWSAW

How to build a sawbuck. How to use a bowsaw.

Week 5.

**PROPER CARE
FOR TOOLS**

Preventing rust. Sharpening a bowsaw. Proper storage of tools when not in use.

**“ADVENTURES
IN CAMPING,”
pages 17-31**

OUTPOST COMMANDER'S AWARD

The Outpost Commander's Award is a special achievement award for Outpost Commanders who have demonstrated outstanding service. All points must be earned for service rendered during the current calendar year. NATIONAL TRAINING EVENTS MAY BE COUNTED EACH YEAR. *

Name _____ Address _____ City _____
 State _____ Zip _____ District _____ Outpost Number _____

FILL IN THE BLANKS WITH THE NUMBER OF POINTS EARNED:

- | | |
|---|--|
| 1. <u>AN UP-TO-DATE CHARTERED GROUP:</u>
20 points _____ | 12. <u>WEARING PROPER UNIFORM:</u> 5 points _____ |
| 2. <u>COMPLETED LEADERSHIP TRAINING COURSE I-V:</u> 20 points _____ | 13. <u>OUTPOST MEETINGS:</u> 1 point each meeting conducted. _____ |
| 3. <u>ADVANCEMENT PARTICIPATION:</u>
25 points if at least 50% of boys in your outpost received an advancement, and at least 4 Councils of Achievement were conducted. _____ | 14. <u>OUTPOST USING THE PATROL METHOD PROGRAM:</u> 5 points _____ |
| 4. <u>OUTPOST CAMPOUTS:</u> 2 points each. _____ | 15. <u>GOLD BAR MEETINGS:</u> 1 point each meeting of boy/adult leadership planning the outpost meetings and activities. _____ |
| 5. <u>OUTPOST OUTINGS:</u> 2 points each except for campouts. _____ | 16. <u>CURRENT RED CROSS CARD:</u>
2 points for each card. _____ |
| * 6. <u>ATTENDING A NATIONAL TRAINING CAMP:</u> 5 points _____ | 17. <u>OUTPOST SERVICE PROJECT:</u>
2 points for each project. _____ |
| * 7. <u>ATTENDING OTHER NATIONAL TRAINING EVENTS:</u> 5 points for each event. _____ | 18. <u>ACTIVE FCF MEMBER:</u> 2 points _____ |
| 8. <u>OUTPOST PARTICIPATION IN A DISTRICT POW WOW:</u> 5 points _____ | 19. <u>LEADERSHIP MEETINGS:</u> 2 points each for attending Area, Sectional or District wide meetings. _____ |
| 9. <u>BOYS WON TO CHRIST:</u> 5 points each _____ | 20. <u>OUTPOST VISITATION PROGRAM:</u>
2 points for each home visited. _____ |
| 10. <u>NEW MEMBERS:</u> 2 points each _____ | |
| 11. <u>RANGER OF THE YEAR PROGRAM:</u>
5 points _____ | TOTAL POINTS _____ |

REQUIREMENTS FOR AWARD

1. The outpost must have an up-to-date charter.
2. The Commander must have completed the Leadership Training Course.
3. A minimum of 175 points are needed to qualify.

All Outpost Commanders who meet the above qualifications will be eligible to receive and wear the Outpost Commander's Award. Time period - JANUARY 1 of the current year through DECEMBER 31.

NOTE: Please complete your copy of the Outpost Commander's Award Evaluation Sheet and mail it to your District Commander, not the National Office. Your District Commander will supervise the awarding of the Outpost Commander's Award. Seven dollars should be attached to cover the cost of the medal. (Subject to change by GPH without notice.)

If all Outpost Commanders of one church earn this medal, the Senior Commander may wear an Outpost Commander's Award also.

TRAINING OPPORTUNITIES FOR ROYAL RANGERS LEADERS

Royal Rangers National Training Camps are designed to give you the very best of training for all phases of the Royal Rangers ministry, with major emphasis on camping!

NATIONAL TRAINING CAMP is designed to give leaders professional training in camping and leadership, plus the opportunity of outstanding fellowship and adventure in the out-of-doors. See attached application for dates and locations.



NATIONAL TRAINING TRAIL. On the National Training Trail leaders will participate in outstanding rugged outdoor activities surrounded by some of America's most beautiful scenery. Leaders will be on the trail for three exciting days, carrying all their gear and food in backpacks. Locations and dates are: Kiber, California, July 11-14; Linville Gorge, North Carolina, September 19-22, 1985.



The WINTER NATIONAL TRAINING CAMP will give leaders professional training in winter camping, campcraft and various winter-related activities. The camp will be conducted in an appropriate winter setting. This camp is designed to inspire leaders to provide more activities for their outpost during winter months. The camp will be held at Burnsville, North Carolina, January 31 - February 3, 1985.



The ADVANCED NATIONAL TRAINING CAMP is designed to provide Royal Rangers leaders with additional training beyond that offered at NTC. It will also help to inspire leaders to greater involvement in the Royal Rangers ministry. A leader must have attended NTC before enrolling for ANTC. The locations and dates are Siler City, North Carolina, April 24-28; Carlinville, Illinois, May 22-26; Columbus, Texas, November 6-10, 1985.



For further information and applications, please contact the national office, your District Commander, or your District Training Coordinator.



NATIONAL TRAINING CAMP



APPLICATION

NAME _____ STREET ADDRESS _____
CITY _____ STATE _____ ZIP _____ OUTPOST NUMBER _____
OCCUPATION _____ HOME PHONE _____ AGE _____

CAMP PREFERENCE

- | | | | | |
|--------------------------|-------------|--|------------------|------|
| <input type="checkbox"/> | FLORIDA | Flaming Arrow BSC, Lake Wales, FL | February 7-10, | 1985 |
| <input type="checkbox"/> | MISSISSIPPI | A/G Campgrounds, Kosciusko, MS | April 18-21, | 1985 |
| <input type="checkbox"/> | TEXAS | Country Camp, Columbus, TX | April 25-28, | 1985 |
| <input type="checkbox"/> | WISCONSIN | Camp Saint Croix, Croix, WI | May 16-19, | 1985 |
| <input type="checkbox"/> | INDIANA | Camp Kokiwanee, Largo, IN | May 16-19, | 1985 |
| <input type="checkbox"/> | CALIFORNIA | Camp Hi-Sierra, Sonor, CA | May 16-19, | 1985 |
| <input type="checkbox"/> | UTAH | Camp Utaba, Eden, Utah | May 30 - June 2, | 1985 |
| <input type="checkbox"/> | HAWAII | Waimanalo, HI | July 10-13, | 1985 |
| <input type="checkbox"/> | TEXAS | Lat. Amer. Bible Instit., San Antonio | July 25-28, | 1985 |
| <input type="checkbox"/> | CALIFORNIA | Royal Pine Camp, Fresno, CA | August 1-4, | 1985 |
| <input type="checkbox"/> | NEW JERSEY | Kettle Run GSC, Medford Lake, NJ | September 5-8, | 1985 |
| <input type="checkbox"/> | NEW MEXICO | Porvinir Christian Camp, Los Vagas, NM | September 12-15, | 1985 |
| <input type="checkbox"/> | OKLAHOMA | Camp Hoppes, Stroud, OK | October 10-13, | 1985 |
| <input type="checkbox"/> | PUERTO RICO | Camp Guajataca, Puerto Rico | November 14-17, | 1985 |

You must be in good health in order to participate in the strenuous activities of the training camp. Therefore, it is required that you have a physical examination. After the examination, please sign the following statement. "After consultation with my physician, I know of no physical reason that would restrict me from participating in the camp activities."

(Signature)

IN CASE OF EMERGENCY PLEASE NOTIFY:

Name _____ Address _____

City _____ State _____ Phone _____ Relationship _____

Any medical facts we should know: _____

Because of the limited size and the advanced cost of setting up these camps, a \$30 registration fee must accompany this application. This will be applied toward the total camp fee which will be approximately \$75. If for any reason you are unable to attend a camp, you must notify our office THREE WEEKS prior to the camp to receive a refund! A \$10 discount will be given at the camp for those who preregister FOUR WEEKS prior to the camp date.

Mail this form to: Royal Rangers, 1445 Boonville Avenue, Springfield, MO 65802

Credit to account 001-01-031-4001-000

NATIONAL TRAINING CAMP

PERSONAL EQUIPMENT CHECK LIST

CLOTHING

- 1 complete Class B Royal Rangers uniform (long sleeve khaki shirt, khaki trousers, khaki Royal Rangers belt--no dress coats or ties are worn)
- Please note: No cap or hat is needed. A special beret will be issued. (Every item except emblem, nametab and district strip should be removed from uniform)
- 1 Royal Rangers jacket
- 1 Royal Rangers sweatshirt (for colder areas only)
- 1 pair Army fatigue trousers or other work-type trousers for casual wear
- 2 Royal Rangers T-shirts
- Extra uniforms or fatigues for fresh change, as desired
- 1 pair heavy shoes or boots for camp activities and hiking
- 2 pairs heavy socks (navy or black)
- 1 poncho or raincoat with hood
- Underclothing and handkerchiefs
- Pajamas

PERSONAL ITEMS

- Sleeping bag
- Folding camp cot
- Toilet kit and mirror (no outlet for electric razor)
- Towels and washcloths
- Mess kit (plate, bowl, and cup)
- Silverware kit (knife, fork and spoon)
- Canteen
- Pack and lightweight pack frame (for overnight hike)
- Small lightweight tent (for overnight hike)
- Ground cloth (waterproof)
- Air mattress or foam pad
- Flashlight with extra batteries
- Personal first aid kit
- Pocket knife and whetstone
- Hand axe
- 8 inch mill file
- Compass (Silva style preferred)
- Waterproof match container with matches
- "Adventures in Camping" handbook
- "Leader's Manual"
- Small Bible
- Pen and pencil

OPTIONAL ITEMS

- | | |
|--------------------------------------|---------------------------------|
| Sunburn lotion | Camera |
| Sunglasses | Compact sewing kit |
| Insect repellent | Survival kit |
| Folding plastic cup | Small package of facial tissues |
| Thermal underwear (for colder areas) | Ditty bag to carry small items |
| Nail clippers with fingernail file | Pillow |

JANUARY

Theme: *ROPECRAFT*

FEATURE

DEMONSTRATION

**MAKE
YOUR OUTPOST
COME ALIVE
IN WINTER OF '84-'85!**

Week 1.

**KNOT
TYING**

Overhand and underhand loop. Overhand and figure eight knot. Explain purpose of the eye splice. Tie square knot and bowline. Two half hitches.

Week 2.

**SQUARE
LASHING**

(You will need binder twine; knife, ax or saw; sticks, or poles). Square lashing.

Week 3.

DIAGONAL

Diagonal lashing

Week 4.

**SHEER
& CONTINUOUS**

Sheer and continuous lashing. Make a table or tool rack.

**"ADVENTURES
IN CAMPING,"
pages 58-72**

FEBRUARY

Theme: *FIRECRAFT & COOKING*

FEATURE

DEMONSTRATION

RESOURCE

Week 1.

**BUILDING
THE FIRE**

Clearing 6-foot circle. Identify tinder, kindling and fuel. How to start a fire. Build one or more of the following: Teepee Fire, Hunter's Fire, Trench or Reflector Fires.

Week 2.

**CARE OF
MATCHES**

(You will need paraffin wax and a pan). Show how to dip matches in wax for waterproofing. Demonstrate metal match or flint and steel.

Week 3.

**WITH POTS
& PANS**


Boiling, frying, baking, and making toast.

Week 4.


**WITHOUT
POTS & PANS**

Kabobs. Cooking with aluminum foil. Waugan sticks.

**"ADVENTURES
IN CAMPING,"
pages 8-16 &
33-36**



CAMP OUT



BY GAIL DENHAM

"Sleeping outside under the stars, out with the slugs and various other crawly-things is one of the highlights of their summer."

At the first crack of summer around here, our gang begins asking to "camp out" on the back lawn. "Me, too," cries the youngest, running to locate his sleeping bag, and to his older brothers' dismay, nothing will persuade him he's not old enough.

Provided I can get them to wait at least until it quits freezing at night, sleeping outside under the stars, out with the slugs and various other crawly-things is one of the highlights of their summer.

Armed with flashlights, sleeping bags, comics, potato chips, cookies and other miscellaneous foodstuff, insect repellent, and lots of enthusiasm, the adventurers and a few overnight guests set out.

After much discussion, their campsite is chosen, and arranging their bags (diplomatically placing their smallest brother next to the most benevolent of their friends), they begin their great outdoor adventure.

At the beginning, the request went something like this: "Can we sleep outdoors?" Well, between the time the idea was born and the execution of the plan took

place, apparently the notion of "sleep" was scrapped.

After a quick game of hide and seek (abandoned when the youngest decided he didn't like being by himself in the dark all that much) comes the first refreshment breaks. Then, all snuggled down in their bags, by the dim light of their flashlights, they begin the "stories."

"I wonder if there are any snakes out here?" asks one big-mouth, and proceeds to tell the tale of how his uncle once woke up to find a huge rattlesnake curled up on his chest, staring him in the eye. Funny I can't recall ever hearing how the uncle got out of that predicament. About this time, the youngest moves his sleeping bag in between those of his older brothers and all the bags can be observed edging closer together. It matters little that the only snakes in our part of the world are tiny garter snakes. The specter of that hissing rattler seems very real out there in the backyard wilderness.

This story breaks down the barriers and after that it's every man and boy for himself. From there, in between more snacks, a few

scuffles, and possibly a sneak raid from the neighbor kids, they move on to chilling ghost and adventure tales, the kind that end with ear-shattering "Gotchas."

About this time can usually be heard the faint creaking of a screen door and the patter of little feet. Soon the youngest adventurer appears at his parents' door, dragging his sleeping bag. "Can I sleep in here with you. I'm scared."


The next morning, as the early summer sun wakes the hardy pioneers, pushing aside the dogs (dogs love campouts—all those warm little bodies and soft bags), and shoving their way through the remains of last night's provisions, they head for the chuckwagon, far earlier than one might expect, considering it was long past midnight when the giggling stopped.

"Wow, that was fun," one bright-eyed camper exclaims. "Think your mom would let us sleep out again tonight?"

Mom sleepily surveying the dew-drenched sleeping bag nests piled high with damp comic books, crumbs, empty sacks, dog hair and assorted litter, is not so sure.



**1984
NATIONAL
FCF
RENDEZVOUS**



A PHOTO FEATURE



Here are some frontiersmen examining
“trade goods” on trader’s row.

