


DISPATCH

A Royal Rangers Magazine for Men

SUMMER 1985



**YOUR
COMMITMENT
TO
ROYAL
RANGERS
IS A
SERIOUS
RESPONSIBILITY**

DISPATCH

Summer 1985

Vol. 21, No. 4

DON'T PANIC

BY R. P. RICHARDS

FEATURES

3 A Trivial Pursuit?

by Charles Bradshaw

Take your commitment to Royal Rangers very seriously.

14 Allergy Warfare
by Forgey & Meuninck
Itch information.

16 A Program Or a Ministry?
by Phil Wayman
Ask yourself what your role in R.R.s really is!



4 Unusual Nature Facts

by John Johnston

A quiz that'll stump even the best trivia buffs.


6 Matching Meeting Periods With Themes

by Warren Bebout

Help for making your meeting themes.

8 Your Outpost Planning Guide

Summer fun and adventure.



"Whatever happens, don't panic."

The first lesson of my wilderness instructor sounded very hollow as I looked around, wondering what had happened to my trail.

"If you get hurt or lost, stay calm. Don't just wander around. If you don't meet us at the appointed time, we'll be back with the rangers. We'll find you. Just don't panic."

I closed my eyes and took several deep breaths, trying to soothe my stomach. It helped a little, but I was quickly discovering the physical effects of panic. Although the air temperature was close to zero, my hands were sweating and my neck and back were beginning to ache. Then there was my foot.

I stood with my weight balanced on my left leg and my right held stiffly out to one side. I glared at my right foot. I had been day hiking all of my life, but this was my first overnight trip into the wilderness. Now here I stood with the thrill of the trip drained away, betrayed by a weak ankle.

"If you get hurt or lost, stay calm," warned the wilderness instructor."

My group had come upon the frozen waterfall suddenly. Although there were several alternative ways around the falls, my instructor, Sam, saw it as a way to introduce us to a new skill: "Chimneying." Ten feet below the crest of the frozen falls, a tree stretched from one bank to the other. Our object was to cross with our hands on the tree and our feet on the frozen water. Upside down, you *have* to look at the trickle of water flowing from underneath the falls, 20 feet below.

My hands were sweating inside my gloves, but I made it—the first one to cross. Sam congratulated me, and sent me on up the trail, which moved up and around the hill. Elated, I jogged to the top of the hill and turned to watch the rest of the group

continued on page 15 ▼

STAFF Editor: DAVID BARNES, Assoc. Editor: JOHN ELLER, Art: V. I. PRODUCTIONS, National Committee: SILAS GAITHER, DWAIN JONES, JOHNNIE BARNES, PAUL STANEK.

DISPATCH (ISSN 0190-4264) published quarterly by Royal Rangers, 1445 Boonville Avenue, Springfield, Mo. 65802. Second-class postage paid at Springfield, Missouri. Copyright 1985 General Council of the Assemblies of God, Inc., Gospel Publishing House. Printed in the U.S.A.

POSTMASTER: Send address changes to Dispatch, 1445 Boonville Avenue, Springfield, Mo. 65802.

DISPATCH

Many commanders look at their responsibility to Royal Rangers as trivial. They are DEAD WRONG. Remember that the purpose of this ministry is to REACH, TEACH, AND KEEP BOYS FOR JESUS CHRIST!



A TRIVIAL PURSUIT?

BY CHARLES E. BRADSHAW

There's a new game craze spreading throughout the country. It is called *Trivial Pursuit*. It is based upon little known pieces of information and the goal is to correctly answer as many questions as you can.

Trivia is defined as, "insignificant or inessential matters." Many commanders look at their responsibility to Royal Rangers as TRIVIAL. They act like it is just a place to occupy their time, or fulfill inner dreams of unrealized hunger for power, walking around, wishing to be called "Major This" or "Colonel That." The purpose of this ministry is to REACH, TEACH, AND KEEP BOYS FOR JESUS CHRIST.

Have you ever thought about why your Royal Rangers program is not productive, why the boys seem to be dropping out faster than they come in? The answer to the problem involves you!

An experienced pastor once told me that


a church is an exact copy of its pastor. This can also be said of your Royal Rangers program. The first problem area to look at concerning your program, is with YOU. Are you following the guidelines set down by the Leadership Training Course? Training is not just a pin on your uniform, an insignia on your collar, it is a tool which you rely on constantly. We need to get back to basics and do THE PROGRAM like we were taught. Yes, there is always room for improvement in training, but that which has already been taught must be put into action. We cannot allow these boys to waste away their formative years. The training that you have received can be directly transferred to the boys. Whatever you have put into training will reward you and your boys a hundredfold. If you have not put much into it, don't think that you will receive an abundance from your boys.

Gentlemen, this is a ministry, not a baby-

sitting service. And if you have let your ministry deteriorate to this state, get down on your knees and ask God to forgive you and give you the determination to bring it up to the standards where it is supposed to be. This is serious business, not playtime. The time is growing short and you will be held accountable unto God for the way you handle your ministry.

There was an old saying of a past generation, "GET BACK TO THE OLD LAND-MARK." That landmark is seeing what Johnnie Barnes saw, a ministry with its prime mission to touch the lives of boys and instill in their formative years the mental, physical, social, and spiritual traits that will carry them through this life and the one to come.

Brethren, the time has come not to RESIGN, BUT TO RE-SIGN. Rekindle that flame that once blazed bright, and get a fresh viewpoint. RE-SIGN YOUR COMMISSION. ★




UNUSUAL NATURE FACTS

A QUIZ THAT'LL STUMP
EVEN THE *BEST* TRIVIA BUFFS!

BY JOHN A. JOHNSTON

This quiz contains statements about some of those "strange fellows," Shakespeare wrote about that "Nature hath framed in her time." Select the answer that correctly completes each one.



1. All sharks are considered dangerous to humans except the
A. lemon B. sand C. zebra D. sevengill.
2. Numbering about 1,700 living species, more than one-third of all known living mammals are
A. bats B. rodents
C. marsupials D. primates.
3. A bird that can glide for six days at a time, often sleeping in flight, is the
A. sandhill crane B. turkey vulture
C. red-tailed hawk D. albatross.
4. A snail can protect itself by
A. withdrawing its head into its shell B. emitting an

- obnoxious fluid C. changing its color to blend into the surroundings D. secreting a limestone film over its shell covering.
5. To keep itself warm in icy polar water, the walrus, under its tough, hairy hide, has a layer of blubber whose thickness is
A. six inches B. seven inches
C. eight inches D. nine inches.
6. More than any other color, mosquitoes are attracted to
A. red B. white C. blue D. black.
7. The percentage of sunlight reflected by a full moon is only
A. four B. six C. seven D. nine.

8. Lightning strikes the earth 100 times every
A. second B. minute C. hour D. day.
9. The most abundant mineral in the human body is
A. phosphorus B. iron
C. magnesium D. calcium.
10. The Monarch butterfly's milkweed diet
A. provides strength for long, migratory flights
B. protects it from enemies
C. is largely responsible for its brilliant coloration
D. is a basic ingredient in pollination.

ANSWERS ON PG. 15 ►

MATCHING MEETING PERIODS WITH THEMES

BY WARREN BEBOUT



Tired of doing research trying to match up meeting periods with meeting themes? Can't seem to find the right meeting period items to fit in with a theme? Having trouble finding material to use where you need it? Well, your troubles are over, for at least six months. Here are enough meeting themes with matching meeting period references to last at least that long. By that time you should be able to come up with your own.

Some items, especially program features, have good references at your local library. Other topics may be available at the local bookstore. Here is a list of subjects and their references and where they can be found. This will keep you busy for a while.

FEATURES

References

- 1. LASHING**
Adventures in Camping handbook—Pages 67-71
Trailblazer Handbook—Page 139
BSA Fieldbook—Pages 100-111
- 2. COMPASS**
Adventures in Camping handbook—Pages 96-112
Trailblazer Handbook—Page 136
BSA Fieldbook—Pages 20-25
- 3. FIRE BUILDING**
Adventures in Camping handbook—Pages 8-16
Trailblazer Handbook—Pages 125, 126
BSA Fieldbook—Pages 112-123
Boy Scout Handbook—Pages 288-304
- 4. FIRST AID**
American Red Cross ▶

- textbook
Adventures in Camping handbook—Pages 38-43
BSA Fieldbook—Pages 241-269
Trailblazers Handbook—Pages 125, 126
- 5. ADVANCEMENT**
Royal Rangers Awards and Recognition Book boys R.R. handbooks
Advancement Book by Warren Bebout
- 6. TOOLCRAFT**
Adventures in Camping handbook—Pages 18-31
Trailblazer Handbook—Pages 142, 143
BSA Fieldbook—Pages 67-83
- 7. NATURE STUDY**
Adventures in Camping handbook—Pages 137-141
Trailblazer Handbook—Pages 134, 135
BSA Fieldbook—Pages 335-339
Trees of North America Golden Press, N.Y.
Wild Edible Plants of the Western United States Naturgraph Publishers
Nature Study Book (Vol. 1) by Warren Bebout
- 8. CAMP COOKING**
Adventures in Camping handbook—Pages 33-36
Trailblazer Handbook—Page 123
BSA Fieldbook—Pages 126-189
BSA Boy Scout Handbook—Pages 305-330
BSA Wolf Cub Scout Book—Pages 160-163
Camp Menus Book by Warren Bebout
- 9. WATER-PROOFING MATCHES**
BSA Fieldbook—Page 550
Program Feature on this by Warren Bebout
- 10. SURVIVAL KITS**
Adventures in Camping handbook—Pages 132, 133
BSA Fieldbook—Page 550
Wilderness Survival Techniques Book by Warren Bebout—Page 34
- 11. TENT PITCHING**
Adventures in Camping handbook—Pages 82, 83
BSA Fieldbook—Pages 52-55
- 12. CITIZENSHIP**
Trailblazer Handbook—Pages 122, 123
- Summer 1976 issue of *Dispatch*—Page 11
- 13. COLLECTIONS**
Fall 1983 issue of *High Adventure*—Pages 9, 10
Have your boys share their collections.
Invite a speaker who has an unusual collection.
- 14. WEATHER STUDY**
Trailblazer Handbook—Pages 143, 144
BSA Fieldbook—Pages 503-511
Invite a weatherman as a speaker.
- 15. INDIAN LORE**
Trailblazer Handbook—Page 132
Spring 1979 issue of *Dispatch*—Page 10
BSA Bear Cub Scout Handbook—Pages 52-54
BSA Wolf Cub Scout Handbook—Pages 128-132
Indian Crafts and Lore by Ben Hunt Golden Press, N.Y.
- 16. BIRD STUDY**
Trailblazer Handbook—Pages 115, 116
BSA Fieldbook—Pages 448-463
Birds of North America Golden Press
Wolf Cub Scout Handbook—Pages
- 142-147
- 17. ASTRONOMY**
Trailblazer Handbook—Pages 111, 112
BSA Fieldbook—Pages 513-529
- 18. FISHING**
Trailblazer Handbook—Page 126
BSA Fieldbook—Pages 431-433
BSA Troop Activities—Pages 23-27
- 19. GEOLOGY**
BSA Fieldbook—Pages 495-501
BSA Webelos Scout Handbook—Pages 117-125
Gems and Minerals of America Book by Jay Ransom
- 20. WILDLIFE STUDY**
Trailblazer Handbook—Page 146
BSA Fieldbook—Pages 465-479
- 21. INSECT COLLECTING**
Summer 1979 issue of *Dispatch*—Pages 7-9
Summer 1981 issue of *High Adventure* magazine—Page 12
Spring 1979 issue of *Dispatch*—Pages 5-9
- 22. HIKING**
Royal Rangers Outpost Activities Book—Page 21, No. 3, also Pages 86, 87
BSA Fieldbook—



- Pages 5-13
- 23. WILDERNESS SURVIVAL TECHNIQUES**
Adventures in Camping handbook—Pages 132-144
Fall 1979 issue of *Dispatch*—Page 14
by Warren Bebout
BSA Fieldbook—Pages 301-333
Wilderness Survival Techniques (Vol. I) by Warren Bebout
Winter 1977-78 issue of *Dispatch*—Pages 5-8
- 24. RESCUE**
Royal Rangers Outpost Activities Book—Page 22, No. 6
Spring 1982 issue of *High Adventure* Pages 3, 4
BSA Fieldbook—Pages 212-215, 228, 229, 299
- 25. ROPECRAFT**
Adventures in Camping handbook—Pages 59-63
Royal Rangers Outpost Activities Book—Page 84
No. 44 by Warren Bebout
Winter 1980-81 issue of *Dispatch* Pages 12, 13
BSA Fieldbook—Pages 84-99
BSA "Knots and How To Tie Them"
Knot and Splices

- Book ARC Books, Inc. N.Y.
- 26. MAP AND COMPASS**
Summer 1983 issue of *Dispatch*—Pages 12-14
Summer 1982 issue of *Dispatch*—Pages 12, 13, 15
Adventures in Camping handbook—Pages 113-124
BSA Fieldbook—Pages 15-31
BSA Boy Scout Handbook—Pages 128-139
- 27. MARVELS OF NATURE**
Fall 1980 issue of *High Adventure* magazine—Page 11
Summer 1979 issue of *High Adventure* magazine—Page 14
- 28. HANDCRAFTS**
Summer 1975 issue of *High Adventure*—Page 14
Handcrafts Projects Book (Vol. I) by Warren Bebout
Fall 1975 issue of *High Adventure*—Page 2 by Warren Bebout
Winter 1976-77 issue of *High Adventure*—Page 14 by Warren Bebout
Winter 1972-73 issue of *High Adventure*—Page 13 by Warren Bebout
- 29. WINTER CAMPING**
Winter 1976-77 issue of *High Adventure*—

- Page 6
Winter 1973-74 issue of *High Adventure*—Page 14
BSA Fieldbook—Pages 289-298
- 30. FCF**
Frontiersmen Camping Fraternity Handbook
Autumn 1975 Issue of *High Adventure*—Pages 6, 7
Frontier Crafts and Skills Book (Vols. I, II, & III) by Warren Bebout

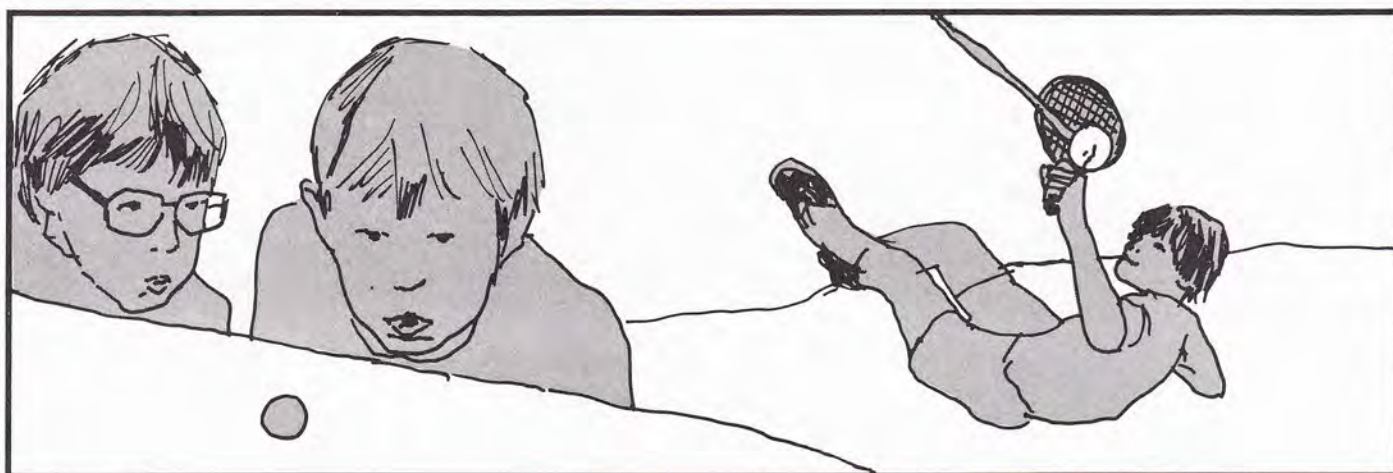
- Games Book* by Warren Bebout (Vol. 1) Page 63
- "Metal Match Race"**
Royal Rangers Outpost Activities Book—Page 109, No. 30
- "Fire by Friction"**
Royal Rangers Outpost Activities Book—Page 109, No. 29
- "String Burning"**
Royal Rangers Outpost Activities Book—Page 109, No. 31, also in June-July-Aug. 1969 issue of *Dispatch*—page 8
- "Stretcher Relay Race"**
Royal Rangers Outpost Activities Book—Page 109, No. 33; also in Mar.-Apr.-May 1973 issue of *Dispatch*—Page 15
- "First Aid Relay"**
Royal Rangers Outpost Activities Book—Page 110, No. 44
- "RR Code Game"**
Summer 1974 issue of *Dispatch*, Page 13
- "RR Code Word Jumble"**
Recreation Guide to Games Book (Vol. II) by Warren Bebout

GAMES

References

- "Circle Knot Race"**
Recreation Guide to Games Book by Warren Bebout—Page 64 (Vol. 1)
- "Knot Tying Relay Race"**
Dec.-Jan.-Feb. 1972-73 issue of *Dispatch*—Page 14
- "Rope Bridge Race"**
Royal Rangers Outpost Activities Book—Page 110, No. 36
- "Blind Man Compass Walk"**
Royal Rangers Outpost Activities Book—Page 109, No. 27
- "Compass Change"**
Recreation Guide to

continued on page 10 ►





Y O U R O U T P O S T P L A N N I N G G U I D E

JUNE

WEEK 1: Plan an **outpost swim** at the nearest rentable pool or swimming hole. Use all safety precautions as prescribed in First Aid. Employ the "Buddy System" at all times. Teach and use the Eight Point safety check.

WEEK 2: Teach **citizenship** through proper respect to our flags. Use Flag Day theme as a kickoff to inspect all outpost flags, standards, and

banners. Check positioning of flags in church sanctuary. Hold practice sessions in presentation of colors, raising and lowering, and proper folding and storage.

WEEK 3: Stress the importance of **Christian family life**. Father's Day should be a great opportunity to plan a Father-Son cookout, hike, or camp-out. Ask the pastor for time Sunday morning to honor the fathers. A

craft item made of wood or leather would be especially impressive.

WEEK 4: Teach the boys **fishing techniques** and tips on fishing gear. Plan a trip to the river, lake, or seashore and give the fellows some angling experience. If boats or canoes are used, be sure they are safely and properly supervised.

JULY

AUGUST

WEEK 1: Review the **outpost structure** and each person's role. Since Independence Day falls during this month, emphasize patriotism and good citizenship.

WEEK 2: Emphasize planning and preparation and needs of an **exploration trip**. Plan to explore the nearest forest, ravine, or cave. Boys of all ages are adventuresome. You can make the event more exciting by adding compass and map, search and rescue, and First Aid procedures. Added interest can be work on advanced awards.

WEEK 3: Explain the importance of **Christian service** in Royal Rangers. Compile a list of worthwhile service projects for the outpost or church. These could include cleaning the church closets, mowing the lawn, trimming the shrubs, or paint up and fix up. Work with your pastor on this to establish priorities.

WEEK 4: Emphasize the value of **nature study**. Plan a **nature hike**. Select an area of special interest for the outpost which might include variety in vegetation and wildlife. Encourage boys to take their respective handbooks along for possible advancement completions. Look for edible plants and wild fruits.

WEEK 5: Plan to **invite parents** and other family members. The outpost should be in Class A uniform if at all possible. Plan displays and demonstrations which will show the activity of outpost. Make an effort to advertise properly.

WEEK 1: Explain the importance of **outdoor recreation**, then plan a **field day**. Plan for relay races, sack races, rope pulls, tire jumps, and pole climbs. Log rolling, throwing contests, and jumping can be added with minimal effort. Make it a day for the boys to remember for exercise and fresh air.

WEEK 2: Review the basics of **good camping**. Plan for an overnight before the weather begins to turn cooler in your area. Assign each patrol certain responsibilities. Call it the "Last Rose of Summer" camp-out. Complete your detail planning with a council fire and an opportunity for unsaved boys to find Christ.

WEEK 3: Emphasize **good trip planning**. Plan a tour of your nearest zoo or amusement park. Check in advance for group ticket rates. Be sure such details as parental consent and outpost insurance are taken care of.

WEEK 4: Review summer activities and plan a **Back-to-school Roundup**. Launch your fall enlistment campaign with the school theme. Encourage the bringing of visitors to outpost meetings. Have your materials ready to instruct new boys how to become recruits. Offer rewards for each new boy who enlists. Round up the strays. Get ready for recharter.

MATCHING MEETING PERIODS WITH THEMES

(Continued from page 7)

“Wood Chop Relay”

Royal Rangers
Outpost Activities
Book—Page 104,
No. 3

“Nail Drive Contest”

Royal Rangers
Outpost Activities
Book—Page 105,
No. 6

“Rattlesnake Swat”

Royal Rangers
Outpost Activities
Book—Page 29, No.
25

“Tree Tag”

Royal Rangers
Outpost Activities
Book—Page 110,
No. 40

“Plant Recognition”

Royal Rangers
Outpost Activities
Book—Page 31, No.
45

“Burnt Offerings”

Autumn 1976 issue
of *Dispatch*—Page
11

**“The Safety
Matches”**

Found in Dec.-Jan.-
Feb. 1972-73 issue
of *Dispatch*—Page
10

“Matches”

Royal Rangers
Outpost Activities
Book—Page 49, No.
13; also in June-July-
Aug. 1971 issue of
Dispatch—Page 4

**“Staying Close to
the Master
Ranger”**

Royal Rangers
Outpost Activities
Book—Page 49, No.
12

“Your Survival Kit”

Found in the Sept.-
Oct.-Nov. 1972 issue
of *Dispatch*—Page 7
by Warren Bebout

**“The Camel and the
Tent”**

Winter 1978 issue of
Dispatch—Page 7

“Citizenship in

Heaven”

Winter 1975-76 issue
of *Dispatch*—Page
11

**“A Loose Road
Sign”**

June-July-Aug. 1967
issue of *Dispatch*—
Page 4

“Collecting Things”

See the Dec.-Jan.-
Feb. 1967-68 issue
of *Dispatch*
magazine—Page 5

“Thunderstorms”

See the Dec.-Jan.-
Feb. 1973-74 issue
of *Dispatch*
magazine—Page 10

“Arrows”

Dec.-Jan.-Feb. 1972-
73 issue of
Dispatch—Page 10

“The Chief Rock”

Mar.-Apr.-May 1973
issue of *Dispatch*—
Page 11

**“Straight as an
Arrow”**

June-July-Aug. 1972
issue of *Dispatch*—
Page 9

**“Indians and the
Great Spirit”**

Mar.-Apr.-May 1965
issue of *Dispatch*—
Page 6

**“Indians on the
Move”**

Sept.-Oct.-Nov. 1965
issue of *Dispatch*—
Page 4

“The Indian Battle”

Sept.-Oct.-Nov. 1968
issue of *Dispatch*—
Page 7

“Flapping Wings”

Mar.-Apr.-May 1971
issue of *Dispatch*—
Page 4

**“The Eagle Who
Waited Too
Long”**

Devotions for Boys—
Page 7

“Be Like an Eagle”

Devotions for Boys—
Page 25

“A Star To Follow


June-July-Aug. 1970
issue of *Dispatch*—
Page 4


“Shooting Stars”

Autumn 1976 issue
of *Dispatch*—Page 9

**“Nature Scavenger
Hunt”**

*Recreation Guide to
Games Book (Vol.*





l)—Page 64 by Warren Bebout

“Soda Cracker Relay”

Royal Rangers Outpost Activities Book—Page 27, No. 2

“Vittles Race”

Royal Rangers Outpost Activities Book—Page 108, No. 18

“Potato Race”

Royal Rangers Outpost Activities Book—Page 27, No. 4; also in *Recreation Guide to Games Book* by Warren Bebout—Page 6

“Paper Plate Sail”

Summer 1976 issue of *Dispatch*—Page 15

“Hot Potato”

Sept.-Oct.-Nov. 1968 issue of *Dispatch*—Page 8

“Slit the Match”

Royal Rangers Outpost Activities Book—Page 100, No. 35

“Survival”

Royal Rangers Outpost Activities Book—Page 110, No. 43

“Tent-Peg Relay”

Royal Rangers Outpost Activities Book—Page 104, No. 2; also in Mar.-Apr.-May 1971 issue of *Dispatch*—Page 8

“Tent Pitching Relay”

Recreation Guide to Games Book by Warren Bebout—Page 63

“Tent Building Race”

Royal Rangers Outpost Activities Book—Page 109, No. 25; also in Sept.-Oct.-Nov. 1971 issue of *Dispatch*—Page 14

“Red Light—Green Light”

Found in June-July-Aug. 1972 issue of *Dispatch*—Page 8
Hold a house-to-house

“Scavenger Hunt”

Make a list of items each boy is to collect. Try to make some lists different. Give each boy a paper sack and time this event.

“Ping Pong Blow”

See Summer 1974 issue of *Dispatch*—Page 13

“Indian Chief”

Dec.-Jan.-Feb. 1971-72 issue of *Dispatch*—Page 14

“Indian Wrestling”

Summer 1975 issue of *Dispatch*—Page 14

“Indian Leg Wrestling”

Summer 1974 issue of *Dispatch*—Page 14, by Warren Bebout

“Sleeping Indian”

BSA Scoutmaster's Handbook—Page 420

“Bird Hunt”

Recreation Guide to Games Book by Warren Bebout—Page 69

“Duck on a Rock”

Recreation Guide to Games Book by Warren Bebout—Pages 4, 5

“Duck Walk Race”

Dec.-Jan.-Feb. 1971-72 issue of *Dispatch*—Page 15

“Fan the Fish”

Royal Rangers Outpost Activities Book—Page 24, No. 7

“Casting Into Targets”

BSA Troop Activities—Page 27

“Catch the Fish Tail”

Recreation Guide to Games Book by Warren Bebout—Page 17

“Netting the Fish”

Recreation Guide to Games Book by Warren Bebout—Page 49

“Eat the Fishtail”

Recreation Guide to Games Book by Warren Bebout—Page 70

“Stepping Stones”

Autumn 1974 issue of *Dispatch*—Page 15

“Squirrel in a Box”

June-July-Aug. 1973 issue of *Dispatch*—Page 14

“Feather Relay”

Summer 1976 issue of *Dispatch*—Page 15

“Catch the Hare”

Sept.-Oct.-Nov. 1965 issue of *Dispatch*—Page 7

“Unseat the Crow”

Sept.-Oct.-Nov. issue of *Dispatch*—Page 7

“Squirrel Tails”

Mar.-Apr.-May 1971 issue of *Dispatch*—Page 8

“The Feather Game”

Dec.-Jan.-Feb. 1970-71 issue of *Dispatch*—Page 8

“Cootie Game”

Recreation Guide to Games Book (Vol. II) ▶

- by Warren Bebout
"Shoe Scramble"
Royal Rangers Outpost Activities Book—Page 28, No. 10
- "Tracking the Wolf"**
Royal Rangers Outpost Activities Book—Page 110, No. 37
- "Survival"**
Royal Rangers Outpost Activities Book—Page 110, No. 43
- "Prisoner's Base"** *Recreation Guide to Games Book (Vol. 1) Page 3*
 by Warren Bebout
- "Knot Tie Relay"**
Royal Rangers Outpost Activities Book—Page 31, No. 43
- "One Hand Bowline"**
Royal Rangers Outpost Activities Book—Page 111, No. 49
- "Knot Game"**
 Winter 1977-78 issue of *Dispatch—Page 10*
- "Knot Step Contest"**
 Winter 1977-78 issue of *Dispatch—Page 10*
- "Bowline/Sheet Bend Draw"**
Recreation Guide to Games Book (Vol. 1)—Page 64 by Warren Bebout
- "Compass Relay"**
 Autumn 1976 issue of *Dispatch—Page 13*
- "Compass Contest"**
 Winter 1977-78 issue of *Dispatch—Page 10*
- "Plant Identification Hunt"**
Royal Rangers Outpost Activities Book—Page 110, No. 38
- "Nose Your Plants"**
Royal Rangers Outpost Activities Book—Page 111, No. 46
- "Airport"**
Royal Rangers Outpost Activities Book—Page 30, No. 39
- "Artist at Work"**
Royal Rangers Outpost Activities Book—Page 30, No. 37
- "Tent Pitching Race"**
Royal Rangers Outpost Activities Book—Page 109, No. 25
- "Tent-peg Relay"**
Royal Rangers Outpost Activities Book—Page 104, No. 2
- "Frontier Stalker"**
Royal Rangers Outpost Activities Book—Page 31, No. 44
- "Walk the Log"**
Royal Rangers Outpost Activities Book—Page 31, No. 47
-
- DEVOTIONS**
- References
- "Rope Strength"**
Royal Rangers Outpost Activities Book—Page 52, No. 24; also in Summer 1974 issue of *Dispatch—Page 11*
- "Rope to Safety"**
 Mar.-Apr.-May 1968 issue of *Dispatch—Page 4*
- "Wrong Directions"**
 Dec.-Jan.-Feb. 1972-73 issue of *Dispatch—Page 11*
- "The Compass Plant"**
Royal Rangers Outpost Activities Book—Page 47, No. 6; also in June-July-August 1969 issue of *Dispatch—Page 4*
- "Spiritual Compasses"**
Royal Rangers Outpost Activities Book—Page 48, No. 11; also in Mar.-Apr.-May 1970 issue of *Dispatch—Page 7*
- "Pulled Out of the Fire"**
 Autumn 1976 issue of *Dispatch—Page 11*
- "Anatomy of a Fire"**
 Winter 1974-75 issue of *Dispatch—Page 9*
- "Aflame for Christ"**
 Dec.-Jan.-Feb. 1973-74 issue of *Dispatch—Page 12*
- "Fire"**
Royal Rangers Outpost Activities Book—Page 54, No. 33
- "Fire Burns"**
 Sept.-Oct.-Nov. 1965 issue of *Dispatch—Page 4*
- "Meaning of the Pledge"**
 Winter 1974-75 issue of *Dispatch—Page 12*
- "Characters Like the Code"**
Royal Rangers Outpost Activities Book—Page 53, No. 39
- "Will You Be Ready?"**
Royal Rangers Outpost Activities Book—Page 51, No. 18; also in Dec.-Jan.-Feb. 1972-73 issue of *Dispatch—Page 12*
- "Ready"**
Royal Rangers Outpost Activities Book—Page 46, No. 2
- "Sword of the Spirit"**
Royal Rangers Outpost Activities Book—Page 54, No. 31
- "God's Tools"**
Commanders Devotion Guide Book (Vol. I) by Warren Bebout—Pages 21, 22
- "The Fruitless Tree"**
 Summer 1974 issue of *Dispatch—Page 11*
- "What Killed the Elm?"**
Royal Rangers Outpost Activities Book—Page 47, No. 5; also in Sept.-Oct.-Nov. 1969 issue of *Dispatch—Page 5*
- "Miracle of the Tree"**
Royal Rangers Outpost Activities Book—Page 50, No. 17; also in Dec.-Jan.-Feb. 1971-72 issue of *Dispatch—Page 11*
- "The Oak Tree"**
 Winter 1975-76 issue of *Dispatch—Page 10*
- "Destruction of Nature"**
 Sept.-Oct.-Nov. 1973—Page 11
- "Only God Can Make a Tree"**
 Sept.-Oct.-Nov. 1968 issue of *Dispatch—Page 5* by Warren Bebout
- "Stars"**
 Mar.-Apr.-May 1966 issue of *Dispatch—Page 15*
- "Counting Stars"**
 Fall 1979 issue of *Dispatch—Pages 7, 8*
- "Hooked?"**
 Sept.-Oct.-Nov. 1971 issue of *Dispatch—Page 5*
- "Don't Get Hooked"**
 Mar.-Apr.-May 1966 issue of *Dispatch—Page 5*
- "Fish Bait"**
 Sept.-Oct.-Nov. 1971 issue of *Dispatch—Page 11*
- "Prayer of a Fisherman"**
 Mar.-Apr.-May 1968 issue of *Dispatch—Page 6*
- "Ugly Stones"**
 Fall 1975 issue of *Dispatch—Page 9*
- "Rocks"**
 Dec.-Jan.-Feb. 1967-



**“Strength in
Togetherness”**
*Commanders
Devotion Guide Book
(Vol. I) by Warren
Bebout—Pages 31-
33; also in Summer
1978 issue of
Dispatch—Page 8*

**“A Knot Or
Nothing”**
*Royal Rangers
Outpost Activities
Book—Page 47, No.
5*

**“The Midnight
Climb”**
*Winter 1975 issue of
High Adventure
magazine—Pages
12, 13*

**“Our Lives as a
Compass”**
*Winter 1977-78 issue
of Dispatch—Page
12*

**“The Miracle of the
Tree”**
*Royal Rangers
Outpost Activities
Book—Page 50, No.
17*

“No Two Alike”
*Devotional Guide for
Commanders (Vol. I)
by Warren Bebout*

**“You Are a
Handmade
Vessel”**
*Devotion Guide for
Commanders Book
(Vol. II) by Warren
Bebout*

“God’s Handiwork”
*Devotion Guide for
Commanders Book
(Vol. I) by Warren
Bebout*

“Fire”
*Royal Rangers
Outpost Activities
Book—Page 54, No.
33*

**“The Midnight
Climb”**
*Winter 1975 issue of
High Adventure—
Pages 12, 13*

“Making Tracks”
*Royal Rangers
Outpost Activities
Book—Page 54, No.
34 ★*

68 issue of
Dispatch—Page 4

“A New Creation”
*Mar.-Apr.-May 1973
issue of Dispatch—
Page 10*

“Blind as a Bat”
*Summer 1976 issue
of Dispatch—Page
14*

**“Caterpillar That
Grows Into a
Tree”**
*Dec.-Jan.-Feb. 1973-
74 issue of
Dispatch—Page 9*

“White Squirrels”
*Royal Rangers
Outpost Activities
Book—Page 52, No.
25; also in Dec.-Jan.-
Feb. 1973-74 issue*

*of Dispatch—Page
11*

“Making Tracks”
*Sept.-Oct.-Nov. 1973
issue of Dispatch—
Page 9*

“Fireflies”
*Sept.-Oct.-Nov. 1973
issue of Dispatch—
Page 10*

**“Grasshoppers
Defeated”**
*June-July-Aug.
1968—Page 6*

**“The Grasshopper
That Started a
War”**

*Devotions For
Boys—Page 6*

“Knowing the Trail”
*Royal Rangers
Outpost Activities*

*Book—Page 50, No.
16*

“Talking Shoes”
*Royal Rangers
Outpost Activities
Book—Page 51, No.
19*

“Making Tracks”
Page 54, No. 34

“Your Survival Kit”
*See Sept.-Oct.-Nov.
1970 issue of
Dispatch—Page 7 by
Warren Bebout*

**“The Great Escape
Artist”**
*Devotions for Boys
—Page 38*

“His Own Rope”
*Dec.-Jan.-Feb. 1966-
67 issue of
Dispatch—Page 5*

ALLERGY WARFARE

BY FORGEY & MEUNINCK

Your body's department of defense is waging an all out global guerrilla war.

The invaders called allergens take the form of pollen, animal dander, dust, insect venom, drugs, and just about everything else. They gain access to your organ systems via the mouth, nose, and skin. Your body, in turn, reacts to the allergen's presence with extreme prejudice. The ensuing chemical warfare affects you for the rest of your life. Unspent antibodies, activated for battle, hang around your body for years. Sometime later, upon subsequent allergen invasions, these veteran antibodies overreact flooding you with histamines. Your skin may erupt in blisters. Your sinuses may congest. You cough, wheeze, and sneeze. And the only relief may be from a dose of the appropriate antihistamine.

In the outdoors you are most susceptible to allergens from five sources: pollen, animal dander, insect stings, and plant induced dermatitis.

POLLEN clouds emitted from pine trees descend on the allergy victims from February through March. Broadleaf trees like oak and elm attack you with pollen from April through June. Grass pollens: timothy, quack grass, foxtail, and the rest, begin releasing pollen in May . . . by the end of June the air over dry windswept fields is carrying as much as 100 pollen grains per cubic foot. Then in August, September, and October the onslaught continues with ragweed as public enemy number one.

By carefully observing what months your allergies are most active you can begin to identify the culprits that are causing the problem. Of course, it's not always that easy . . . one out of ten of us is affected across the board without regard to the sea-

son. Over-the-counter drugs like Chlor-Trimeton can provide you with relief but frequently a prescription drug will be necessary. Recent medical research has developed a family of steroid drugs that do not have the harmful effects of steroids. Your doctor can prescribe what is best for you.

ANIMAL DANDER is perhaps the most unfair group of allergen agents. Through no fault of their own your dog, cat, or horse may be making your life miserable. If you are having allergic reactions from your animal friends you can eliminate the allergen without eliminating the animal. Of course, the dog or cat will have to live outdoors with the horse. And upon returning from field trials or a day in the saddle—leave your clothes outside (occasionally an embarrassing act when you have unexpected guests). Skip quickly into the shower and shampoo . . . what is left of the animal dander will go swirling down the drain.

Most allergic reactions are more intense while you try to sleep. By trapping and eliminating allergens from your home—night hours can be spent more productively "sawing logs." To help sanctify your sleeping quarters cover your mattress in plastic thereby controlling the growth of mites. Dehumidify the air to check the growth of molds. Use a water bath vacuum cleaner to keep dust from blowing back into the room. Remove duck quill pillows and put your goose down sleeping bag in a garage sale. Buy a sleeping bag stuffed with new generation synthetic insulators like Holofill II or various other dacron polyester mixtures.

INSECT STINGS can cause serious reactions to hypersensitive victims. Anaphylactic shock can be life threatening. If

members of your party have a history of severe reactions to stings be prepared to save their lives. In severe cases a direct intramuscular injection of adrenaline may be necessary. Before any extended outdoor excursion always query your companions as to their susceptibility to insect stings.

PLANT INDUCED DERMATITIS is most frequently caused by members of the cashew family: poison ivy, poison oak, and poison sumac. Skin contact with the black enamel-like resin from these plants begins the following chain of events: For approximately 24 hours the resin allergen is transferred to other parts of your body by your hands. Skin eruptions appear on the second day wherever the allergen has made contact. The dermatitis does not spread from the oozing blisters.

The most severe reactions occur when the victim is engulfed in smoke from burning these noxious plants.

An immediate shower after contact with poisonous plant resins often scrubs the disease. Short term immunity is sometimes obtained from oral doses or intramuscular injections of desensitizing chemicals. Alas, this cure can sometimes cause reactions worse than the disease.

The best prevention is proper identification and avoidance. Your local bookstore or library has many field guides with descriptions and illustrations of these nefarious plants.

Naturally occurring allergens are only surpassed in toxicity by man-made chemicals: seeped into our ground water and pumped into our air. The implications of this more complex problem have us wondering hopefully, yet perched like dominoes spread around the world.



DON'T PANIC

CONTINUED FROM PG. 2



“As my pack and frame dug into the dirt, there was an odd crunching sound in my right foot.”

cross. As I turned, I felt my feet slip on some loose pebbles, but I couldn't stop. I was sliding down the hill toward the stream.

“If you fall going up a hill, throw yourself forward. If you fall going down a hill, lean back.” I remembered the lesson, and leaned back over my pack, trying to stop with my feet. As my pack and frame dug into the dirt, there was an odd crunching sound in my right foot. The pain that shot up my leg took my breath, and I gasped for air, waving frantically at the people who had begun to gather around me. They took off my pack and helped me back to the trail where Sam

looked at my foot. I could put weight on it, so he pronounced it a sprain. He took my pack, and we set off.

The rest of the group soon left me behind with Sam trying to maintain visual contact with me and the group. When I finally made it into the shallow ravine where we were to camp, the tents had been pitched and supper was on the fire.

I didn't eat. I crawled into my tent where one of the other students in the group helped me take my boots off. I got into my sleeping bag and cried. In the distance, I could hear the others talking softly, but I felt very alone.

I prayed silently. “God, please help me through this. I can't make it alone.”

I didn't sleep much, but when I awoke the next morning, I discovered why one of the first rules of winter camping is to change your socks. During the night, the sweat from the previous day's walking had formed a thin layer of ice on my feet. My socks crunched as I struggled into my boots. I crawled out of the tent and tested my foot. It still hurt, but the swelling was down, and I could put more weight on it. It was still going to be slow, however, and I proposed to Sam that I start ahead of the group. He agreed, and I started the slow climb out of the ravine while the others broke camp.

It is amazing how quickly a trail that is perfectly visible in the dim light of dusk can disappear in bright sunlight.

I took another deep breath. Glancing around, I still could not see a trail, so I eased down on a nearby log. I was lost, hurt, and without supplies. I began to wonder what would happen if I had to spend the night alone. I conjured up the worst possibilities, and I lost faith in the few wilderness skills I knew.

“God, let them find me instead.”

Around me, the trees began to stir. The pines whispered softly, as a few dead leaves that clung to their bare companions rustled. The breeze was cool, but the sky was a clear deep blue, and the sun was warm. A couple of birds traded calls, and in the distance, I could hear a squirrel madly

gnawing on some winter storage. One of the chirping birds left the safety of the tree and landed a few feet from me in a spot where the snow had melted. It looked at me a moment with its head cocked to the left. Then it took off in a burst of scattered leaves. I looked for it among the branches, but it was gone.

So was my fear. My foot still hurt, but the panic that had tried to overwhelm me had disappeared.

“Don't panic. . . .”

Until that moment, I had never understood the full meaning and power of that phrase. None of the wilderness lessons I had or would ever learn brought me the comfort that I felt on that wintery hillside. I was lost, hurt and without supplies, but not alone.

“Thank you,” I said aloud.

I pushed myself up off the log. It was time to look for that trail again. I was making a slow circle away from my log when I noticed two heads bobbing up the side of the hill. I waved. They stopped, surprised to see me. Tom and Bill, members of my group, had decided to take one of the alternative routes around the falls. I was less than 20 feet from the trail!

Tom and Bill patiently escorted me as I hobbled the remaining five miles of the trail. We were the last to arrive back at the cars, over an hour behind everyone else. Sam was indeed about to call out the rangers. We all piled into the cars, tired and ready to return to hot baths and fast food. It was not yet noon.

My ankle was broken, and my doctor told me that the ice on my foot had stopped the swelling. Otherwise, I would not have been able to put on my boot. It was a fortunate mistake. Two days later, when I propped the cast up on a chair in a restaurant, a friend said, “At least you got a great story to tell.”

She was right, and I will tell it to anyone who will listen. It's a wilderness adventure of excitement, pain and fear. And of an everlasting comfort.

“Be ye not afraid. . . .” ★

ANSWERS TO UNUSUAL NATURE FACTS

from page 4

1. C
2. B.
3. D.
4. D. The substance crystallizes into a hard cover.
5. A.
6. C.
7. C.
8. A.
9. D.
10. B. The plant, which produces heart poisons, makes the Monarch a noxious and potentially lethal mouthful to cattle, birds, and other vertebrates.



“THEY'RE RATED AS THE BEST DRIVER TRAINING SCHOOL AROUND.”

A PROGRAM OR A MINISTRY?

BY PHIL WAYMAN

**“He said, ‘You and I are in competition.’
‘How’s that?’
He said, ‘I’m a Boy Scout leader and you’re a Royal Rangers commander.’”**

One day last winter I was invited to a church in North Seattle to introduce the Royal Rangers to a group of men. On the way home that evening I stopped at a store to shop for groceries. A gentleman in the meat market recognized me and greeted me. I stopped to chat a little with him. He was a fine Christian whom I admired as a brother in the Lord. He said to me, “What brings you up here to our store?”

I replied, “I’ve been up to a church here talking about Royal Rangers.”

He said, “You and I are in competition.”


“How’s that?”

He said, “I’m a Boy Scout leader and you’re a Royal Rangers commander.”

I replied in a flash, “We’re not in competition; you’re in a program and I’m in a ministry.”

It is the spiritual dimension of Royal Rangers that sets apart this vital boys group as a ministry. Advancements up the Ranger trail involve advancements in the spiritual life as well. If you study the advancements at the various age levels, you will discover a great emphasis on knowledge of the Bible and church. This *must* become a vital part of the boy’s life if he is to excel as a Royal Ranger.

Webster’s dictionary defines the word program as “a plan of procedure.” This, of course, applies to Royal Rangers, but it is also a ministry. Ministry is defined as “the act of minister-



ing or giving service as a minister of religion.”

Jesus said, “Whosoever will be great among you, let him be your minister; and whosoever will be chief among you, let him be your servant; Even as the Son of Man came not to be ministered unto, but to minister, and to give His life a ransom for many.”

Many of you commanders remember the commitment you made at the NTC Council Fire when you threw your fagot into the fire and dedicated your life in ministry to boys. This certainly

meets the qualifications Jesus gave for ministry as typified by His own life given for the service of many.

Program (plan of procedure) will wear you out. Ministry will lift you up because Jesus promised that He would give power after the Holy Spirit comes upon us. Commander, you need to believe in God for the strength and courage to meet the demands of your ministry. You can stand tall in the sight of God as you give your life in service to the greatest in the kingdom, our boys.★