

# High Adventure

LEADERS EDITION

A ROYAL RANGERS MAGAZINE  
FOR BOYS

WINTER 1990-91

Are You  
*Ready?*


- 1990 International Camporama
- Ready Rangers . . .
- How Do You Pray?



Page 4



Page 7



Page 8



Page 12

Cover model is Royal Ranger Jared Willard—Outpost 5, Praise A/G, Springfield, Mo.  
Cover Photo by Melvin Snyder

HIGH ADVENTURE

# HIGH ADVENTURE

WINTER 1990-91

Ready Rangers . . .

6

How Do You Pray?

7

Hiking the Missions Trail

8

Major Bummer

10

*Season's Greetings!*



Photo by Melvin Snyder

Nat. Royal Rangers Staff: Standing (l-r): Richard Schoonover, Paul Stanek, Ken Hunt, Ralph Glunt, Marshall Bruner. Seated (l-r): Phyllis Dodson, Donna Jester.

**HIGH ADVENTURE STAFF:**

Ken Hunt, Director of Publications; Marshall Bruner, Editor; Larry Bangle, Art; Ron Day, Layout

**NATIONAL COMMITTEE:**

Silas Gaither, Ken Riemenschneider, Ken Hunt, Paul Stanek

**HIGH ADVENTURE**—Volume 20, Number 3 ISSN (0190-3802) published quarterly by Royal Rangers, 1445 Boonville Avenue, Springfield, MO 65802. Subscription rates: single subscription \$1.75 a year; bundle (minimum of five subscriptions, all mailed to one address) \$1.50 a year. Copyrighted 1990 General Council of the Assemblies of God, Inc., Gospel Publishing House. Printed in USA. Second-class postage paid at Springfield, Mo., and at additional offices. POSTMASTER: Send address changes to High Adventure, 1445 Boonville, Springfield, MO 65802.

MEMBER  EVANGELICAL PRESS ASSOCIATION



Photos by Paul Wharton →



# The Plight on Pike Mountain



By Debora J. McKinney

**R**eece poured the last swallow of warm water from his canteen into his parched mouth. He let it lie there for a few seconds, then slowly let it trickle down his throat. It did little to satisfy his horrible thirst. *Great! That's the end of the water,* Reece said to himself.

Nearly 2 days ago Reece and his grandfather, Noel, had driven into the mountains for an all-day hike. They had taken an old, remote miner's trail that led them through rough terrain, and the front axle had broken on the aged jeep.

The two had had no choice except

to backtrack on foot. But because of all the old trails crisscrossing one an-

---

*"Grandpa, are we going to die?" asked Reece in a quiet voice.*

---

other, Reece and Noel had become hopelessly lost. Finally, in desperation, they climbed to the top of a large cliff to search for a pathway home.

Reece's attention turned back to his

grandfather to see if he was having any luck. Noel's large hands were shielding his eyes from the glare of the setting sun as he scanned the horizon. In an exasperated gesture Noel dropped his hands to his side. Reece's hopes sank too.

"I'm sorry, Reece," his grandpa apologized as he turned to gaze at Reece. "We probably should just rest here through the night and start fresh in the morning. We're both exhausted."

"Grandpa, are we going to die?" asked Reece in a quiet voice.

"Of course not!" Noel said convincingly. "God will take care of us,

Reece. All you have to do is ask Him for guidance, and that's what I'm going to do right now. Will you join me?"

Praying was a new experience for Reece, but he relented and knelt beside his grandfather. "Dear Father in heaven . . .," Noel started to lead in prayer.

Almost immediately Reece's thoughts wandered. *This is ridiculous!* Reece thought. *Does Grandpa seriously expect this invisible God to help us?*

"Amen," Noel concluded tenderly. Noel lifted his eyes and smiled at Reece. "You can count on God to help you no matter what the situation. He wants to be your personal Friend and Savior too. His love is a free gift to you. All you need to do is ask. It's that simple."

"Yeah, I know," Reece said with an uncomfortable feeling as he quickly broke eye contact with his grandfather.

Later, as darkness began to surround them, Reece and Noel fell asleep—tired, hungry, and thirsty. They had agreed to get an early start in the morning.

That next day Reece sat up abruptly. He rubbed his blurry eyes and saw that the sun was already generating its molten heat. He looked around and felt pangs of panic grip his stomach—no grandpa!

"Grandpa! Grandpa, where are you?" Reece hollered. No answer. "Grandpa, where are you? Please answer me!" Reece screamed with terror.

"Reece, can you hear me?" His grandfather's weak voice seemed to come from a distance.

"I can hear you. Where are you?" Reece called back then straining to hear his grandfather.

"Can you follow the sound of my voice?" Noel asked. "Walk past the boulder . . . about 300 feet . . . down here." Noel's voice then faded away.

Reece eventually found his grandfather lying at the bottom of a steep, rocky downgrade. He had obviously taken a bad tumble. His clothes were torn, and his face and hands bore deep scratches and cuts. His left leg was grotesquely twisted. Reece had no doubt it was broken. Reece tried to rouse Noel, but his grandfather only groaned in response.

*I must do something. But what?* Reece wondered. Reece felt his eyes

sting with tears as he recalled his grandfather saying: "You can count on God to help you no matter what the situation. . . . All you need to do is ask."

*Oh, I wish I would have listened to Grandpa pray!* thought Reece as he tightly closed his eyes. Tears began to stream down Reece's dirty face. *God won't listen to me. He doesn't even know me, and I don't know Him!*

Frustrated and worried, Reece began to pace back and forth while wringing his hands. He glanced at his grandfather and noticed a gray paleness in his face. Noel was lying very still. Reece dropped to his knees and feared for his grandfather's life.

In desperation Reece began to pray, "Dear Father in heaven . . ." Reece paused. *I remember that much,* he thought, *but now what?* He began to sob. Reece didn't think he knew how to pray so that God would listen.

---

### *Oh, I wish I would have listened to Grandpa pray! thought Reece*

---

Gathering courage, he continued with his prayer, his words coming haltingly at first. "Dear Father in heaven, I know You don't know me like You know Grandpa. But he says You want to be my Friend. If I've ever needed a friend, it's now. Please keep Grandpa alive, and help us to find a way home soon. Amen." Reece swiped at the trails of tears trickling down his cheeks.

Reece then heard a sound in the distance. It sounded familiar, but he couldn't quite make out what it was. Puzzled, Reece looked around but couldn't see anything because of all the trees.

*Trees! Climb a tree. You'll be able to see where the sound is coming from,* said a voice inside Reece.

Somehow Reece found the strength to climb the tallest tree nearest him. As he struggled to the top, he heard the sound again. In the distance he could see a thin trail of smoke. It was steadily moving closer.

"It's a train!" shouted Reece. He could faintly see a cleared trail at the base of the mountain. *That must be the railroad tracks,* he thought excitedly. Reece scooted down the tree as

rapidly as possible. He barely noticed the scratches on his hands and the tears in his clothes from the branches. Reece had to get to that train. It was their only hope for survival. Reece bolted down the mountainside, stumbling often, toward the railroad tracks as quickly as his legs could carry him. *Run, Reece, run,* encouraged the voice from within.

At last Reece reached the train tracks. He could see the train coming around the bend. "It won't stop. I know it won't," Reece said in a panic as he frantically waved both hands high in the air.

*Yes, it will,* assured the inner voice.

Reece stood dead center in the railroad tracks. He hurriedly removed his orange shirt and began to wave it. As the train came closer, its whistle began to blow sharply. The closer it got the more frequently it blew. At the final second, just before the train was upon him, Reece jumped off the tracks. As he collapsed on the ground, Reece heard the screech of metal, then he lost consciousness.

The next time Reece opened his eyes, he was looking into the brown eyes of a man staring back at him. He could feel a powerful rumbling vibration on the ground where he was lying. *The train,* Reece thought. *The train stopped!*

"My grandfather, he's hurt! We've been lost for days," said Reece weakly, grabbing the man's arm.

"Okay, son. Everything will be all right now," said the concerned man. "Don't worry."


After Reece told the man where to find his grandfather, he lost consciousness again. When Reece awoke he found himself in a hospital bed. His mother was leaning over him, and the bright sun was dancing between the slats of the venetian blinds.

"Reece? Welcome to the land of the living," she greeted him joyously. "How are you feeling?"

"Tired," Reece replied weakly. "How's Grandpa?"

"He's going to be fine," replied his mom affectionately as she caressed Reece's face. "You were lucky, young man."

"No. It wasn't luck; it was God," Reece replied contentedly.

Before he dozed off, Reece promised himself he was going to ask his grandpa more about his newly found Friend. 

# READY RANGERS . . .

## A Shot in the Dark

By Nellie Neumann, Bethany Assembly, Aiea, Hawaii


**I**t was 5 a.m., December 30, 1989. My 16-year-old son Nathan was working the last hour of his shift at a local fast-food restaurant. Suddenly, Nathan was alerted by a loud, demanding voice coming from the drive-through window where his friend Robert was working.

When Nathan went to discover the ruckus, he was stunned to see a masked face outside the window. As Nathan stared in amazement, the man snarled, "Whatcha lookin' at?"

Nathan turned to see if others were near, then without warning a shotgun blast shattered the window and the morning stillness. His heart pounding, Nathan quickly dropped behind a counter. Warily, Nathan risked a peek around the corner. The masked man was scooping cash out of the cash register. Then he quickly fled.

Then the horror struck. To his dismay, Nathan saw his blood-soaked friend lying on the floor. When several workers rushed to find out what had happened, they became hysterical and/or screamed uncontrollably. Yet Nathan was able to maintain mind control. Remembering to call "911," Nathan leaped for the phone and called the police.

As a Royal Ranger, Nathan had learned CPR and, in the moment of crisis, was "ready." Nathan immediately began to give his buddy CPR. By the time paramedics arrived, Robert was breathing on his own. But the severe wound to Robert's head was too much; he died en route to the hospital.

Police later commented about the unusual fact that Nathan was the youngest person present during the crisis, yet he was the one who took charge and who knew what to do while under pressure. But I knew Nathan's response was due to the training and direction he had learned as a Royal Ranger. 



## Flight of the Inferno

By Mother of David Rodriguez, Santa Juanita, Puerto Rico


**I** was awakened at 1:30 a.m. by the crackling noise of our burning house. I rushed to wake my 16-year-old son David, who is a Trail Ranger with Outpost 56. Quickly, David dressed and went outside to extinguish the flames. But he was unable to locate a water hose, and attempts at using a defective fire extinguisher were unsuccessful too.

Meanwhile, my daughter and I made our way outside as the fire spread alarmingly fast. Flames spread to the eight rental apartments that joined my house. Most occupants safely escaped the building—all except my father and two others, each of whom lived on the second floor. The flames had engulfed the stair-

way, so there was no means of escape for them.

As everyone stood around helplessly, David and another neighbor began to climb the iron-rod fence that surrounded the apartment house. They had done so without regard to their own safety. The fuel tanks used for heating could have exploded any moment.

David received each of the three victims into his arms and lowered them to safety. Shortly after everyone had escaped the inferno, at least three fuel tanks exploded. The explosion could be seen and heard for miles.

Thank God for a "ready" Ranger who helped save the lives of my father and two other helpless victims! 

# How Do *You* Pray?

By Muriel Larson

**G**od is great; God is good. Thank You for our daily food. Amen!"

That is how kindergartners often pray before having their cookies and milk. Some older children say it for grace too. Children also have a bedtime prayer: "Now I lay me down to sleep; I pray the Lord my soul to keep . . ."

Those prayers are great for young kids. But the problem is that many people continue to use such "memorized prayers" during their junior high, high school, and adult years. These prayers are helpful to those who don't want to get too close to God—or have Him get too close to them.

But we really miss out on the joy of prayer if we aren't aware of the power and blessing of it! And we are missing out on the true meaning of being a Christian when we don't make it a habit to talk one-to-one with our Lord. One of the sweetest privileges we can enjoy is personal fellowship with Him.

"Pray continually," Paul said in 1 Thessalonians 5:17\*. How do we do that? Well, first, of course, we have to be right with the Lord. Even if we could, it's no joy to always walk with someone we don't get along with, is it?

The prophet Amos saw the impossibility of such a walk and asked, "Do two walk together unless they have agreed to do so?" (Amos 3:3). That's why we ask God to forgive our sins and to turn us from all our wrong ways, so we will be in step with Him.

This may cost us something in worldly pleasure and self-discipline, but the rewards are greater than the cost. For we are filled with peace and joy when we walk and talk daily with Jesus. There's nothing like it!

We can speak to Jesus throughout the day and call quickly and quietly on Him when we need sudden help or have an opportunity to witness. We can discuss with Him our prob-

lems and leave them in His infinitely capable hands. And we can praise and thank Him for His marvelous creations.


True fellowship is both speaking and listening. When we are in fellowship with the Lord, we can know for certain He will guide us in the decisions we have to make.

We will see many specific prayers answered. We will see Him do things above "all we ask or imagine" (Ephesians 3:20). But we need to listen for the answers to our prayers. God doesn't always answer the way we want Him to, but He answers. And we don't want to fail to recognize His answer!

If you record your specific prayer

requests in a little booklet, then you will experience great joy when the prayers are answered and you can write the answers in red ink, alongside the date. Try it!

The Lord Jesus told us, "My Father will give you whatever you ask in my name" (John 16:23)—if we ask according to His will (1 John 5:14). This promise is real to me. Has it become real to you?

Become a ready Ranger. If you haven't done so, learn how to talk one-to-one with Jesus. It will change your life! 

\* All Scripture quotations are from the New International Version.




Photo by Jim Whitmer

---

*We really miss out on the joy of prayer if we aren't aware of the power and blessing of it!*

---



# HIKING The MISSIONS TRAIL

## Royal Rangers

# BOL

By Doug Marsh, deputy coordinator for the Latin America and the Caribbean Resource and Development Ministries with the Division of Foreign Missions

**A**s a boy, David\* was involved in the Royal Rangers. But in his early twenties, David forgot the ways of his youth and became involved in a group of guerrillas. (The word *guerrillas* is used to describe a group of people who engage in illegal activities and warfare.)

*David forgot the ways of his youth and became involved in a group of guerrillas.*

David soon began to rise through the ranks of his gang. After several years he had completed all but one of the requirements to be among the highest-ranking men in his group. The last requirement was to kill his parents. The guerrilla clan knew parents were the only ones who could yet destroy the dedication of their members. So this last requirement was the most important one to them.

David began to plot ways to kill his parents. His heart became full of hate and pride. He only thought of the group and himself. He loved no one and had no one to love him.

Yet during this dark time—when complete desolation and hatred filled David's life—God slowly began to break through the tough exterior of his heart. David began to recall his days as a Royal Ranger: the many camp-outs he had gone on, all the council fires that had stirred his heart,

and all the activities that fired him up for God.

At that time David's parents were in isolation, hiding for their lives. But as they hid they began to call upon God. They continually prayed and claimed the Proverbs 22:6 promise: "Train a child in the way he should go, and when he is old he will not turn from it" (NIV). They reminded God that they had committed David to Him for full-time Christian service when he was but a child.

After failing to kill his parents, David began to listen to the voice of the Holy Spirit. Eventually, David yielded his heart to Christ and asked Him to forgive his sins.


David went on to become a Bible school graduate and an ordained minister with the Assemblies of God in Bolivia. Today, he is a regional presbyter there.

### **About the Royal Rangers in Bolivia**

If David had not learned of Jesus when he was young, God only knows what David might have done to himself and to his parents. But God did know! And for David and the millions of boys in Bolivia who still don't know Jesus, God established the Royal Rangers ministry.

I was a 6-year-old MK (missionary kid) living in Puno, Peru, when my father proudly pinned my first Royal Rangers badge onto my uniform. That moment ignited a spark in my heart that has steadily grown.

My family and I later became missionaries to Bolivia. I was eager to become involved in the Royal Rangers there, but the program didn't exist in that nation. So, for the next 4 years



all I could do was study my *Pioneer Handbook*.

We returned to the United States in 1983 on furlough, an extended time when missionaries raise funds and prayer support for the mission field. When we returned to Bolivia, I was determined to do all I could to get a strong Royal Rangers program going. I realized, though, this task would be nearly impossible for a 13-year-old.

But 9 months later, with the help of Missionary George Davis, the first Royal Rangers district conference was held in our district of Bolivia. Slowly, pastors began to see the value of hav-



# High Adventure

WINTER 1990-91

# Leader

2 Devotions for Boys

4 1990 International Camporama

6 Your Outpost Planning Guide

11 Ready To Serve:  
Four Ways in One

12 Be Ready? How?

14 Craft for Boys



## One-on-One

**I**t was 11:30 p.m., 1982. Awakened by the ringing phone, I drowsily fumbled for it, picked it up, then heard the broken voice of my mother. "Your father has been taken to the hospital by ambulance," she said, choking.

I'll never forget that night. My family and I stood gazing at my father as he lay unconscious on the emergency room's gurney. Dad suffered from an aneurysm—an artery in his brain had ruptured, releasing about 1½ pints of blood inside the skull.

Three long hours passed before a medical team came to take Dad for emergency surgery. As I watched my father being wheeled away, fear gripped my heart. I didn't know if I would ever see Dad alive again.

When I answered the phone earlier that evening, I had no idea that Dad would join the more than 75,000 victims who had suffered from like injuries that year. I had no way of knowing I would have to pray to God and plead for my father's life. Suddenly, I had to be *ready* to come before the throne of God.

The surgery was successful, but for 3 arduous months my father lived on the edge of death. During that time *ready* saints were continually uplifting my father in prayer.

Though Dad is bedfast in a nursing home today, he continues to praise his Lord and Savior . . . all because people were *ready* to pray.

So what's my point? Readiness!

We have no guarantee how long we will live. We have no idea if an emergency may arise. Often we don't know when God will send someone our way to lead him or her to Christ. We must continually be *ready*.

The word *ready*, simple yet profound, is so important in God's vocabulary it appears throughout the Bible—100 times to be exact. And because of its spiritual implications, the theme "readiness" is laced throughout the Royal Rangers program.

The readiness theme penetrates this issue as well. The theme was developed in hopes that this issue will be a tool you can use to help your Royal Rangers become *ready*—physically, socially, mentally, and, most importantly, spiritually.

The Decade of Harvest is upon us. The coming of the Lord is near. May we ever work together to be *ready*!

High Adventure Editor

*Marshall F. Bame*

# Compromise



By Jack Cunningham

**T**he day was over for the Confederate cannoneers. They had fought hard and well. One of them, a mere youth, leaned against his gun as sweat streamed down his grime-covered face. His uniform was tattered, his hair caked with Virginia dirt.

Then the young man spotted General Lee just a few feet away, astride his horse, Traveller. He was ignoring the gunners for the moment.

"Hey, Captain," said the youth,

"would you introduce me to General Lee?"

"Of course, lad," the captain answered. Then taking him to the commander, he said, "General, here is someone who wants to speak with you."

Lee looked at the boy and said, "Well, my man, what can I do for you?"

The boy responded: "Why, General, don't you know me? I'm your son, Robert," to which they both

laughed heartily.

Because of young Robert's appearance, his father didn't recognize him. So it is with our faith. When we allow compromise to mar our appearance and sin to dirty us up, no one will know whose child we are and that we belong to God. And if we try sharing the gospel with them, they'll merely scoff.

Most clearly we see this in Lot. Lot, Abraham's nephew, was a believer. After a dispute with his uncle, he separated himself by settling in the Jordan Valley, near decadent Sodom, because the land was well watered (see Genesis 13:12).

You see, Lot lived by what he saw rather than by faith, thus starting his slide toward compromise. From there he eventually moved to Sodom.

---

*When we allow  
compromise to mar  
our appearance  
and sin to dirty us  
up, no one will  
know whose child  
we are and that we  
belong to God.*

---

Then two angels went to Lot. "Do you have anyone else here—sons-in-law, sons, or daughters, or anyone else in the city who belongs to you? Get them out of here, because we are going to destroy this place" (Genesis 19:12,13, NIV).

Lot then told his sons-in-law, "Hurry and get out of this place, because the Lord is about to destroy the city!" (Genesis 19:14, NIV). But they disregarded Lot's words.

The sad consequence was that Lot's relatives perished with the rest of the Sodomites, while Lot escaped.

As in Sodom, people all around us are perishing. If our lives are dirtied by compromise, we, like Lot, can't snatch them out of the fire. In fact, the only way we'll persuade people to believe God's Word is by showing them we believe it ourselves—meaning living our lives in consistent righteousness.

Let's not compromise. Rather, let's show others we belong to Jesus Christ and tell the whole world of His love.

---

# Learning To Be A Rescuer

By Bradley Wallace

**F**or years a beautiful farming community surrounded the fertile lands below a dam. The dam had never flooded, so everyone living near it felt content and safe.

One day during a heavy rainstorm, a farmer in the community was herding his cows into his barn. He happened to look up at the distant dam and was terrified at what he saw. Water was pouring over the dam's wall, and the wall had started to crumble.

The farmer realized that in a matter of minutes the dam could give way and that a huge wall of water would flood the valley, killing everything in its pathway. So the farmer began to run for his life.

But as the farmer ran he saw a neighbor trying to get his animals into the barn. The farmer realized that his neighbor didn't know the dam was about to rupture, so the farmer frantically ran to tell him.

"Run for your life!" the neighbor yelled. "The dam is about to break!"

"Don't be silly," replied the neighbor. "That dam has held up for years. Help me get these animals into this barn."

In desperation the man grabbed his neighbor and pointed him toward the dam. Suddenly, the neighbor realized why the farmer was raving so. Quickly the two men ran across the valley together and scrambled up the hillside to safety. They had no sooner gotten up the hillside when a great boom shook the valley. The two men turned just in time to see the dam collapse, releasing a rushing torrent of water into the valley below. Both men watched breathlessly as everything below washed away.

The neighbor turned to the farmer and said: "Today I have lost everything I own, but at least I'm alive. Hadn't you taken the time to warn me, surely I would have died. Thank you for saving my life!"

Before this great calamity had happened, two cousins had been working outside on their farmland. The boys had been best friends all their

lives. Before the dam had burst one boy had been up in the barn loft getting hay for the animals, while the other was herding animals into the barn.

Just like the farmer, the boy in the loft happened to look across the pasture and saw the dam as it was about to crumble. He knew he had little time to spare his life, so he took off across the valley, running as fast as he could to the hillside. Once on top of the hill, the weary boy turned around and noticed that his cousin was still working in the barnyard.

In his haste the boy forgot to tell his cousin about the danger, so he quickly ran down the hillside to warn his friend. But it was too late! With a great boom the wall of the dam collapsed, and tons of water rushed down into the valley. Helplessly, the boy watched as his cousin was overtaken by water.

Boys, this is just a story, but a real catastrophe really is coming! One day Christ will come again to gather up His believers. And those who are left behind will be cast into a lake of fire, where there will be eternal torment.

As Christians we know this end day is coming. We who are born again have our way to safety through Jesus Christ. But many people around us who don't know Jesus do not realize that destruction is near.

Just like the cousin in the parable, if someone doesn't warn others that they are in danger—even if they are family, friends, or schoolmates—they'll be doomed for an eternal hell.

So the question is not if we Christians will escape this approaching calamity, but who will be left behind because we didn't take the time to tell them about Jesus?

Learn to be a rescuer. Tell others about Christ.



# 1990 International Camporama Provides Avenue for Evangelism

Photos by Paul Wharton

**H**undreds of young people from around the world committed their lives to Christ during the world's first international Camporama, held June 26-30. The Royal Rangers camping event was held at the National Royal Rangers Training Center near Eagle Rock, Mo. More than 3,500 people— young and old, male and female—attended.

The normally subdued atmosphere of the Ozark Mountains came alive during each of the four evening services. During the first evening approximately 400 young people responded to the call to salvation.

Wednesday evening some 400 young people came forward to seek the baptism in the Holy Spirit. The altar service began around 10:15 p.m. and ended about 2:30 a.m. Boys were slain in the Spirit. Foreign and U.S. Royal Rangers were embracing one another and praising God.

Thursday evening more than 200 young people came forward to rededicate their lives to Christ. Friday evening more than 100 young people came forward to commit to the ministry, while nearly 300 others sought God.

This outpouring of God's Spirit followed months of planning and uncountable volunteer man-hours. Royal Rangers leaders even paid their own entry fees so they could work at the Camporama and help lead boys to Christ. Many of the foreign delegates saved for months and/or raised funds through their local churches. Boys undertook church fundraising projects and chores.

The beginning of the International Camporama was held up for more than an hour Tuesday morning because of a threatening thunderstorm. Nevertheless, bus loads of ea-



ger campers were finally permitted to enter the NRRTC to begin setting up camp. Both boys and leaders scurried to pitch their tents and to erect their foreign or district archways, banners, displays, and standards—which would later be judged for awards.

Of the more than 3,500 people who attended, 125 were foreign delegates representing 16 nations. Foreign delegates represented the nations of Australia, Bolivia, Columbia, Costa Rica, El Salvador, Honduras, Jamaica, Malaysia, Mexico, Papua New Guinea, Peru, Singapore, Switzerland, Union of South Africa, United Kingdom, and West Germany. Two U.S. missionaries also represented Haiti. This was the first U.S. Royal Rangers event in which females participated.

The first event began with the Tuesday evening service. Groups marched into the amphitheater by district or foreign delegation as they shouted their group cheers. Royal Rangers from the Ohio District marched to the tune of their musical instruments.

U.S. National Commander

Ken Hunt opened the evening service. During special presentations Hans-Peter Schock, of West Germany, presented Hunt a portion of the Berlin Wall.

"One of the most significant events during the Camporama was when Hans-Peter made his presentation," stated Hunt. "To me the gift symbolized that kingdoms of this world are crumbling and that God is using the Royal Rangers ministry to go into all the world with the gospel, reaching young people for Christ."

Highlights of the Camporama were the nightly pageants, which preceded the special messages. Though the storyline continued throughout the four nights, a different set was built and painted each day, each depicting a different culture and theme.

Hundreds of man-hours went into presenting the pageants, in which 20 actors took part.

The culmination of pyrotechnics, special sound effects, and a lot of wit and sweat prepared the way for a special speaker each night to tell the audience, mainly 9-17-year-olds, about Christ. That Tues-

day evening the special message, presented by Fred Deaver, national FCF president, continued with the pageant theme of salvation.

The opening ceremony of the Camporama was held Wednesday at 9 a.m. Platform speakers and guests included General Superintendent G. Raymond Carlson, General Secretary Joseph R. Flower, National Director of Church Ministries Silas L. Gaither, Director of the Division of Foreign Missions Loren Triplett, Men's Ministries Secretary Ken Riemen-schneider, National Commander Ken Hunt, National Deputy Commander Paul Stanek, and First Vice President of the Royal Rangers National Council Mark Gentry. A host of other special guests from the General Council were also present.

Special guests and Royal Rangers leaders watched from the lodge balcony as more than 3,500 Royal Rangers, six abreast, passed in review for about 45 minutes. As the 135th Army Band of the Missouri National Guard played, Royal Rangers marched past the lodge

by district or foreign delegation. The forerunners of each group marched with banners and flags unique to their district or nation.

"One of the more thrilling experiences I have had in recent days was seeing the thousands of young fellows and their commanders pass in review and noting their commitment to Christ," stated Carlson.

Foreign delegates were welcomed by Triplett to the first international Camporama. Another first was Hunt speaking as national commander at an opening ceremony of a Camporama. The ceremony lasted about 2 hours.

With the Camporama in full swing, numerous activities were underway. Two colorful hot-air balloons were stationed near the lodge, providing rides to both boys and leaders. Other rides and activities included the go-cart and BMX bike races; the Pine Box Derby; a Bible quiz; rappelling; the low ropes course; .22 rifle, BB rifle, and archery ranges; the Funorama (consisting of games held in various districts); water activities; a 6-mile hike, called the Walk About; and the Friendship Trail, which covered the entire campsite.

Of those participating in the Friendship Trail, much attention was drawn to the foreign delegations' campsites, the Frontiersmen Camping Fellowship Village, and the Chi Omega Rho Camp.

The FCF Village was styled after a Plains Indian village. Chi Omega Rho sponsored a medieval camp.

Each Camporama day began at 6 a.m. The Circuit Rider Service, an optional event, was held at the small log chapel Wednesday-Friday. Each morning at 6 a.m. a chapel speaker, clad in traditional circuit rider's costume, deliver his message.

The days concluded with the evening services, held at 8:30 p.m. At the beginning of each service, men dressed in frontiersmen-type costumes played old-time music and sang. Campers were then lead in a series of entertaining and inspirational songs.

Following the pageant Wednesday night, Gentry spoke on the topic of the Holy Spirit. The following altar call ended after nearly 4 hours.

One of the outstanding presentations from foreign delegates occurred Thursday evening when Will Thorne, national commander of Australia, and associates presented Hunt with a gift of \$2,000 for the NRRTC. The special speaker that night was Stanek, who spoke on peer pressure.

The Friday evening service was the final event of the International Camporama. Recognized during the service was each regional Royal Ranger of the Year and the FCF National Scout and FCF Assistant Scout, the latter two being nominated during Camporama.

Awards were then presented

to districts and foreign delegations for those having the best camp archways, displays, standards or banners, camp crafts or displays, and best overall group.

The Illinois District won the award for best overall group. It was also awarded first place for best camp archway (the archway was an intricately hand-crafted rendition of a fort front), first place for best camp craft or display, and second place for best display.

Other district or foreign delegation awards were *Archway*: Southern New England, second place; Iowa, third place; *Display*: Louisiana, first place; United Kingdom, third place; *Standard or Banner*: Australia, first place; Papua New Guinea, second place; Iowa, third place; *Camp Craft or Display*: United Kingdom, second place; Pennsylvania-Delaware, third place.

Following the Friday evening pageant Hunt spoke a two-fold message on commitment to the Kingdom and "Where are your treasures?" Two altar calls were given following his message. Young people were challenged to perpetuate the Royal Rangers ministry by themselves one day becoming leaders and ministers.

By noon Saturday most of the campground had been vacated, but memories lingered on. The main objective had been accomplished: the drawing near of young people to Christ.

"The International Camporama was expertly organized, administered, and operated, which aided in the spiritual awakening of those present," stated Gaither. "Both leaders and boys were spiritually challenged and renewed to become directly involved in the Decade of Harvest."

Photo by Paul Wharton



## LAUGHS FOR LEADERS

Two neighbors were talking with one another one cold winter day as one of them was vigorously shoveling the snow from his driveway. As he scooped up another shovel full of snow, the man looked up at his neighbor and said, "When I falter, I think of my wife's inspiring words: 'Keep shoveling, or I'll smash your golf clubs!'"

\*\*\*

The other day I asked my church counselor why he always answers a question with another question. He replied, "Why shouldn't I?"

\*\*\*

"I'm going to fire that chauffeur," screamed Mr. Jones. "That's the third time this week he's nearly killed me!"

His wife soothed, "Now, now, dear. Give the poor man another chance."

\*\*\*


The first person to say, "You can't take it with you," was probably someone from the IRS.

\*\*\*

At a meeting the chairman interrupted the speaker to ask the audience, "Are Mr. and Mrs. Miller in the audience?"


When the couple raised their hands, he said: "Your son, Bobby, is on the phone. He wants to know where the fire extinguisher is."

Martha Beckman  
Granada Hills, California



"YOU SHOULD'VE BEEN HERE! HE JUST SAT THERE AND ATE... AND ATE... AND..."

# Your Outpost Planning Guide



## Straight Arrows Program

By David Brecheen

**Overall Approach**—Because of the generally short attention span of the Straight Arrows, the leader should keep each session brief. Since the comprehension level of this age group is low in understanding “data,” the leader’s session should be a time of “introducing” a subject or fact. Understanding will come as the boy matures.

### December: Physical Fitness and Happy Birthday, Jesus

**1st Week**—Introduce the theme to the boys this week. What does “physical fitness” mean? Why is it important to your boys? How do their bodies grow? (Health books will serve as good references.) Share with them that to be strong physically they must eat right (i.e., what kinds of food groups are needed), exercise each day, get enough rest, etc. Do some physical fitness exercises with your boys to show them how to keep fit (e.g., jumping jacks, sit-ups, deep-knee bends, running).

Scripture this week: Psalm 92:12.

**2nd Week**—This week share with the boys how Indian boys during the early years kept physically fit. Share that as small children, Indian boys always walked everywhere. Horses were the only means of transportation. Through games the Indian children were taught skills that would be useful as they grew up. They ate foods that helped keep their bodies strong. They exercised their bodies through running, jumping, climbing, throwing, stalking animals, wrestling, tag, jumping, canoeing, and pony riding.

Scripture this week: Psalm 18:32. References: *Handbook of*

*American Indian Games*, by Allan & Paulette MacFarlan, Dover Publications; various encyclopedias.

**3rd Week**—Look at a Bible character who was strong physically—Samson! Tell your boys the story of Samson. Explain what “consecrated to the Lord” means. Tell how God helped Samson when he obeyed the Lord (i.e., physical strength). List examples: killing a lion, 30 Philistines, and 1,000 other men; breaking the strongest bands; carrying off the gates of Gaza; and pulling down the Temple of Dagon, thus killing more men than he had before being put into prison. Show what happened when Samson disobeyed God (stress, losing his strength). When Samson repented, God heard him and gave him back his strength. The moral is to obey God and to ask Him to help us to be strong like God wants us to be.

Scripture this week: Judges 16:30. References: Bible; *All the Men of the Bible*, by Herbert Lockyer, published by Zondervan Publishing House; Bible encyclopedias.

**4th Week**—Happy Birthday, Jesus! Almost all of your boys have heard the story of Jesus’ birth, but it is one that most everyone enjoys hearing over and over again. Boys also enjoy birthday parties with decorations, games, and a birthday cake. This would be a great time to give the boys a little background on Jesus’ birth.

The account in Luke would be one to share with your boys the first few minutes of your meeting. After sharing about the birth of Jesus, then celebrate His birth. Have the room decorated with streamers and signs. Provide games and prizes for the winners. Instead of boys bringing presents, have each one make “Happy Birthday” cards for Jesus. They can be placed under a picture of Jesus or on a table by a birthday cake and a picture of Jesus.

Like at other birthday parties, you can sing "Happy Birthday" to Jesus, then have cake and ice cream for dessert. Every boy will enjoy this party.

Scripture this week: Luke 2:1-20.

## January: Mental Adventure and Spiritual Thrust

**1st Week**—Boys this age do not understand the abstract. They understand that which is concrete—what they can see, feel, and experience. To get them to understand mental "readiness," make it into a game. As "chief," you are training their minds so they will become big, strong, brave, and successful Indians. As little braves, your boys are learning to listen when a chief talks.

During the frontier days Indian boys greatly respected their tribal elders. They would listen and imitate the older braves. In the wilderness they had to learn to know what was eatable and what wasn't. They had to "think" about how to catch fish or small animals with snares or traps. They had to learn bird and animal calls. Their lives depended upon developing their minds and upon being alert.

Play the game of chief and Indians. Teach them about animals common to your location. Using an encyclopedia, show them pictures of birds and other animals, and demonstrate to them the animal calls or whistles. Take the boys outside to listen, with their eyes shut, to the many sounds in the air. And play the game of stalking wild animals. Have the boys pretend they are shooting deer with bows and arrows.

Scripture this week: Proverbs 16:3. References: *Living Like Indians*, by Allan MacFarlan, published by Bonanza Books; *The Indian How Book*, by Arthur C. Parker, published by Dover Books; *Indians of the Woods and Plains*, by Ruth Dockery, published by Milliken Publishing Co.; *Hayes Book of Indians*, by Helen S. Hansen, published by Hayes School Publishing Co.; *Handbook of American Indian Games*, by Allan MacFarlan, published by Dover Books.

**2nd Week**—This week continue with the "game" theme, and play several games that Indian boys would have played to improve their minds and bodies. Some of the games might include *basquoits* (ring toss), racing, rock or stick tossing at target (small animal), hide the ball (or any small object such as a pebble).

Scripture this week: Philippians 2:5.

**3rd Week**—As small children, Indians were taught about the supernatural and how the "Great Spirit" would help them. Even though they believed in the Great Spirit, He was only one of the many gods the Indians worshiped. Even the little braves knew there was a "god" to pray to, to sacrifice to, and to go to for help.

Share with your little braves that we, too, can go to the one and only Great Spirit—God. He can help us any time we need Him to. Ask the boys how He can help today. How can we be more like the Great Spirit? What does He want us to do? Lead into a discussion on prayer. Contrast the Indians' prayers to their gods—to whom they prayed, yet who did not hear—to the Great Spirit to whom we pray—who does hear us. Discuss types of prayer, and take time for the boys to "thank God" for something (suggestions: homes, moms and dads, food, toys, healing). End by praying for the boys and girls, moms and dads all over the country who need to know the true God.

Scripture this week: Acts 6:4.

**4th Week**—Devote this week to sharing how important the Word of God is. Most Straight Arrows do not know how to read yet. Some do, so you should stress how important reading the Bible is or having someone read it to them.

Scripture this week: 2 Timothy 2:15.

**5th Week**—This week have the boys share their favorite Bible story. Let them tell it in their own words. End the gathering by asking questions on these stories.

Scripture this week: Psalm 119:11.

## February: Great People in History

**1st Week**—Your little braves should know some of the great Indian men and women in the history of America. This means you will have to read about these people in order to give the boys enough information to help them know the individuals and what they had to contribute to the history of their people and/or the westward expansion of our country.

The first person to study is Chief Joseph, of the Nez Percé Indians in Oregon. He was a great advocate of peace and had much to contribute to the peaceful settlement of the northwest. Share about what the West was like in those days, how the Indians were treated or mistreated, and how Chief Joseph became famous for leading his people during the Nez Percé War of 1877. Explain what his attitude and influence was concerning the Christian faith and tenets and his people.

Scripture this week: Romans 12:18. References: *The Old West—The Great Chiefs*, published by Time-Life; *Book of American Indians*, by George Turner, published by Baxter Lane Co.; encyclopedias.

**2nd Week**—Next, let's take a look at the life of an Indian princess: Pocahontas. Show the boys there were also some great women—both white and Indian—who helped develop our country. Tell where Pocahontas lived, what tribe she belong to, what town she saved, what famous colonist she saved and became friends with, how she became a Christian, who she married, and what she contributed to the early settling of the English in Jamestown.

Scripture this week: John 15:13. References: *Our American Heritage*, by A Beka Book Publications; *World Book Encyclopedia*; *Webster's New Biographical Dictionary*.

**3rd Week**—Happy Birthday, Abe and George!

Since both presidents were born in February, this week would be a good time to have a birthday party for these two great men. The boys would not only have another chance to have fun, but also to find out a little about each president.

Share with them just the basics—where the two presidents were born, what they were like when young, how they became presidents, and what they contributed to our nation. Decorate the room for the party. If possible, display pictures of Abraham Lincoln and George Washington, so the boys will know what they look like. Provide party hats, games and prizes, and refreshments. You could place the words "Happy Birthday, Abe and George" on the cake.

Scripture this week: Joshua 10:25. References: *World Book of America's Presidents—Portraits of the Presidents*, published by World Book, Inc., and *World Book Encyclopedia*; *Webster's New Biographical Dictionary*.

**4th Week**—Our last great character to study is found in the New Testament. His name is the apostle Paul. Share with the boys about his religious life before salvation. Then share what God was able to accomplish through Paul after he accepted Christ. Tell them what the Church has to thank Paul for (e.g., the books he wrote, the churches he founded, and becoming a missionary for Jesus). Explain some of the things that happened to Paul while he did God's work and how God helped him during that time.

Scripture this week: Philippians 3:14. References: Bible; *All the Men of the Bible*, by Herbert Lockyer, published by Zondervan Publishing House.



# Buckaroos Program

By David Brecheen

**Overall Approach**—At the Buckaroo age, boys are starting to grow quite fast. So they should know more about the body, how it works, how it should be fed, how to take care of it, and how to exercise it. Set up an exercise program to help your boys develop their motor-sensory coordination. You could check the Presidential Physical Fitness Program and adapt it for the boys this age. The best approach to this theme is more in “doing” and less in “telling.”

## December: Endurance

**Overall Approach**—The Christian Character Trait for December is *endurance*. Use Scripture passages to reinforce what endurance should mean to Christians today and how it fits into our theme of physical fitness. This emphasis should be done each week.

**1st Week**—Introduce the theme to the boys this week. Share with them how their bodies grow. (Health books will serve as good references.) Explain that to become strong physically means to eat right (i.e., what kinds of food groups are needed), to exercise right, and to sleep right (i.e., proper rest habits). Also explain the adverse effects of tobacco, alcohol, and drug abuse. Start some types of physical exercise this week (e.g., jumping jacks, deep-knee bends, pull-ups, sit-ups).

Scripture this week: Hebrews 12:1.

**2nd Week**—Set up a physical exercise program with your boys. It could include sit-ups, jumping jacks, standing broad jump, running, throwing balls, etc. Also set up an exercise program that the Buckaroos can do at home. Place a chart in your outpost where the boys can check off each week what exercises they have done at home. Give your boys time to try some of the above exercises so they can be ready to compete against each other the following week. Boys enjoy competing against one another!

Scripture this week: 2 Peter 1:25.

**3rd Week**—Make this week a fun one by presenting an “Olympic” theme, and have each boy compete in various events. You may only have time for three or four games. At the end of the events, present the boys with the most points gold, silver, and bronze medals. (You can make the medals or purchase them at a trophy shop.)

Scripture this week: James 5:11.

**4th Week**—Happy Birthday, Jesus!

See page 6, *Straight Arrows Program guide for the fourth week of December*.

Scripture this week: Luke 2:1-20.

## January: Mental Adventure and Spiritual Thrust

**Overall Approach**—At this age Buckaroos learn quickly when they are challenged. Your approach must be exciting to them. One excellent method would be to incorporate games into your lessons. So use as many games as possible (e.g., use Scripture verses or the *Buckaroo Handbook*) that will mentally stimulate your group.

Emphasis for weeks one and two is mental alertness, and weeks three, four, and five deal with spiritual readiness. This month’s Christian Character Trait is *knowledge*, which should be interwoven throughout each of the outpost meetings.

**1st Week**—Mental alertness is aided as one exercises his mind: reading, memorization, and learning. Share with the Buckaroos ways of strengthening their minds through the above methods (e.g., what reading materials will be intriguing while broadening the mind, and methods of learning how to memorize—such as the association method). Then explain to the boys that God has given them sound minds and how He expects them to use their minds wisely. Show what God’s Word says about studying and using our minds. Now supply the boys with various types of games that will challenge them to use their minds. This can be done by using printed handouts (e.g., mazes, matching games, question-and-answer games). A number of games can be implemented.

Scripture this week: Proverbs 1:7.

**2nd Week**—This lesson will concentrate on “thinking” games that are verbal and/or visual. Move objects around the room and see who notices what has been changed. Ask the boys how many verses they can recite from memory. Have them act out stories in the Bible, modern parables, or even fun skits.

Scripture this week: 2 Chronicles 1:10.

**3rd Week**—During this first-week emphasis on spiritual readiness, share with your boys what God’s Word says about our spiritual growth. Tell what Christians must do each day to become like Christ—pray, read the Bible, and witness!

This week’s lesson will center on prayer. Share the various types of prayer, who can pray, when to pray, and where to pray. Explain what the Bible says about prayer and how God answers prayer. Give the boys a chance to pray several types of prayer—thanksgiving, intercession, petition, etc.

Scripture this week: Daniel 1:17.

**4th Week**—This week share with the boys the importance of reading the Bible. Each leader should help his boys become involved in a Bible reading program. Assign the boys Scripture passages to read each week. Encourage the boys to use a modern translation of the Bible, so they can more easily understand God’s Word. Next, spend the remainder of your lesson time reading an interesting Bible story. Ask each boy to read a few





# NATIONAL TRAINING CAMP APPLICATION

PLEASE PRINT

NAME \_\_\_\_\_

ADDRESS \_\_\_\_\_

CITY, STATE, ZIP \_\_\_\_\_

HOME PHONE ( ) \_\_\_\_\_

OCCUPATION \_\_\_\_\_ AGE \_\_\_\_\_

DISTRICT \_\_\_\_\_ OUTPOST # \_\_\_\_\_

IN CASE OF EMERGENCY, PLEASE NOTIFY

NAME \_\_\_\_\_

ADDRESS \_\_\_\_\_

CITY, STATE, ZIP \_\_\_\_\_

PHONE \_\_\_\_\_

RELATIONSHIP \_\_\_\_\_

RR POSITION \_\_\_\_\_

## CAMP PREFERENCE

[ ]	FLORIDA	Fort Meade	January 31-February 3	1991
[ ]	ILLINOIS	Morris	May 2-5	1991
[ ]	NORTH CAROLINA	Siler City	May 2-5	1991
[ ]	IOWA	Boone	May 2-5	1991
[ ]	ALABAMA	Springville	May 2-5	1991
[ ]	TEXAS	Columbus	May 9-12	1991
[ ]	MONTANA	Hungry Horse	May 9-12	1991
[ ]	MARYLAND	Whiteford	May 16-19	1991
[ ]	CALIFORNIA	Sacramento	May 16-19	1991
[ ]	MISSOURI	Eagle Rock	May 16-19	1991
[ ]	CALIFORNIA	Twin Peaks	May 23-26	1991
[ ]	COLORADO	Cedaredge	August 15-18	1991
[ ]	NEW JERSEY	Medford Lakes	September 5-8	1991
[ ]	NEW MEXICO	Carlsbad	September 12-15	1991
[ ]	MISSOURI	Eagle Rock	September 19-22	1991

You must be in good health in order to participate in the strenuous activities of the training camp. Therefore, you must have a physical examination. After examination, please sign the following statement: **"After consultation with my physician, I know of no physical limitation that would restrict me from participating in the camp activities** \_\_\_\_\_ (Signature).

**Any medical facts we should know:** \_\_\_\_\_

Because of the limited size and the advanced cost of setting up these camps, a \$40 preregistration fee must accompany this application. This will be applied toward the total camp fee, which will be approximately \$95. A \$10 discount will be given at the camp for those who preregister 4 weeks prior to the camp date. **NOTE: TO CANCEL** you must notify the national office at least 3 weeks prior to the beginning of the camp. Your preregistration fee will be refundable (minus a \$10 clerical fee). **Cancellation after this date is nonrefundable!** Please submit your application in as early as possible.

MAIL THIS FORM TO: **ROYAL RANGERS**, 1445 Boonville, Springfield, MO 65802

CREDIT TO LEDGER: 001 01 4001 000

# NATIONAL TRAINING CAMP PERSONAL EQUIPMENT CHECKLIST

## CLOTHING:

- 1 Complete Class B Royal Rangers Uniform (long sleeve khaki shirt, khaki trousers, khaki Royal Rangers belt—no dress coats or ties worn)
- 1 Royal Rangers jacket
- 1 Royal Rangers sweatshirt (for colder areas only)
- 1 Pair Army fatigue trousers, jeans, or other work-type trousers for casual wear
- 2 Royal Rangers T-shirts
- \* Extra uniforms or fatigues for fresh change, as desired
- 1 Pair heavy shoes or boots for camp activities and hiking
- 2 Pairs heavy socks (navy or black)
- 1 Poncho or raincoat with hood
- \* Underclothing and handkerchiefs
- \* Pajamas
- \* **Please note:** No cap or hat is needed. A special beret will be issued. (Every item except emblem, name tab, and district strip should be removed from uniform.)

## PERSONAL ITEMS:

Sleeping bag  
Folding camp cot  
Toilet kit and mirror (no outlet for electric razor)  
Towels and washcloths  
Mess kit (plate, bowl, and cup)  
Silverware kit (knife, fork, and spoon)  
Canteen  
Pack and lightweight pack frame (for overnight hike)  
Small lightweight tent (for overnight hike)  
Ground cloth (waterproof)  
Air mattress or foam pad  
Flashlight with extra batteries  
Personal first aid kit  
Pocket knife and whetstone  
Hand axe  
8-inch mill file  
Compass (Silva style preferred)  
Waterproof match container with matches  
*Adventures in Camping* handbook  
*Leader's Manual*  
Small Bible  
Pen and pencil

## OPTIONAL ITEMS:

Ditty bag  
Insect repellent  
Folding plastic cup  
Thermal underwear (for colder areas)  
Small package of facial tissues  
Nail clippers with fingernail file  
Compact sewing kit  
Survival kit  
Camera  
Sunburn lotion  
Sunglasses  
Pillow

\*As many as you will need for the camp

# OUTPOST COMMANDER'S AWARD

The Outpost Commander's Award is a special achievement award for outpost commanders who have demonstrated outstanding service. All points must be earned for service rendered during the current calendar year. NATIONAL TRAINING EVENTS MAY BE COUNTED EACH YEAR.

Name \_\_\_\_\_ Address \_\_\_\_\_ City \_\_\_\_\_

State \_\_\_\_\_ Zip \_\_\_\_\_ District \_\_\_\_\_ Outpost Number \_\_\_\_\_

FILL IN THE BLANKS WITH THE NUMBER OF POINTS EARNED:

- |  |   |
|--|---|
| 1. AN UP-TO-DATE CHARTERED GROUP:<br>20 points _____   | 12. WEARING PROPER UNIFORM: 5 points _____  |
| 2. COMPLETED LEADERSHIP TRAINING<br>COURSE I-V: 20 points _____  | 13. OUTPOST MEETINGS: 1 point each<br>meeting conducted _____   |
| 3. ADVANCEMENT PARTICIPATION:<br>25 points if at least 50% of boys<br>in your outpost received an ad-<br>vancement and if at least 4 Councils<br>of Achievement were conducted _____ | 14. OUTPOST USING THE PATROL<br>METHOD PROGRAM: 5 points _____  |
| 4. OUTPOST CAMP-OUTS: 2 points each _____  | 15. GOLD BAR MEETINGS: 1 point each<br>meeting of boy/adult leadership<br>planning the outpost meetings and<br>activities _____ |
| 5. OUTPOST OUTINGS: 2 points each<br>except for camp-outs _____  | 16. CURRENT RED CROSS CARD:<br>2 points for each card _____   |
| 6. ATTENDING A NATIONAL TRAINING<br>CAMP: 5 points _____   | 17. OUTPOST SERVICE PROJECT:<br>2 points for each project _____   |
| 7. ATTENDING OTHER NATIONAL TRAIN-<br>ING EVENTS: 5 points for each event _____  | 18. ACTIVE FCF MEMBER: 2 points _____   |
| 8. OUTPOST PARTICIPATION IN A<br>DISTRICT POW WOW: 5 points _____  | 19. LEADERSHIP MEETINGS: 2 points<br>each for attending area-, sectional-,<br>or district-wide meetings _____                   |
| 9. BOYS WON TO CHRIST: 5 points each _____   | 20. OUTPOST VISITATION PROGRAM:<br>2 points for each home visited _____   |
| 10. NEW MEMBERS: 2 points each _____   |   |
| 11. RANGER OF THE YEAR PROGRAM:<br>5 points _____  | TOTAL POINTS _____  |

## REQUIREMENTS FOR AWARD

1. The outpost must have an up-to-date charter.
2. The commander must have completed the *Leadership Training Course*.
3. A minimum of 175 points are needed to qualify.

All outpost commanders who meet the above qualifications will be eligible to receive and wear the Outpost Commander's Award. Time period—*JANUARY 1* through *DECEMBER 31* of the current year.

NOTE: Please complete your copy of the Outpost Commander's Award Evaluation Sheet, and mail it to your *district commander*, not the national office. Your district commander will supervise the awarding of the Outpost Commander's Award. Seven dollars must be attached to cover the cost of the medal (subject to change by GPH without notice).

If all outpost commanders of one church earn this medal, the senior commander may also wear an Outpost Commander's Award.

# TRAINING OPPORTUNITIES FOR ROYAL RANGERS

Royal Rangers National Training Events are designed to give you the very best of training for all phases of the Royal Rangers ministry, with major emphasis on camping!

**NATIONAL TRAINING CAMP** is designed to give leaders professional training in camping and leadership, plus the opportunity of outstanding fellowship and adventure in the out-of-doors. See attached application for locations and dates.



**BUCKAROO/STRAIGHT ARROWS TRAINING CONFERENCE** is designed to give leaders training in various techniques and methods of leadership. Trainees will also receive training in various aspects of the Buckaroo and Straight Arrows ministries. **Locations and dates:** Columbus, Texas, April 4-6, 1991; Forsyth, Georgia, April 11-13, 1991; Cape Cod, Massachusetts, September 26-28, 1991; Sacramento, California, October 19, 1991, (phase I) and November 2, 1991, (phase II).

**NATIONAL TRAINING TRAILS** allows leaders to participate in outstanding rugged outdoor activities surrounded by some of America's most beautiful scenery. Leaders will be on the trail for three exciting days, carrying all their gear and food in backpacks. **Location and date:** Eagle Rock, Missouri/RRRTC, October 17-20, 1991.



**NATIONAL CANOE EXPEDITION** is designed to give leaders specialized training on how to conduct canoe trips and to provide outstanding adventure in some of the most beautiful canoe country in America. **Location and date:** Eagle Rock, Missouri/RRRTC, April 11-14, 1991.

The **WINTER NATIONAL TRAINING CAMP** will give leaders professional training in winter camping, campcraft, and various winter-related activities. The camp will be conducted in an appropriate winter setting. This camp is designed to inspire leaders to provide more activities for their outpost during winter months. **Location and date:** North Springfield, Pennsylvania, January 17-20, 1991.



**NATIONAL LEADERSHIP INITIATIVE CAMP** is designed to give leaders training in rappelling, low ropes course, safety, teamwork, leadership development, and to provide an analysis of one's strengths and weaknesses. **Location and date:** Eagle Rock, Missouri/RRRTC, May 16-19, 1991.

**ROYAL RANGERS AVIATION GROUND SCHOOL** is designed to provide necessary information and knowledge for individuals wishing to prepare for their private pilot's FAA written examination. **Location and date:** Eagle Rock, Missouri/RRRTC, July 22-27, 1991.

verses so that all boys will have an opportunity to read.

Scripture this week: Psalm 119:105.

**5th Week**—The third part of our spiritual thrust is on witnessing. Explain to the boys what the word *witness* means. Tell them how to witness, what they can share with others, who they can share with, and where they can witness. Help them understand that they can be as effective at witnessing as adults. Let the boys know that they can witness through both verbal and written communications. Sometimes just a word in a card, a note to someone who is sick, or a story in a written assignment at school could bring someone to Christ.

Scripture this week: 2 Peter 3:18.

## February: Great Men in History

**Overall Approach**—This month will be devoted to studying the lives of some great men from the past. Our Christian Character Trait for this month is *courage*. Show how this trait was active in the lives of each of the men discussed below.

**1st Week**—There is one name that rings with adventure: Daniel Boone. Boone was one of the great pioneers in the expansion of our country in the early days. Read about Boone in an encyclopedia, then share with the boys about Boone's boyhood in Pennsylvania, his move to North Carolina, and eventually to Kentucky. Tell what life was like in Boone's day, what moving from one place to another was like, how Indians played a big part in his life, what town was named after him, and what Boone did to help his country.

Scripture this week: Deuteronomy 31:6. References: *Great Names in Our Country's Story*, by Eibling Gilmartin Skehan, published by California State Department of Education; *Men Who Won the West*, by Franklin Folsom, published by Scholastic Book Services.

**2nd Week**—Each boy of Buckaroo age should know who Abe Lincoln is. Because Lincoln was born on February 12, this week should be devoted to telling the boys about the boyhood of Lincoln, the influence his mother had on him, and how he overcame all the obstacles before him. Share with the boys what Lincoln was like as a person as well as a politician. Tell them what he did for the people.

Scripture this week: Joshua 1:9. References: *Abe Lincoln Gets His Chance*, by Frances Cavanah, published by Rand McNally and Co.; *World Book of America's Presidents—Portraits of the Presidents*, published by World Book, Inc.

**3rd Week**—The "father of our country," George Washington, is another great man in history. Since Washington was born on February 22, you can share much about his life during this lesson. Tell the boys where Washington was born, what his childhood was like, whether he was rich or poor, what our country was like then, how he made his living as a young man, how he became involved in politics, what his role was during the beginning of the fight for our freedom, what his life was like as the first U.S. president, and how he helped the people of the new country of these United States.

Scripture this week: Psalm 20:7. Reference: *World Book of America's Presidents*.

**4th Week**—This week discuss with your boys about the great "giant" of God's great men: Elijah. The boys often hear about certain men in the Old Testament who were used by God. Using a Bible dictionary or Bible commentary, share with your boys how God used Elijah. *Courage* is one word that describes Elijah and the life he lived.

Scripture this week: 1 Kings 18:22-24. References: *All The Men of the Bible*, by Herbert Lockyer, published by Zondervan Publishing House; *The Lion Encyclopedia of the Bible*, edited by Pat Alexander, published by Lion Publishing.

## Older Boys Program



By John and Bonnie Eller

**Overall Approach**—Activities geared toward advanced awards.

## December: Spiritual Readiness

**1st Week**—Spiritual Life of Royal Rangers

Winter is a great time to focus on some in-depth studies concerning the spiritual life of your Royal Rangers. The program feature for this week and next should be requirements for the *Bible Award*, as found in the *Trailblazers Handbook*. Prepare an interesting presentation on how the Bible was written, emphasizing that holy men of old wrote these words as they were inspired by the Holy Spirit.

Mention that while some of the Bible was spoken then written down, other parts of the Scriptures were written down first. A good concordance will give several Scripture references to establish your presentation. Hand out a sheet listing the books of the Bible in order. Encourage the boys to either learn or review the list.

Assign four boys to do the following before the next meeting: One boy should look up four Scripture verses on salvation. Another should find four references on the baptism in the Spirit. Another should find four Scripture verses concerning divine healing. And another should secure four Bible references on the second coming of Christ. Instruct the boys to give their assignments to a commander or a lieutenant commander at the next meeting. Ask each boy to bring a Bible or a New Testament to the next meeting.

**2nd Week**—Bible Day

Using the Scripture references returned from the first week assignment, ask the boys and leaders to take turns reading them aloud. Allow time for discussion. Explain to the boys that these Scripture passages are the cardinal doctrines of the Church and something with which every Christian should be acquainted. Have a brainstorming session on different ways to study the Bible. Then give a 5-minute talk on the best approach you have found to study the Bible.

Prepare a 2-foot by 3-foot poster, and write the boys' names on the left hand side. Box the right side into 10 squares each. Each time a boy learns a new memory verse, offer him a star or a sticker to place in the squares beside his name.

### 3rd Week—Christmas

Stage an impromptu nativity scene. Assign characters to the leaders and boys. (If you have a small outpost, you may need to double up on some. And if no lady is available to play the character of Mary, use a vacant chair.)

Use the verses from Matthew 2 and Luke 2 that describe the Christmas story. Instruct the leaders and boys to go through the reenactment silently. Afterward, have the boys discuss the character(s) they represented and how they felt representing them.

### 4th Week—Bible Readiness for the New Year

Read a few verses from Genesis 1, and relate creation to the New Year—a new beginning. Explain how the Bible is our guide to daily living. Using the following list, have the commanders take turns putting these stories into their own words: 1. The Good Samaritan (Luke 10:30-37), 2. The Parable of the Sower (Luke 8:1-15), 3. The Prodigal Son (Luke 15:11-32), 4. The House Built on a Rock (Luke 6:47-49).

Read the following list of Bible characters one at a time, and ask the boys or leader to tell something about them: Abel, Joseph, Caleb, Gideon, Zacharias, Elizabeth, Stephen, and Barnabas.

## JANUARY: Physical Readiness

### 1st Week—Purpose of Physical Readiness

Prepare a 5-minute talk on physical fitness. Instruct the boys to be ready for a quiz. Conduct a buzz session using the following questions: 1. Why is being physically fit important? 2. What are the basic foods needed in your daily diet? 3. How does cleanliness help control illness? 4. Why is it important to have sanitary control of water? 5. What are some of the effects of tobacco and alcohol on your health?

Depending on the weather, plan some indoor or outdoor exercises. Remember to observe proper warm-up and cool-down before and after exercises.

### 2nd Week—Working Toward Good Health

Discuss how regular exercise promotes good health. Explain how walking or running helps keep a person in shape. Assign a commander or lieutenant commander one of the following for demonstration in the outpost meeting: 1. Getting the proper hours of sleep (needed: cot and alarm clock), 2. Proper care of skin, hands, and fingernails (needed: soap, water and pan, nail clippers, fingernail file, etc.), 3. Demonstrate the correct way to brush teeth, starting at gum level and working up to crown (needed: soft bristle tooth brush, tooth paste, dental floss), 4. Explain how proper brushing of teeth helps prevent cavities and gum disease.

### 3rd Week—Exercises

Select and demonstrate five exercises suitable for all-around good health. Show how push-ups, pull-ups, and sit-ups are good exercises. Using a concordance, refer to Scripture passages that relate to physical activities—such as walking, running, and wrestling. Guide a discussion about each of these.

### 4th Week—Health and Safety

Refer to Chapter 9 of the *Royal Rangers Leaders Manual*. Explain to the outpost that as their commander you are responsible to plan, to promote, and to carry out activities. It is also your responsibility to protect those who participate and to be prepared for any threat to health or safety. Then discuss the eight defenses for swimming activities: 1. Medical exam: One should be physically fit to go into the water. 2. Adult supervision: A responsible and trained leader should always be in charge. 3. Safe place to swim where bottom and depths are known. 4. Lifeguards on duty with a lifeline ready. 5. A

lookout located high enough to watch the swimming area. 6. Classify swimmers according to ability. 7. Buddy system with check-in and check-out. 8. Intelligent discipline, using rules boys understand and have a part in making and enforcing.

Encourage the boys to work on a family “be ready” plan in case of fire, flood, tornado, or other disaster. Here is a “be ready” list: 1. First aid kit, 2. Home fire plan, 3. Response to other emergencies.

## February: Mental Readiness

### 1st Week—Setting the Stage

Introduce the theme by instructing the outpost that the entire Royal Rangers ministry is designed to contribute to and encourage mental alertness. We will focus on two of these this month: the Advancement Trail and the Camping Program.

*The Advancement Trail:* Lead a discussion on how growth on the Advancement Trail is the true indicator of progress in the outpost. Explain that while individual initiative is important, the commanders are interested and available to assist in advancement. Challenge the boys to keep working on advancements, as their example will help others to participate.

Remember, boys are looking for opportunities for adventure and fun. They like things that are big, unusual, challenging, or successful. Now refer to Chapter 9 in the *Royal Rangers Leaders Manual*, and produce one or more of the following to interest the boys in advancement: 1. Wall chart for advancement during the outpost meeting; 2. A ceremony to recognize one or more boys for outstanding achievement; 3. A display of pins, stripes, or bars; 4. A demonstration in first aid, water purification, or rope craft; 5. Posters promoting Royal Rangers, Sunday school, or other aspects of the church program; 6. Produce a simple one-page newspaper of events and activities; 7. Distribute a short letter, to be taken home, praising the progress of the outpost.

### 2nd Week—Uniform Guidelines

Plan for a leader and a boy to come to this meeting in correct uniform. They will serve as role models for your discussions this week. Cover each aspect of uniform correctness, using your *Royal Rangers Leaders Manual* or *Royal Rangers Uniforms* guide.

Explain how each item contributes to the appearance. Guide a discussion on how the uniform, when worn properly, gives the right impression to others. Emphasize that Royal Rangers are “adventurers of the King” and that we represent our Master Ranger. Point out how George Washington and Abraham Lincoln represented our country well and that they are still remembered today for their courage and example.

### 3rd Week—The Camping Program

Refer to Chapter 7 of your *Royal Rangers Leaders Manual*. You may also want to make topic selections from *Adventures in Camping*. Using a chalkboard, have the boys call out things they enjoy about camping. After you have a good list, allow them to discuss these. Guide the discussions toward ideas for future camping experiences and situations.

Present to the outpost what our camping program provides: 1. Fellowship with other boys, 2. Association with leaders, 3. Physical activity, 4. Adventure, and 5. Development in Christian life. Then explain how camping is not a test of endurance, but a progressive method by which leaders and boys learn to take care of themselves.

### 4th Week—Relationship

Make a poster entitled “Camping.” Inscribe on it the following three points, to be used as guidelines for your discussion: 1. Fellowship, 2. Friendship, and 3. Freedom. During the meeting discuss how bonds of fellowship are formed when working

with one another. Show how true and lasting friendships are made when working closely with others.

Point out that camping frees us from the complex society in which we live. Add that camping provides us a chance to enjoy nature, which we often take for granted. Ask two or more boys, or leaders if needed, to relate a brief camping experience that

was meaningful in the areas listed on the poster. Read Matthew 6:26-31, then comment how we are dependent upon God for the basic needs for food, clothing, and shelter. Remind them that God is our source. Then explain how camping helps us learn firsthand how dependent we are on nature for our basic needs.

# Ready To Serve: Four Ways in One

*A meeting feature for Buckaroos or Straight Arrows*

*By Rev. James G. McHaffie*

**P**roviding the proper training and activities for the younger boy is important so he can become physically, spiritually, socially, and mentally "ready." These activities must be fun and challenging to the boy.

The following is one idea that will incorporate all four areas of growth into one meeting feature:

Begin by using a type of obstacle course that provides activities for each area of growth. You can provide your own ideas, but the following are some that will keep boys busy for 20-30 minutes, if you properly prepare the necessary events before the meeting.

1. *Physical:* A first event could require the boys to hop on one foot to a predetermined area where they will encounter the following activities.

2. *Spiritual:* At this station have them read or listen to a Scripture passage on cassette tape. (Younger boys may have difficulty reading.) Boys should now hop from this station to the others.

3. *Social:* This step requires the boy to put on a shirt over his clothes, button and unbutton it, then remove the shirt. Learning how to properly button clothes is very important in growing socially.

4. *Mental:* Next, have the boys count the number of beans in a can or box. For these young boys, no more than 25 beans should be used.

5. *Physical:* Now have the boys

walk on their tiptoes around the room or to the next event.

6. *Spiritual:* Singing is good for the lungs, heart, and mind. Have the boys sing a verse from a song like "Jesus loves me this I know."

7. *Social:* The next event teaches the skill of balance. Have each boy carry a cup of water to the next station. If they spill the water, they must start over. This is an exercise for coordination, but it is also important that a boy learn to carry a cup or glass of water when serving another person.

8. *Mental:* At this station you will need four sheets of paper, each having the name of one of the four Gospels written on it. Have the boys hop to this station and place the papers in sequence as they appear in the New Testament.

9. *Physical:* Now have the boys untie their shoes and retie them properly.

10. *Spiritual:* Have each boy at this station explain the meaning of John 3:16. If they do not know, then take time to teach the meaning to them.

11. *Social:* To help the boys with social awareness, have them make a greeting card and address it for mailing to someone who is a shut-in.

12. *Mental:* The next event is simply to have the boys say the Royal Rangers Pledge.

13. *Physical:* For this activity challenge the boys to thread a needle.

14. *Spiritual and Mental:* Instruct

the boys to recite the Lord's Prayer.

15. *Social:* At this station teach them how to properly shake someone's hand.

16. *Mental:* Look through old magazines, and clip out pictures of an egg, a chicken, a carton of milk, a cow, a tomato, and a bottle of catsup. Have the boys place the pictures together by association. These pictures can be placed on a single sheet of paper, so the boys can connect the pictures that associate by drawing lines to them.

The above activities can be done in any order. You may also choose to add or remove certain activities to fit your particular outpost. The key to making this a successful and fun time for the boys will be the amount of planning and preparation you do ahead of time.

After the boys are familiar with each event, you may later wish to time them as they go through the course. Prizes could be awarded to the boys with the best times.

Have fun teaching your boys physical, spiritual, mental, and social "readiness!"

James McHaffie has served as Royal Rangers Gulf regional coordinator since 1985. For more than 12 years McHaffie has pastored Full Gospel Assembly in Patter-son, Mo.



For Boys

# Royal Rangers: Ready To Serve

By Rev. Mark Gentry

**R**eady. Ready for anything! That's what Royal Rangers should be. Ready to work, to play, to serve, to obey, to worship, and to live.

Each of us must be ready to serve whenever and wherever we are needed—whether in our neighborhood, at our church, or with our family.

On the ranches of the Old West the cowboy was depended on for all kinds of work. His main job, of course, was to tend cattle. But he often had to mend fences or repair the bunkhouse roof. Occasionally, he was even called to defend the ranch or herd against wolves, mountain lions, or rustlers.

But whether he had to search for lost doggies in the noon-day sun or sing a night hawk's lullaby to a restless herd, he was always ready. Why? Because he was a cowboy, and that was what cowboys did.

As Christians and Royal Rangers, God is pleased with us when we are instantly ready to serve. He depends on us so much. But what does it mean for Rangers to serve? How can Rangers serve their neighborhoods, their churches, and their families?

Let's take a look:

## We Must Be Ready To Serve Our Neighborhoods

God has made man to be like a large family. So, we need to look out for each other and to help each other. If we are kind and considerate of our neighbors' privacy, peace, and property, we are serving them. For instance, we can serve our neighbors by not intruding on them without permission, by not playing so loudly they cannot read or rest, or by being careful not to damage their property or allowing others to.

Good neighbors do their part to

keep their neighborhoods safe and clean by not littering and by not leaving toys lying around. They are also ready to pick up after those who are inconsiderate.

## We Must Be Ready To Serve Our Churches

The church is our special Christian

family. We are to love and to show respect for each other. There was a time when people depended on their church family for most of their entertainment and fun. Today, many Christians depend too much on worldly sources of entertainment for their fun. But for Rangers who are faithful to serve their church by reg-

# Be Ready?

By Rev. Mark Gentry

**V**ery few Rangers have trouble understanding the ideas of the Code or the Pledge. But sometimes these ideas are hard to apply in real life. Boys and leaders alike get confused and frustrated trying to put words into action. Let me give you some helpful hints on how to overcome this dilemma.

Learn to read articles "between the lines." In other words, get the "real" meaning in your mind, and find new ways to use what you have read.

For example, in the *Buckaroo Handbook* emphasis is placed on each portion of the Royal Rangers Pledge. Each subtitle could be used as a study on service.

By using the *Buckaroo Handbook* you could look up Scripture verses and use stories to go with each heading of the book, while thinking up appropriate contests, projects, and fun events to go along with each one. And don't forget to use the Code, Motto, and age group theme in your feature . . . or your head and the leading of the Holy Spirit.

Let's look at this in further detail. For example:

"*The Royal Rangers Pledge*": With God's help, I will do my best to: serve . . . my fellowman . . ."

*Emphasis*: "God has made man to be like a large family. So, we need to look out for each other and to help each other. If we are kind and considerate . . . we are serving them [our neighbors]."

*Scripture*: Luke 10:30-37 (The Good Samaritan).

*Story*: Boy overcomes peer pressure from friends to harass elderly neighbor lady. Instead, he sacrifices his friendship by befriending the neglected and forgotten woman.

*Project*: Be kind to your neighbor week. Give boys a sheet with a list of ways to be kind to their neighbors. The check sheet could include an area to check off each method when completed. Have the boys return the sheets the next week, and have them explain how they were kind, considerate, helpful, etc.

To help teach your Rangers how to



ular attendance, there is a world of fun and adventure.

Our church needs us very much. If we will become friends to our church family and participate in church services and activities, we will help our church grow.

### We Must Be Ready To Serve Our Families

Do you know that your family depends on you very much? Without you, your family would not be complete. It is a great privilege to be part of a family. So, we must do all we can to help our families.

The first thing we should do is obey our parents. This is part of the Royal Rangers Code. By being obedient and helpful, Royal Rangers can make their parents' responsibilities easier.

Rangers should also be courteous

to their parents, brothers, and sisters. This brings peace to the family and makes us feel warm and good inside.

There are always chores around the house that need to be done, and we shouldn't wait to be told before we do them. Ranch hands that always stayed busy doing odd jobs or helping others with their chores were looked on favorably by their bosses. They were often paid higher wages or given extra time off for their willingness to serve. Likewise, the boys' willingness to serve shows how much they love their families.

God is pleased with us when we each serve our neighborhood, our church, and our family. He is especially pleased when we do it willingly and on our own initiative.

Do your best. Be ready to serve!

# How?

be ready and serving neighbors, organize projects in your outpost such as neighborhood trash patrols or neighborhood watch patrols.

The following is a short outline of projects and contests to use with your "Ready to Serve" theme:

#### I. Serving Your Neighborhood

- A. Litter Patrol
- B. Neighborhood Watch (possible program feature)
- C. "Be Kind to Neighbors" week

#### II. Serving Your Church

- A. Attendance Contest
- B. Work Opportunities
  - 1. clean-up
  - 2. kitchen help
- C. Litter Patrol
  - 1. sanctuary
  - 2. Sunday school rooms
- D. Adopt-a-Member
  - 1. grandparent
  - 2. sick person

#### III. Serving Your Family

- A. Star Chart  
(Hand out charts with the Code written on them and packets of stick-on stars. Have

each boy give the materials to his parents. Parents, then, can put stars on the chart beside each point of the Code when their son lives up to the Code at home.)

#### B. Appreciation Letters (to moms, dads, brothers, and sisters)

The key to applying the principles of the Bible is a specific hands-on, supervised project, with a scheduled time to complete it. Keep in mind that Jesus taught us how to teach, how to learn, and how to obey. His life is an example of the "tell, show, do" system.

Tell how to do service. Show how to serve. Then do service with those you tell.

*Mark Gentry is first vice president of the Royal Rangers National Council and national field advisor. He also pastors Faith Assembly in Fort Smith, Ark.*



## Are You a Big Game Hunter?

By Raymond Bottom

Most everyone is interested in the various kinds of animals from around the world. Many of us would like the thrill of big game hunting. Here's your chance to hunt without moving from your chair.

Below, write beside each continent name the numbers that correspond with the animals that can be found in those areas. Each correct answer is worth 5 points. If you score below 60, you need to do more hunting!

Continents	Animals
Africa	1. giraffe
Asia	2. grizzly bear
Australia	3. zebra
Central America	4. koala
North America	5. hippopotamus
South America	6. sloth
	7. lion
	8. anteater
	9. elephant
	10. kangaroo
	11. bison
	12. tiger
	13. camel
	14. llama
	15. rhinoceros
	16. caribou
	17. ostrich
	18. jaguar
	19. chimpanzee
	20. armadillo

**Answers:**  
 Africa (1, 3, 5, 7, 9, 13, 15, 17, 19), Asia (9, 12, 13, 15, 16), Australia (4, 10), Central America (6, 20), North America (2, 11, 16, 20), South America (6, 8, 14, 18, 20)

—Hang from low branch

Poke hole in center for hanging string

Cut out 2" square

4 - 2" pieces of tape forming a perch.

Punch several drain holes

# How To Make a Hanging Bird Feeder

By Kathy Trupp

**I**t's tough being a bird. Food becomes harder and harder to find during the winter months. That's where you can lend a helping hand—by setting out food in your backyard.

In return for your kindness, birds will give you many hours of enjoyment as you listen to their beautiful songs and look at their colorful feathers.

It's important to remember, however, that once you begin feeding birds, you continue to do so. Birds will get used to your handouts and may not go elsewhere to find food.

On the other hand, when birds become familiar to your food supply and your backyard, they may stay throughout the spring and build their nests to raise their young.

## Make a hanging bird feeder

**Attention: Adult supervision is recommended**

To make a hanging bird feeder, you need:

- 1: One-pound plastic margarine bowl

(with lid)

- 2: Pointed scissors
- 3: One shoelace, 18 inches long
- 4: One long nail
- 5: Masking tape

### What To Do:

- 1: Poke a hole through the center of the plastic bowl lid.
- 2: Cut out a 2-inch square from the center hole of the lid. This will serve as a doorway.
- 3: Cut four 2-inch strips of masking tape, overlapping one side of the doorway.
- 4: Lay down on side. Using long nail, poke holes (for drainage) in one side of bowl.
- 5: Directly across from drainage holes, poke hole, making it big enough to thread the shoestring.
- 6: Tie a knot in one end of the shoestring. Thread the other end through to outside of bowl. Make certain knot is secure.
- 7: Line up taped side of lid with drainage holes of bowl. Snap on lid. Tie shoestring around limb of

tree.

A bird feeder can also be made from a plastic 1-gallon milk carton. Punch holes on either side of carton 1 inch from top. Thread a sturdy string, about 18 inches long, through the holes, and tie a knot at the top of the carton.

Next, cut out four squares (spaced evenly around and about 3-4 inches from bottom). The squares can vary in length and width from 2-3 inches lengthwise and sideways.

Finally, tie the feeder to a limb. Caution: Keep out of reach of cats.

**Dinner menu for birds:** Sunflower seeds, wheat, cracked corn, wild bird seed, oats, cracked walnuts, thistle seeds.

**Attracts:** Sparrow, Chickadee, Downy Woodpecker, Bluejay, Junco, Nuthatch, Wren, Red Bird.

**Delightful tidbits:** String sliced apples, raisins, popcorn, and unshelled peanuts around a tree. Or roll pinecones in corn meal and peanut butter mixture.

# Become a Developer of Housing for Wildlife

By Tom and Joanne O'Toole

When housing isn't available in one place, people have to look elsewhere to live. It's the same with small animals. If they can't find shelter for themselves and their families, they move on. With a little imagination and some effort, however, wildlife can be attracted to housing you create for them.

For ground dwellers you can easily make an artificial home. Just remember, skunks are ground dwellers too! To build a burrow, find a nice sheltered area. Pick a spot at the edge of the woods, along a fence, or somewhere else you know the wildlife won't feel threatened. Next, dig a hole about 18 inches square and 1 foot deep. Place hardwood, sized to the above dimensions, along the four side walls. Now place over the burrow a removable cover that will fit snugly into place at ground level. A board large enough to cover the den can serve as the roof. Cover the top with twigs and brush to give it a natural appearance.

The entranceway for the animals should be field tile angled from opposite bottoms of the burrow to the surface. For a snug fit, semicircles should be cut at the bottom of the box where the tile will enter. Make at least two entranceways.

Make sure you dig these artificial burrows in a well-drained area and near good cover. And *do not* apply paint, a protective coating, creosote, or other substance to the wood. (Such covering can harm animals if swallowed.) Leave it natural—the more drab the better.

Squirrels can also be attracted to artificial dens. The dens can take endless shapes and sizes and be built out of hollow logs, nail kegs, and old tires. Perhaps the easiest is to build a rectangular box, about 8 inches square by 16 inches high. The top should be slanted so rain will run off and hinged so the den can be cleaned annually.

An entrance, 3-4 inches in diameter, should be placed at the top of the box and near the tree trunk. Also, an extra piece of wood just below the

opening will act as a step or ledge. This artificial den can then be wired around a tree trunk.

For waterfowl, birds, and other welcomed winged visitors, a universal shelter is the rectangular box, similar to the one suggested for squirrels. It should be about 10 inches square by 24 inches high. The entrance should be on the front, measuring about 3 inches in diameter. Again, the roof should be slanted and hinged.

To insure usage and survival of the young, put about 3-4 inches of sawdust or shredded newspaper in the bottom. Also tack against the inside front a strip of hardware cloth from the bottom of the box to the entrance hole. This will serve as a ladder for the young to climb once they grow strong. To discourage predators, mount these little homes in trees and away from tree trunks.

A well-built brush pile den—with a good foundation and the covering brush material—will attract rabbits, chipmunks, white-footed mice, and whatever else populates your area. Several options are available to build a good foundation. If logs are available place them parallel to each other about 1 foot apart. Then place an equal number of similar-sized logs the same distance apart on top of and perpendicular to the logs on the ground. Now gather and cover the


“home” with brush. You can accomplish the same type of shelter by using flat rocks as the second layer on top of the logs on the ground.

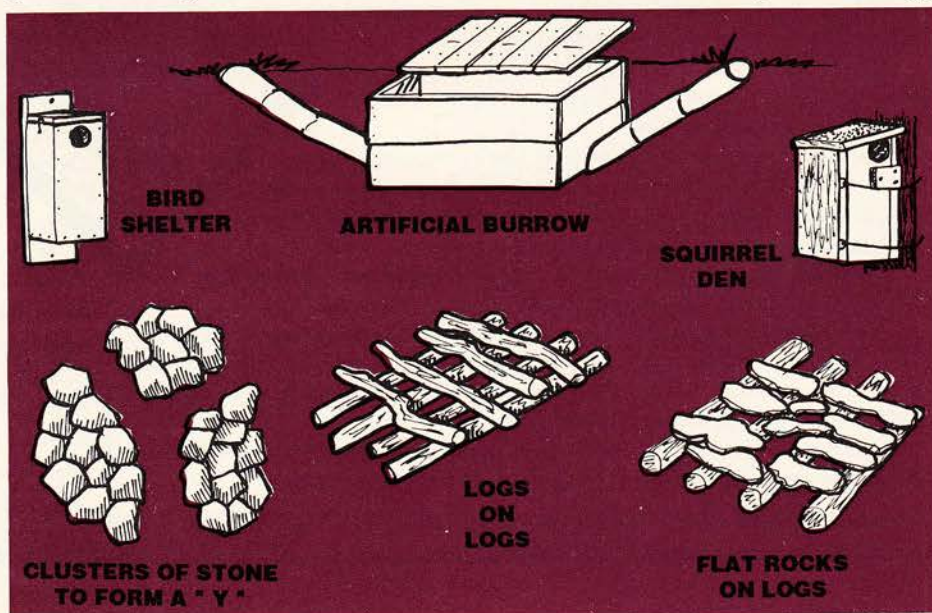
If logs are not available, gather large stones, and put them in three clusters so the space between the piles forms a “Y.”

Each of these foundations serves the same purpose—to provide a small open tunnel under the pile once the brush is stacked on top. These brush piles should be built along backyards, field borders, or woodland edges.

To protect the brush piles, make them thick enough so dogs won't delight in crawling through them, big enough so they can't be kicked or pushed over, and secure enough so the wind won't blow them apart. To reinforce the brush piles, place a few heavy logs or branches over tops and on the sides of each.

Regardless of how good the habitat is for wildlife, they need food and water in sufficient quantity and quality. Shelter without food will not draw the animals or birds to your property.

Whether you create your own artificial habitats, buy those ready-made, or use the natural elements, you'll reward the animals and birds with new living quarters. And you'll greatly reward yourself by seeing more wildlife around you. 



# Building Bridges

By Fred Deaver

**A**t the very first National Training Camp in 1969, where I attended as an outpost commander, I heard one of the staff members comment that the Royal Rangers ministry is but a "bridge" to reach boys for Christ. I have since found this to be true as a Royal Rangers leader many times.

Because of their strategic value, bridges have often been the objects of many battles. For the knights of old, bridges spanning the moats enabled the brave warriors to pursue their enemies. During World War II a captured bridge signified great victory to an invader who had taken it intact; a passable bridge meant the invader could better employ his battle tactics. Because of its great value to warriors, many soldiers have given

their lives for a foot bridge.

Just as the bridge serves great importance during wartime, it does likewise in spiritual battle. For example, the Royal Rangers uniform is a bridge that can bring boys into the ministry. A uniform serves four main functions: 1. The uniform breaks down social classes. 2. It enables boys to become more disciplined. 3. It provides a sense of belonging. 4. It serves as a tool on which awards and advancements can be displayed. So how well we use this "bridge" is very important!

Camping also serves as a bridge. Therefore, we should teach our boys all the latest camping techniques. Camping should not be an ordeal for boys, but an adventure—practical and essential. If we make camping an or-

deal, we destroy that bridge. The same holds true for hiking and canoeing. Even the games played at outpost meetings and the use of the patrol flag can serve as bridges to reach boys for Christ.

The most important bridge is the great burden that Jesus places on our hearts for boys. Therefore, we as Royal Rangers commanders must have a daily time of fasting, praying, and reading God's Word. This discipline is a must so we can be effective bridge builders for Christ.

Let's begin building bridges today!

Fred Deaver is national FCF president. He has served the Royal Rangers ministry since 1966.



**H**ave we got an exciting project for your Royal Rangers! Not only can you join in **The 1991 Great Bible Read Through**, your outpost can become involved in a "professional" outreach.

Here's how it works: Once your outpost has purchased *One Year Bibles* for itself, purchase one extra Bible for each member and a couple "back ups" for possible new members. Then let each boy write a note to his favorite professional athlete, telling him about God's love and the importance of Bible reading.

Have each boy sign his note and include his return address. Then simply place the note in the Bible and mail it to the athlete's team address, marked to his attention.\*

Whoa. Wait a minute! Aren't those professional athletes the rich ones who could easily afford a Bible?

That's right. But Jesus said, "It is easier for a camel to go through an eye of a needle, than for a rich man to enter the kingdom of God!"

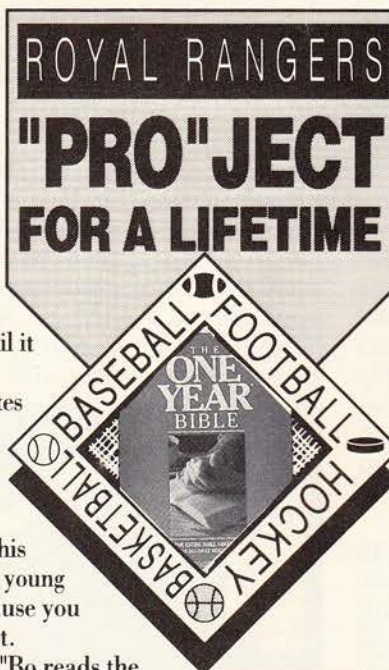
Imagine if just one athlete accepts Christ because of this outreach. What an impact he could make on thousands of young people—ones your outpost could never reach—just because you took advantage of an opportunity to tell him about Christ.

Wouldn't it be great if next year your boys could say, "Bo reads the Bible!" Or the Jose 900-number would tell of his salvation?

And, to make this project more affordable, we have a special offer for you. *One Year Bibles* are regularly \$14.95 each. But now, when you purchase a case of 24, you can get them for just \$7.48 each. That's a 50% savings worth nearly \$180.00!

Don't wait. Get your Royal Rangers involved in **The 1991 Great Bible Read Through** and a project they'll never forget. Order today.

\*Team addresses can be found in the *World Almanac and Book of Facts* at your local library.



## One Year Bible, Decade of Harvest Editions

**Kivar**  
KJV, Navy 01NM0650  
NIV, Burgundy 01NM0655  
Reg. \$14.95 each;  
**Now just \$7.48 each**  
(When you purchase a case of 24.)


**Bonded Leather**  
KJV, Burgundy 01NM0788  
KJV, Navy 01NM0789  
NIV, Burgundy 01NM0790  
NIV, Navy 01NM0791  
Living, Burgundy 01NM0792  
Living, Navy 01NM0793

Reg. \$39.95 each;  
**Special \$16.95 each**  
(No minimum purchase required.)

**The 1991 Great Bible Read Through** promotional items and guides are available. Ask for a free brochure #75-2066 for more information.

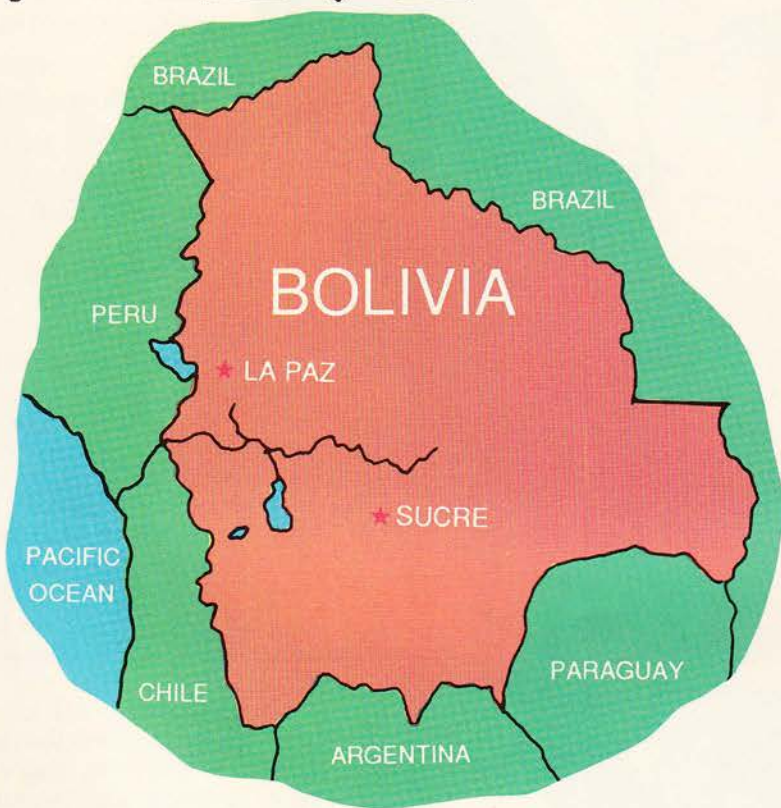
For orders of \$5.00 or more:

Call toll free **1-800-641-4310**

Or mail your order to:  **GOSPEL PUBLISHING HOUSE**  
1445 Boonville Avenue  
Springfield, MO 65802-1894

Add postage and handling charges: Less than \$10.00, add 15%; \$10.00-\$49.99, 10%; \$50.00-\$99.99, 8%; \$100.00 or more, 7%. Add state sales tax: CA. 6.250%; MO, 5.975%. Prices are subject to change without notice.

ers in



ing the Royal Rangers program in their churches. God began to lay the burden for spiritually lost boys on the hearts of men. As they began to respond to the call for leadership, boys also began to take great interest in the program.

As a result, the ministry has grown steadily since December 1985. Royal Rangers in Bolivia now has 52 outposts in which about 2,200 boys are involved.

Much must yet be done to evangelize the young people of Bolivia. But just as God used the Royal Rangers to mold David's life, He, too, can use the ministry to evangelize mil-

lions of unsaved boys in Latin America.

More than 60 percent of Latin America's people are under the age of 24. This means that the Church has a great responsibility toward reaching the young people.

You can help Royal Rangers leaders in Latin America carry the message of Jesus to the boys there by being "ready." Being "ready" means you're prepared to pray, to give, and, if God calls, to go.

*\*false name used to protect the person referred to*

## Facts About Bolivia

*Official name:* Republic of Bolivia  
*Area:* 424,165 sq. mi., the size of Texas and California combined

*Population:* 6,876,000

*Capitals:* Sucre (legal), La Paz (de facto)

*Government type:* Republic

*Official languages:* Spanish, Quechua, Aymara

*Main ethnic groups:* Quechua (30%), Aymara (25%), mixed (30%), European (14%)

*Major religion:* Roman Catholic (95%)

*Leading industries:* Textiles, food processing, mining, clothing

*Number of Assemblies of God missionaries in Bolivia:* 12

### Geography

The landlocked nation of Bolivia is nestled between Brazil on the north and east, Paraguay and Argentina on the south, and Chile and Peru on the west.

### History

Ceramics dating from 1200 B.C. and drawings found in caves tell of Bolivia's earliest civilizations. After declaring its independence in 1809, this region was liberated by Simon Bolivar, a Venezuelan general. Bolivia, established August 6, 1825, chose its name in his honor.

### Life in Bolivia

People of European background (the whites) and the cholos (who normally observe both Indian and white customs) usually reside in cities. The whites often live in large Spanish-style houses. The cholos frequently have brick houses. City dwellers wear clothing similar to that worn in the United States.

### Religion

Roman Catholicism is the official state religion, but Bolivia's constitution guarantees freedom of worship. Some Indians still worship false gods, such as *Inti* (the sun god), while borrowing much from the Catholic beliefs.

Pray for the millions who are seeking "religion" instead of a born-again experience with Jesus. Pray also for a great outpouring of God's Spirit throughout Bolivia.

A stylized illustration of a young man with short brown hair, wearing a red short-sleeved button-down shirt and blue pants. He is looking to the right with a surprised expression, his mouth slightly open. The background behind him is a dark, jagged, torn-paper-like shape. The title 'Major Bummer' is written in a large, red, outlined font in the upper right corner.

# Major Bummer

By Rev. Robb Hawks, national program coordinator

**H**ey, watch what you're doin', chump."

"Alright, I'm sorry," Jonathan replied as he picked his way through the crowded hall to his new class. Jonathan knew already the day was going to be a bummer. The piercing ringing of the bell meant he was late on top of everything else. *Major Bummer!* thought Jonathan.

"Nice of you to join us, Jonathan," said the math teacher as Jonathan entered the room—all eyes upon him. "Now if you will take out a pencil, you may join the rest of the class in taking a pop quiz," the teacher said snidely.

Jonathan collapsed into his chair and began to read the quiz. *Mega bummer!* Jonathan thought. As he read question after question, Jonathan hadn't the slightest clue what the quiz answers might be.

The day was quickly falling apart. Even Jonathan's new shirt was wrinkled. He had forgotten to ask his mother to iron it. Guess you could say he was just thrown together.

Finally the bell rang, ending the class and signaling everyone that lunchtime had arrived. Jonathan, along with his classmates, made a mad break for freedom.

Rushing from the room he and Trisha hit the door at the same time. Jonathan's heart skipped a beat as he found himself face to face with the girl of his dreams.

Jonathan managed a smile and a "Hey Trisha, how yah doing?" Trisha

started to smile but suddenly made a sour face and turned her head. She then beat a hasty retreat through the door.

*Oh great!* Jonathan thought as he slunk out the door and toward the lunch room. *Dragon breath! I forgot to brush my teeth this morning.*

George and Jimmy were waiting for Jonathan in a darkened corner in the crowded hall. "What's the matter, Johnny boy?" asked George. "You look a little low today, dude."

---

*"Today has been one major, mega bummer," replied Jonathan. "I haven't been ready for anything . . . ."*

---

"Today has been one major, mega bummer," replied Jonathan. "I haven't been ready for anything, was late for class, failed a math quiz, ran into Trisha and almost curled her hair with my bad breath, and . . ." reaching into his pockets and finding them empty, "and forgot my lunch money. This is the pits!"

"Yo, I see what you mean, dude," exclaimed Jimmy. "You're definitely having like a major bad day. You know what you need? You need a

little comfort." Jimmy looked around suspiciously. "Here, take a hit on this." Jimmy held out his hand, revealing a smoldering joint of marijuana.

"I don't know, Jim," Jonathan slowly replied.

"Come on, Johnny. What are you, a wimp or something?" jeered Jimmy.

"Naw, I'm no wimp, but . . . well . . . ." Jonathan continued to stall.

"Hey, dude, I thought you were cool. But I guess you're just a big sissy," George chided.


"Yah, I don't even know if we should be seen with you," Jimmy added.

"Well, I guess it wouldn't hurt," Jonathan said as he reached for the joint. He slowly put it to his lips. As he took his first puff, Jonathan felt a heavy hand clamp his shoulder.

"Okay, boys," said the assistant principal in a deep voice. "I think you had better give me the pot and follow me."

*Galactic Bummer!* Jonathan thought as the reality of what he had just done began to gnaw deep into the pit of his stomach.

Jonathan learned a simple lesson that day. Being ready is more than just being on time for school, brushing your teeth, or having studied for class. Being ready means that you are prepared to "just say no to drugs."

A Royal Ranger is always ready, ready for anything! 

## Making Christmas Lights

By John Eller, national aide-de-camp

Last Christmas our family decided to do something different for the holidays. Instead of the usual strings of Christmas lights that don't always work, we experimented by making Christmas lights out of candles and paper bags. The bag served both as a windbreaker for the flame and as a kind of globe for the light.

After several attempts we discovered that the regular old brown sandwich bag worked best. We simply opened the bags, poured into each a cup or so of dry sand, and set a small candle into the sand.


We then lined up the bags along the sidewalks and the driveway, at 18- to 20-inch intervals, and lit the

candles with long-stemmed matches.

Since the life of each candle was about 3 hours, we lit them at dark and blew them out 30-45 minutes later. This way the candles lasted several days.

As expected, the neighbors picked up on the idea, and our block began to look like an airport runway.

After Christmas we poured the sand into a large bucket, capped it, folded the bags, and made a note to stock up on candles later on.

This year the paper bag craze may spread to other blocks in our town. Why don't you begin the tradition in yours as well? 

## Minute Quiz

By O. J. Robertson

The American Revolution saw the forming of a group of fighting men who pledged to be ready for combat at a minute's notice. They were called Minutemen. See how "ready" you are for this minute quiz.

1. What state in the United States has no official nickname?
2. Three oceans wash the shores of these two North American nations. Can you name the oceans and the two countries?
3. What two states have in their spelling the verb "ask"?
4. The first five letters in the spelling of one state bear a person's name. Within that name is another name. What state is it?
5. What fruit has the same name as its color?
6. Two nations in the Far East have within their countries' names the words that depict two parts of the human face—lip and chin. What are the two countries?
7. Several states share a northern land boundary with Canada. What two states (one western, one eastern) have the shortest boundaries with our northern neighbor?
8. The feminine name Ida begins the spelling of one state and ends the spelling of another. What two states are they?

**Answers:**  
1. Alaska 2. Pacific, Arctic; United States, Canada 3. Nebr-  
braska, Alaska 4. Louisiana (Louis,  
Lou) 5. Orange 6. Philippines, China  
7. Idaho, New Hampshire 8. Idaho, Florida

**B**illy's eyes were open wide with fear. The world flashed by as Grandpa's pickup truck spun around and around on the slick ice.

Billy looked at his grandpa, who was trying his best to get the truck to stop spinning. He kept tugging at the steering wheel and stomping on the brakes. But the truck continued to spin out of control.

The thought flashed through Billy's mind, *Maybe we will never stop spinning.* Just then a large oak tree appeared in the front windshield. The truck slammed to a sudden stop. Billy's seat belt yanked hard on his stomach.

---

*Suddenly, Billy remembered the words of his Buckaroo commander: "A Royal Ranger is ready, ready for anything."*

---

All became quiet except for the sound of the steam coming from the truck's radiator. Billy heard a moan and looked over at his grandpa. Grandpa wasn't wearing his seat belt, so his head had hit the windshield when the truck crashed. Blood was flowing from a large cut on Grandpa's forehead.

Billy began to panic. Suddenly, Billy remembered the words of his Buckaroo commander: "A Royal Ranger is ready, ready for anything." Billy couldn't remember everything he was supposed to do when someone was hurt. But he did remember he was

taught not to move an injured person.


Suddenly, bright lights were shining all around him. Billy heard a knock on the window and looked up into the eyes of a policeman. The policeman checked out Grandpa and said his injuries didn't look too bad. He then unbuckled Billy and helped him from the truck.

"It's a good thing you were wearing your seat belt!" said the policeman. "You could have been hurt even worse than your grandpa."

"I guess wearing a seat belt is a lot like the Royal Rangers Code," said Billy.


"How's that?" asked the policeman.

"A Royal Ranger is ready, ready for anything," Billy replied. "When you wear your seat belt, you're ready for accidents like Grandpa and me had."

A big smile came across the policeman's face, and he said, "It sounds like the Royal Rangers Code is good for all of us to live by." 

## *Billy and His Seat Belt*

By Rev. Robb Hawks





# 1990 Royal Ranger of the Year Winners



*Top Row: Shawn Backus, Bryan Burwick, Wallace Lockwood, David Staumbaugh. Bottom Row: Nat. Comm. Ken Hunt, David Tompkins, Robert Eby, Noel Garcia, Jason Williams, Nat. Deputy Comm. Paul Stanek.*

Following months of rigorous competition, eight young men from across the United States received national Royal Ranger of the Year awards, July 23, at the General Council headquarters in Springfield, Mo.

The eight national winners who had won their regional competitions met with Assemblies of God executive members and national Royal Rangers leaders at Headquarters for the special awards luncheon. Gen-

eral Superintendent G. Raymond Carlson and National Commander Ken Hunt presented certificates and medals to the winners. Prior to and following the ceremony, the eight young men were taken to various tourist attractions in the Ozarks.

The 1990 national winners are Robert Eby, Great Lakes region; Bryan Burwick, Gulf region; David Tompkins, North Central region; Noel Garcia, Northeast region; Shawn Backus,

Northwest region; David Staumbaugh, South Central region; Jason Williams, Southeast region; and Wallace Lockwood, Southwest region.

Robert Eby, age 16, is from Elkhart, Ind., and attends Calvary Assembly (Outpost 15). Bryan Burwick, age 17, attends Ozark Assembly (Outpost 167) in Ozark, Mo. David Tompkins, age 17, attends Glad Tidings Assembly (Outpost 16) in Omaha, Nebr. Noel Garcia, age 17, is from Brooklyn, N.Y., and attends Emanuel Pentecostal Temple (Outpost 71).

Shawn Backus, age 17, attends Olympic View Assembly (Outpost 105) in Silverdale, Wash. David Staumbaugh, age 16, attends First Assembly (Outpost 44) in Bosque Farms, N. Mex. Jason Williams, age 18, from Albany, Ga., attends Victory Tabernacle (Outpost 3). And Wallace Lockwood, age 16, attends Good Shepherd Assembly (Outpost 137) in Carlsbad, Calif.

The national Royal Ranger of the Year award is one of the highest obtainable honors in the Royal Rangers program. The winners represent about 132,000 Royal Rangers in the United States.

The effectiveness of the Royal Rangers program became evident during the three days the national winners visited Springfield and the Ozarks. The boys were up past midnight one evening sharing with each other their desires to follow Jesus and to use their new national recognition to glorify Jesus.

During the 1990 International Camporama near Eagle Rock, Mo., two young men were elected to serve as national scouts for the Frontiersmen Camping Fellowship.

Paul Flessner, age 17, was elected national scout. He attends Boulder First Assembly (Outpost 34) in Boulder, Colo. Tim Baumgartner, age 17, was elected assistant national scout. Tim attends Orchard Park Tabernacle (Outpost 64) in Orchard Park, N.Y.

Paul and Tim received special recognition as the new national scouts during the Friday evening service at the Camporama. Their honorable positions follow years of hard work in the Royal Rangers program. Both young men are Trailmasters and Wilderness Frontiersmen. They have also obtained numerous advanced awards.

## FCF Scout Winners



*National Scout Paul Flessner*



*Asst. National Scout Tim Baumgartner*

# Readiness: The Spending Plan

By Freda Jackson, editor/promotions coordinator for the Deferred Giving and Trusts/Stewardship Department of the Assemblies of God

Evening, Mrs. Clark. Is Jack home?" "Hello, Randy. Jack's upstairs 'working out.' Go on up."

Randy bounded up the stairs, two steps at a time. Bursting through the door into Jack's room, he was surprised to see Jack working at his desk.

"Hey, guy!" he exclaimed. "Your mom said you were working out." Randy glanced over at the new set of weights he had helped Jack pick out the week before.

"I am working out," Jack said. "I'm working out a spending plan."

Throwing a leg across the corner of Jack's desk, Randy laughed, "Well, here's the expert on spending. How can I help you?"

"Sorry, pal," Jack frowned. "You're the one whose advice helped get me into this mess. Those weights I bought last Saturday—at your urging, I might add—took all my money. I even used my tithe money and Sunday school offering to pay for those things. Did I ever feel guilty Sunday morning when the offering plate went by!

"I had spent God's money," continued Jack. "I asked Dad to give me an advance on next week's allowance, but he said, 'We need to have a talk.'"

"So, you got a sermon, huh?"

"That's what I thought: sermon time. But he just told me my problem was that I had no spending plan. So, he helped me work out this plan." Jack shoved a piece of paper into Randy's hand. "Here, take this. You might find it could work for you too.

"I decided the first thing I needed to know before working out my spending plan was how much I would have to spend," Jack added. "Then I would need to list the things I'm responsible for. First on my spending list, of course, is tithes and offerings. Do you remember pastor's sermon last Sunday?"

"You mean the one about neglect?" Randy asked.

"When Dad asked me what I thought about the pastor's sermon, I knew what he meant. I was wasting my allowance and earnings on selfish desires just like the Israelites.

"God was saying to the Israelites that as long as they were only concerned with pleasing themselves, they would never be able to earn enough money to get all the things they wanted."

Jack picked up his Bible and opened it to Haggai 1:6. "God told the Israelites, 'You earn wages, only to put them in a purse with holes in it' (NIV). You might say my pockets had holes in them last week. This spending plan should patch them up.

"Ten percent of all the money I get—allowances, gifts, small jobs—will be set aside for tithes," said Jack, "and another 5 percent for Sunday school and Royal Rangers. Right off the top. Then I'm going to pay myself 10 percent next. That goes into sav-

ings. Now, if I can just get everything to work out right, 70 percent should cover school expenses, lunches, and some special clothes I want, with 5 percent left over for fun."

"That sounds like a lot of work," Randy mumbled.

"Yeah," Jack said, "but if I show Dad how responsible I am with handling money, maybe he'll increase my allowance. You know that pair of Air Jordans . . ."

*Readiness for a Royal Ranger means using money wisely. After all, your money is God's gift to you.*

*Be ready to serve God even with your finances. Maybe the spending plan below can help.*



## Weekly Earning, Giving, Savings, and Spending Plan

For Week of: \_\_\_\_\_

### Income:

Balance from last week	\$ _____	
Allowance	\$ _____	
Earnings	\$ _____	
Other (gifts, etc.)	\$ _____	
<b>Total Income</b>	<b>\$ _____</b>	<b>\$ _____</b>

### Outgo:

#### Giving (15%):

Tithes (10%)	\$ _____
Offerings	\$ _____
Other contributions	\$ _____

#### Savings (10%):

Future plans (college, etc.)	\$ _____
Future purchases	\$ _____

#### Spending (70%):

Incidental school expenses (lunches, supplies, etc.)	\$ _____
Clothes (other than those parents provide)	\$ _____
Grooming (haircuts or other personal items)	\$ _____
Gifts (special occasions)	\$ _____

#### Fun (5%):


Athletic events	\$ _____
Special activities	\$ _____
Other (books, magazines, videos, electronic games, etc.)	\$ _____

**Total outgo (expenses)** \$ \_\_\_\_\_ \$ \_\_\_\_\_  
**Balance at end of week (income less expenses)** \$ \_\_\_\_\_

# COMEDY CORNER



© COVERLY BY DAVE  
 "HE JUST GOT A PRICE QUOTE ON HIS CAR INSURANCE. HELP ME PRY THE PHONE OUT OF HIS HAND"



Abner was the shyest young man in the county. So his mother was much surprised when Abner told her one night during supper that he was going out courting.

After supper Abner dressed in his best suit and left the house with a gleam in his eyes. Half an hour later Abner returned home. His mother, full of curiosity, asked him: "How did it go? Did you see her?"

Abner chuckled, "Sure did, and if I hadn't ducked behind her hedge, she'd have seen me too!"

\*\*\*

An old man called his girlfriend and said: "I'm so forgetful these days. I know I proposed to you last night, but I can't remember if you said 'yes'

or 'no.' "

Sweetly she replied: "I'm so glad you called. I knew I had turned down someone last night, but I couldn't remember who."

\*\*\*

A college student went to his room about 7 p.m. and caught his roommate standing in front of the mirror, admiring himself.

"Say, what are you doing wearing my new raincoat?" he asked his roommate.

"Well," the roommate paused then said, "you wouldn't want your new suit to get wet, would you?"

Martha Beckman  
 Granada Hills, California

A construction worker was hammering nails at a lively rate into the wall he was building, but almost

every other nail he picked up he threw aside. Finally he told a fellow worker, "You know, about half these nails have the heads on the wrong end."

"You dummy," the other worker exclaimed. "Those nails are for the opposite wall."

\*\*\*

It was a hot summer afternoon, but the man standing on the ladder, painting his house, was wearing two coats.

A curious neighbor passing by called out: "Hey, Joe! What are you doing wearing two jackets on a hot day like this?"

"Just following the directions on the paint bucket," Joe said. "It said I would get a better paint job if I put on two coats."

Ruth Cox Anderson  
 Port Charlotte, Florida



© COVERLY BY DAVE  
 "ONE THING YA GOTTA ALWAYS REMEMBER IN THE ROOFING BUSINESS, BILL— NEVER STEP BACK TO ADMIRE YOUR WORK"

Can you arrange the beakers so they alternate full and empty by moving only one beaker?  
**Answer:**  
 Pour contents of third beaker from left into last beaker on right, then replace third beaker into original spot.

# KICK OFF

# 1991

wearing official *Royal Rangers* gear.

You're a *Royal Ranger* through and through, wherever you are and whatever you do. Whether you're at a football game, sharing a pizza with your family, or hiking with your outpost, you'll look and feel like a winner when you wear

**ROYAL RANGERS SPORTSWEAR!**

### Sweatshirt

Our official emblem appears in bright white on front of this navy blue 50% cotton, 50% polyester blend. Sleeves are raglan-styled.

Boys M, 10-12	08NL0261	\$9.50
Boys L, 14-16	08NL0262	9.50
Adult Medium	08NL0264	10.95
Adult Large	08NL0265	10.95
Adult X-Large	08NL0278	10.95
Adult XX-Large	08NL0297	12.95

### Sweatpant

*Royal Rangers* appears in bright white letters on the left leg of these navy blue 50% cotton, 50% polyester sweats. Elasticized ankles and drawstring waist.

Boys M, 10-12	08NL0944	\$12.95
Boys L, 14-16	08NL0945	12.95
Adult Medium	08NL0946	14.95
Adult Large	08NL0947	14.95
Adult X-Large	08NL0948	14.95
Adult XX-Large	08NL0949	14.95

### Sport Bag

Roomy, zippered, navy blue cotton bag features a big bold *Royal Rangers* emblem in white on the side with white reinforced web straps. 9 x 16"

17NL0169 \$8.95

Order now toll free

**1-800-641-4310**

(\$5 Minimum)

Anyone can order.

MasterCard, VISA accepted.

Provide credit card number and expiration date.

Signature required for charge card mail orders.



Gospel Publishing House  
1445 Boonville Avenue  
Springfield, MO 65802-1894



Heading for a ball game? Slip into these warm and comfortable SWEATS.



Toss your football, schoolbooks, and camping supplies into this rugged SPORT BAG.



Add postage and handling charges: Less than \$10.00, add 15%; \$10.00-\$49.99, 10%; \$50.00-\$99.99, 8%; \$100 or more, 7%. Sales tax: CA, 6.25%; MO, 5.975%. Prices are subject to change without notice.

