

SPRING 1991

High Adventure

LEADERS EDITION

A ROYAL RANGERS MAGAZINE
FOR BOYS

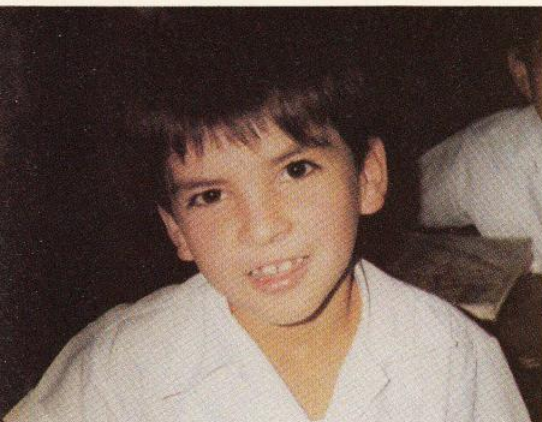
Sports

Dave Dravecky Story
Accepting Defeat
Sportsmania







Page 4



Page 8



Page 10



Page 12

HIGH ADVENTURE

SPRING 1991

The Miracle Comeback

3

Accepting Defeat

6

Hiking the Missions Trail

8

Major Bummer

10

The Target Spear

12

Sportsmania

14

**Cover model is Gold Medalist Chip Stanek—
Outpost 114, Park Crest A/G, Springfield, Mo.**

Cover Photo by J. T. Photography

HIGH ADVENTURE STAFF:

Ken Hunt, Director of Publications; Marshall Bruner, Editor; Larry Bangle, Art; Ron Day, Layout


NATIONAL COMMITTEE:

Silas Gaither, Ken Riemenschneider, Ken Hunt, Paul Stanek

HIGH ADVENTURE—Volume 20, Number 4 ISSN (0190-3802) published quarterly by Royal Rangers, 1445 Boonville Avenue, Springfield, MO 65802. Subscription rates: single subscription \$1.75 a year; bundle (minimum of five subscriptions, all mailed to one address) \$1.50 a year. Copyrighted 1990 General Council of the Assemblies of God, Inc., Gospel Publishing House. Printed in USA. Second-class postage paid at Springfield, Mo., and at additional offices. POSTMASTER: Send address changes to High Adventure, 1445 Boonville, Springfield, MO 65802.

MEMBER **epa** EVANGELICAL PRESS ASSOCIATION






Everyone on the field heard a pop that sounded like a heavy tree branch snapping.

The Miracle Comeback

By Rev. Chuck Goldberg

This article is adapted from the book COMEBACK, by Dave Dravecky with Tim Stafford, copyright 1990 by Dave Dravecky. Used by permission of Zondervan Publishing House, Grand Rapids, Michigan.

He was sailing along in the sixth inning with a three-hit shutout. Suddenly, San Francisco Giants' pitcher Dave Dravecky gave up a home run and hit a batter. Then Dravecky found himself facing Montreal's always tough Tim Lincecum. Lincecum represented the tying run. As Dravecky delivered the first pitch, everyone on



the field heard a pop that sounded like a heavy tree branch snapping.

"I felt as though my arm had separated from my body and was sailing off toward home plate," recalled Dravecky. "I was grabbing my arm to keep it from flying away. I shouted with all the air in my lungs. Over I went, doing a complete 360-degree tumble, then flopping forward. . . . My arm felt as though I'd been hit with a meat axe. I have never felt such pain.

"In an instant Will Clark was there, looking down at me. I was writhing and grunting, trying to get my breath. ' . . . Will, it hurts, it's killing me! It's broke. It's broke. It feels like I've broken my arm.' "

Sure enough Dravecky had broken his arm, halting his remarkable comeback from cancer surgery. Doctors had previously told him to forget pitching because most of his muscle had to be removed to get all the tumor. This meant months of therapy was needed before Dravecky could even pull his wallet out of his back pocket. He would be lucky, they said, if he could play catch with his kids.

But Dravecky had astounded his doctors and teammates with his comeback. Just 3 weeks after his surgery, he was already removing his wallet and practicing his pitching motion. Yet, often during the months of tough therapy, Dravecky's progress

looked bleak. So many had counted him out, but they were wrong.

Now he sat in the Giants' clubhouse, awaiting an ambulance. When the inning ended the entire team ran in and surrounded him as fellow pitcher Bob Knepper prayed for him.

"By the time Bob finished, the room was jammed with 25 guys, all dead silent," said Dravecky. "There was an overwhelming sense of emotion. I looked up and saw that many of my

teammates had tears in their eyes. For me, Bob's prayer took away any remaining anxiety. I knew I was in God's hands."

Dravecky first put himself in God's hands back in 1981, when he was in the minor leagues. He already believed in God, thought he was a Christian, and believed the Bible was God's Word. But Dravecky had never read the Bible. His roommate Byron Ballard opened Dravecky's eyes to the Bible and modeled true Christianity.


"I didn't become a believer overnight," said Dravecky. "I watched Byron like a hawk. And that drew me. It wasn't what he said that convinced me so much as the way he lived. In every situation he was the same: full of joy, brimming over with love for this God he talked about."

Eventually both Dravecky and his wife Janice invited Jesus into their lives. Forever they were changed. That's why he couldn't get angry and bitter when he found out about his tumor.

Dravecky first noticed the lump on his arm in September 1987 but paid little attention to it. The Giants had already clinched the division title that season and were readying for the play-offs against the St. Louis Cardinals. The Giants failed to advance to the World Series. Dravecky pitched well, though, winning one game 5 to 0, losing another 1 to 0.

Over the next few months Dravecky showed the lump to family and friends. He finally had a doctor ex-

Photo provided by Giants



amine the lump in January 1988. The doctors felt it was nothing serious but told Dravecky to have his arm rechecked in 6 months. Meanwhile, the lump grew to golf-ball size.

Finally, in September 1988, cancer was discovered. Dravecky learned that the tumor wasn't life-threatening, but that it could severely damage his arm and probably end his career.

*"When I think
back on my career,
I do so with a big,
fat smile on
my face."*

Much of the muscle tissue in Dravecky's arm would have to be removed so the cancer could have little chance to return. Also, the tumor would have to be frozen, which would kill living bone cells as well. Dr. Muschler told Dravecky his chances of returning to professional baseball were "zero."

"I told him, 'If I never play again, Doc, I'll know that God has someplace else he wants me. But I'll tell you something else. I believe in a God who can do miracles. . . . If God wants me to pitch, it doesn't matter whether you remove all of the deltoid muscle. . . . I'll be out there.'"

Sure enough, after surgery and months of therapy Dravecky received an okay from an impressed Dr. Muschler to begin throwing. But the doctor warned Dravecky not to overdo himself; his bone could still fracture within the following year or two.

"No one had ever tried to throw baseballs 90 miles an hour after having his bone frozen, much less without a deltoid muscle," said Dravecky.

But 6 months later Dravecky was pitching in the minor leagues to work himself back into shape. Three wins later, Dravecky was back with the Giants and was the talk of San Francisco.

As he took the mound August 10, 1989, to face Cincinnati, Dravecky received the first of many standing ovations. It was his first major league game in more than a year, and the atmosphere was electrified. More than 34,000 fans witnessed Dra-


vecky's miracle comeback as he went 8 innings for a 4 to 3 win.

But 5 days later came the disastrous Montreal game, and Dravecky was back to wondering about his future. As his teammates went on to face Chicago in the 1989 playoffs, Dravecky was anxious to play. Yet, he could only watch in frustration from the Giants' dugout.

The Cubs were tough, but the Giants were tougher. It was soon obvious that the Giants would face Oakland in the World Series. As the game drew to a close, Dravecky determined to at least get in on the celebration. With the last out Dravecky and his teammates surged out of the dugout, piling onto the mound. Dravecky tried to be careful, but someone slammed into him from behind, rebreaking his arm.

The Giants had won that game, but Oakland defeated the Giants in the World Series. A few weeks later Dravecky received the biggest blow yet:

COMEBACK by Dave Dravecky can be ordered from the Gospel Publishing House. Call toll free 1-800-641-4310 and ask for order number 03PS1216. The hardback book includes colored photographs and sells for \$17.95.



his tumor had returned. Even worse, doctors told Dravecky the cancer would keep returning if he continued pitching. Less than a month later Dave Dravecky announced his retirement from baseball.

Today, Dravecky continues to battle cancer. Though not life-threatening, the cancer may return no matter the number of surgeries.

Lesser men may think they got a raw deal, but not Dravecky. He's thankful he got to play in the major leagues and knows God had a purpose through his experience.

"[God's] not to blame if . . . things don't work out the way you think they should. . . . When you're confronted with trouble you don't ask, 'Why me?' You ask God, 'What do you want me to do in this situation?' . . . When I think back on my career, I do so with a big, fat smile on my face. How could I feel anything else? . . . I got to play with the big boys. And even more: I got the chance to come back." ❁



n the Ba



By M. Kyle

The eight letters in the word *baseball* can be rearranged into at least 12 common, four-letter words. Try your skill!

- | | |
|----------|-----------|
| 1. _____ | 7. _____ |
| 2. _____ | 8. _____ |
| 3. _____ | 9. _____ |
| 4. _____ | 10. _____ |
| 5. _____ | 11. _____ |
| 6. _____ | 12. _____ |

Answers:

1. Base, 2. Ball, 3. Bell, 4. Sell, 5. Sale, 6. Bale, 7. Babe, 8. Slab, 9. Blab, 10. Alas, 11. Able, 12. Seal.

Accepting Defeat

By Alan Cliburn



I stood alone on the front porch, aware of the music and laughter inside the house but not really hearing it. The party was in my honor too; at least that had been the original idea. Pretty funny, huh? Who wants to honor a fallen hero?

The screen door opened, but I didn't turn to see who it was. I just wanted to remain hidden in the shadows.

"Bob?" Dad's voice began. "Why don't you come in, Son?"

"Maybe later."

"Nobody blames you, Son." I didn't reply, hoping he'd just leave me alone. Eventually he did.

It didn't seem fair, not after the way I had trained. I had just about lived at school for the previous 2 months, working out every day, weekends included. Well, maybe not on Sundays.

There was a time I would've worked out 7 days a week, but that was before I accepted Christ last fall.

It may sound weird, but after I had learned to trust in Jesus I even ran better. Maybe I had more purpose or was running because I felt God wanted me to. I don't know, but when the track season started this year I won every race I entered.

The regular track season was over, and our school had made it to state finals for the first time ever. Everybody said we went to finals because of me. I always shook my head and said it was because of Jesus.

I knew, though, I'd have to do some fancy running if we were going to win the championship. Colton High had some really fast guys on their team.

I had worked out extra hard the week before the finals and prayed like everything too. "God, You know I can reach more kids with Your Word if we win," I told Him. I woke up that morning feeling fantastic. I just knew I was going to win my event.

The other guys on our team were in good shape too, and we were holding our own going into the high hurdles. For some reason they saved that for last.

Whichever school won the high

hurdles event would win the meet. The crowd was going wild and started chanting my name when we got into position on the track. I had the inside lane, which was my favorite place to be.

I glanced up at that sea of faces and grinned. "Keep smiling, superstar," the guy next to me said, "and you'll get a mouthful of dust!"

I looked at him. "Yours?"
"Maybe!"

"There's a reason I didn't win today; I just don't know what it is yet."

I felt like spouting off, but I didn't. Instead, I closed my eyes briefly and prayed—as I do before each race—for strength to accept whatever happened as God's will.

The shot was fired, and we were off. My legs carried me out in front almost from the beginning. The others weren't far behind, though, especially the smart-mouthed guy in the next lane.

As we approached the first set of hurdles, I was blinded suddenly by something in my left eye. I couldn't see a thing for a split second, and my foot caught the top of the hurdle, sending me to the ground. By the time I got up and resumed the race, it was too late. I finished last.

That day as I stood on the porch, I replayed in my mind that accident a million times. But, of course, it always came out the same. When I fell, I cost our school the state championship. I tried to explain about getting something in my eye, but nobody seemed too interested.

I felt sick—sick and confused. *Why, God? I wondered. I was willing to give all the glory to You!*

All I wanted to do was hide. And I sure didn't want a party, even if I had won. But Mom said she and Dad wanted "the opportunity to show how proud they were of me."

I tried to be friendly as our guests arrived, but after I had heard, "Too bad about today," about 10 times, I retreated to the porch. I wasn't used to losing, and I didn't like being reminded that I had.

"Bob! You out here?" a voice asked.

"Getting a little air," I replied, turning to face Pastor Wilson from church.

"Sorry I had to miss the meet today," he went on.

"You didn't miss much," I assured him.

"Don't forget, you're scheduled to give your testimony in the evening service this Sunday," he said.

I swallowed. "After what happened today? I don't think I'd better."

"Listen, Bob . . ."

"Pastor Wilson, telephone!" Mom announced from the doorway.

Give my testimony? I thought after he had gone in. And say what? That I had asked God to help me win for His glory, and He answered by letting me lose?

Except that isn't what you prayed for at all, I reminded myself. I had prayed for strength, sure. But I had also prayed that I would accept whatever happened as God's will.

"Hi," a voice began. It came from the front lawn.

"Who's there?" I asked.

"It's me, Del."

Del Mullins lived across the street. He was on the track team too.

"Your folks are inside," I told him.

"Yeah, I know. Too bad about the meet today."

"One of those things," I said.

"I understand. I've been through it many times myself," he answered, coming onto the porch. "Of course, when I get to run I always lose."

I looked at him. Del wasn't kidding. He had never won a race, yet he hung in there and kept trying.

"Well, losing's no fun, that's for

sure," I admitted. "I found that out today."

There was silence for a moment. "You always give God the credit when you win," Del finally continued. "Do you blame Him when you lose?"

"No, of course not," I said, surprised by the question. "Christians don't operate like that. You have to trust the Lord no matter what happens."

"There's a reason I didn't win today; I just don't know what it is yet. But I didn't lose my faith just because I lost a race." I grinned in spite of the way I felt. "I'll have to admit it's a lot easier when I win though."

"I wouldn't know," Del replied. "I've never won anything in my whole life."

Suddenly, as if a light went on inside my mind, I realized something. My loss at the state finals could help me better relate to others. I also realized many people—especially non-Christians like Del, who had heard me share my faith when I had won—would be watching to see how I handle losing. So far I hadn't been much of an example.

"How about going to church with me this Sunday?" I asked Del. It was strange, but somehow I had never invited him before.

"Yeah, maybe," Del agreed.

"Let's get something to eat," I went on, heading for the door. "If I know my mom, there's all kinds of food inside. Besides, I have to see my pastor about Sunday night's service."

Don't get me wrong. I wasn't suddenly glad I lost that afternoon. I was finally ready, though, to accept what had happened as God's will and go on from there. Believe me, that made all the difference in the world. ☼

Sports Matchup

By Evelyn Furey

Match the sports in the left column with their proper equipment in the right.

Baseball
Tennis
Hockey
Golf
Skiing
Croquet
Rowing
Canoeing
Tobogganing
Boxing

Skis
Oars
Sled
Mallet
Bat
Paddle
Gloves
Racquet
Club
Stick



HIKING The MISSIONS TRAIL

What would you do with \$21? Perhaps you could buy a video game. Maybe you would buy the latest CD or a couple records of your favorite music group. You could even spend the money during a day at an amusement park.

But if you stop and think about it, \$21 doesn't buy all that much. Once you've spent the money, it's gone. You only have a couple tapes, a CD, or memories to show for the money you spent.

Now imagine something *very different*: Imagine that your \$21 is all you and your family have to live on ... for an entire week.


Could you live on that for an entire week? Probably not! Not here in the United States. But in the Latin American nation of El Salvador, there's a boy named Javier (pronounced Hah-vee-air) just about your age whose family survives on less money than that.

Actually, Javier and his family live on about \$16 a week. They're not unusual either; they're the "average" family in El Salvador. Families in the neighboring nation of Costa Rica are fortunate by comparison; they make an average income of \$26 a week.

Javier and thousands like him in Latin America live in tiny houses, more like huts to us. You probably wouldn't think of living where Javier lives. But to him it's home.

Latin America has 200 million other children like Javier. Among these children 70 percent of them live in complete poverty. Latin America has more than 50 million homeless children who have been abandoned by their parents.

Most of us have three meals and a snack or more each day. Most kids in Latin America, though, are happy if they get one good meal a day. And besides having little money, cramped



What Could You

By Doug Petersen, director of Latin America ChildCare

homes, and little food to eat, many of these kids have no school to go to.

Does the idea of having no school sound great? Not to the kids of Latin America. Because without education people can't get jobs. Without jobs people can't buy food and clothing. That's why Javier and his friends are desperate to learn. They want a better future.

Like Javier, some Latin American kids today are being given a brighter future. They are finally seeing their prayers answered—through an As-

semblies of God ministry called Latin America ChildCare (LACC).

LACC gives children a good education, clothing, a warm daily meal, and medical care. Most importantly, though, LACC teaches children about Jesus Christ. Now more than 50,000 children in 16 nations attend 150 LACC schools.

Through LACC kids can have hope for the future. Many LACC graduates are working around the world as businessmen, ministers, and doctors. But better yet, thousands of LACC

High Adventure

SPRING 1991

Leader

2 **Conducting a Sportsorama**

4 **News**

6 **Your Outpost Planning Guide**

11 **Make an Indian Chief Bolo Tie**

12 **Activities and Games for Rangers**

14 **Devotion for Boys**

One-on-One

Anyone who's played team sports should know the vital importance of working together. One who works independently could cause the team to loose. Conversely, individuals who know how to practice together, to strive together, and to play together know how to win together.

One such individual may not be known by many. But to Outpost 14—First Assembly in Anchorage, Alaska—this young boy knew what teamwork was all about. His name was Leon Thompson.

Leon contracted a fatal disease that took his life in October 1989. While his health remained, Leon became known as one who "lived for the success of others." As a hockey player Leon would set up plays so the other team members could make the scoring shots.

Read the article about Leon entitled "Outpost 14 Loses Good Friend" in the news column. Ponder on the quality of servanthood this boy possessed. And consider how you can use this story to tell your Rangers about team effort. We all can learn from Leon how to be players on God's winning team!

Team effort. That's the stuff of which the Royal Rangers ministry is made! Notice the effects of teamwork in the inside news story by Fred Deaver, FCF president. Also read in the news pages how our ministry is making a difference in the lives of boys. Learn what makes a successful commander in the article written by National Deputy Commander Paul Stanek. Be encouraged that *you* are a vital member of the Royal Rangers team. Then "go to bat" and "score a home run" for Jesus in your outpost.

Leading boys to Christ and teaching them His ways. Truly that's being a part of a winning team!

High Adventure Editor

Marshall F. Bame

Conducting a *Sportsorama*

By Donald Cobb

A sportsorama can be a great method of keeping your boys busy this spring. Though the event lasts only a day, it will teach boys the principles of sportsmanship and encourage self-confidence.

In general, a sportsorama is a collection of various events in which boys can participate and receive awards. The boys are judged not by how they compare to others, but by their individual accomplishments.

How to Prepare

In planning the events be sure to have plenty of activities of which all boys—including those who are not athletically inclined—will want to be a part. Also keep in mind the differences in age and maturity. (Do not make boys feel inferior because you have overestimated the ability of a particular age group.)

You may choose to arrange and decorate each sportsorama event much like booths at a carnival or a fair.

Schedule your events so that every boy will keep busy. Select one person to run each event so the boys can easily rotate from one to another without time delay.

The Straight Arrows and Buckaroo boys will require adult supervision, so keep them together in small groups.

Each event should have three levels of proficiency. Winners of each level can be awarded beads accordingly. For example, a blue bead could represent first place, a red one second place, and a white one third place. (Give the boys things on which they can put their beads.)

A point value can be given for each colored bead to determine the top winners of the sportsorama. For example, the first place blue beads could equal 3 points, the red ones 2 points, and the white ones 1 point.


Each boy should be given a score card at the beginning of the sportsorama. The card should list each event and have a designated space for boys to check their obtained levels of proficiency.

Types of Events

Football Throw

A hanging tire can be used to throw a football through. Designate the

Photo by Dan Rockafellow



It will teach boys the principles of sportsmanship and encourage self-confidence.



Photo by Dan Rockafellow

number of throws each participant will be given and the points awarded for each successful throw.

Another similar approach would be to hang up a bed sheet or a board that has different sized holes. The points awarded would vary according to the hole sizes.

Simply throwing the football for distance and accuracy is another fun contest boys enjoy. Select a distance boys should throw according to age, and designate a point to which they must throw the ball.

Basketball Dribble

Lay out a course on which the boys can dribble. The course could have numerous obstacles the boys would have to dribble around. Using string tied around pegs, you could set up a maze the boys would have to dribble through.

Basketball Toss

Set up a basketball hoop. Give each boy five shots. Award the boys 1 point for every basket they make. You could lower the basketball hoop and allow additional tries for the smaller boys.

Shuttle Run

Place two sticks together on the ground, about 25 feet from the starting point. Do the same for the number of runners you wish to compete simultaneously. Have boys line up at the starting point and race to the

sticks. They each must pick up a stick and run back to the starting point. Each then drops his stick behind the starting line and runs for another stick. Then the boys pick up their remaining sticks and run back to the starting line. If several boys race in this event, time them. The boy with the best time wins.

Skateboard Race

Set up a course for conducting a skateboard race. The boys must lay stomach down on their skateboards and propel themselves with their hands through the course to the finish line.

Balloon Bust

Erect a board with 15 balloons attached to it. Give each player five darts to throw at the balloons. Keep score by counting the number of balloons hit or by putting a number behind each balloon.

Hopping Race

Have each boy hop on his left foot, holding his right foot behind him with his right hand, to a designated spot. Each must then hop back to the starting line, this time hoping on the right foot. This can be a timed event or have several boys race at once.

Ping-Pong Ball Drop

Place several different sized jars or cans in a box. Assign different point

values to the jars or cans. Give each boy five balls to drop 3 feet from the container.

Goofy Golf

Using a board 1 inch by 6 inches by 24 inches, cut five different sized "mouse holes" in the board. Points can be assigned to the holes according to size. Give the boys five balls each, and let them try their skill at putting.

Water Gun Shoot

Place several candles on a board and light them. Provide each boy a loaded water gun to shoot at the flames from a designated distance. The boys score points according to the number of flames they can extinguish while their water supplies last.

The games listed above may be ones not normally considered. Do not overlook the many possible sporting events such as arm wrestling, the broad jump, chest press, pull-ups, push-ups, and sit-ups. Also, you can check your local toy store for children's games—such as horse shoe, ring, and magic ball toss; scoopball; and bowling.

Another fun sportsorama event is the pentathlon. The pentathlon could consist of five athletic events or five Royal Rangers skills. Or conduct a sportsorama using sports such as baseball, basketball, football, and track. In planning your sportsorama do not forget the most important part of any Royal Rangers event: God's Word. A good Bible quiz can be conducted anywhere.

A sportsorama can be a fun outpost activity. And do not overlook the possibility of holding an area or sectional event. Other than your imagination, there is no limit in the type of sportsorama you can organize.

Now it is your turn, commander. Get your staff together, crank up your imaginations, and put together a fun-filled sportsorama that will provide your boys a lifetime of memories. 🌟

Donald Cobb is the southwest division commander for the Southern Missouri District. He has served in the Rangers ministry for 10 years.



Trailblazers Win National American Red Cross Award

By D. Hardy Asbury

Wanting to win was all the six Trailblazers could think of as they rode toward Menard High School in Alexandria, La. They had studied and practiced for months to compete in the American Red Cross Youth First Aid Competition.

The six boys belonged to Outpost 159—Southgate Assembly of God Christian Worship Center, Alexandria, La. Scott Burley, Beau Thedford, Austin Zaragoza, Aaron Hankins, Denver Zaragoza, and Frank Chenevert were the only Royal Rangers competing in the Louisiana-Arkansas regional competition.

Just before the contest began the boys huddled for prayer. Like hundreds of other boys in the United States and Puerto Rico, they would compete against time and pressure.

The first aid competition consists of three scenarios that pose as life-or-death situations. The team rendering the best time and accuracy wins.

The Trailblazers of Outpost 159 completed their prayer and were ready to begin. They were assigned their tasks and a live "victim"—a member of the opposite team—on which to perform their first aid and CPR skills.

Minutes flew by with intensity. The Arkansas victim performed so well, he became overcome with the trauma of his dramatization. The Trailblazers sensed the boy's fear and began to console him as they bandaged and splinted.

"Do you know the Lord Jesus as your Savior?" one Trailblazer asked the victim.

"No," the boy responded.

"Would you like to?"

While working feverishly against time, the Trailblazers not only administered first aid to the victim, but began to pray with him as well.

The Trailblazers signaled

the judge that they had finished. Within 10 minutes they had successfully completed all three scenarios. Best of all they led the victim to Christ.

The regional trophy now belonged to the six of Outpost 159. When the NARCYFAC scores were tallied at the National American Red Cross Convention, it was revealed that the boys of Southgate Assembly had the highest in the nation.

On May 19, 1990, the six winners went to Sea World in Orlando, Fla., and received their national award. The Outpost 159 members were also invited to be guests for a day at Disney World.

Bill Thedford was the church commander who led the boys to their victory. He and his wife Diane have volunteered their time and skills to the American Red Cross for more than 3 years. Now, because of the efforts of Commander Thedford, several



Left to Right: Frank Chenevert, Denver Zaragoza, Scott Burley, Beau Thedford, Aaron Hankins, Austin Zaragoza

Royal Rangers first aid teams in the Louisiana-Arkansas region are working to be contenders in the national American Red Cross event.

The NARCYFAC refines and reinforces the first aid skills required in the Royal Rangers program. If your Rangers wish to enter the first aid competition, contact your local Amer-

ican Red Cross chapter. If no regional contest exists in your area, call Dixie Pharis, Louisiana regional director for the American Red Cross, at 318-442-6621.

Preparation for the national competition takes time and hard work. But, as the Trailblazers of Outpost 159 say, "It's worth it!"



FCF President Tells of Team Effort

By Fred Deaver, national FCF president

Everything is silent, and everyone is still. Commanders are praying, and the Holy Spirit is moving. Finally one little boy stands up and walks forward. Soon another one steps forward, then three, four . . . Before long 150 boys are standing around at the front, waiting to say the sinner's prayer and to be born into the kingdom of God.

I've seen this scenario happen over and over again this past year at district powwows

in which I was a guest speaker. Through a team effort I have seen more than 1,500 boys born into God's kingdom in 1990 alone.

This didn't just happen by chance. A tremendous team effort was the key. From local church workers to the national Royal Rangers leaders, each team member plays a vital role in the evangelism of boys.


If there were somehow a way to know just how much work,

prayer, and finances went into leading just one boy to Christ, the average person's mind would be boggled. Yet these efforts are every bit worth the homecoming of a boy to the Lord.

Let me assure you of this: If you're on this team and sold out—heart, soul, mind, and body—to Jesus, then you're on a winning team. There's no way we're going to lose. We are going to lead boys to Christ!



Royal Rangers Visit Latin America



An Assemblies of God church (right) in Brazil

A team of three Royal Rangers leaders and eight others traveled to Sao Paulo, Brazil, in November to participate in the Light-for-the-Lost Prayer Task Force efforts there.

The U.S. representatives met with church leaders and missionaries to fast and pray during a 3-day national Holy Spirit congress. The November 8-10 congress consisted of both the Holy Spirit Renewal Congress and seminars.

National Commander Ken Hunt, National Council President David Wharton, and Pacific Latin American District

Commander Freddie Espinoza also met with these leaders to promote the spread of the Royal Rangers ministry in that nation.

During their trip to Latin America, the U.S. representatives also traveled to Rio de Janeiro, Brazil, and to Paraguay. Neighboring Paraguay has a vibrant Royal Rangers ministry. Progress of the program in Brazil has been hindered, however, because no Royal Rangers curriculum is translated into the Portuguese language spoken by Brazilians. ❁

Outpost 14 Loses Good Friend

The disease became evident March 17, 1988, just 4 days after he had led his Boys Club hockey team to victory in a tournament play-off. Leon Duane Thompson was diagnosed with acute lymphoblastic leukemia.

The 12-year-old Royal Ranger from Anchorage, Alaska, went to be with the Lord Oct. 18, 1989.

"Leon made a difference in hundreds of people's lives," said Bill Foster, once senior commander at First Assembly in Anchorage. "Leon lived for the success of others.

"To illustrate Leon's commitment to servanthood," said Foster, "let me share a story: First year hockey players often become discouraged, especially when they fail repeatedly to obtain a goal. Leon would seek out these disheartened boys and position them in such a way that when he slapped the puck, it would ricochet off their sticks and slide in for the goal.

"So numerous were Leon's assists that he set a new record of 40 assists in one season of regular play," continued Foster. "All in an effort to build

up the other guy!"

Foster continued to depict Leon's personality by reporting what Leon's father had shared with him: "There were times when we were tired and could have stayed home from church," said Darrell Thomp-

son. "But Leon persisted until we went."

"Leon lost the battle with leukemia," said Foster. "But because he was a servant of God, he won!

"A simple plaque hangs in a hall at Outpost 14," said

Foster. "It reads: 'In memory of Leon Thompson. Surely this was a Royal Ranger. Blessed in the sight of the Lord is the death of His saints.'

"We will miss him," concluded Foster. ❁

LEADERS, SPREAD THE WORD TO YOUR OUTPOST...

Camporama T-Shirts Are Still Available!

The 1990 International Camporama is now history, but your memories will remain forever. If you missed the opportunity to purchase a 1990 International Camporama shirt (striped t-shirt in red, navy, or royal blue with logo on chest), you can order yours today! But hurry, stock is limited! Available sizes are listed below. Sorry, but due to limited quantities, we cannot offer you a choice of color.

Youth Medium (10-12)

08NP0774

Youth Large (14-16)

08NP0775

Adult Medium


08NP0776

Now Only **\$5.95** Regular \$14.95

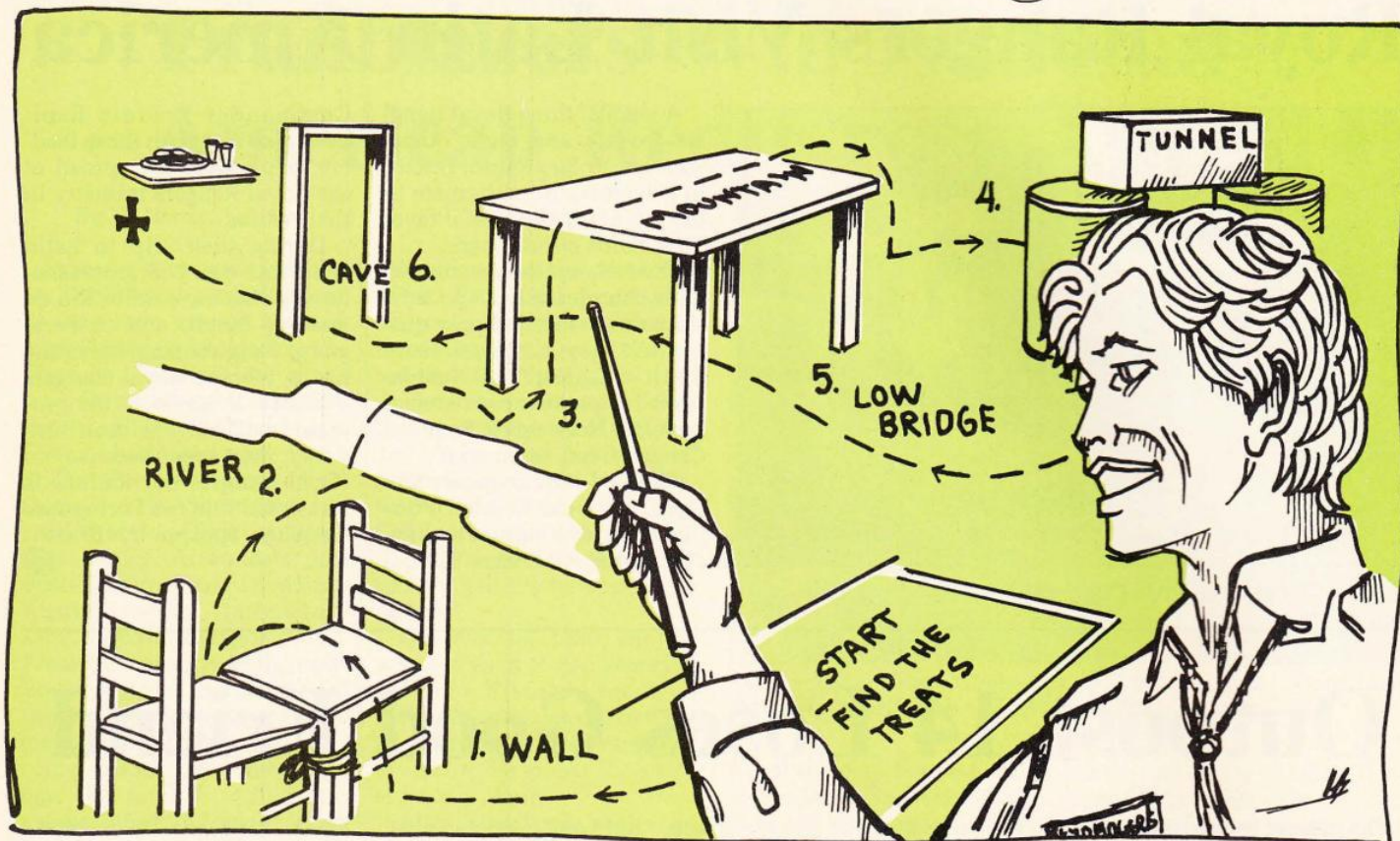
Get Yours While They Last!

Call Today Toll Free

1-800-641-4310



Your Outpost Planning Guide



Straight Arrows Program

By David Brecheen

March: Sports

Overall Approach—The planning material this month will, in some cases, introduce boys to sports. Make each week's program simple and easy for your boys. At this age the boys will remember little detail, but will relate to the "doing" of the sport. Let them have fun with this one.

1st Week—Introduce the theme to the boys. Ask them what the word *sports* means. Allow time for response. Ask, "Who in this room participates in sports now?" Use their responses as a springboard for sharing the kinds of games (sports) Indian boys once played. Indian boys participated in many physical games. Even as young boys, they participated in such games as racing, running, kicking, tossing and catching, and rolling.

This week center on the sport of racing, and complete the events the following week. Start by showing your braves the sport of foot racing. Give them a chance to race with each other.

Scripture verse this week: 1 Corinthians 9:24. Reference: *Handbook of American Indian Games*, by Allan and Paulette MacFarlan, published by Dover Publications.

2nd Week—Complete the emphasis on racing this week. Since you have already explained the history of Indian sports, you can spend much of this meeting having relay races. One the boys will really enjoy is an obstacle race. An obstacle race is easy to set up. For example, your braves could *jump* over creeks (lines drawn on the floor or ground), *crawl* under logs (chairs, tree branches, etc.), and *climb* over objects (tables, chairs, etc.). **Always plan with safety in mind.**

Scripture verse this week: Hebrews 12:1. Reference: *Handbook of American Indian Games*, by Allan and Paulette MacFarlan, published by Dover Publications.

3rd Week—Young Indian braves learned the sport of using bows and arrows, tomahawks, and spears. Tell your boys a little about how to make bows and arrows. Explain that during the Bible days the bow was used for both hunting and war. The tribe of Benjamin was especially noted for its archers. The arrows were made of cane or polished wood, with heads of iron, copper, or stone.

Tell the advantages of hunting with the bow and arrow over a gun. Ask them, "What kind of wood did Indians use to make bows—green or dry?" Share how green wood can be bent to the shape desired. When it dries the newly contoured bow will remain in that shape. Tell your boys: "When we are young, each of us is like the green wood of a bow. God takes us and bends us (guides us) into the shapes He wants."

Next, tell about the tomahawk and how it was made by Indians. After sharing the background of the bow and arrow and the tomahawk, give the boys an opportunity to try their "skill" at using these hunting tools. A skilled instructor must demonstrate and supervise these sports. And make certain the boys are taught how to safely handle these hunting tools. (Use a wooden tomahawk for throwing. It can be made or purchased.) Give colored beads to the boys for competing, according to accuracy.

Scripture verse this week: 2 Samuel 1:18. References: *Living*

Like Indians, by Allan MacFarlan, published by Bonanza Books;
The Indians, published by Time/Life Books.

4th Week—A great Indian athlete during the 1930s was Jim Thorpe. He competed in the Olympics and won great honors. Share with your boys about this great athlete and the honor he brought the Indian people.

Scripture verse this week: Philippians 3:14. Reference: Encyclopedias.

April: Homes

Overall Approach—This month's study guide will explain the various kinds of early Indian dwellings and cultures. Each habitation was built and used according to the geography, the climate, the migration customs, and the culture. Your boys should understand that not all Indians lived in tepees or in one geographic location. This emphasis will share four different types of Indian dwellings according to their region.

1st Week—Begin this month's emphasis on Indian homes by telling about the Woodland Indians, who dwelt in the Northeast region. They built their homes from tree branches covered with bark. Discuss the environment of that area and how it affected their way of life. Explain how the Woodland Indians built their homes. Tell what sizes the dwellings were and what they were called. Before this meeting you can build a model wigwam. Bring enough materials to the meeting so each boy can build a miniature wigwam. Display your model during the craft session. After the boys have completed their wigwams, place them together and have an Indian encampment.

Scripture verse this week: Psalm 91:10.

2nd Week—The Plains Indians. Study about the Plains Indians before the meeting. Then explain to the boys who the Plains Indians were and about their life-style. Share about the type of homes these Indians lived in and why this style was more useful to them. Tell what the homes were made from.

The tepee is the easiest Indian dwelling to build. Make a miniature model tepee before the meeting, and take to the gathering the needed supplies for your boys to construct miniatures. Building tepees will be a craft your boys should enjoy.

Scripture verse this week: John 19:27.

3rd Week—The Pueblo Indians of the Southwest plains. After studying about these tribes, tell your group about them. Tell how the dwellings were put together and what materials the Pueblo Indians used to build them. Explain why they did not make their homes out of trees and skins like most other Indians. Describe the environment and area in which they lived. Share what kind of occupations they had.

Instead of making an Indian dwelling this week, have the boys draw pictures of a Pueblo Indian village. Provide the boys with samples by bringing pictures you may find in encyclopedias and library books.

Scripture verse this week: Ephesians 6:2.

4th Week—The Indians of the Northwest region lived in yet another type of home. Again, explain to your boys how Indian dwellings in the Northwest were built and what materials were used to make them. Describe why the abodes were built in such manner, how big they were, what they looked like, and what made them different from all other Indian homes.

This week have the boys make totem poles. They can be made out of wood, small boxes, or paper towel centers.

Scripture verses this week: Luke 15:6,7.

References for the above meetings: Encyclopedias; dictionaries; *Hayes Book of Indians*, by Helen S. Hansen, published by Hayes School Publishing Company; *The Indian Tipi*, by

Reginald and Gladys Laubin, published by Ballantine Books; *Indian Homes*, by Keith Brandt, published by Troll Associates; *American Indians*, by Educational Insights, Inc.; *Living Like Indians*, by Allan MacFarlan, published by Bonanza Books.

May: Indian Village Life and Daily Activities

Overall Approach—The study guide this month focuses on the day-to-day life of the American Indian, from the days of old to today.

1st Week—The Indians as they live today. Your Straight Arrows need to understand that Indians today no longer live in tepees as did their ancestors. Nearly half the Indians living in the United States live on Indian reservations. Explain the various kinds and sizes of reservations, what many of these Indians do to earn a living, how the children are educated, etc. In short, explain the life-styles and conditions, both positive and negative, of today's Indians who live on the reservations.

Scripture verse this week: Genesis 2:7.

2nd Week—This week's study focuses on the history of the Indian woman and her daily role in an Indian village. Share how the Indian women did most work around the village. The Indian women were responsible for such things as working in gardens (if the tribes had them), cooking all the foods, raising the children, making clothes for their families, tanning the hides, and getting the household items and tepees ready for travel when the tribes moved. During activity time have each boy make an Indian vest, a headband, and a feather out of a grocery bag. Have on hand plenty of large paper grocery bags, scissors (the kind with rounded edges), and tape. Provide crayons or coloring pens so the boys can color their newly made Indian wear.

Scripture verse this week: Genesis 2:22.

3rd Week—Describe what life was once like for the Indian boy—not easy! Most Indian boys had to walk wherever they went or—if they were very small—ride a travois. Learn the answers to these questions, and share what you have learned at your outpost meeting: What was traveling like for Indians? How did the natural surroundings affect the manner in which the Indians traveled? How did they travel? What type of boats did they use? Who used horses? Who got to ride them? For a craft project this week, make canoes or small travois out of paper.

Scripture verse this week: Job 31:32.

4th Week—Hunting and fishing were of major importance to Indian men many years ago. Often they held religious ceremonies before their hunting expeditions. Share how Indians hunted and fished. Have the boys role-play a hunting party, stalking big game and bringing them back to camp. They can pretend they are using bows and arrows to kill their prey.

Scripture verse this week: Genesis 10:9.

5th Week—Have an Indian meal at your outpost. Take to the meeting various Indian food samples. Have your little braves dress in Indian costumes and sit on the floor Indian-style. You may wish to bring some of these foods: broiled fish, turkey, bear, deer, corn, squash, rice, pumpkin, nuts, and berries.

Scripture verses this week: Review all Scripture verses given for this month.

References for the above meetings: *World Book Encyclopedia*, 1987 edition; *Hayes Book of Indians*, by Helen S. Hansen, published by Hayes School Publishing Company, Inc.; *Indians of the Woods and Plains*, by Ruth Dockery, published by Miliken Publishing Company; *Tipi Life*, by Adolf Hungry Wolf, published by Good Medicine Books; *The Indian Tipi*, by Reginald and Gladys Laubin, published by Ballantine Books.

Buckaroo Program

By David Brecheen

March: The Cowboy and Sports

Overall Approach—The planning material this month will focus on the “cowboy” and the sport unique to him: the rodeo. This should be a month of activities your Buckaroo boys will really enjoy. It will be both a learning experience and a fun time. You can prepare for much of the suggested study material by referring to an encyclopedia. The Christian Character Trait for this month will be *endurance* and should be interwoven into each weekly program.

1st Week—Tell your little cowboys about the history of the rodeo. Explain when and where it began, what the two main groups of rodeos were, and what the rough events were. Also explain what role women play in rodeos. Ask your boys if any of them have attended a rodeo and what they liked best about it.

Scripture verse this week: James 1:12.

2nd Week—During the remaining month keep the boys busy “doing” the following activities. This week have a stick horse race. End the race by going through an obstacle course. Set up obstacles such as chairs, saw horses, tables, and plastic cones for them to race around. You can even have relay races around these obstacles. Several varieties of horse races can be run.

Scripture verse this week: 1 Peter 1:25.

3rd Week—Devote this week to teaching boys how to toss a rope. Here you can teach them how to rope a steer (a chair, a saw horse, or a plastic cone). Begin by teaching the Buckaroos how to tie a lariat loop. This “doing” project will give the boys a sense of accomplishment. Once they have learned this skill, let them try their hand at lassoing. Be sure to provide enough rope to keep the boys *busy*.

Scripture verses this week: Psalm 72:17,18.

4th Week—What is a western outfit without a cookout? Have an old-fashioned cookout with your Buckaroos with hamburgers, hot dogs, and the works. If you want to prepare a meal more like old-time cowboys ate, serve beans with the hamburgers.

Scripture verse this week: Galatians 6:9.

References for the above meetings: *World Book Encyclopedia*; *They Ride the Rodeo*, by Joe Englander, published by Macmillan Publishing, 1979; *The Cowboys*, published by Time/Life Books, 1973; *The Story of the Cowboy*, by Frank Humphries, published by Ladybird Books.

April: Sports

Overall Approach—Concentrate on the sports the boys will play as they mature. Many boys will soon begin playing T-Ball, so give your boys some background on baseball. Briefly explain such topics as the rules that govern baseball, safety and exercise tips, and how people become professional baseball players. (Make sure your boys read the sports articles that appear in the attached *High Adventure*.) Your objective should be to give the boys just enough background knowledge to be interesting and to get the boys involved. The Christian Character Trait this month is *self-control*.



1st Week—Begin by giving a brief history on baseball. Interesting to note is the fact that the game really started in Great Britain in the form of cricket. Explain to the Buckaroos early names for what we now know as “baseball.” Describe what baseball was like in its infancy.

Scripture verse this week: 1 Corinthians 9:25.

2nd Week—Many boys have favorite professional baseball teams. Use this opportunity as an open door for discussion. You may find baseball cards at a local store that highlight a favored team. Show the cards to the boys, and ask them if they know any information about the players on the cards. Provide your boys background information on players you have selected in advance. You can gather facts about players by contacting the media division of a certain professional team. You can also gather newspaper clippings or contact a local sports editor. You may even wish to invite a collegiate or high school star to visit with your boys.

Scripture verses this week: 1 Corinthians 9:26,27.

3rd Week—Concentrate on safety tips and how-tos of baseball. Bring to this outpost meeting a T-Ball setup so each boy can get a turn at batting. Teach the boys how to swing the bat properly and how to lay it down safely before they run to a base. Also explain the correct way to throw a baseball. Let the boys practice the skill of both throwing and catching a baseball. Remember, some boys in your outpost may be from broken homes and may not have the privilege of being taught about baseball or any other sport.

Scripture verse this week: Proverbs 25:28.


4th Week—Most boys enjoy bowling. Give the boys a bit of history about this sport. Tell what two types of bowling there are and how they differ. You may wish to teach a little about the sport. Plan a field trip to a bowling alley, and let your boys compete against each other.

Scripture verse this week: Galatians 5:22.

References for the above meetings: *World Book Encyclopedia*; *Sports* magazine; Professional baseball teams; Sports equipment stores; Booklets on safety and how-tos.

Looking for your own ADVENTURE?

A summer camp with a wilderness emphasis
for boys 12-17.



HIKING

CANOEING

RAPPELLING

SPELUNKING

CAMPING

PIONEER CRAFTS

SHOOTING

ARCHERY

**SPEND 7 DAYS of
SPECTACULAR
ADVENTURE,
FUN, DISCOVERY,
CHALLENGE, and
INSPIRATION:**

**Eagle Rock Adventure
July 14 - 20, 1991**

For more information, fill out the form below.

(Please print)

Name: _____

Address: _____

City: _____

State: _____


Place in a stamped envelope.

Address it to: **EAGLE ROCK ADVENTURE**
Royal Rangers
1445 Boonville Avenue,
Springfield, MO 65802

**WATER CARNIVAL
AND MORE...**

ROYAL RANGERS

AVIATION GROUND SCHOOL



APPLICATION

EAGLE ROCK, MISSOURI

JULY 22-27, 1991

PLEASE PRINT MAILING ADDRESS

NAME _____

ADDRESS _____

CITY, STATE, ZIP _____

HOME PHONE [] _____ AGE _____

OCCUPATION _____

DISTRICT _____

IN CASE OF EMERGENCY, PLEASE NOTIFY

NAME _____

ADDRESS _____

CITY, STATE, ZIP _____

PHONE _____

RELATIONSHIP _____

ROYAL RANGERS POSITION _____ OUTPOST # _____

You must be in good health in order to participate in the Royal Rangers Aviation Ground School. After consulting with your doctor, please sign the following statement: **"After consulting with my physician, I know of no physical reason that would restrict me from participating in the Royal Rangers Aviation Ground School."** _____ (Signature).

Any medical facts we should know: _____

Because of the limited size and advanced cost of the school, a **\$100 preregistration fee** must accompany this application. This will be applied toward the total fee, which will be approximately **\$200**. **NOTE: CANCELLATION POLICY:** Your preregistration fee will be refundable (minus a \$10 clerical fee) if you notify the Royal Rangers national office at least **3 weeks prior** to the beginning of the school. Cancellation after this is **nonrefundable**. A **minimum of 24 trainees** is needed to make up the school. Please send your application in as early as possible.

MAIL THIS FORM TO: **Royal Rangers; 1445 Boonville; Springfield, MO 65802**

CREDIT TO LEDGER: **001-01-031-4001-000**



National Leadership Initiative Camp

Application

PLEASE PRINT MAILING ADDRESS

NAME _____

ADDRESS _____

CITY, STATE, ZIP _____

HOME PHONE [] _____

OCCUPATION _____ AGE _____

DISTRICT _____

IN CASE OF EMERGENCY, PLEASE NOTIFY

NAME _____

ADDRESS _____

CITY, STATE, ZIP _____

PHONE [] _____

RELATIONSHIP _____

OUTPOST # _____

NATIONAL TRAINING CAMP IS NOT A PREREQUISITE

CAMP, DATE, AND LOCATION

[] MISSOURI

Eagle Rock, MO

May 16-19

1991

MEDICAL EXAMINATION

You must be in good health in order to participate in the strenuous activities of the training camp. Therefore, it is required that you have a physical examination. After the examination, please sign the following statement: **"After consultation with my physician, I know of no physical reason that would restrict me from participating in camp activities."**

(Signature).

Medical facts we should know in case of emergency _____

REGISTRATION FEE

Because of the limited size and the advanced cost of setting up these camps, a **\$40 preregistration fee** must accompany this application. This will be applied toward the total, which will be approximately **\$95**. If, for any reason, you are not able to attend, you must notify the Royal Rangers national office **3 weeks prior** to the camp to receive a refund (**minus a \$10 clerical fee**). **CANCELLATION after this date is nonrefundable**. We request that you send your application in as soon as possible.

MAIL THIS FORM TO: **Royal Rangers; 1445 Boonville; Springfield, MO 65802**

CREDIT TO LEDGER: 001-01-031-4001-000

Things to do in 92...

✓ **1992 National FCF Rendezvous
For Boys and Men*
JUNE 23-27, 1992**

**Eagle Rock, Missouri
National Royal Rangers
Training Center**



*** for members of the
Frontiersmen Camping Fellowship.**

Further information will be included in upcoming High Adventure issues

May: Indians

Overall Approach—During the time in American history when cowboys herded cattle across the nation, they often had to pass through “Indian country.” This may be all boys today hear about “cowboys and Indians.” So share about Indians in all parts of the country. The Indian tribes of America had much to contribute to the country as we know it today.

Each study guide this month will concentrate on a region of the United States. The objective is to give the boys a bird’s-eye view of the Indians in that region during the early years. The Christian Character Trait this month is *flexibility*.

1st Week—The Indians of the Northeast region. Name some of the tribes that lived in the Northeast. Describe the climate and type of land in this location. Tell of the types of Indian homes made during the early history of the American Indian. Explain why the Indians frequently migrated. Discuss the most famous “white man and Indian” event to take place in the Northeast. Tell about some of the more famous Indians from this region. Provide some of the history about the Indians of the Northeast.

Scripture verse this week: 2 Timothy 4:2.

2nd Week—Major Indian tribes of the Southeast region. Cover the same topics of discussion as noted in last week’s study guide. Tell the boys about some of the more famous Indians who had lived in the Southeast. Explain what is meant by the term *Trail of Tears*.

Scripture verse this week: Job 14:14.

3rd Week—The Plains Indians. Most often depicted in western-style movies and stories were the Plains Indians. Name some of the more famous Plains Indians, and explain why they are famous. Tell your boys what was unique about these Indian tribes and how they lived. Discuss how these tribes dressed and what they ate. Explain what their homes were made from.

The tepee is the easiest of all types of Indian dwellings to build. Make a miniature model tepee before the meeting. Take supplies for your boys to construct miniatures. Building tepees is a craft your boys should enjoy.

Scripture verse this week: Malachi 3:6, “For I am the Lord, I change not.”

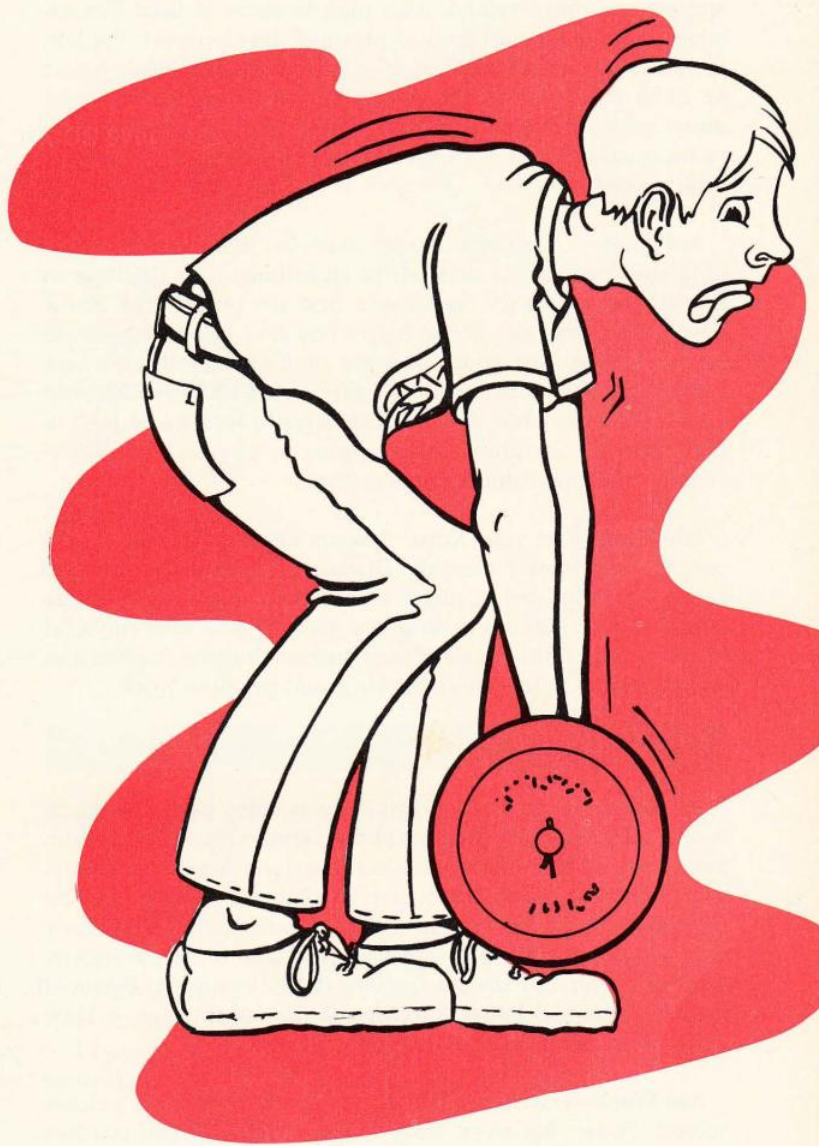
4th Week—The Indians of the Northwest region. The Indians who dwelt in the Northwest were different from Indians in other parts of the country. Explain why, and cover the same topics as in the previous weeks. Furnish the needed tools and wood to make a totem pole.

Scripture verse this week: Jeremiah 13:23.

5th Week—The Indians of the Southwest region. After covering the topics of discussion as noted in the previous weeks, conclude by having each Buckaroo make an Indian vest and a head band. Have on hand a sufficient number of large paper bags (grocery bags). Also furnish scissors (the kind with rounded edges) and tape. Provide crayons or coloring pens so the boys can color their newly made Indian wear.

Scripture verses this week: Review all Scripture verses given for this month.

References for the above meetings: *World Book Encyclopedia*; *An Educational Coloring Book of Northeast Indians*, published by Spizzirri Publishing Company; *Indians of the Woods and Plains*, by Ruth Dockery, published by Milliken Publishing Company; *Hayes Book of Indians*, by Helen S. Hansen, published by Hayes School Publishing Company; *Indian America*, by Marian W. Ney, published by Cherokee Publisher; *American Indians*, published by Educational Insights, Inc.; *The Indians*, published by Time/Life Books.



Pioneers, Trailblazers, Air-Sea-Trail Rangers Program

By John, Bonnie, and J. D. Eller

March: Physical Fitness

Overall Approach—Many activities we as Royal Rangers enjoy require a certain degree of fitness. Help your boys become more aware of the need to be physically fit.

1st Week—Using a chalk or dry-erase board, encourage your boys to make a composite list of some activities requiring physical fitness. This list could include camping, hiking, using tools, pitching tents, playing games, and swimming. Assign a leader or boy to do a 2-minute talk on one or more of the following:

1. Importance of being fit; 2. Basic needs of daily diet; 3. Cleanliness and the control of illness; 4. Sanitary control of water; 5. Effects of tobacco, alcohol, and drugs on one's health.

2nd Week—Prepare to lead the outpost in a discussion on the following items: 1. Hours of sleep required for good health; 2. Proper care of skin, hands, and fingernails; 3. Care of teeth and general oral hygiene. Also plan to show at least five exercises suitable for all-around physical development. Explain the pros and cons of walking, jogging, and weight lifting. Select an older boy to show the proper way to warm up and cool down before and after exercising. Have him demonstrate how to do push-ups, pull-ups and sit-ups. Explain the benefit of each procedure.

3rd Week—Using a cardboard chart, list the important planning and precautions needed for an outpost hike. Include in the list the necessary rescue and first aid procedures. Show how being physically fit can help a boy save someone's life, or even his own. List some possible outdoor situations where being able to run a mile, climb a hill, or lift 100 pounds could save a life in trouble. Assign three boys to locate and read to the outpost a Scripture verse relating to physical exercise—such as walking, running, or wrestling.

4th Week—Use your *Royal Rangers Leaders Manual* to prepare for this weekly meeting. Discuss with your boys several games in which being physically fit can help them become winners. Also discuss several occupations in which physical fitness is important—such as construction, logging, asphalt and concrete work, excavation, farming, and pipeline work.

April: Sports

1st Week—Since many Royal Rangers enjoy participating in sports, this week's study guide should arouse much discussion. Select one or more boys who participate in organized school sports. Have each boy discuss how physical fitness plays an important role in the sport in which he participates. Also allow time for those chosen to answer questions from the others. Further discussion should include the following: 1. Personal hygiene before and after activities, 2. Care of injuries, 3. How game rules make the activities safer for all.

2nd Week—Christian influence in sports used to be a closet subject. Today, however, more and more athletes and coaches are witnessing for Christ. Using the following outline, give a 5-minute talk on Christians in sports: 1. 1 Corinthians 9:22: "I have become all things to all men so that by all possible means I might save some" (NIV). 2. Maintaining a Christian attitude during the contest. 3. Learning to "take it on the chin" when the team gets a bad call. 4. Good sportsmanship is a great testimony on and off the playing field. 5. The right attitude toward teammates, coaches, and others. 6. A good Christian testimony is more important than winning the game.

3rd Week—Proper training for sports and sports activities is very important. "Conditioning" is the name of the game. Ask a leader or an older boy to give a talk on "spiritual" training and conditioning. Show how the spiritual man is of greater importance. With this as an opening, lead a discussion on dedication and commitment in sports. Explain how these two attributes can be the product of true spiritual commitment. Then talk about some outstanding Christian sports figures. Explain

how their commitment to Christ and the sport have produced some fantastic results. (See "The Miracle Comeback" on page 3 of the attached *High Adventure*.)

4th Week—Discuss how and why the Royal Rangers camping program is not a stress test or an endurance contest. Explain that while physical fitness is important and sports are enjoyable, we as Christians should not overindulge in the activities just to impress our peers. List a few things that help reduce stress—such as exercise, weight control, mental control, and meditating on the Lord.

May: Hiking and Boating

1st Week—Using the Hiking Award as a guide, lead a discussion about the safety rules for hiking on the open road and in the wilderness. Secure three different types of backpacks. State your preference and explain why. Demonstrate the assembling of a pack for an overnight hike of a distance of at least 5 miles. Include a blanket or sleeping bag and other supplies needed for personal use. In advance, make a list of clothes and shoes best for hiking during warm, cold, or wet weather. Explain proper foot care during hikes to prevent blisters.

2nd Week—Lead in the planning of an outpost hike of at least 5 miles. Instruct the boys to keep notes on the things they will observe on the hike. Explain how to avoid becoming lost in strange territory. List the rules to follow if one becomes lost: 1. Make a survival kit, and carry it at all times while in the outdoors. 2. Keep your cool; don't "lose your head." 3. Look for, or make, a shelter. 4. Build a fire. 5. Make signals for rescuers. 6. Find water. 7. Search for food. 8. Mark your trail so you can return to your shelter. 9. Conserve your energy.

3rd Week—Explain the importance of knowing how to swim. Discuss how physical fitness could easily save one's life or the life of another. If possible take the boys on an outing to a pool. Have someone demonstrate these swimming strokes: breast stroke, side stroke, and back stroke. Show how to use jeans as a flotation device. Discuss the essential parts of a rowboat and oars. Define these terms: *ahead*, *astern*, *starboard*, *port*, *forward*, *aft*, and *amidships*. Discuss proper rowing and turning of a rowboat.

4th Week—Continue the emphasis on boat safety. Demonstrate the following: 1. Boarding a boat, 2. Launching, 3. Landing, 4. Tying boat to dock or shore, 5. Turning a swamped rowboat right side up, 6. Proper rescue of a swimmer using a rowboat. Assign a leader to make a chart that lists boating safety rules. It can be displayed in the outpost for observation.

Using an encyclopedia, secure information on seven kinds of small boats. Share this information with your outpost, and use pictures or drawings if possible. Next, emphasize the importance of physical fitness in boating or any sport.

5th Week—Educational videos.

Check your public library for videocassettes available on subjects interesting to your Royal Rangers. Some suggested topics are conservation, forestry, travel, camping, hiking, construction, and log cabin assembly. If the library in your town does not have videocassettes, try your county or regional libraries. All you need to be in business is a cassette, a player, and a television set. Secure cassettes in advance. Announce in advance that something special is coming up.

Make an Indian Chief Bolo Tie

Here's an easy craft idea from Outpost 97 in New Jersey: a wooden Indian chief bolo tie. This activity is inexpensive and quick to make. It's also one that young Rangers will enjoy constructing.

Items needed per bolo tie

1 rawhide string
1 metal clasp
12 clothespins
Plywood
White liquid glue
Paints
Cedar wood stain

Complete these steps prior to your outpost meeting: Trace the accompanying pattern as many times as needed onto plywood. Cut out the patterns, using a jig saw. Stain the Indian heads, using cedar stain. Next, secure enough rawhide string so that a 30-inch strip will accompany each Indian head.

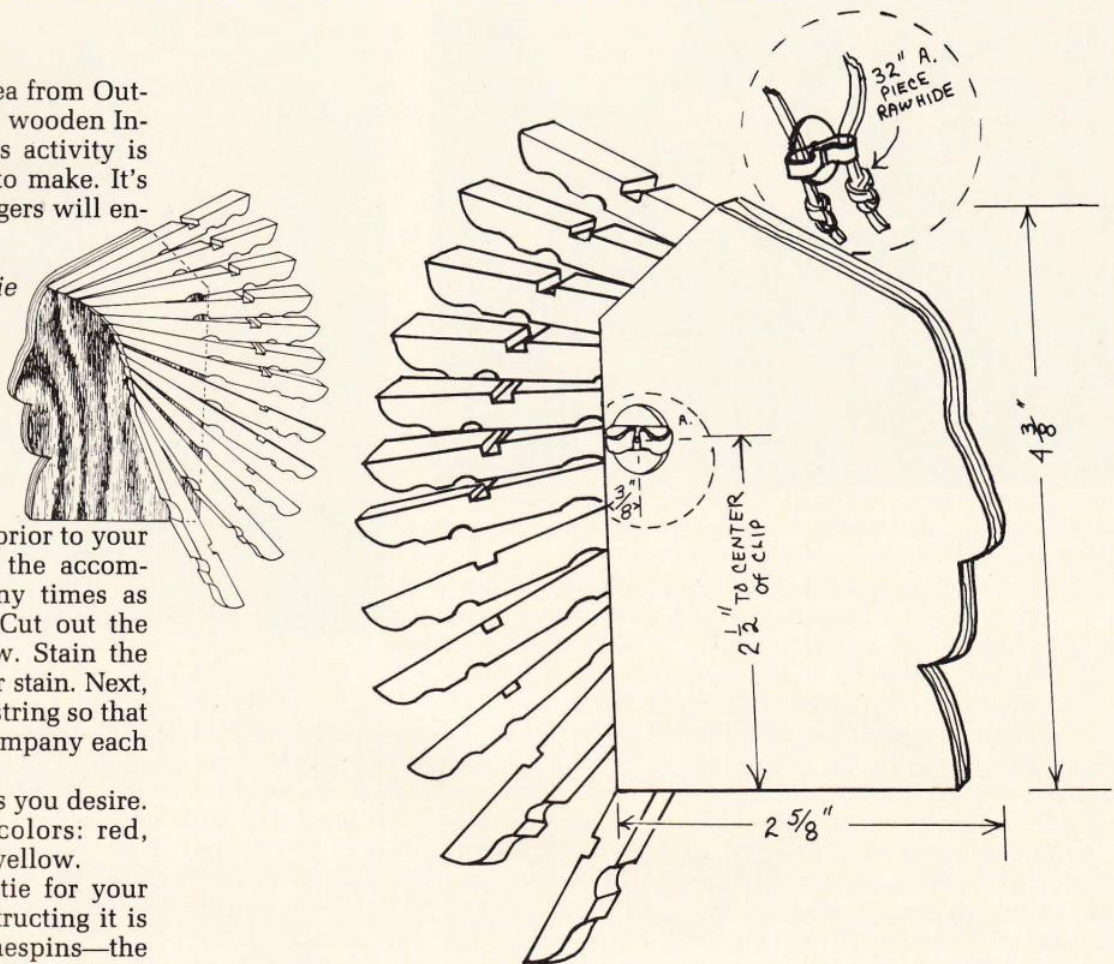
Secure the paint colors you desire. Outpost 97 used five colors: red, white, blue, black, and yellow.

Make a sample bolo tie for your boys to duplicate. Constructing it is simple. Just glue 12 clothespins—the tapered ends go toward the center—to either flat surface of the Indian head. (For uniformity, make certain the boys glue the clothespins on the same side of the Indian head. To help them, mark on the same side of each

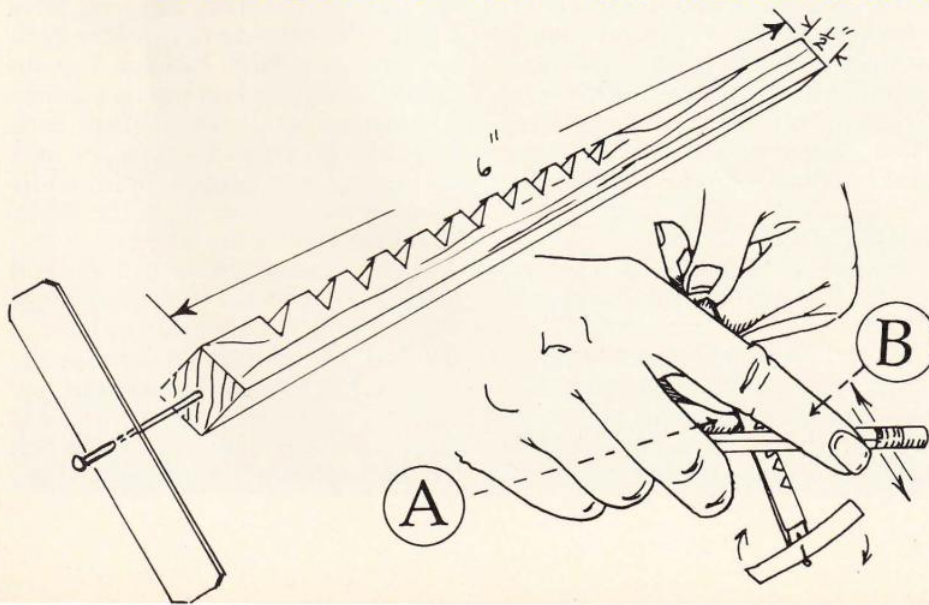
Indian head the word *Back*.)

On the back side of the Indian head, glue a metal clasp. Glue it about $1\frac{1}{8}$ inches from the top and $\frac{3}{8}$ inch from the edge (opposite the face).

Now paint the Indian head and feathers the colors you please. The final step is to crimp both sides of the metal clasp arms, then thread through each the rawhide string.




Make a Whodie Stick



1. Cut "V" shaped notches across the edge of a piece of wood 6 inches long and $1\frac{1}{2}$ inch square.

2. Pin to one end of the wood a piece of heavy paper 3 inches long. This propeller should be loose enough to rotate freely.

3. Rub a pencil across the notches, allowing your thumb (A) (which grasps the pencil) to stroke the right edge of the whodie stick. To reverse the propeller's motion, back up hand until only the index finger (B) touches the left side of the whodie stick.



Activities and Games for Rangers

*By David Craun, assisted by
Ammie Craun*

In Royal Rangers meetings, leaders should plan for both *fun* and *accomplishment*. And sports-related activities can fulfill good planning on the leader's part.

Sports can be classified into several broad categories, and the variety of sports activities is vast. The great thing is that each sports category can be used as curriculum material to touch the interest of a boy. And once you have grasped the attention of a boy, you can lead him into a walk with Jesus Christ.

Royal Rangers meetings do not necessarily need to repeat the sports in which the boys participate at school or in the community. Yes, your Rangers will have fun playing ball. If that is all they do in outpost meetings week after week, however, they will become bored.

Games can be used to keep a boy's interest without playing the sport. Some examples are involving the use of sports equipment, activities that develop skills used in a sport, or craft and art projects about the sport. The alert commander is always looking for fresh and new ideas to challenge and to keep the interest of his boys. To help you with your planning, listed below are several sports-related activities for various age groups.

Balloon Steeple Chase

A good game for the Straight Arrows or Buckaroos to play is the steeple chase (or fox hunt). When I was a boy I lived in northern Virginia. There, sportsmen hunted in true British tradition. Horsemen rode to the bay of the fox hounds for most of the day. Very seldom did the hounds cor-

ner a fox. When they did, though, the hunters would call off the hounds and let the fox run away for another day.

With brightly colored balloons and a few well-placed obstacles, the boys can simulate the sport. They can have a race either inside or outside. Each boy gets an inflated balloon. The obstacles should be laid out in a course and marked with large numbers. Each boy must go around, under, or over the obstacles in proper order, while keeping his balloon up in the air by bouncing it with his fingers.

A boy cannot grab a balloon and hold on to it. If his balloon touches the ground, the boy must go back to the last obstacle and continue the race. If his balloon breaks, the boy receives another at the last obstacle he successfully completed. The first boy to reach the last obstacle wins.

Broom Soccer

Broom soccer is a good game to play with Pioneers or Trailblazers. It can be an active indoor game and one that can vary in length.

Players can either sit in chairs or sit on the ground or floor in an oval shape. All players on both teams are numbered, each beginning with number 1. Equal numbers of players should be on each team.

Each sports category can be used as curriculum material to touch the interest of a boy.

The game begins by having the number 1 players pick up brooms in the center of the other players. A referee places a soccer ball between the brooms. Upon his signal, the players swat the ball with their brooms.

Each boy endeavors to hit the ball through his team's goal, thus scoring a point. The two open ends of the oval shape represent the goals. If a player hits the ball into the foul line (the boys seated), those the ball touches may kick it toward their goals. Those kicking cannot hold the ball with their hands.

The referee should call out numbers during the game. When he does, the two holding the brooms must drop their brooms and return to their seats. The two new players then pick up

the brooms and continue the game. This game can be played by the clock, or the first team to reach a preset number of points becomes the winner.

Broom soccer develops several types of athletic skills: The brooms can be used like hockey sticks. The seated players can use their feet like in soccer to kick the ball. And the change of numbers during the game helps the boys develop alertness and teaches them to concentrate on several activities at once.

Pass the Ping-Pong Ball

Ping-Pong is an international sport enjoyed by all age groups. I recently visited a camp for handicapped children. The game they really enjoyed was Ping-Pong. Perhaps this is because the ball is light and bouncy. It is fun to play even if a person cannot score many points.

A table tennis ball can be used to play a pass-it-along game. Two teams of Rangers line up facing each other. Each boy has a book, a board, or some flat object in his hands. Upon signal, leaders place balls upon the books of the first players in each line.

The objective of each team is to pass the ball from the first person to the last in line by rolling it from book to book. If either team drops the ball during the relay, it must go back to the first player, who begins again. The team who finishes first without dropping the ball wins.

This may sound easy, but motor skill and concentration are much needed to keep the ball moving with-

out it hitting the ground. The game could be played with tennis balls for younger Rangers. Leaders could use this game during the premeeting activities and recreation.


Crafts and Art

Sports-related activities can involve crafts or art work about a sport. Younger Rangers love to shape and mold clay, draw, and color. Directing such activities along the theme of a particular sport can prove to be exciting to a Straight Arrow.

Pickup sticks can be used to lay out miniature ball fields or courts. Silly Putty or clay can be shaped into athletic equipment and a make-believe game played in the meeting room. Younger Rangers have great imaginations and need opportunities to be creative beyond what they see on television. Bible ball games can be used in your outpost to help challenge boys to keep up their Bible skills and knowledge.

Older Rangers are challenged by programs or activities that will prepare them to participate better in sports. Hunter safety courses are great preparation for fall and spring hunting seasons. Swimming or boating safety classes can stimulate the desire to participate in water sports.

The discipline learned in Ranger meetings is an essential quality necessary to participate and to excel in any sport. Ranger meetings should emphasize group discipline through such means as assemblies, marching, and reporting by patrols.

If a Ranger feels confident about the skills and rules of a sport, he is more likely to want to participate in it. Ranger meetings are excellent times to enhance his skills and knowledge to make him become more confident among his peers. 

Resources: Games for Cub Scouts, by Boy Scouts of America, North Brunswick, New Jersey, 1977; Play It, by Wayne Rice and Mike Yaconelli, illustrated by Dan Pegoda, published by Zondervan Publishing House, Grand Rapids, Michigan, 1986.



David Craun has served as Louisiana district commander since 1987. He has participated in the Royal Rangers ministry since 1967.





Jesus Plays First Base

By Marianne Slattery

Joe Roberts and his dad Howard were playing catch in the backyard. This spring made the fifth in a row the two had practiced baseball together.

"How do you feel about this season?" Howard asked his son.

"I think it's gonna be great. We'll probably win the city championship again," Joe said.

"Your pitching looks pretty good," encouraged Howard. "Let's quit for now, okay? The big boss is coming to the store tomorrow, and I want to be rested and alert."

"Big things happening in the furniture business?" Joe asked playfully.

"I think a big promotion is in line," Howard replied. "I have a feeling he's going to offer me the position of store manager."

"Wow!" responded Joe. "That'd be great. You deserve it, Dad. I know you work really hard."

The next day Joe and his old teammates practiced baseball together. There were a few new faces this year. Bill Moore was one of them, and it was a face Joe didn't think he would like very much.

"I know you like to pitch, Joe," the coach said. "But Bill is a very talented ball player. For now he will be our starting pitcher. We really need a strong player like you at first base."

"I'll have to think about it," Joe said. With his head hung low, he walked off the ball field and went

home.

When he arrived home Joe walked through the back door and slammed it behind him. "First base?" he grumbled.

Joe's mother Betty sat at the table, drinking a cup of coffee. She looked over the newspaper she was reading and asked, "How did practice go today?"

"Terrible," Joe replied. "Coach says I have to play first base because show-off Bill Moore is 'a very talented ball player.' Well, I'll show them tomorrow. I'll either be pitcher or quit the team."

As Joe was talking with his mom, Howard came home from work and slumped in the kitchen chair next to Betty. He hardly noticed Joe's long face. Resting his elbows on the table, Howard cradled his head in his hands.

"Can you imagine the nerve of headquarters?" Howard exclaimed. "I should be the new store manager, but they gave the job to Fred Winters."

"Fred Winters doesn't work nearly as hard as you do, Dad," Joe said. "I've seen you move furniture in the store, and I remember when you helped deliver furniture too."

It was true, Howard worked hard and put in many hours of overtime for the company. He often worked on Saturdays too.

"I'm proud of you for being promoted to assistant manager," Betty

said as she leaned over and kissed Howard on the forehead. "The boss knows you work hard, and someday you'll get the big promotion."

"Well, it's not good enough for me," replied Howard. "I'm not waiting for the next promotion. Tomorrow I'm turning in my notice."

Betty looked a little nervous. Finally, she said: "It's time for us to leave. Remember, both of you are disciples at church tonight."

On the way to church Joe spoke up from the back seat of the car. "I get tired of nobody appreciating me," he said to his dad. "I've played on our baseball team for 2 years now, and I've really done great. Now just because a new guy comes to town, I lose my pitching position. It's not fair!"

When they arrived at church, Joe and his dad took their positions among the other disciples. That night during the service Rev. Adams told the congregation how the disciples of the Early Church had argued. They debated who would have the highest position in Jesus' kingdom.

"Jesus showed his disciples what he thought of power," Rev. Adams said. "In a moment I'll show you how."

All those who had been chosen to play the role of disciples sat at the front of the church. Rev. Adams asked each of the disciple to remove their shoes and socks. Joe, Howard, and the others took off their shoes and socks. With a towel draped over his arm, Rev. Adams washed the feet of those 12 sitting together. The minister quoted a Scripture verse as he washed their feet. "For I have given you an example, that ye should do as I have done to you" (John 13:15).

On the way home after church Joe thought about what Rev. Adams had done and said. "Dad, he held my bare feet in his hands! He poured water over them and dried them with a towel. I think Jesus must have looked like Rev. Adams did tonight as he washed our feet."

"I was thinking about what a great first baseman Jesus would make," Joe continued. "I think He would help His team wherever they needed Him."

"I think you're right," Howard responded. "I'm also sure He would make a great assistant manager too."

"Instead of quitting tomorrow," Joe said, "I'm going to be the best first baseman this town's ever seen!"

The Successful Commander

By Paul Stanek

My outpost isn't advancing. Boys aren't interested in the program. And they won't pay attention."

Have you heard these words echoing from Ranger leaders? What they are really saying is, "I'm not successful." The measure of success is the result of how we perceive what is happening or not happening. We all want to belong to a ministry that is alive, vibrant, and successful.

So how can you make your outpost a success?

First, the foundation of success is commitment to a cause, preparation to meet the challenge, and action to produce the success. Commitment is a spiritual value; it is more than a philosophy, an ideology, or a program.

Christ has called us individually and corporately to lead boys to Him. Therefore, commitment to this task must come from deep within. Commitment is selling out totally to Christ and His purpose. This sense of urgency and purpose in petition, called commitment, is the primary and basic ingredient of success in our lives as effective commanders.

The second step to success is the utilization of a cause. Our cause is to "reach, teach, and keep boys for Christ." We must *visualize* boys coming to Christ, their maturing in Christian values and principles, and their responding to the Holy Spirit. Without vision we will perish, re-sounds the Scriptures. We as commanders must visualize that we have a vital role in developing boys' spiritual vocations, spiritual lives, and commitment to God. Visualization enhances our commitment, cause, and purpose. Can you see what God's purpose is for your life and for those whom God has given you?

The third step to becoming a successful commander is preparation. To become more effective, one has to be trained. An athlete is not successful because he is an athlete. But he is a successful athlete because he has trained to be one. To be effective as commanders (God-called men) we must likewise prepare ourselves. Here is where the Leadership Training

Course, the National Training Camp, and other training opportunities come into the picture. Training will give you the tools to be a more effective leader. Training is the Royal Rangers way.

Focused training will develop confidence in oneself to grasp the opportunities of today. Also, it will instill leadership confidence, productivity, and a vision to expand the ministry.

To be successful you must plan. Take your training and put it into program action. Take time to plan your outpost meetings, activities, camp-outs, and

field trips. Utilize the resources around you. Focus on your boys and their advancements. Solicit new ideas and opportunities. Put your leadership to work. Plan your action, then act on your plans.

We must visualize boys coming to Christ

So why are some commanders more successful than others? They are committed to the cause. They visualize the opportunities. They train to be effective. And they put their training into action.

Success is not an end in itself. A successful leader is one who lets the above cycle repeat itself again and again. ❁

Paul Stanek is national deputy commander. He has served at the national headquarters office since June 1974.



"I'VE BEEN WONDERING ALL MORNING WHY HE CARRIED THAT CLUB!"

LAUGHS FOR LEADERS

A newsman had penetrated deep into Africa and was interviewing a cannibal chieftain. "Do you know anything about civilization?" he asked.

"A little," the cannibal replied. "We had a taste of it last year when a safari came through our village."

* * *

"Wake up," said the office manager to the bookkeeper when he found the worker sound asleep at his desk. "Don't you feel good?"

"Sorry," replied the bookkeeper, "but I didn't get a wink of sleep last night."

"You should try counting sheep," advised the office manager. "It works for me all the time."

"I tried it, and that was the whole trouble. I made a mistake during the first half hour, and it took me until this morning to get the miscalculation straightened out."

Thomas LaMance
Prewitt, New Mexico

There's a new computer now on the market that will register complaints. It's called the Crab Apple.

* * *

Everyone is status conscious these days. The guy who cleans the stairwells of my apartment building calls himself the "flight attendant."

* * *

Did you hear about the suspicious football captain who refused to believe he had lost the coin toss? He demanded to see it on instant replay.

* * *

Two competitive friends were out playing a round of golf. One had a heat stroke, and the other one counted it.

Martha Beckman
Granada Hills, California

- * **Training boys and leaders**
- * **Teaching methods of evangelism**
- * **Promoting spiritual, mental, and physical growth**

This is the National Royal Rangers Training Center!

Since 1986 the NRRTC has served as a tool to train and to minister to thousands of boys and men from across the United States and abroad.

Become a part of this exciting evangelistic ministry, near Eagle Rock, Mo.:
BE A STAKE A CLAIMER!

- By investing in an acre or more of land at the NRRTC, your Stake a Claim will help provide ongoing training and specialized camping opportunities for boys and men.
- Each \$500 claim will provide funds for the Royal Rangers to develop and maintain one acre of land.
- You may take up to 2 years to pay off your claim. Pledge payments, however, will total \$540 per acre when paid within 1 year or \$600 within 2 years.

Become a Stake a Claimer.
Your investment will last an eternity!

Royal Rangers STAKE A CLAIM Form

I will invest in _____ acre(s) of land for the National Royal Rangers Training Center at \$500 an acre. (A claim conveys no legal interest.)

I will pay my pledge of:

- ☐ \$540 per acre within 1 year (12 monthly payments of \$45)
☐ \$600 per acre within 2 years (24 monthly payments of \$25)

Amount Enclosed: \$ _____ Account #001-01-035-4001-000

Name _____
 Mailing Address _____
 City _____
 State _____ Zip _____
 Church to receive World Ministries credit _____
 City _____ State _____

Return This Coupon To:

ROYAL RANGERS
1445 BOONVILLE AVENUE, SPRINGFIELD, MO 65802-1894

*Latin America has
200 million ...
children ... 70
percent living in
complete poverty.*



ou Buy?

graduates now know Christ as their Savior. Their lives testify of how God's love rescued them from the despair of poverty and a hopeless eternity.

One of the great benefits of the LACC program is that you and your family can help change the future for kids in Latin America. You can do this by personally "sponsoring" a Latin American boy or girl through LACC.

Only \$21 a month is needed to sponsor an LACC child. That's just

69 cents a day—less than the cost of a Nintendo game or a day at an amusement park!

Helping another young person who is less fortunate than yourself is the kind of giving Jesus taught while He lived on the earth. Look at how the Bible tells about our giving and how you can live out those principles by sponsoring a child through LACC.

First, Acts 20:35 states, "It is more blessed to give than to receive." (All Scriptures are cited from the New International Version.) Second, Jesus said in Luke 6:38, "Give, and it will be given to you." In 2 Corinthians 9:6-15 we learn another valuable lesson: "Whoever sows generously will also reap generously" (verse 6).

Jesus also urged in Matthew 6:33 that we shouldn't get *caught up* in always wanting to *get*. "Seek first his kingdom . . . and all these things will

be given to you as well." So giving to others is a good exercise for learning this principle.

Perhaps you can't sponsor a child like Javier by yourself. But maybe your outpost could decide to sponsor one or more children. What a great feeling of teamwork you could experience!

Perhaps 69 cents a day doesn't seem like much money to many people in the United States. For someone like Javier, though, it can be used to buy *a lot*. And \$21 a month could mean the difference between a life of suffering or a wonderful future.

Your loving help in LACC's outreach ministry can make a lasting difference in the life of a needy child. You can begin now to learn to care.

For more information about LACC, call toll free 1-800-289-7071.

Give a Gift of Hope and Life...



*and receive smiles
of joy in return!*

When you sponsor a needy child through Latin America ChildCare, you provide so much more than just FOOD -- you help give HOPE for the future and a new LIFE through the message of Jesus Christ.

For only \$21 a month, you can help change a needy child's life, and turn their sorrow into joy through Latin America ChildCare!

For more information, fill out and mail the coupon or call: 1-800-289-7071.

- ☐ I would like to sponsor a child
☐ boy ☐ girl ☐ most needy
☐ Here is my first monthly gift of \$21.
☐ Here is \$252, for an entire year.
☐ Please send me more information about your fine organization and child sponsorship.

Name _____

Address _____

Church to credit _____

Mail to: LACC, Division of Foreign Missions, 1445
Boonville Ave., Springfield, MO 65802
SC:FR

Major bummer!

"Major Bummer" is an ongoing series that first appeared in the winter 1990-91 High Adventure. Look for this column in upcoming issues.

By Rev. Robb Hawks, national program coordinator

Jonathan stood in front of the locker room mirror, staring at his posture. The mirror reflected the image of long, skinny legs poking out from under his baggy shorts. *Not too bad, I guess*, Jonathan thought as he looked at the school track team shirt he wore. *Even if I don't compete, at least the girls will think I'm an athlete.*

Jonathan took one last look at himself from head to toe. "Ah, bummer!" Jonathan uttered in disgust. He just noticed one of his white gym socks had a red stripe and the other a green one.


"Jonathan!" hollered the track coach as he walked into the locker room.

"Yes, sir?"

"Alan just got sick, so you've got to be our long jumper in the meet today." Jonathan slowly lowered himself onto a bench. The coach wheeled around and left the room.

"Major, maximus bummer," Jonathan muttered as he looked puzzled. "I'm not ready to compete. This is completely bogus."

Jonathan began to panic. He knew he wasn't good in track. He wouldn't have joined the track team if the assistant principal hadn't caught him smoking pot



with George and Jimmy.

The assistant principal had given Jonathan a choice: join track or instant expulsion. Right now getting kicked out of school wasn't sounding so bad to Jonathan. At least, Jonathan figured, he wouldn't have to do something he wasn't prepared for.

"Jonathan, move it," called the coach from the door. "Your event starts in 2 minutes." The coach's voice quickly shocked Jonathan into reality.

"Yeah, I'm coming," Jonathan replied. *Bummer, bummer, bummer!* he thought as he walked down the long corridor and out onto the track field.

long jump seemed simple, Jonathan once thought. But everything the coach had recently taught Jonathan made the event seem like a science.

When arriving at the long jump pit, Jonathan's stomach felt tied in knots. He wished he would have paid more attention and tried harder during practice.

One by one the other jumpers ran and leaped for all they were worth. Finally, Jonathan was next. He slowly walked to the starting line as he tried desperately to recall everything the coach had taught him. Jonathan's thoughts were interrupted when he heard his name broadcast over the loud speakers. *They're announcing*

took off running. As he raced down the runway, he concentrated with all his might on doing what he should. *Wait a minute*, Jonathan quickly wondered. *Am I supposed to leap with my left foot or right foot?* He frantically tried to remember as he ran faster and faster. Suddenly, Jonathan's mind froze; now he couldn't remember anything!

Jonathan became so off balanced when he tried to jump, his foot slipped out from under him. As he scooted through the air, Jonathan's feet rose higher and higher above his head. Instead of touching down on his feet, Jonathan landed flat on his back. A loud "whump" filled the air.



As he scooted through the air, Jonathan's feet rose higher and higher. . . .

"Hey, Jonathan. Over here!" Jonathan looked around to see who was calling him. It was Trisha! Jonathan began to swagger toward her. Since he was the school's long jumper today, Jonathan suddenly walked with an air of importance.

"I like your socks, Jonnie," jeered one of his teammates. "Who picked them out for you, your baby brother?" All the cheerleaders, including Trisha, roared with laughter.

Global bummer! Jonathan thought as he spun around and walked to the long jump pit.

The coach approached Jonathan and began to remind him what he had been taught during practice. The

my name, Jonathan joyfully realized.

Everyone in the bleachers who knew Jonathan was watching him. He turned and faced the crowd then waved. Trisha and the other cheerleaders jogged by to wish him good luck. Then a sudden surge of confidence swept over Jonathan.

Jonathan turned back toward the pit, knelt down, and got into his running stance. He then looked up at the long runway before him and at the large sandpit at the end of it. All he had to do, Jonathan thought, was run as fast as he could and leap as far as possible. *A piece of cake*, Jonathan assured himself.

Jonathan tensed his muscles and

The watching crowd stood to their feet, and the sound of their laughter filled the stadium.

Humiliated and half-covered with sand, Jonathan lay on his back mumbling to himself, "What a bummer . . . a major bummer."

Jonathan still hadn't learned the importance of letting Jesus into his life. But he did learn that if a person doesn't listen and doesn't practice, he is bound to fail.

Doing anything halfheartedly makes no sense, does it!

"Whatever you do, do it all for the glory of God" (1 Corinthians 10:31, NIV).

Brave Bear and the Target Spear

By Rev. Robb Hawks

Down it came, faster and faster. Then with a "thump," it struck the ground.

The seven Indian boys looked surprised at Brave Bear, who had just thrown the colorful target spear. No one had ever thrown it so far. Now the seven others had to throw their small spears and try to hit the target spear. The boy's spear that landed closest to it would win. The winner would get to keep the fancy target spear until the boys played the game again.

Each boy, trying his hardest, took a turn. Finally, Brave Bear got his chance. The boys all watched as he carefully took aim and threw his spear. Up, up it went, then it landed right next to the target spear.

Brave Bear had won again. The others said he was just lucky. But Brave Bear knew he had won because he had practiced harder than any of his friends.

All the boys walked back to the circle of teepees where they lived. As they went they laughed and talked about the games they had played that day. Suddenly, they heard screams coming from the camp. They ran as hard as they could to see what was happening. All their fathers and older brothers were away hunting. Only the women, children, and the very old were at the camp.

As they ran into the middle of the teepees, the boys saw everyone running to hide. At once Brave Bear saw what was causing the excitement. A large wolf was growling as it made its way through the camp toward Brave Bear's mother.

Brave Bear's mother had been preparing meat to cook. When she realized a wolf was nearby, she began to gather up the meat. She didn't want the wolf to steal their supper.

With a loud growl the wolf crouched down and prepared to leap. Brave Bear's mother looked up in fear. She didn't realize the wolf had gone

directly toward her. Letting out a weak cry, she stumbled and fell as she turned to flee.

Both Brave Bear and the wolf moved together—the wolf leaping and Brave Bear throwing. Brave Bear had no time to aim carefully. He had to throw quickly because the wolf would kill his mother.

The wolf and the spear met in mid-air. The wolf yelped in pain and spun around to face Brave Bear. The wolf was struck in the back leg but was far from being dead. Now it was angry and even more wild.

Brave Bear's mother quickly raced to safety. The other mothers had already grabbed their sons. Now Brave Bear stood alone, facing the injured wolf with only the small target spear in his hand.


The mad wolf slowly came toward Brave Bear, growling and baring its long teeth. Brave Bear knew that to turn and run would mean sure death; the wolf would pounce on him from

behind. Brave Bear's only hope was in the small, brightly colored target spear.

The wolf came closer and closer. Brave Bear readied his hand to throw. He knew he would have to make a perfect throw this time or he would die. There was no time to practice.

Suddenly, the wolf leaped into the air and Brave Bear threw. The wolf flew through the air and landed right on top of Brave Bear, knocking him to the ground. Slowly, Brave Bear pushed the body of the dead wolf off himself and stood up. The target spear had flown straight and true. It had gone right through the wolf's heart.

Brave Bear truly lived up to his name that day. Even the Indian braves and warriors admired him. The other boys, though, said he was just lucky. But Brave Bear knew the truth. He was alive because he had spent many hours practicing a game played by Indian boys.



Let's Make a Robot

By John and Bonnie Eller

You can make a robot from things you usually throw away. Look around the house for the "junk" needed to build him. The odds and ends you use suddenly combine to make a wonderful mechanical man.

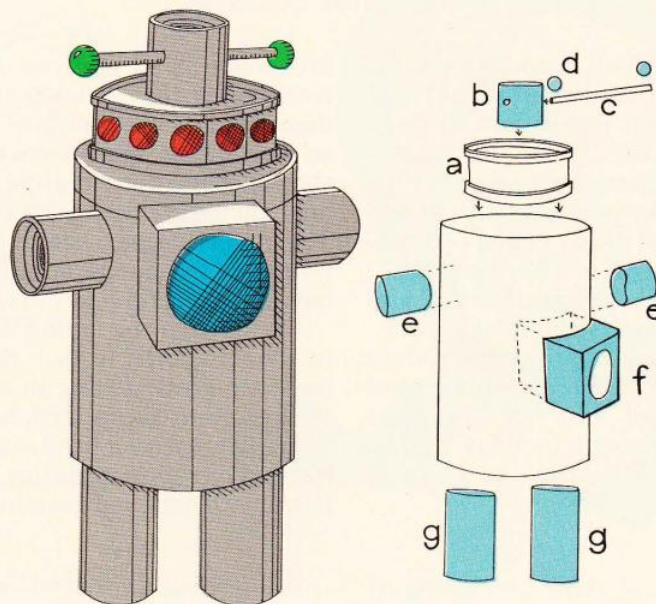
Things You Need:

- 1 Oatmeal box
- 1 Tuna fish can
- 2 Cardboard tubes from rolls of paper towels
- 1 Waxed-paper box
- 1 Drinking straw
- 2 Beads
- 1 Pencil
- White liquid glue
- Grey spray paint
- Crayons or colored felt-tipped markers
- 1 Watercolor brush

How to Begin

1. Remove lid from a tuna fish can.
2. Glue can to top of an oatmeal box, open side down with lid on (item A).
3. Cut one of the cardboard tubes into three equal parts.
4. Take one tube section just cut and punch, using a sharp pencil, holes on both sides in center of tube.
5. Glue this tube to top of tuna can (item B).
6. Push a straw through both holes of this tube (item C).
7. Glue a bead to each end of straw (item D).
8. Glue other two sections of cut tube on both sides and close to the top of oatmeal box (item E).
9. Cut off one end of an empty waxed-paper box.
10. Glue section of waxed-paper box to front of oatmeal box (item F).
11. Cut other cardboard tube into two equal parts.
12. Glue both parts of tube just cut onto bottom of oatmeal box (item G).
13. Spray paint entire robot grey.
14. Draw red circles on sides of tuna can (item A) and one large blue circle on front of item F.

You're finished, so let the fun begin!



Toothpick Building




Figure 1

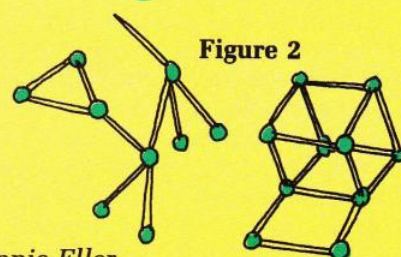


Figure 2

By John and Bonnie Eller

Want to build the most incredible structures and abstract versions you could ever imagine? With toothpicks and peas you can construct flat patterns, domes, geometric forms, toys, ornaments, or even the Empire State Building.

Construction increases skills by demanding dexterity, imagination, and creativity. There is no "right" way to build with toothpicks and peas, so there is no wrong way either.

This hobby costs little, and the forms you build are permanent.

Material Needed to Begin

- 1 Package dried whole peas
- 1 Large bowl
- 1 Box toothpicks
- 1 Container water

Construction Tips

The peas must be prepared ahead

of time. Pour a package of dried peas into a large bowl of water. Make sure the water completely covers the peas by 1 inch (see figure 1). Let the peas soak at least 6 to 9 hours. You might choose to soak the peas overnight.

After you have decided what you wish to build, have a box of toothpicks handy. (The round ones work best, but the flat ones will do.) Begin your project by using the peas as connectors, sticking the toothpicks into them (see figure 2). Just a tip: The smaller peas hold best.

Your projects can be as simple or complex as you want. But whatever you build should be completed the same day to allow the peas to dry. In about a day the peas will dry out and shrink, making a strong joint.

By Rev. Chuck Goldberg

As my ball headed down the lane, I knew this final shot would break right into the pocket. I was in such a groove, I had forgotten all about the score. My opponent was also shooting well, but it didn't matter—I knew he'd never beat me. Sure enough, I had my sixth straight strike and grinned with satisfaction at my foe.

Both Arv and I were on the college bowling team, and he was the hottest bowler around. But his 224 game wasn't good enough that day, and he wound up losing two out of three games.

ful athlete is so great on American teens today that 250,000-500,000 of them have used steroids to help gain an edge. Steroids may seem like a nice shortcut to gaining muscle, but they only increase the chance for injury. The really serious health problems promoted by steroids are cancer, kidney damage, and heart disease.

There's nothing wrong with being in school sports. In fact, the advantages are great: getting in shape, becoming more disciplined, learning to work together as a team, and getting tremendous opportunities to share Jesus with unsaved teammates. The

*More than 250,000
teen athletes in
America today
used steroids to
help them gain
an edge.*

Sportsmania

Winning was always fun, but against Arv it was a special treat. Arv just couldn't accept losing. As I removed my shoes, he stood over me, taunting me into another three-game series. Before you can say "loser," Arv had dropped another two out of three. This scene repeated 5 more times—21 games in all. Arv went home so angry, his roommate said, he threw his shoes against the wall.

Bowling meant everything to me that freshman year, and I practiced for hours every day. But there was only one problem: I left no time for studying, and my grades were bad.

Such is the scene in schools—high school and college—across America today. Many athletes put sports before school. Those who are good enough may gain a full college scholarship and catch the attention of the pros. Others just lose themselves in sports and blow their futures.

Many athletes go through college without studying—common in today's colleges. They graduate and find themselves working at unskilled jobs. And only the very best athletes make the pros.

The pressure to become a success-


problem is that a person can allow sports to take priority in his life, leaving no time for school . . . or Jesus.


After leaving the bowling team, I finally studied more and my grades improved. But when the Lord saved me 2 years later and called me to Bible school, I just couldn't picture myself as a successful student. But I surprised myself by making A's and B's. Later, I even successfully completed graduate school.

Today, my bowling ball and equipment are long gone. My trophies have disappeared. My shoes lie somewhere in the house. I don't even know what became of Arv.


I thought I proved something that day against Arv. But I proved something far greater the day I received my master's degree.

Maybe you're so busy chasing your dream you don't have time for school. And maybe you think you're not much of a student. But you're wrong. With God's help you, too, can be a good student if you give yourself the chance. Just keep a balance and you'll win a victory that will truly count for the rest of your life. ❁





COMEDY CORNER



An old fellow walked into the unemployment office and asked to file for unemployment. When filling out the necessary forms, he laboriously spelled out his name: George Washington.

The amused clerk who was helping the man asked, "Were you the one who cut down the cherry tree?"

"No, sir," the aged fellow replied. "I haven't had any work for more 'n a year now."

* * *

A young man was trying to impress some people he'd just met at a party. "My family's ancestry dates back to the days of King Henry VIII of England," he boasted. Turning to an elderly woman seated next to him, he asked, "How old is your family?"

"Well," she replied with a reserved smile, "I can't really say. All our family records were lost in the Flood."

* * *

Two small boys were visiting a museum of natural history. After standing for several minutes in front of the mummy exhibit in the Egyptian room, one boy asked the attendant, "Do you catch them and stuff them yourself?"

* * *

"You can't beat the system," moaned the student after seeing his semester grades. "I decided to take basket weaving for a snap course. But two Indians enrolled, which raised the grading curve. I flunked!"


* * *

A young man wrote his beloved this letter:


"There is nothing I wouldn't do to reach your side. I would climb the highest mountain. I would cross the trackless desert. I would swim the widest ocean to be near you, my love."

At the bottom of the page he added, "P.S. See you Saturday night if it doesn't rain."

Thomas LaMance
Prewitt, New Mexico




JUSTIN TIME



OF COURSE BY
DANE

"STEVE! STEVE! LET GO!"

NO MATTER WHAT YOU DO...



ROYAL RANGERS CAN FIT YOU TO A TEE!

Whether it's getting together to play baseball, riding a BMX racer cross country, or taking on a big challenge on the basketball court, Royal Rangers t-shirts are the active-wear your boys can wear anywhere!

Made of a durable 50/50 poly-cotton blend, these comfortable tees spread the word about Royal Rangers wherever you go. From Straight Arrows just starting out to those boys working their way through upper level Royal Rangers programs—we've got their tees.

Get your t-shirts in time for early summer fun. Place your order by calling toll free or writing to the address below today!

GPH **GOSPEL PUBLISHING HOUSE**
1445 Boonville Avenue
Springfield, Missouri 65802-1894

1-800-641-4310 (\$5 Minimum)



MasterCard and VISA accepted. Please provide your signature, card number, and card expiration date. Add postage and handling charges: Less than \$10.00, add 15%; \$10.00-\$49.99, 10%; \$50.00-\$99.99, 8%; \$100.00 or more, 7%. Add state sales tax, if applicable: MO, 5.975%. Prices are subject to change without notice.

Royal Rangers T-Shirt (Emblem on upper left front)

Boys S (6-8)	08PL0700	\$5.50
Boys M (10-12)	08PL0701	\$5.50
Boys L (14-16)	08PL0703	\$5.50
Adult S	08PL0704	\$6.50
Adult M	08PL0705	\$6.50
Adult L	08PL0706	\$6.50
Adult XL	08PL0707	\$6.50
Adult XXL	08PL0723	\$7.50

Straight Arrows T-Shirt

Boys XS	08PL0660	\$5.50
Boys S (6-8)	08PL0661	\$5.50
Boys M (10-12)	08PL0662	\$5.50

Buckaroo T-Shirt

Boys S (6-8)	08PL0663	\$5.50
Boys M (10-12)	08PL0664	\$5.50
Boys L (14-16)	08PL0665	\$5.50