

# High Adventure

LEADERS EDITION


A ROYAL RANGERS MAGAZINE  
FOR BOYS

SUMMER 1991

Twister

The  
Nature  
Hunt


*"Clean  
your  
Up  
act"*







Page 7



Page 9



Page 10



Page 12

# HIGH ADVENTURE

SUMMER 1991

## From the National Commander



O h beautiful for spacious skies, For amber waves of grain,  
For purple mountain majesties Above the fruited plain!  
America! America! God shed His grace on thee, And crown  
thy good with brotherhood From sea to shining sea!"

The words of "America, the Beautiful" truly capture the pride and beauty of our country. Indeed we are a blessed nation!

We not only have a free nation in which we can worship God, but we also have a land overflowing with both natural resources and elegance. I hope you've had the honor of hiking through a majestic forest or a wooded countryside. I trust you've had the chance to tread through its cold, clear streams and smell its fresh, clean air. I rest assured you've had the thrill of camping beside a camp fire and listening to God's creatures calling in the night.

America! God has shed His grace on both you and me! But friend, let's not take this blessing for granted. Too many people already have.

Take time to enjoy nature. Make certain you respect it. And please join Royal Rangers across this nation in cleaning up America. It's the only home we have!

Join me in embracing the "Conservation Pledge." We "ready" Rangers will work together to make America's land beautiful and to bring its people to Jesus Christ.

Thanks for being a part of this caring family!

National Commander Ken Hunt

#### HIGH ADVENTURE STAFF

Ken Hunt, Director of Publications; Marshall Bruner, Editor; Donna Jester, Editorial Assistant; Larry Bangle, Art Director; Ron Day, Layout

#### NATIONAL COMMITTEE:

Terry Raburn, Ken Riemenschneider, Ken Hunt, Paul Stanek

**HIGH ADVENTURE**—Volume 21, Number 1 ISSN (0190-3802) published quarterly by Royal Rangers, 1445 Boonville Avenue, Springfield, MO 65802. Subscription rates: single subscription \$1.75 a year; bundle (minimum of five subscriptions, all mailed to one address) \$1.50 a year. Copyrighted 1990 General Council of the Assemblies of God, Inc., Gospel Publishing House. Printed in USA. Second-class postage paid at Springfield, Mo., and at additional offices. POSTMASTER: Send address changes to High Adventure, 1445 Boonville, Springfield, MO 65802.

MEMBER  EVANGELICAL PRESS ASSOCIATION







By K.M. Leet

**M**ason felt leery as he looked at the sky. It had darkened suddenly from the violent-looking, rumbling clouds. The clouds had a strange, greenish tint and looked as if they were boiling.

"Come on," Ike yelled impatiently. "Throw the ball!" The younger boys followed Ike's example and shouted at Mason to pay attention to their game.

Mason halfheartedly tossed the ball to Ike then again looked at the eery sky. With a loud crash, lightning slashed across the sky. Right then Mason decided he was heading home.

"Ike, I think we'd better get out of here," Mason yelled into the gusting wind. "I don't like the look of that sky."

"What are you, scared?" mocked Ike, glancing at Mason scornfully. "We're not afraid of a little rain, right guys?"

*Please turn to page 4*



Most of the younger boys shouted in agreement. No one wanted to look like a coward. And Ike was skilled at making fun of others who disagreed with him.

Mason had never really argued with Ike, even when Ike put down Mason's idea to pass out gospel tracts in the neighborhood. But this time Mason didn't back down.

"I'm not scared, and I'm not stupid either," Mason responded. "It's stupid to ignore warnings. Come on, Ike. We can play ball tomorrow."

Mason grabbed Ike's arm, but Ike shoved him away. Expecting a fight, the younger boys gathered around the two. Ike glared at Mason with fury. Suddenly, one of the boys yelled, "Mason! Look!"

The clouds had grown to a rolling, black mass, worse than before. The air felt heavy, thick with danger. When Mason whirled around he saw a swirling tail at the lower edge of the distant cloud mass.

"It's a twister!" cried one of the guys. "What will we do?"

Mason could scarcely believe what was happening. The funnel cloud appeared to be coming right at them. It approached quickly, tossing about clouds of dirt and debris.

Deafening thunder crashed about them, but the sound of the twister could now be heard. It had a sound of its own—a low, terrifying roar.

Mason looked at the others. Their faces were whitened with fear, and their eyes were opened wide. Without realizing it Mason was praying for help. Instantly, Mason knew what to do.

"Stay together," Mason shouted above the roar. "Let's head over there." Mason pointed to a ditch at the edge of the field.

Mason shoved at the boys to get them going. As they ran madly toward the ditch, the wind whipped them about and nearly blinded them with dust.

The ditch seemed so far away and the twister too close. Mason suddenly noticed that Ike wasn't with him and the others. Ike had attempted to run off by himself but had fallen and hurt his ankle.

Not thinking of himself, Mason whirled around and raced after Ike. The painful roar of the twister filled Mason's ears as he plowed toward Ike.

Though it seemed forever Mason

finally reached Ike and helped him toward the ditch. Ike hobbled along, resting on Mason's shoulder. The two finally reached the ditch and jumped for their lives.

Mason and Ike joined the others by lying flat and tightly wrapping their arms around their heads. They feared for their lives. Mason again began to pray.

The tornado roared so loudly the boys thought it was right beside them. But Mason's prayers were being heard. The tornado was several blocks from the boys' hideaway and was veering away.

Moments seemed like hours to Ma-

---

*The ditch seemed  
so far away and  
the twister too  
close.*

---

son. He felt the earth vibrate beneath him. As the wind rushed over him, a piece of debris suddenly hit his arm. Mason's injury didn't hurt too bad, and he was too scared to look at it.

Just as quickly as the twister had come, it left. The lightning continued to flicker, and the thunder slowly calmed to a distant rumble. Though the sky still looked haunting, at least the boys were safe.


The boys crawled out of the ditch still dazed. Mason looked at his arm where it had been hit. He had only a minor cut. The others had small scrapes and scratches as well.

Broken tree limbs littered the field. Mason reached down and picked up a huge chunk of sheet metal. He then remembered that a mobile home park was nearby.

"Let's go see if anyone needs help at the trailer park," Mason told the others. "Somebody might be injured."

"I say let's go home," mumbled Ike.

Mason stared at Ike then looked at the others. "Well, are you going or not?" Mason questioned. "I say let's go help others . . . and we can even witness to them." Suddenly, Mason didn't care if Ike made fun of him or not.

"Let's go," Mason said as he began to walk away. He knew the time had come for him to stand up for what he believed was right . . . no matter what Ike said or did. 

## *The Prayer Syndrome*

*By Muriel Larson*

**W**hen asked to pray at your dinner table, do you find yourself stuck in the "God is great, God is good" syndrome? Unscramble the words below to find out how you can vary your prayers.

1. RIPE AS (Psalm 34:1)
2. LESS BING (Luke 9:16)
3. POINT TIE (Daniel 6:13)
4. NOSES CF (1 John 1:9)
5. EKE S (Matthew 7:7)
6. ANTS KH (Ephesians 5:20)
7. SHIP ROW (John 4:24)

**Answers:**

1. Praise, 2. Blessing, 3. Petition, 4. Confess, 5. Seek, 6. Thanks, 7. Worship.



# Make a Barometer

By John and Bonnie Eller

probably will go down.

Barometers can be expensive to buy. But it's less expensive and more fun to make your own!

## Materials Needed

Balloon  
Glass jar  
Drinking straw  
Rubber bands  
Paper  
Tape

## Tools Needed

Ruler  
Scissors  
Pencil

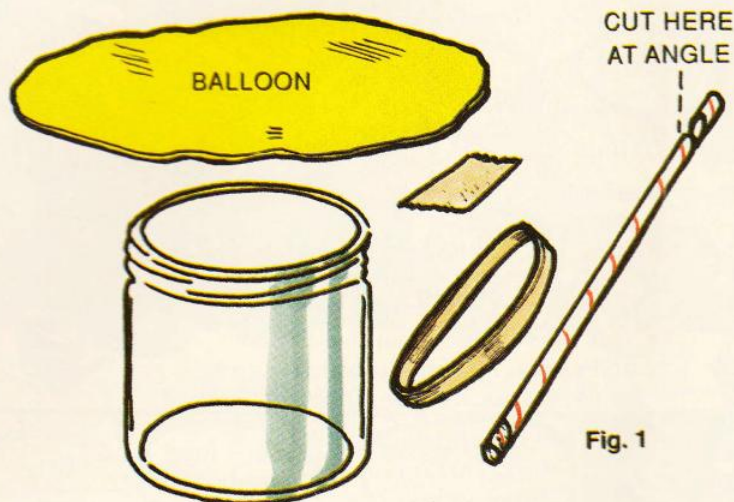


Fig. 1

Use a medium- or large-sized glass jar with a wide mouth, like a jelly or peanut butter jar. Wash the jar, remove the label, and throw away the jar lid.

Cut a piece of balloon large enough to fit over the mouth of the jar—stretch it smoothly and tightly. Hold the balloon in place with one or two rubber bands around the mouth of the jar.

The jar should now be airtight. Take a drinking straw and cut the ends of it to a point (see figure 1). Using tape, fasten one end of the straw to the balloon's center. You now have a barometer!

Now make a chart to read air pressure changes, which can be determined by the movement of the pointer straw. Fold and tape a piece of paper into a triangular shape so it will stand by itself. The paper must be a few inches taller than the jar (see figure 2).

Place the chart next to—but not touching—the pointer. Mark a small pencil line on the chart next to the pointer tip. Now write beside that line the weather conditions outside—cloudy, sunny, rainy, or stormy.

Check the position of the pointer once or twice each day to see if it has moved up or down. Every time it moves mark another line on the chart, and write beside it the weather conditions.

After you have made some "sunny" and "rainy" marks on the chart, you can predict the weather with reasonable accuracy. Do so by checking the direction in which the pointer is moving—toward the "sunny" or "stormy."

For accurate predictions place your barometer in an area the temperature doesn't change too much or too fast. Don't place it by a window or on a heat duct.

Can you figure out what makes the pointer move up or down? Check in a science book, or ask your commander.

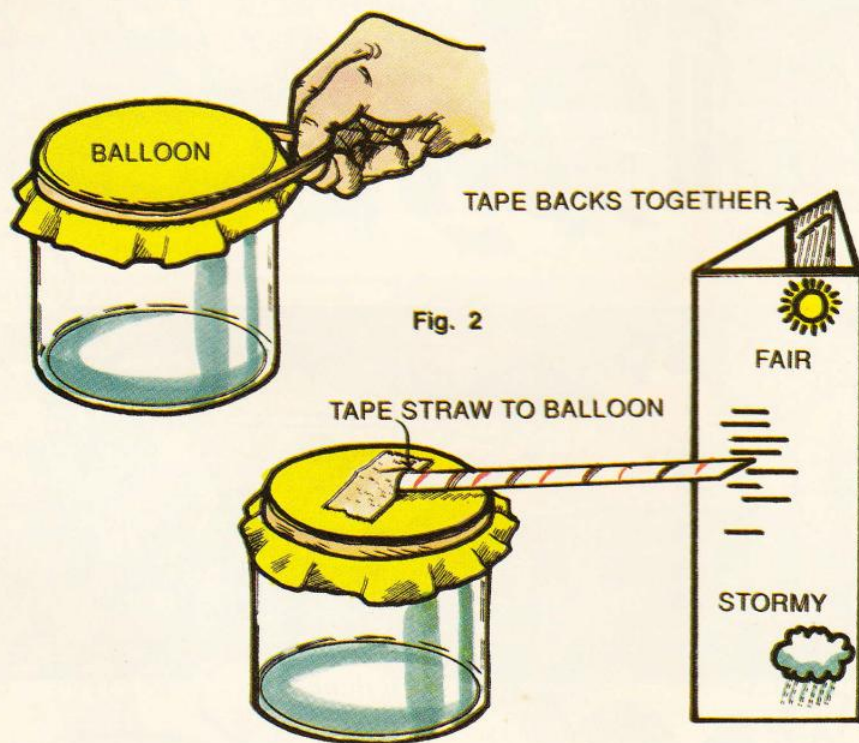


Fig. 2

**F**orecasting the weather isn't as simple as you may think. To predict a change in weather, a weatherman (meteorologist) must know the temperature, the wind direction, and the weather conditions nearby and far-away.

But, most importantly, a weatherman must have a barometer to measure the air pressure (the force of air

pressing against the earth). A weatherman can predict the weather—rain, snow, wind, or clouds—that's soon to arrive by studying the change in air pressure.

A barometer will give you a clue to tomorrow's temperature too. If the air pressure goes down, the temperature probably will go up. So if the air pressure goes up, the temperature



# COMMANDER & BAG

This is where we'll be going on our first camp-out.




Alright!  
Hmmm...  
Wha?




This was the commander's first camp-out too. So wanting to be ready, he packed everything he owned.





Later that night something happened to the commander's old army supplies bag.



So this is living?



I think I'm going to be sick.



Well, boys, here we are—our first camp-out!

mad 91




Later that night the commander decided on a *big* council fire . . . .



The fire spread fast, and the commander panicked . . . .

Suddenly the commander remembered something in his bag.



Story by Rev. Robb Hawks  
Art by Andy Davenport

*mad 91*





# HIKING The MISSIONS TRAIL

By Steve Harris, missionary to South Africa

**B**oys and girls around the world have one thing in common: they like to play, laugh, and have fun. The children in South Africa are no exception.

In the rural areas of South Africa children have the God-given gift of making any object into a toy and any situation into a game. The boys there, for example, make cars out of scrap wire. They fashion car wheels out of jar lids. Then they put long steering shafts on their homemade cars to steer the front wheels!

I once told an African pastor I wanted to take a handmade doll to America for the children there to see. But, I shared, I was having a difficult time finding one.

The pastor, who lived in a remote village, explained that the girls really didn't need dolls. Once the village girls are doll-playing age, they usually must care for their baby brothers and sisters. So they carry around and play with *live* dolls.

Among all the toys in the world—certainly in Africa—I believe the ball is universal. In Africa I have seen balls made of many different things: animal skins, rags, and even packaging tape!

Many African kids play soccer every chance they get. They learn at an early age how to hit a soccer ball with their feet, heads, and bodies. The ball-handling skills they learn are amazing!

The sport is so popular in South Africa that men play the game at work

## The World of AFRICAN UTCHAS

during their lunch breaks. They work as hard playing soccer as they do at their jobs.

### ***African Children Need to Hear***

Amidst all the joy that comes from being a child, there's a joy that many in South Africa never experience. That's the joy that comes from knowing Jesus as Lord and Savior.

Some church elders in Africa have the attitude that children don't need to listen to the Word of God. Often during church the children are kept outside to play while the adults worship inside.

But missionaries and many pastors here feel differently. As soon as they can listen, children should be allowed to hear the Bible stories and


teachings of Jesus. This is why GPH Press was begun.

GPH Press is a major evangelistic outreach ministry to South Africa. Within the next 10 years this ministry hopes to reach 25 million South African children with the gospel message.

### ***Reaching the Spiritually Lost***

One of my jobs as a missionary at GPH Press is to draw gospel tracts for young people. Several tracts I develop are just drawings for illiterate children (those who can't read). The tracts made for those who can read explain how the young people can send for more literature that will lead them to Christ.

Besides tracts I also draw pictures





# High Adventure

SUMMER 1991

# Leader

**2** Our Boys Can Make a Difference

**4** News

**6** Your Outpost Planning Guide

**10** The World of Symbols

**12** The Sunshine Cooker

**14** Devotions for Boys

## One-on-One


I can imagine God felt sorrow for a fleeting moment before He created the world. Since He is all-knowing, the future must have held within her stories of death, pain, and godlessness. The stories must have also told of Planet Earth, which streams and air were polluted by man, whom God was preparing to create. Yet, knowing all this, He did not stay His mighty hand.

So here we are today. Our oceans and streams *are* tainted. Man-made clouds of smog hover low. Highways and fields are spotted with debris. And, as God had designed, mankind still has the ability to choose how he will live.

So let us as Royal Rangers be challenged to alter the course. And let it begin in the local outposts. Let's get our boys involved in cleaning up Planet Earth. And let's set examples for others to follow. By doing so we can be living testimonies for our Creator.

Just imagine: Your outpost is cleaning up the community one day when a stranger walks by. He asks the name of your group and thanks you for doing the good deed. Suddenly, you have an opportunity to witness to the fellow. You explain what Royal Rangers is all about and that your boys serve the One who created the earth you are trying to preserve. Then the man asks, "How can I come to know this One you call Jesus."

Yes, perhaps for a fleeting moment God's heart grieved as He looked into the future before the great creation. But, I'm sure, His pain was swept away when He saw the thousands of Royal Rangers who would come to love Him, who would tell others of His love, and who would care for the world He gave to man.



National Commander



# Our Boys *Can* Make a Difference



*Tips for cleaning up the environment and conserving natural resources—a companion article to “Clean Up Your Act” (see attached High Adventure).*

should show our Rangers how they can help solve these problems. An effective way to do this is to encourage the boys to get involved in a hands-on conservation project.

The best time to involve boys in any project is before it begins. Let your Rangers help make a list of ways the outpost can get involved in conservation. For instance, an outpost can help control erosion, clean up highways or rivers, recycle products, and plant trees. Then help the boys brainstorm for additional ideas.

Let your Rangers select a plan to clean up the environment. Develop a plan for this task. And make sure they realize the amount of work that will be required of them.

Do not start a project that is too big for your outpost. The boys may quickly lose interest and leave only the commander and a couple of die-hard boys to do the work.

*By Timothy J. Trower, a senior commander*

**C**onservation. The meaning behind this one word is becoming more important each day as we see the gradual destruction of the world's ecosystem. Yet, people have only begun to effectively put this word into action.

Conservation is not using less of our natural resources, but, rather, using wisely—without waste—what we have. We might not be able to do anything about the massive destruction of the Amazon Rain Forest. We can, however, help our Rangers understand the importance of conserving the earth's resources. We can also involve them in the process.

Perhaps you have given the boys in your outpost a basic understanding of what conservation means: “Don't pick the flowers. Don't cut a green tree. And know and obey fish and game laws.” Yet, conservation goes much deeper than this.

How many of us have allowed our boys to throw a Styrofoam cup into a camp fire, releasing toxic fumes into the atmosphere? And how many of us blow holes in the ozone layer each morning with a blast of antiperspirant?

We leaders need to learn more about the problems confronting our world's fragile ecology. Then we

## ***Adopt a Road***

An idea that may work for your outpost is the Adopt a Highway or Adopt a Street program. Many states and cities now sponsor this cleanup plan. It gives groups a chance to make a difference in their hometowns.

Here is how Adopt a Highway works: Four to six times a year, depending on your local situation, your outpost can take part in a Saturday cleanup. The group would remove all litter from the road sides. To adopt a road contact your local state or city road department. It will assign your group a specific stretch of road to patrol.



To spur the boys' interest, start a contest between patrols to see which can collect the most trash. You could turn the cleanup effort into a scavenger hunt. Prizes could be awarded to the patrol or boy who finds the most items on a list of common roadside trash.

## Conservation is using wisely what we have.

### Recycling

Another project your outpost could begin is a recycling program. Here are some tips on how to begin:

1. Contact local recycling centers. Find out what items they accept and how these recyclables must be delivered (for example, plastics sorted by type or newspapers separated from magazines).

2. Develop a plan for collecting recyclables. How will the trash be collected? When will it be collected and how often? How large of an area will the group collect refuse from? Will you collect from homes only or businesses as well?

3. Publicize your project. Have your boys distribute flyers that list your pickup schedule and church phone number.

4. Follow through with your plans. People will not continue to give to your cause if the schedules are not met. And if the program ends, let them know it is over.

### Precycling

Educate your boys about conservation by teaching precycling methods. Show the boys that the less wrapping there is on an item, the less there is to throw away. By purchasing some items in the largest-possible size or in bulk, you can eliminate the packaging or reduce the need. And avoid buying foods and other goods in nonrecyclable packages.

### Erosion Control

Start an erosion-control program in your outpost. Take hikes to areas where the soil is abraded. You may find soil erosion at the edge of a field, on the banks of a stream, or on a slope

or embankment. Build stone dams in gullies to slow down the speed of water and to trap soil. Plant grass seed in areas that have lost topsoil due to wind and water damage.

Plant trees. Trees are beneficial to us in many different ways; they supply shade, act as wind breaks, and become habitat for small animals and birds. Trees also supply wood for construction, fuel, paper, and many other products.

You can contact local greenhouses to see if they will supply saplings at low or no cost. Ask individuals in your church to adopt a tree—purchase one. After being planted, trees can continue to be an outpost project—watering, pruning, and caring for them as needed.

While on a camp-out teach boys to minimize plant and soil damage. Point out and correct any damage other campers might have caused. Do

not overuse a campsite and wear it out; sow grass seed to replace any damaged sod.

While on a camp-out also use biodegradable soap, and package all trash. Police the area when leaving, so that the campsite is left in better condition than it was when you arrived.

Any of these ideas will help instill in our Royal Rangers a desire to keep our land clean. Each of us should encourage our boys to live by the "Conservation Pledge": "I give my pledge as an American to save and faithfully to defend from waste the natural resources of my country—its soil and minerals, its forests, waters, and wildlife." (See the *Adventures in Camping* handbook.)

When our Rangers can live by this pledge, we will all be good stewards with that which the Lord has entrusted us.



## Heroes of the Bible

By Carol M. Garcia

Fill in each row of horizontal boxes below, using the clues given to the left of each row. When you have finished, the vertical row of letters will spell out one of Jesus' many names. Put these letters in the blanks below.

His brothers sold him to a caravan of slave traders traveling to Egypt. (Genesis 37:28)

This king was given great wisdom and riches from God. (2 Chronicles 1:8-12)

Because of his obedience, God promised to multiply his descendants to as many as the number of stars in the sky. (Genesis 22:15-18)

He defeated the giant, Goliath, in battle with a slingshot, a stone, and a sword. (1 Samuel 17:44-51)


The first Christian martyred for his faith in Jesus. (Acts 7:58-60)

He fought the battle of Jericho following God's instructions, and the walls of Jericho crumbled and fell. (Joshua 6:1-20)

God called this man to lead the people of Israel out of bondage and to the promised land. (Exodus 3:1-10)

God's angels saved him from the lions' den. (Daniel 6:16-22)

\_\_\_\_\_ (Matthew 1:23) Spelling may vary according to the Bible translation.





# 1991 National Council Gains New Direction

On March 13-15 about 290 Royal Rangers leaders and their wives met in Springfield, Mo., for the 1991 National Royal Rangers Council and the National District Leadership Seminar.

The council—composed of district, regional, and national leaders—is held annually to discuss Royal Rangers policies and procedures. A first, however, was the NDLS, in which 20 subjects were taught.

The meetings began with a Wednesday-evening service. Rev. Thomas Trask was guest speaker that night. Trask is general treasurer for the General Council of the Assemblies of God. His address focused on, "When divine resources meet human needs through loving channels to the glory of God."

The evening ended with regional breakaways. Each of the eight regional coordinators met with those from their areas to discuss upcoming council issues and regional events.

The March 14 NDLS was conducted from 8 a.m. until 9 p.m. Except for two evening seminars, nine classes were held simultaneously during morning and afternoon sessions. Among the courses held were Time Management, Ministry to Children of Divorce, Conflict Management, Law and Royal Rangers, and How to Conduct Pageants.

"The NDLS met a basic but great need: better equipping leaders to administer the Royal Rangers ministry," stated Ken Hunt, national Royal Rangers commander. "Each session was planned prayerfully and carefully so leaders could return home with the needed tools to carry out the Decade of Harvest task before them."

A 1-hour service followed the NDLS meetings. Guest speaker Rev. Terry Raburn attended his first national council since coming into office December 1990 as Division of Church Ministries director. Raburn based his sermon on the 1991 Royal Rangers theme, "Reporting for Duty" (Jeremiah 1:7).

While the NDLS and council session were underway, the wives of councilmen kept busy with their own activities. About 63 wives attended this year's council.


One item on their agenda was to raise pledges to purchase linens for the National Royal Rangers Training Center. The ladies raised \$290, and many offered to donate linens.

In many ways the 1991 National Council on March 15 was a landmark for the Royal Rangers ministry. The councilmen adopted a new constitution and bylaws, which is pending ratification by the Executive Presbytery of the General Council.

If approved the constitution and bylaws will make the Royal Rangers council a legislative body. The new constitution and bylaws, with its standing committees, will better facilitate the involvement of councilmen.

Another landmark decision was to raise \$331,000 in pledges during 1991 for the National Royal Rangers Training Center. The moneys, already \$208,000 pledged, would enable Royal Rangers to pay off the NRRTC debt. This 1,514-acre training camp was not dedicated until 1986—a remarkable 5 years of advancement for the Royal Rangers ministry.

To help raise additional



*National Commander Ken Hunt addressing councilmen.*

funds for the NRRTC, the executive committee announced at council a new scholarship program. The Stake a Claim Scholarship Fund will be awarded to every district that purchases two Stake a Claims.

Stake a Claim is an NRRTC fund-raising program designed to provide ongoing training and property development.

Also discussed during the Friday session were new Decade of Harvest thrusts for the upcoming year. Royal Rangers will continue training leaders in Latin America. U.S. Royal Rangers leaders will also assist in Mobilization and Placement Service construction projects in Latin America.

In addition, a fund-raising effort will be employed nationwide to plant Royal Rangers materials in 18 Latin American nations. These moneys gathered will be used to purchase up to 38 starter packets. Each packet—valued at \$1,200—will help train 100 Royal Rangers boys and leaders.

The Royal Rangers groups in Latin America who receive these starter kits will sell the materials to outposts or individuals at cost. In turn, the moneys generated will be used to establish and maintain a perpetual inventory.

Councilmen expressed enthusiasm when learning on the council floor that Gospel Publishing House will offer this spring a new and extensive line of camping products. GPH spokesmen reported that a specialty catalog listing these items will be available to both churches and individuals.

An evening banquet followed the council session that Friday. Among the 286 Royal Rangers leaders and wives who attended were special guests from the General Council headquarters.

Hunt spoke that night on Isaiah 6. The theme of his message, "Here am I; send me," reemphasized the sermon given by Raburn the evening before. Apparent throughout the 3 days of meetings was the need to help evangelize the world through Royal Rangers.

"We have addressed areas of needed change that will prepare the way for a bright future for Royal Rangers," stated Hunt. "The adopted constitution and bylaws, for example, will provide a platform on which to better implement and strengthen this ministry. And, as we increase our missions trust, I am confident Royal Rangers will spread well beyond the 47 nations in which it now exists."





# New Jersey Outpost Helps Clean Up Community

Outpost 93 and other groups in Barnegat, N.J., made local headline news in January for participating in the Clean Communities Program there.

The Royal Rangers of Outpost 93—Barnegat Bay Assembly of God—were among the group of 65 children and adults who helped in the cleanup project.

The Clean Communities Program was part of a state grant for 1990 by which the youth groups participating could earn credit to receive

camping equipment. But, due to bad weather, the event was postponed until January.

Though only lasting 3 hours, the group performed a total of 195 hours of community service. Each group was assigned to several public areas and equipped with garbage bags and cans, rakes, and brooms. Outpost 93 was responsible for the dock area, the public bathing beach, and the game reserve areas at Barnegat.

According to Trailblazer Jim Spaloss—Outpost 93—about

half that collected by his outpost consisted of glass bottles. And enough aluminum cans were gathered to fill a garbage bag.

Each group was careful to separate all recyclable trash. Besides plastic, glass, and cans, a lot of tires were also collected.

After the groups had finished, six pickup loads of trash had been collected. Days later the groups helping in the Clean Communities Program were awarded their needed camp-

ing equipment.

Their contribution to Planet Earth, however, will last more than a lifetime. You see, aluminum cans alone, officials estimate, will take up to 100 years to decompose.

So perhaps your outpost will join in with Outpost 93 in cleaning up our earth. Together we can make a difference!

—Information by Taffy Spaloss. Portions of the article were reprinted from The Beacon, Manahawkin, N.J.

# NRRTC Receives New Truck

The National Royal Rangers Training Center finally received a much-needed work truck. National training funds generated by Royal Rangers across the nation were used to purchase this three-quarter ton, four-wheel drive Ford pickup.

Pictured in this white beauty is Ralph and Becky Glunt. Ralph is camp coordinator for the NRRTC.

Ralph is also pictured pushing his has-been work truck—an old, beat-up white bomb—off a road edge. It seems he spent as much time repairing the decrepit jalopy as he did driving it.

From Ralph, Becky, and all the national staff, "Thanks!" for helping make Ralph's job a bit easier.



# Iowa District Plants New Outposts

This year the Iowa District is actively planting the Royal Rangers ministry in churches in that district through an adopt-a-church program. In 1990 the Royal Rangers staff of that district added to their 1991 Decade of Harvest challenges this home missions outreach.

"Our goals are being met," stated Virgil Kling, Royal Rangers Decade of Harvest

chairman for the Iowa District. "And the adopt-a-home missions church project is creating the most excitement."

Kling continued by stating that each home mission church in that district interested in beginning a Royal Rangers program will be sponsored for 1 year.

"A sectional commander spends the first 3 months of

weekly meetings at a home missions church, helping the leader and boys establish their outpost," noted Kling. "After that period the sectional commander periodically checks with the new outpost commander and his pastor."

Each sponsored outpost, said Kling, is supplied with a leader's manual, handbooks for boys, and a record book. The chartering fee for the outpost is

also paid for by the district.

"This Decade of Harvest goal has been received with such enthusiasm that \$1,400 was raised in just one week during our Royal Rangers Winter Breakaway," exclaimed Kling.

At the time of reporting, the Iowa District Decade of Harvest project had just gained momentum. Additional funds were expected to be generated throughout the year.



# Your Outpost Planning Guide

## Straight Arrows Program

By David and Marie Brecheen

### June: Nature Study

*Overall Approach*—Teaching About and Showing God's World

**1st Week**—Devote this week and the next to studying "living things." Read about and explain the creation story in Genesis. Share what living creatures God created and on which days. Explain that all animals were once tame. Ask the boys which animals today are still considered "tame" and "wild." Tell what animals are now considered a benefit to man. Some illustrations you may use are cows for producing milk, meat, and leather; horses for riding; and dogs for hunting wild game, helping the blind, or searching for lost victims.

Ask which boys have animals at home and what types they own. Name some types of fish. Ask the boys if they have gone fishing, what types of fish they have caught, and what kinds they enjoy eating.

Scripture verse this week: Genesis 1:21.

**2nd Week**—This week's study will be on insects, birds, and plants. Share why God created these creatures. Ask the boys to name various kinds of insects, birds, and plants and to describe how each is useful to man. You may wish to recap the creation story from last week to get this discussion started.

Scripture verse this week: Genesis 1:20.

**3rd Week**—This week will focus on geology and conservation. The boys need to know that God had a balance in nature and created everything for a purpose. Secure and show pictures of various kinds of rock formations, dirt, mountains, etc. Discuss how each item pictured is beneficial to man. Some items to discuss could be minerals (for health purposes), gold and silver (for money and jewelry), uranium (for nuclear power), and granite (for constructing buildings and roads).

Discuss some reasons why water is such a vital element to man. Explain why man should take care of the earth's water. Ask the boys what they could do to conserve natural resources.

Scripture verse this week: Psalm 33:5.

**4th Week**—Plan a nature hike this week so your Straight Arrows can see and touch some of the things they have been



studying about. This outing would be a good time to collect items that could be used to begin a nature center at your outpost. Please do not allow your Rangers to gather living things—except for insects, flowers, leaves, etc.

Scripture verse this week: Genesis 1:11.

References for this month: Bible, science books, nature books, and encyclopedias.

### July: Pets, Day Camp, and Safety

*Overall Approach*—Pets and How to Care for Them

**1st Week**—Begin by sharing about the care of pets. Many of the boys may have pets and, therefore, need to know how to care for them properly. Invite someone knowledgeable about pets to this meeting. Have him or her explain proper methods of pet care. If you are unable to invite someone to speak to your group, discuss methods of pet care yourself. For example, talk about how to feed, clean, and exercise animals; how to clean their dwellings; and how to care for them in hot and cold climates.

Scripture verse this week: James 3:7.

**2nd Week**—Have the boys bring their pets to this outpost meeting. Let them have a pet parade for the rest of the Rangers. If the boys have taught their pets how to do tricks, let them show off a bit.

Scripture verse this week: Solomon 2:12.

**3rd Week**—Plan and announce an upcoming "day camp." This daytime outing will be fun and adventuresome for the boys. It will also provide a time of learning. The boys can learn about nature, how to work together, and how to have fun together. Plan to hold the day camp on the Saturday following the fourth meeting of this month. You may wish to ask the Buckaroos to this outing.

Start by explaining what the day camp is all about. Share safety factors the boys must know (e.g., how to watch for poison oak or ivy). Brainstorm with other commanders and the Straight Arrows to develop a list of activities the boys will enjoy.

Scripture verses this week: Psalm 104:16,17.



**4th Week**—Continue the day camp planning from last week. Discuss the schedule of events and the rules each boy is expected to follow. Before the meeting ends give each boy a list of the departure-and-return times for the outing. Provide each boy a permission slip he must have signed by a parent or guardian. Instruct the boys to return the forms prior to the outing.

Scripture verses this week: Psalm 104:18,19.

References for this month: Pet stores; books on pets; encyclopedias; *Buckaroo/Straight Arrows Leadership Training Course*, page 114; *Royal Rangers Leaders Manual*.

## August: Transportation

**Overall Approach**—The History of Transportation. Remember, use simple facts and, if possible, pictures.

**1st Week**—History of the sea. The sea was once a major route of travel for passengers. Share this idea. Explain how canoes were once carved out of logs. Ask the boys if any of them have been on a boat of any kind. Let those who have describe their experiences. Continue by telling about the history of sea transportation. Explain the purposes of different types of ships. During craft time make a simple boat or ship model.

Scripture verse this week: Psalm 89:9.

**2nd Week**—History of air and space transportation. Intriguing to boys during this "space age" are the topics of air and space travel. So begin this meeting by asking your boys who has ever flown in an airplane. Give them a chance to respond. Next, share some history about the airplane and its inventors: the Wright Brothers.

Explain how the airplane was first used and when it began to transport cargo. Tell when man was first rocketed into space and who he was. Glean information from the fall 1990 aviation issue of the *High Adventure/Leader*, and share the information with the boys.

Scripture verse this week: I Thessalonians 4:17.

**3rd Week**—History of the train, car, and transportation in general. Much information is available in encyclopedias on the history of transportation. Articles about the Pony Express, Henry Ford, the train, and radio controlled cars appeared in the summer 1990 *High Adventure/Leader*. Look through these resources, and share what you have learned with your Rangers. Again, use pictures if possible when discussing these topics.

Scripture verse this week: "They shall mount up with wings as eagles" (Isaiah 40:31, italics mine).

**4th Week**—The history of the bike and bike maintenance. Invite a law enforcement officer to this week's outpost meeting. Ask him or her to talk about bike safety. Begin the meeting by discussing bike history. Before dismissing the boys, ask them to bring their bikes—even if they have training wheels—the following week. Announce that you are going to have a bike hike and party.

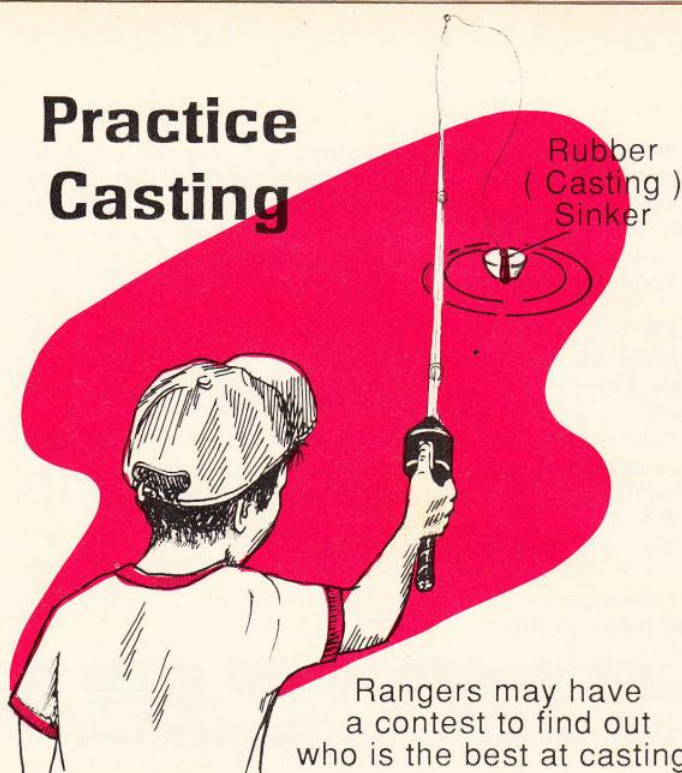
Scripture verse this week: Psalm 133:1.

**5th Week**—This week conduct a simple, safe bike hike and party. It could be held on the church property or at a nearby field, for example. Take to the outing a bag of goodies. Have lots of fun! Dismiss the gathering by sharing a devotion. You could use one taken from pages 14, 15 in this issue. Or create a devotion taken from the Scripture verse below. Allow enough time to return to your outpost safely.

Scripture verse this week: John 4:35.

References for this month: Summer and fall 1990 issues of *High Adventure/Leader*, books on transportation, encyclopedias, and information booklets from bike shops.

## Practice Casting



## Buckaroo Program

### June: Nature Study

**Overall Approach**—Boys like to be active. So have things on hand during your lessons the boys can see, touch, smell, and taste. Allow them to get involved! End the month by taking the boys on a nature hike. Give them a chance to experience what they have been learning about. The Christian Character Trait this month is *generosity*.

During this month refer to the Straight Arrows Program study guide for June. Adjust your lessons by providing more facts and information in your presentations.

Scripture verses this month: 2 Corinthians 9:6, 2 Corinthians 9:7, Luke 6:38, Acts 3:6.

### July: Fishing, Swimming, and Camping Safety

**Overall Approach**—Boys are captivated by the thought of outdoors adventure, and they are forever curious too! This month teach your boys safety tips for Royal Rangers outings and events. Give them an opportunity to demonstrate what they have learned while on a fishing trip, a swimming party, or a day camp. The Christian Character Trait this month is *wisdom*; emphasize it during each meeting this month.

**1st Week**—Begin by teaching fishing safety tips. Explain the dangers in fishing, such as being near deep water. Next, demonstrate how to use fishing equipment safely. If you have an experienced fisherman in your church, ask him to come to this meeting and share safety tips. You could have a "fishing party" the following Saturday. Invite both the boys and their fathers.

Scripture verse this week: 2 Timothy 3:15.

**2nd Week**—Swimming is one topic every Royal Rangers leader should address. Most Buckaroos do not know how to swim, but most of them enjoy being in the water. For this reason, boys must be taught water safety.

Invite a certified RedCross swimming instructor to teach this class. Remember, you are not teaching swimming. . . . You are teaching boys how to respect water and how to be cautious when in or near it.

Scripture verse this week: Matthew 7:24.



**3rd Week**—This week concentrate on outing safety tips. Explain the dangers involved in being in the woods or at a park during a day camp. Demonstrate some basic day camp safety tips. Prepare the boys to one day be campers. Compare family camping to the Royal Rangers camping program.

Scripture verse this week: Proverbs 4:7.

**4th Week**—Prepare for a Saturday day camp outing. Announce the event. Give each boy a permission slip he must have signed by a parent or guardian. Instruct the boys to return the forms prior to the outing.

Continue the day camp safety lesson from the past week. Discuss the day camp rules and schedule so the boys will know what to expect. You may wish to invite the Straight Arrows to this outing.

Scripture verse this week: Proverbs 9:10.

References for this month: *The Royal Rangers Leaders Manual*, books on fishing.

## August: Westward Ho!

**Overall Approach**—This month share about the heritage of the Old West. The Christian Character Trait this month is *patience*.

**1st Week**—Start by sharing the story of Lewis and Clark and their great land exploration into the Northwest. Tell when Lewis and Clark made their trip, where it started from, and where they were going. Describe the hardships—prompted by man and nature—these frontiersmen faced. Share what contributions they made to the great westward movement and growth of our country.

Scripture verse this week: Proverbs 3:35.

**2nd Week**—This week discuss the gold rush that hit the West in 1849-1852. Prepare for the lesson by reviewing this history in an encyclopedia. Describe how the gold rush affected the West. Explain the methods used during that era to extract gold from the earth. Tell what states were mined for gold. Share what life was like in the western gold camps, how long the camps lasted, and how they were instrumental in bringing settlers.

**3rd Week**—Share this week about the era of the westward-bound wagon train. Explain that for many going “west” may have simply meant traveling from one mid-west state to another. Tell how wagon trains were formed, how they traveled by day, and what traveling conditions were like. Share what the children did during the journey. Discuss what these crusaders ate. Help the boys visualize how distant travel by car today vastly differs from traveling by covered wagon during the early days. Some comparisons you can make are road conditions, travel time, sleeping conditions, and safety factors.


Scripture verse this week: 1 Timothy 6:11.

**4th Week**—One of the great men during the westward movement of our nation was Christopher (“Kit”) Carson. Share a little about his background. Tell about his home and job in Franklin, Missouri; why he left his home; and what he did to help settle the wild West.

Scripture verse this week: Hebrew 10:36.

**5th Week**—End this month’s study by planning an outing to a museum. Let the boys see some of the things they have been studying about this month. Another option would be to organize an old-fashioned cookout. Invite the parents along for whatever activity you may plan.

Scripture verse this week: Select one of the verses learned this month, and have the boys recite it to their parents at the cookout.



## Pioneers, Trailblazers, Air-Sea-Trail Rangers Program

By John, Bonnie, and J. D. Eller

### June: The Out-of-Doors

**Overall Approach**—Nature Study and Camping

**1st Week**—Assign a leader or an older boy to research one typical wildlife community—such as forest, prairie, marsh, desert, or mountaintop. Show how members of each community depend on other plants and animals for survival.

Lead a discussion on the following: 1. Trees, 2. Plants, 3. Animals, 4. Birds, and 5. Insects. Give some tips on how to recognize and identify each of these. Illustrate how knowing the proper names of different types of wildlife makes studies more interesting and valuable.



**2nd Week**—Make a chart that identifies some well-known constellations—like the Big Dipper, the Little Dipper, and the Orion Nebula (refer to summer 1990 *High Adventure Leader*, page 8). Show how to locate the North Star, the Dog Star, and others.

Ask a leader or a boy to make a terrarium, using five or more plants. Or have him bring to the outpost a small aquarium with three or more species of fish.

Assign the work projects below to leaders or boys. They should collect (photos can be used if needed) and identify the following: 1. Ten kinds of trees or plants, 2. Seeds or fruits from 10 types of trees, 3. Six kinds of wood, 4. Three varieties of fish, 5. Five types of frogs or reptiles, 6. Several different empty bird nests, 7. Five prints of animal tracks, 8. Twenty types of birds, 9. Ten kinds of insects, 10. Seven types of flies, 11. Ten kinds of flowers, and 12. Pictures of three poisonous plants.

Encourage your outpost to memorize the "Conservation Pledge"; it is cited in the *Adventures in Camping* handbook. Explain what can be done to conserve our natural resources. Give at least three Bible verses that state God's concern for the things of nature (e.g., sparrows, field lilies, foxes).

**3rd Week**—Show the proper way to select and pack clothing for a 5-day camping trip. Include among the items needed a trail, pup, or other type of tent. Assign a leader to show the correct way to pitch a tent. Allow the boys to ask questions and to participate.

Show your Rangers how to tie a few basic knots—e.g., overhand knot, square knot, clove hitch, and bowline. Explain how to whip the end of a rope.

Have a leader explain fire safety rules. Illustrate some basic types of camp fires—such as crisscross, tepee, trench and hunter's fire—and explain when they should be used. If possible cook a meal over a fire, using at least two methods of cooking: boiling, baking, broiling, or frying. Assign a patrol to plan a menu for three meals and to explain why they chose each menu item.

**4th Week**—Discuss some of your outpost camping experiences. Get the boys excited about the outdoors! Assign boys the task of demonstrating the following: 1. How to open, close, pass, and sharpen a pocketknife; 2. How to make a fuzz stick or tent stake with a knife; 3. How to use an ax correctly; 4. How to care for food, wash dishes, and dispose of garbage properly; 5. How to lay out a campsite; 6. How to sight and set a compass; 7. How to assemble an outpost first aid kit; 8. How to play four outdoor games; and 9. How to plan a camp fire service.

## July: God's Creations

### Overall Approach—Wildlife and Geology

**1st Week**—Assign four leaders or boys to do 1-minute talks on some exciting or unusual observations of wildlife. Describe the importance of a game refuge, its benefits to wildlife, and some hunting regulations. Show how a game farm or fish hatchery helps preserve wildlife and sporting opportunities. Using a plaster cast or a drawing, show the outpost at least two sets of animal tracks. Secure and display several photos of wildlife in their natural habitats.

**2nd Week**—Discuss the advantages and disadvantages of preserving wildlife in zoos and game preserves. Show how man can be animal's best friend or worst enemy. Secure, from an encyclopedia or other library reference, photos or drawings of 25-30 mammals native to North America. Display these items, and discuss them with the outpost.

Identify four wild animals native to your state and discuss them. The information you should include are 1. Photos or drawings; 2. Track sketches; 3 Where found; 4. Food each an-

imal eats; and 5. Value of the animal for food, fur, etc.

Tell why we should protect and conserve wildlife. Close the meeting by reading three or four Scripture verses about animals.

**3rd Week**—Begin the meeting by reading Bible verses concerning geology. Using a concordance, look up verses on rocks, gold, silver, copper, etc. Display a poster that lists by name five or six ores. Tell of the metals commonly produced from each ore and how the metals are used. Assign a leader to collect 10 rock-forming minerals. Ask the leader to display these minerals and to discuss each by name.

**4th Week**—Invite to this meeting a guest speaker who is knowledgeable about quarries, mines, oil, or gas fields. Ask him to discuss the following related to his field of expertise: 1. How the deposit was formed, 2. How it was found, and 3. How it continues to develop.

Show how to polish rock-forming minerals, which can be used for decorating jewelry. Some items you could display are rings, tie clasps, and belt buckles.

## August: It's in the Air

### Overall Approach—Bird Study, Weather, and Uniforms

**1st Week**—Secure from a local library a book on birds. Find one with lots of colorful pictures of birds so you can show them to the boys. Have the boys memorize some bird names and identify the markings unique to each bird. Explain how birds are helpful to the farmer. Brainstorm for a list of at least 10 birds that destroy insects, rats, or mice. Plan a field trip to an area containing at least 10 acres, and conduct a census of bird life.

**2nd Week**—Construct and display one or more of the following: 1. Bird house—for a particular type of bird, 2. Bird feeding station, and 3. Bird bath. Using an encyclopedia, learn about James Audubon, and share about his contribution to bird study. Explain how bird life is protected in your area. Close the meeting by reading at least three Scripture verses regarding birds.

**3rd Week**—Good display items for this week and next are a thermometer, a barometer, and a rain gauge. Open the meeting with a discussion on the importance of these instruments. Explain the value of maintaining a daily record of the weather—dew or frost, wind direction, temperature, kinds of clouds, rain or snow, and time of sunrise and sunset. Plan an outing to a weather bureau if one is in your area.

**4th Week**—Begin by reading at least three Scripture verses regarding weather—such as rainbows, lightning, and storms. Explain what causes the following: 1. Fog, 2. Clouds, 3. Dew, 4. Rain, 5. Snow, 6. Sleet, and 7. Hail. Describe the following types of clouds: cirrus, stratus, cumulus, and nimbus. Explain what causes rainbows, mirages, northern lights, lightning, and thunder. Discuss precautions that should be taken if a tornado, a hurricane, or a typhoon is expected. Mention places where danger is the greatest during a severe lightning storm. Define flash flooding and how to defend against it.

**5th Week**—Uniform inspection and update. Use this outpost meeting to inspect and update the boys' uniforms. Announce a week in advance that everyone is to wear his Royal Rangers uniform to the next outpost meeting, and explain why. Use your *Royal Rangers Leaders Manual* and *Royal Rangers Uniforms* guide booklet to prepare for the inspection. Assign another leader to bring sewing supplies. Plan by checking your uniform insignia and awards supplies. Be sure to order needed supplies from the Gospel Publishing House well in advance.



# The World of Symbols

By David Craun, assisted by Ammie Craun

One of the stories I first learned as a child was taught in Children's Church by my pastor's wife. It was entitled the *Wordless Book*. The story remains a vivid spiritual truth to me today because of the spiritual symbolism it taught me.

Symbols teach very complicated truths in a manner even young children can comprehend. This is possible because symbols are easily understood by most children.

The Bible is laced with symbols that have taught spiritual truths for thousands of years. The Old Testament tabernacle and furnishings, for example, are all symbolic of the plan of salvation and of the Throne (see Numbers 28:3; Isaiah 53:7). Jesus also used symbolism in His parables. Often the Bible records Jesus' saying, "The kingdom of heaven is like unto . . ." (see Matthew 13:33).

We Christians today also use symbols in our speech borrowed from the Scriptures. Some of these symbolic words, for example, are the "fruits" and "gifts" of the Spirit.

## Craft

You can make the world of spiritual symbols come alive for your Rangers as well. The simple craft described below can be used to teach spiritual truths to your outpost. It is called the salvation bracelet or necklace. This craft can be made by Straight Arrows and will be meaningful even for Trailblazers who are in the Frontiersmen Camping Fellowshipship.

## How to Begin

Decide ahead of time whether you will make bracelets or necklaces. Measure a string to see how much

material you will need for the project. If you use waxed string and small beads, the lacing can be sewn onto moccasins or a leather shirt—for the older FCF'ers.

## Items Needed

Begin the craft by furnishing your Rangers yarn, leather, or waxed string. Age and ability of your boys should determine which lacing is used.


Next, select beads for the craft by size and color. The beads must be large enough to place easily on the

lacing. Place the beads on the lacing. Now tie a knot on both sides of the lacing to keep the beads in place.

The craft each boy makes should have some meaning and importance to him. It will become his personal testimony of what Jesus Christ has done for him. With this in mind, all the bracelets may not have the same amount of beads or the same colors.

Here is a guideline the boys can use when designing their craft:

The first red bead symbolizes the spiritual truth that "all have sinned,





and come short of the glory of God" (Romans 3:23). Therefore, the red bead symbolizes the shed blood of Jesus.

The black bead placed on the lacing represents sin. It is symbolic of spiritual darkness. The third bead is also red. This time the red bead symbolizes the cleansing blood of Jesus, our personal Savior. In short, sin—the black bead—is bound by the atonement of Jesus—the two red beads. The beads symbolize one's

*Symbols teach very complicated truths in a manner even young children can comprehend.*

personal testimony of salvation.

Since the blood of Jesus covers sins, a white bead can be added to the personal salvation bracelet or necklace. This bead represents the purity of our souls as Christ lives in us.

The next bead is blue to represent water baptism. Only those who have been baptized in water can place blue beads onto their bracelets.

Since the color green is symbolic with growth, a green bead can represent spiritual growth. Every believer should grow in Christ (see Ephesians 4:15). The boys who show signs of spiritual growth—reading the Bibles, worshiping God, and fellowshiping with others—can add green beads to their craft.

Finally, the seventh bead that can be used is colored gold or yellow. This bead represents heaven. The Book of Revelation describes heaven as a place where the streets are as pure gold (see verse 21:21). The boys who are looking forward to heaven and living with Christ forever can add gold beads to their bracelets.

Whenever a Ranger wears his salvation bracelet or necklace, he can be reminded what Jesus has done for him. Through the world of symbolism, a simple craft can also be a vibrant testimony of the saving grace of Jesus Christ. Each time one of your boys is asked about his bracelet or necklace, he can witness about the love of Jesus.

- \* **Training boys and leaders**
- \* **Teaching methods of evangelism**
- \* **Promoting spiritual, mental, and physical growth**

## This is the National Royal Rangers Training Center!

Since 1986 the NRRTC has served as a tool to train and to minister to thousands of boys and men from across the United States and abroad.

Become a part of this exciting evangelistic ministry, near Eagle Rock, Mo.:  
**BE A STAKE A CLAIMER!**

- By investing in an acre or more of land at the NRRTC, your Stake a Claim will help provide ongoing training and specialized camping opportunities for boys and men.
- Each \$500 claim will provide funds for the Royal Rangers to develop and maintain one acre of land.
- You may take up to 2 years to pay off your claim. Pledge payments, however, will total \$540 per acre when paid within 1 year or \$600 within 2 years.

**Become a Stake a Claimer.**  
**Your investment will last an eternity!**

### Royal Rangers STAKE A CLAIM Form

I will invest in \_\_\_\_\_ acre(s) of land for the National Royal Rangers Training Center at \$500 an acre. (A claim conveys no legal interest.)

I will pay my pledge of:

- ☐ \$540 per acre within 1 year (12 monthly payments of \$45)  
☐ \$600 per acre within 2 years (24 monthly payments of \$25)


**Amount Enclosed:** \$ \_\_\_\_\_ **Account #** 001-01-035-4001-000

Name \_\_\_\_\_  
Mailing Address \_\_\_\_\_  
City \_\_\_\_\_  
State \_\_\_\_\_ Zip \_\_\_\_\_  
Church to receive World Ministries credit \_\_\_\_\_  
City \_\_\_\_\_ State \_\_\_\_\_

Return This Coupon To:

**ROYAL RANGERS**  
**1445 BOONVILLE AVENUE, SPRINGFIELD, MO 65802-1894**





# The Sunshine Cooker

*By Michael D. Port*

**A**s he bought his family's weekly bag of charcoal, Pastor Jacob Toussaint prayed. He asked God to supply his country of Haiti an alternative cooking fuel. As his thoughts drifted, he reflected on how the price of charcoal had doubled in the last year. He wondered how much longer the wood supply could support the charcoal industry.

The Lord did listen to Jacob. While visiting friends in St. Paul, Minnesota, Jacob overheard a radio interview on a local Christian station. He listened intently as the conversation focused on a cardboard oven energized by sunshine—a "fuel" abundant in Haiti.

Jacob's host contacted Martha Port, the interviewee, and arranged a meeting. When Jacob and Martha met, Martha explained to Jacob how the simply constructed oven could cook a whole meal. It could even pasteurize water. And because it is easily made from cardboard, foil, and glass or polyester film, it is inexpensive to make.

Jacob explained how his nation had just 2 percent of its forests left. Many families in Haiti had to pay as much or more for charcoal as they did for food.

As a result of Jacob's conversation with Martha, she and her husband Mike traveled to Haiti in January 1990. There they found a land rich

in sunshine and warm hearts . . . but very little else. Their task was to work with an association of 50 churches in Saint Marc called the Haitian Neighbor's Service.

Martha and Mike showed 25 men how to construct the Sunshine Cookers. Demonstrations were held in nine villages. The heat boxes were well received. Today, plans are underway to provide many Sunshine Cookers to this area of Haiti. Pastor Jacob's people will enjoy free cooking fuel from the sun while building a relationship with the Son.

Haiti is not alone in its need for cheaper cooking fuel. By the year 2000, estimates reveal, more than 2.4 billion people will not have adequate



cooking fuel. Firewood is scarce. In some nations up to 1,500 pounds of firewood per capita are consumed each year. Fortunate for people such as Pastor Jacob, Barbara Kerr and Sherri Cole perfected the inexpensive solar cooker in 1976. Now needy people around the world can cook inexpensively.

### How the Cooker Works

Sunshine enters the cooker through the sheet of glass and is absorbed by a dark drip tray and a dark cooking pan. With direct sunshine the box readily attains temperatures 180-300 degrees Fahrenheit. Food cooks in the solar cooker, made with cardboard, at 180-190 degrees.

The solar oven is effective for several key reasons. Here is how *The Solar Box Cooker Manual*, published by Solar Box Cookers International, explains it:

"An insulated box within a box holds in heat to cook food in pots. A clear window or cover on top, as large as the inside of the solar oven, lets sunlight in and holds in heat. Shiny inner sides of the box reflect sunlight to dark, covered cooking pots and a dark bottom tray, where light energy becomes heat.

"Unbroken shiny sides also provide a moisture barrier to keep the insulation dry. Dark, covered pots and a dark drip tray turn sunlight into heat. A reflector, held by a prop stick, catches extra sunlight and protects the window when the cooker is not in use."

### What Foods Can Be Cooked

Any food that can be cooked in your oven at home can be cooked in the solar cooker. On the average twice the time is needed to cook with the solar oven. But the beauty of it is that you cannot burn the food.

In Minnesota I have cooked a variety of items—including rice, corn on the cob, bread, cake, soup, vegetables, chicken, and even a pork roast. Cooking is easy and fun. The food tastes great!

### Items Needed for Construction

To make a solar cooker you will need cardboard, glue, a paint brush and a bowl, a knife, glass or thick polyester film, high temperature silicone caulking, aluminum foil, insulation (such as crumpled-up newspaper), a prop stick, a cord, and a thin

metal tray that is painted a dark color. Some cookers are made from plywood instead of cardboard for more durability.

Numerous other substitutes can be used to build a solar cooker. You have three options: make a cooker from scratch with detailed plans, purchase a cooker assembly kit, or buy a cooker already constructed.

cially missionaries. God challenges us repeatedly to help others. This is one way we can respond to the Lord.

If your outpost is looking for more ways to protect the environment and to become involved in a missions project, the solar cooker may be the answer. Build and send solar ovens to the missionaries your church supports. Ask the missionaries to cook

*If your outpost is looking for . . . a missions project, the solar cooker may be the answer.*

The solar cooker will never totally replace other cooking methods. It can, however, reduce dependence on wood, charcoal, and kerosene. As well it can provide free fuel for cooking, help curtail deforestation, improve the environment, help provide potable water, and reduce diseases.

### The Solar Cooker and Missions

By becoming knowledgeable about the cooker, you may be more apt to show the concept to others, espe-

with the solar box. If it works for them, they may be very interested in providing solar cookers to needy nationals.

For more information on how to build the inexpensive Sunshine Cooker, write to: ECHO; 3511 39th Avenue South; Minneapolis, Minnesota 55406. Please include a self-addressed, stamped envelope. Or you may call 612-729-4551.

Together we can take SONshine to the world!



## LAUGHS FOR LEADERS

You can always tell who doesn't have children. They're the ones who think summer went by so fast.

\* \* \*

Did you hear about the retired president of a boomerang company? He made a comeback.

\* \* \*

A little, old lady approached a grocery store clerk and ask if she could buy just half a head of lettuce. "That's never been done before, ma'am. But I'll ask the manager."

The produce clerk went into the manager's office and said, "There's a kooky, old lady out there who wants us to sell her half a head of lettuce." Realizing that the lady had followed him into the office, he quickly responded, "And this lovely lady wants to buy the other half."

\* \* \*

A little boy wrote a letter to his grandmother: "Dear Grandma, I'm very sorry I forgot your birthday last week. It would serve me right if you forgot mine. It's next Tuesday."

Martha J. Beckman  
Granada Hills, California





## The Tale of Rough and Ready

By Bonnie Clement

**T**win calves were born one day. The farmer named them Rough and Ready for the way they behaved. Rough was always wanting to do things his own way. He would not obey his mother. He bullied smaller calves and stole grain from older cows. Many times Rough escaped from the pasture, and the farmer would find him in a neighbor's rose garden or corn patch.

Ready, however, obeyed his mother. He played carefully with younger calves, often protecting them from Rough's bullying. He willingly stayed in the pasture and would be the first to greet the farmer when he came to visit.

In early fall the farmer and his son came to the pasture. "Pick a couple of calves, Son," the farmer said. "Choose good strong ones that will listen to and obey you."

The son watched the playing calves, especially Rough and Ready. What a fine matched team of oxen they could become! "I want those two," the son said.

"The one to the right will make a right fine ox," his father remarked, "but the other will be nothing but trouble. I urge you to choose another."

"But these two are perfectly matched," protested the son. "I want to try making a team out of them."

Reluctantly, the farmer agreed. "You have until winter to make them a team," he said, "but if Rough doesn't work out, he will go to winter pasture with the other cattle and will be sold next fall."

The farmer's son was good and patient. But no matter how hard the farmer's son tried, Rough refused to be trained. Sadly, the son admitted Rough would not work in a team, and he turned him out to pasture with the other cattle.

Rough raced around the pasture. At last he was free and could do whatever he wanted. He gave no thought to the future.

By springtime Ready had been trained to be part of a team. He went

to work, pulling plows to till fields for spring planting and hauling wagons piled high with sweet-smelling hay in the summer.

One fall Sunday Rough and Ready found themselves in adjoining pastures and renewed their acquaintance.

"Well, Ready, how's life treating you?" Rough asked.

"Great!" replied Ready. "I have a good master. He feeds me well and brushes the mud and burrs out of my coat. And I get every Sunday off."

Rough snorted. "I don't have to work. I can do whatever I want."

"Working's not bad," exclaimed Ready. "I get special care and never have to sleep outside in the rain and mud or ice and snow at night."

"But you're not free! You have to do what others tell you and eat when and what they say you can," exclaimed Rough. Rough then bit off a mouthful of grass. "I can eat all I want, and I don't have to work for my grain."

Old Brindle walked up to the young oxen. "You may have what you want now," he said to Rough, "but those of us who willingly submit to the yoke and work for the farmer will live longer than you."

"What are you talking about?" asked Rough.

"You had your chance to become a working ox, but you fought the yoke. The farmer's son had no choice but to let you go your own way. Soon you'll be going to market and . . . " Old Brindle shook his head sadly and walked away.

A few days later Ready watched as Rough and several other cattle were being taken away. "Where are they going?" he asked Old Brindle.

"He is going to the slaughter house with the beef cattle," the wise, old ox replied. "That's what happens to young oxen who will not submit to the yoke of the farmer."

*And Jesus said: "Take my yoke upon you and learn from me, for I am*

*gentle and humble in heart, and you will find rest for your souls. For my yoke is easy and my burden is light" (Matthew 11:29, NIV).*

*Emphasize to the boys that the below devotions have recurring characters and a continuing story line. All Scripture verses cited are from the New International Version.*

By Rev. Lauren W. Orchard

## The Thinking Rock

**M**ike gazed out the window as the plane circled to land in Denver. His home city of Chicago looked much different. The mountains looked so big and beautiful. Although it was already June, some were still snowcovered.

Mike was really excited. Summer vacation would be fun with his cousin Craig, uncle Marv, and aunt Lisa. And he was seeing *real* mountains for the first time.

Once Mike's relatives picked him up at the airport, he couldn't stop talking about his plane ride. As Marv drove west on I-70, Mike asked question after question about the mountains.

Marv chuckled softly when Mike commented about how tall the mountains were. He explained that where they lived these were only the foothills. The big mountains were farther west.

Lisa greeted everyone as they drove into the driveway. The house was nestled among the trees on the side of a mountain.

As Craig helped Mike unpack, Mike noticed he was yawning more than he did when he was tired. Mike wasn't used to the high altitude. Lisa reminded Craig of this when the two boys headed outside to play. "Take it easy," she said. Mike thought she was joking.

The boys walked and ran among



the pine and aspen trees. Mike could smell the fresh air scented with pine. Soon they came to Craig's favorite place—a rock outcropping where they could look over the entire area below.

There they saw the wide prairie beyond and other mountain peaks along the saw-toothed ridge. It was almost like being in an airplane. Mike could see for miles.

Craig explained that this was his "thinking rock." When he had to think about something important or when he was upset, he would come to sit on this rock and gaze at the distant view below. The beauty of the area, the birds singing, the freshness of the air, and the stillness brought a sense of peace and quietness.

Craig said that sometimes even his dad would come to the thinking rock early in the morning. Marv loved to watch the sun creep over the horizon.

Marv even had a favorite Bible verse to explain the thinking rock. "For in the day of trouble he will keep me safe in his dwelling; he will . . . set me high upon a rock" (Psalm 27:5).

As Mike crawled into bed that night, he thought of the Bible verse he had learned a week ago in Royal Rangers: *"I lift up my eyes to the hills—where does my help come from? My help comes from the Lord, the Maker of heaven and earth"* (Psalm 121:1,2). Now the verse had new meaning to Mike since he had seen *real* hills!

## The Earth Is the Lord's

**T**he high mountain peaks glistened with the early morning sun on the snow as the Bronco worked to get over the pass. Mike, Craig, and Marv were on their way to the cabin in a wilderness area of northwest Colorado.

Mike was awed by the high mountains. But he still wasn't comfortable with the winding curves with steep drop-offs just past the shoulder of the road.

Just past Silverthorne they stopped at a hiking trail rendezvous point. It overlooked the Dillon Reservoir and was an awesome site. Eagles flew along the mountain air currents. Puffy, white clouds reflected themselves in the crystal clear lake. Two wrens sang, accented by the bark of mountain blue jays.

All three guys made sure their hiking shoes were tied firmly, checked their day packs, and started on the 3-mile trail. As they hiked Mike began to think they were the only humans to have ever seen this area. No one else was around. No noise. It sure was different from Chicago!

Suddenly, Marv stopped. He was visibly upset because he had found garbage on the trail. Some group had left aluminum cans, plastic bags, hamburger cartons, and candy wrappers all around. What a mess! *Why would anyone leave his trash and mess up a beautiful place like this?*

Marv began to explain: "Some people only care about themselves and don't care about others using the same area. Some feel they have the right to do whatever they want, not realizing the damage done to nature. Others simply don't respect God, and so they treat His creation poorly."

Marv continued: "Just as we respect the church as God's house, we must realize with King David, 'The earth is the Lord's, and everything in it, the world, and all who live in it'" (Psalm 24:1).

Marv opened his pack and took out two large garbage bags. Together the three of them cleaned the trail area.

As he picked up the pieces of trash, Mike wondered what the world would be like if everyone treated it with respect. *Wow, he thought, just think what would happen in the city!*

## Look to the Heavens

**A**s the Bronco bounced over the dirt trail, Mike wasn't sure where he was. Over an hour had passed since

he and the others had left the main road.

Marv and Craig kept telling hunting and fishing stories. They spotted 10 deer, several eagles, and 3 cow elk. Mike couldn't wait to start exploring.

Finally, the Bronco bounced over a ridge and arrived at a cabin. Mike thrilled at the thought of staying there.

Mike and Craig raced to the cabin. Mike had never stayed in a place like this. It had no running water, no electricity. A wood stove served as the sole source for heat, and a path in back led to an outhouse.

The next morning Craig and Mike went hiking. They followed game trails and climbed ridges. As they topped one ridge, Craig pulled Mike to the ground and pointed. Down below was a beaver pond with a large bull elk standing in the water.

The new year's velvet still hung in patches on his six-point rack. Mike's eyes widened. The elk was huge! The boys watched him till he disappeared into the forest.

That night the three guys roasted hot dogs outside. Craig and Mike kept talking about the "giant" elk they had seen.

Craig had shown Mike the rub marks on the trees where the elk rubbed the velvet off their antlers. Some of the rubs were over 6 feet up the tree.

As the fire died down, Marv pointed out the brilliant stars overhead. Clearly visible were Ursa Major, Ursa Minor, Orion's belt, the Pleiades, and more.

From out of the west streaked a meteor, trailing a long tail as it fell toward the ground. God's creation displayed itself in awesome splendor. Marv picked up his Bible and read it by the fire light:

"The heavens declare the glory of God; the skies proclaim the work of his hands" (Psalm 19:1). Marv turned the pages and read again: "Lift your eyes and look to the heavens: Who created all these? He who brings out the starry host one by one, and calls them each by name" (Isaiah 40:26).


Marv looked at the boys and said, "If God created all the beauty you saw today and calls each of these stars by name, don't you think He knows our names and cares for us as well?"

Mike took a deep breath. He needed someone to care for him—especially when he would go home to Chicago.



# **"Extra! Extra! Read All About It! ROYAL RANGERS AVIATION GROUND SCHOOL Is About To Begin!"**

*July 22-27, 1991, Eagle Rock, Missouri*



**For: Boys 16 and older, and leaders**

**Cost: \$200**

If you're aspiring to fly the blue skies above, begin by applying for the Royal Rangers Aviation Ground School. You can learn basics such as flight regulations and the principles of flight and weather. And you can receive the knowledge needed to help you qualify for aviation school.

So what are you waiting for? Contact the national Royal Rangers Office today for your application.

***Deadline for applications is July 1!***

**CONTACT:  
ROYAL RANGERS  
1445 Boonville Avenue  
Springfield, Missouri 65802-1894  
(417) 862-2781**



# Facts About South Africa

*Official name:* Republic of South Africa

*Area:* 472,359 sq. mi., about twice the size of Texas

*Population:* 39,550,000

*Capitals:* Cape Town (legislative), Pretoria (administrative)

*Official languages:* Afrikaans, English, Bantu languages

*Main ethnic groups:* black (73%), white (18%), coloured (3%), Asian (3%)

*Major religions:* Christian, Hindu, Muslim

*Leading industries:* Steel, tires, motors, textiles, plastics

*Number of A/G missionaries to South Africa:* 48

## Geography

South Africa is located on the southern-most tip of Africa's continent. It is bordered by Namibia, Botswana, Zimbabwe, and Mozambique.

## History

South Africa was first inhabited by tribes called Bushmen and Hottentots. In 1910 a self-governing nation within the British Empire was formed. And in 1961 South Africa became a republic.


## Life in South Africa

The majority of whites reside in urban areas. The coloureds pattern their life-style after the whites. Most Asians in that nation are Hindus who retain many traditional customs of their religion.

## Religion

Most Afrikaners belong to the Dutch Reformed or to one of its sister churches. English-speaking whites and coloureds largely belong to Anglican, Congregational, Methodist, or Roman Catholic churches.

Most Asians are Hindus or Muslims. About 30 percent of the blacks belong to some Christian church. Most of the others follow animistic customs. (Animists believe in spirit worship and that the spirits dwell in objects.)



that are used in Sunday school lessons. These lessons for preteens include pictures and Bible stories. The activities sheets the students take home reinforce the lessons they learn in Sunday school.

What's exciting is that the African children take home their Sunday school lessons and share them with their families. As a result the children often bring family members with them to church. Entire families get to hear the wonderful news of Jesus.

My wife Kathy and daughter Kristen also have a ministry to African children. Using puppet characters, the two share stories and songs about the Lord. What's interesting is that as many grown-ups crowd in to see the act as children.

## Bridging the Gap

South Africa has many races of people. But only recently has one race of South Africans tried to understand and to learn about another.

The government here is working hard to assure that people from different tribes learn to understand one another. It wants a nation where everyone can work, live, and play together.

My family and I are also trying to share a similar message: that God loves each South African equally. He wants them to live in peace and harmony in Christ Jesus. Please pray for the children of Africa. Pray that those who hear about Jesus will come to know and love Him as their personal Savior.





# Major bummer!

An ongoing series about Jonathan B. Flounder

By Rev. Robb Hawks, national program coordinator

Jonathan lay flat on his back in the long jump pit. The deafening laughter from the roaring crowd reminded him too well of the blunder he had just made.

Jonathan closed his eyes and wished he could just wake up from a bad dream. The laughter slowly stopped as the crowd's attention diverted to another track event.

"Hey, you gonna sleep all day?" came a bellowing voice.

Jonathan slowly opened his eyes. Directly in front of him was a strange, upside-down face, staring at him with a silly grin on it.

Jonathan blinked twice, but the face didn't disappear. He slowly sat up and saw the face of another team-

mate.

Since Jonathan had just joined the track team, he knew few of his teammates. And this stranger wasn't one of them.

"You okay?"

"Yeah, I'm okay, I guess," replied Jonathan, embarrassed as he was. "I slipped and . . . Well, you know."

"Yeah, I know. I saw it all happen. Bummer, huh?"

"Yeah, major bummer, dude," agreed Jonathan.

"I'm Shelton," said the teammate as he reached down to offer Jonathan a hand. "I throw the shot put."

"Shot put, huh. I'm Jonathan, running long jumper," he said as he grabbed Shelton's hand and pulled

up his sand-covered body.

"Yeah, I noticed," Shelton responded as Jonathan began to brush off himself. As the two started the long walk back to the locker room, Jonathan began to get over his embarrassment. But then a couple of upperclassmen walked by.

"Yo! Do you see what I see?" joked one. "It can't be. I thought they were extinct. Yeah, it must be. It's a dodo bird—a big, flightless bird!"

"Thanks a lot for losing the meet for us, Dodo," the other jeered.

Jonathan turned bright red as he walked past the two hecklers. "Bummer. Bummer. Intergalactic, megabummer!" Jonathan mumbled under his breath as he walked into the locker room.

"Hey, Jonathan," Shelton spoke up. "Listen, man. You need to get away and take a break from all this."

"Yo, get back, Shelton," Jonathan said as he stopped and glared at him. "I'm not takin' no trip on no drugs, man. That junk got me into all this trouble to begin with."

"Get real!" replied Shelton. "I don't mean that kind of trip. I'm talking about a camping trip. You know: the great outdoors!"

"Listen," Shelton continued, "I'm the patrol guide for my Royal Rangers outpost, and we're having a camp-out Friday night. Why don't you come with us?"

"I don't know," stalled Jonathan. "I'll have to think about it."

Friday came, and Jonathan found himself holding a bag as he walked down a narrow trail. *What am I doing here?* Jonathan wondered to himself as he swatted at the bugs buzzing









# Clean Up Your Act

By Timothy J. Trower, an outpost senior commander

**T**rash keeps piling up in the United States. Our nation produces more trash than any other country in the world—

3½ pounds of garbage per person a day. And most of this rubbish (trash) goes right to our overflowing dumps.

Many landfills are almost full, and new ones are expensive to begin and to maintain. Worse yet is that trash dump sites are hard to find—after all, who wants a smelly garbage dump next to the house?

But there's a solution to much of our garbage problems; it's called recycling and cleaning up. This is how you and your Royal Rangers outpost can help.

Experts estimate that 80 percent of all trash thrown away is reusable. So your outpost, for example, could collect aluminum cans for recycling.

Collecting aluminum cans is also a good way to raise money for patrol outings and supplies. For every 30 aluminum cans—which weigh about 1 pound—you collect, you can earn about 40-50 cents. (Prices will vary in each state.)

Your outpost can also collect re-

cyclable (reusable) materials like glass, plastic, and newspaper. Glass bottles can be crushed and melted and made into new containers. Items made from plastic can be shredded and remade into such things as construction products and ice scrapers. Paper can be recycled into many different forms like new paper and insulation.

Remember, every time something is recycled and reused, less waste is thrown away. Also, the natural resources God has given us can and should be conserved.

But conservation efforts don't have to stop with recycling. Your outpost can become involved in cleaning up our nation through the Adopt a High-

way or Adopt a Street program.

Many states and cities now sponsor this cleanup plan. The program works like this: A group "adopts" a stretch of road about ½ mile long.

Four times a year or so the group picks up the trash along that adopted route. Garbage is bagged for disposal, and the bottles and cans collected are saved for recycling.


Ask your commander how your outpost can adopt a road. You can spend part of a Saturday helping keep America clean. And for doing so the name of your outpost will be posted on the stretch of road it has adopted.

Your patrol or outpost can also adopt a vacant lot for cleanup. Make it look like a park instead of a junkyard by picking up trash and rocks. You can even trim its weeds and plant trees, shrubs, and flowers.

A project your patrol or outpost can really enjoy is cleaning up a river or stream. The group could spend a day canoeing along a waterway, picking up trash left behind by careless floaters.

However your patrol or outpost chooses to help protect our earth, you can be sure that your service project will make a difference. Also, you can learn to appreciate the wonders of God's world.

Let's all work together to clean up our act!



## How Long Does Litter Last?

Item	Years
Glass bottles .....	1,000,000
Plastic coated paper .....	5
Plastic bottles .....	Indefinitely
Plastic bags .....	10-20
Plastic film containers .....	20-30
Aluminum cans .....	80-100
Orange/banana peels .....	2
Leather .....	50
Wool socks .....	1-5
Nylon fabric .....	30-40



# Our Ever-Changing Planet

By Dr. Stephenie Slahor

**P**lanet Earth is one of the nine known planets revolving around a medium-sized star we call the sun. It's located in the Milky Way Galaxy.

Our Creator gave our planet a nearly perfect circular orbit around the sun. This keeps the earth's atmosphere from reaching extremely hot or cold temperatures.

The atmosphere of our earth is rich in oxygen and water vapor. About three-fourths of the earth's surface—which is about 7,926 miles in diameter—is water. The oceans of our world are in constant motion with currents and waves.

## **Earth's Dynamic Force**

The waves of these oceans slowly carve away at the shorelines. Within time the constant beating of waves will break down even large rocks into pebbles and sand.

Powerful forces are also at work inside the earth that shape our world: volcanos and earthquakes. The enormous energy generated by volcanos, for example, can form new hills and even mountains.

## **The Volcano**

Beneath the earth's surface is a layer of very hot rock called the "mantle." The mantle is squeezed by the pressure placed on it by the rocks above it. Below the mantle is another layer of earth called the "outer core." Its content—called "magma" and consisting of molten (entirely liquid) rock material—is made mostly of iron and nickel. Scientists believe the inner core is solid and probably made of iron and nickel as well.

A volcano occurs when a weakening in the earth's crust causes a split or separation. This detachment allows the magma and hot gases to force through the surface of the earth. The liquid that flows out of the volcano is called "lava."

## **The Earthquake**

An earthquake is another dramatic force that shapes and changes the earth. It usually occurs where there

are large cracks—known as "faults"—in an area. Some faults can be thousands of miles long!

Broad sections of the earth called "plates" meet each other unevenly, causing faults. An earthquake results when the earth's plates shift, making a fault suddenly jerk up, down, or sideways.

## **Erosion**

More than violent motions within the earth cause our planet to take new form. One fashion is so subtle it goes undetected until after years of its ceaseless abrasion. This altering force is known as erosion. Rivers, for example, carve their ways through the earth, carrying its soil and sand miles away.

A classic example of the effects of erosion can be seen in Arizona—the Grand Canyon. The Colorado River

slowly carved through the soft sedimentary rock, thus forming an enormous canyon.

But did you know that rivers flow below the earth's surface as well? These rivers carve their ways through rock to form caves. Water dissolves the calcium carbonate in limestone. Over many hundreds of years, the constant dripping and splashing of water forms calcium carbonate deposits. These deposits, which resemble icicles, are called "stalactites" (which hang from the ceiling of a cave) and "stalagmites" (which attach to the floor of a cave).

The earth is made of many more wonders that God has made—many man has discovered and many man has yet to learn of. Take time to discover the earth around you. It is God's gift to us . . . and one we must care for.



# Pentecost Puzzle

By Helen Friesen

Fill in most of this puzzle by turning to Acts 2. Use the New International Version.

"When the day of Pentecost came, \_\_\_\_\_ were all together . . ." (verse 1).

"In the last \_\_\_\_\_, God says . . ." (verse 17).

Third word in the Bible.

"When the day of \_\_\_\_\_ came . . ." (verse 1).

Last place mentioned in verse 10.

"Save yourself \_\_\_\_\_ this corrupt generation" (verse 40).

"David died and was buried, and his \_\_\_\_\_ is here . . ." (verse 29).

What a soloist does in church.


"I will show \_\_\_\_\_ in the heaven above . . ." (verse 19).

"I will \_\_\_\_\_ out my Spirit on all people" (verse 17).

"All of \_\_\_\_\_ were filled with the Holy Spirit . . ." (verse 4).



# The Nature Hunt



By Steve Copeland, a Royal Rangers commander

**H**ave you ever been on an exploration? The word might sound long, but it simply means to go on a search for something. You can go exploring right in your backyard, your neighborhood, or in the woods.

All you need for your search is a nice day, a notebook, some tape, and a pencil. The object is to gather various kinds of plants, tape them to sheets of paper, and write beside them what types of plants they are. It's fun. Try it!

Did you know that different types of grass grow in your backyard? Look

and see if you have orchard grass, fescue, or Kentucky bluegrass. While you're looking you might find white clover—which has three leaves and a white blossom—or red clover. Also, you may discover the weeds many people find a nuisance: crab grass, plantain, and dandelions. Believe it or not parts of crab grass and the dandelion can be eaten.

Parts of the dandelion, for example, can be used in a salad or to make a coffee substitute. I like the blossom dipped in pancake batter and deep fried. If you find a dandelion in your back yard, you'll notice it has a long,

narrow, lobed leaf and a bright, yellow flower.

Plantain comes in a variety of types—two that are most common. One has a narrow, long leaf. The other has a more round, wider leaf. The narrow leaf has a white flower cluster, while the other sends up green flower spikes. Leaves of the plantain can be used in a salad.

Though many plants and weeds are edible, do not attempt to eat them unless you first ask an adult. You could accidentally gather and eat something poisonous.

If you live near a pond or marsh, you might discover a cattail. This edible plant has long, thin, parallel-veined leaves. Its green, bloomed spikes turn brown about midsummer.

Often growing along the streams, wet woods, or marsh areas is the willow. Its leaves are narrow and toothed. And it has a pointed tip and a round or pointed base. The willow's green twigs turn a reddish brown. The inner bark contains a healthy food that can be used for emergency survival.


The willow's flowering tree buds contain high levels of vitamin C—10 times that of an orange. The young willow leaves can be used in salads. A person can even remedy a headache or other mild pains by chewing on a willow twig.

A bit of caution should be considered while you are on your adventure hunt. Always be on the lookout for vines that climb the fence or grow on trees.

If you see a vine with leaves three in a group, beware; it's poison ivy. Poison oak has the same leaf pattern and is often mistaken for poison ivy. Here's how you can tell one from the other: ivy climbs and oak stands alone.

Since you shouldn't gather the poison ivy and oak vines for your plant collection, you can draw pictures of them. Also label the drawings by name.

If after your hunt you are unsure of the names of some plants, ask your commander. He can help you find them in an encyclopedia.

Have fun on your outdoor adventure. And enjoy God's gift to us: the out-of-doors. 

For further information on nature, contact your state conservation department.



## COMEDY CORNER



Two old lions met at a water hole one evening. "I'm starving," said one to the other. "I've been hunting all day and haven't caught a thing."

"That's how it is when you're old," responded the other lion. "All work and no prey!"

\* \* \*

"Knock, knock." No answer. "Knock, knock, knock." Still no answer. "Knock, knock, knock, knock." "Who's there?"

"Armageddon."

"Armageddon who?"

"Armageddon tired of knocking!"

\* \* \*

"How would you like your eggs this morning?" asked the farmer's wife.

"Sold!" exclaimed the farmer. "Every single one of them."

Dominic Procopio  
Weymouth, Massachusetts

"I went to the ear doctor, and he cured my hearing problem," said one boy to another.

"It's a miracle!" responded the friend. "What did he do?"

"He removed my Walkman."

Jacqueline Schiff  
Moline, Illinois

A Los Angeles businessman received a phone call from a New Yorker who had the wrong number. After he had hung up, the phone rang again. The New Yorker had again called the wrong number. For a third time the phone rang.


When the businessman picked up the phone and answered, the New Yorker exclaimed, "Don't pick up the phone! Do you realize what this is costing me?"

\* \* \*


A real estate agent showing a man around the house said, "Now here we have a house just made for you—without a flaw."

"Really," responded the Southerner. "Then what do y'all walk on?"

Martha Beckman  
Granada Hills, California



"I think it's time we had a long talk with our parents."



"OH, YES, YOU'RE THE PERSON THAT CALLED ABOUT THE PET SNAKE!"






**NEW  
FOR  
1991**

# THE ROYAL RANGERS SPECIALTY CATALOG

Request a Free Catalog from Your Commander Today!


**The Number One  
Lightweight Hiker  
in America**



## ONE QUART ALUMINUM

**CANTEEN.** Take this heavy gauge aluminum canteen along on trail hikes, boat rides, and all your outings. Attached plastic screw-on cap. **08YC1048 \$4.50**

**CANTEEN COVER.** Slip this felt-lined cotton canvas cover over your canteen for added insulation. Complete with web belt holder. Olive green. **08YC1050 \$2.95**



## LENSETIC COMPASS.

A compass designed for the adventurous explorer! Features luminous direction digits and needles. 2 x 2 3/4" when closed. **08YC1051 \$6.25**

**HI-TEC HIKERS.** Whether you're an experienced hiker or a beginner, you can now wear the boots that expert outdoorsmen wear. Pull on your **Hi-Tec Hikers** when you're hiking up a mountain, over a sand dune, or across the city! These durable boots are made rough and tough to take years of wear. And they're easy to clean! Features include • Mocha brown color • Suede leather uppers • Removable insoles • Suede leather over-toe patch • Padded ankle collar • Bellows tongue. *Please state specific size when ordering.*

### Boys Sizes

Half sizes from 4 to 6.  
Full sizes from 10 to 3.  
**08YC1047 \$29.95**

### Adult Sizes

Half sizes from 6 1/2 to 12.  
Full sizes from 13 to 15.  
**08YC1046 \$38.95**

## SLEEPING BAG.

End your day of outdoor adventure with a good night's rest. This bag is roomy enough for adults or boys. Tailored of navy blue nylon taffeta on the outside with light blue brushed tricot inside. Comfort rated for 45-65 degrees Fahrenheit.  
3 lbs. 33 x 75"

**08YC1040 \$25.95**



## GOSPEL PUBLISHING HOUSE

1445 Boonville Avenue  
Springfield, MO 65802-1894

Call Toll Free **1-800-641-4310** (\$5 Minimum)

Prices are subject to change without notice. Add postage and handling: Less than \$10.00, add 15%; \$10.00-\$49.99, 10%; \$50.00-\$99.99, 8%; \$100.00 or more, 7%. Add state sales tax if applicable: MO, 5.975%; CA, 6%. Please include signature, number and expiration date when ordering with MasterCard or VISA.



## Treat Yourself to a Summer Adventure

You'll hike. You'll canoe. You'll swim, spelunk, rappel and enjoy all sorts of other exciting activities at the **Eagle Rock Adventure**, July 14-20. Open to boys ages 12-17, this 7-day wilderness camp will be held at the National Royal Rangers Training Center in Eagle Rock, Missouri. Learn more about this fantastic outdoor camp!

**Write to:** Royal Rangers Eagle Rock Adventure  
1445 Boonville Avenue  
Springfield, Missouri 65802-1894.



Write to GPH today for your free Royal Rangers Specialty catalog 75-2074.