

Winter 1991-92


LEADERS EDITION

# High Adventure

A ROYAL RANGERS MAGAZINE FOR BOYS







Page 4



Page 8



Page 10



Page 14

# HIGH ADVENTURE

WINTER 1991-92

Overcomer

3

What Royal Rangers Means to Me

5

Commander & Bag

6

Hiking the Missions Trail

8

'91 Ranger of the Year Winners

12

Stranded!

14

#### HIGH ADVENTURE STAFF

Ken Hunt, Director of Publications; Marshall Bruner, Editor; Donna Jester, Editorial Assistant; Larry Bangle, Art Director; Ron Day, Layout

#### NATIONAL COMMITTEE:

Terry Raburn, Ken Riemenschneider, Ken Hunt, Paul Stanek

**HIGH ADVENTURE**—Volume 21, Number 3 ISSN (0190-3802) published quarterly by Royal Rangers, 1445 Boonville Avenue, Springfield, MO. 65802-1894. Subscription rates: single subscription \$1.75 a year; bundle (minimum of five subscriptions, all mailed to one address) \$1.50 a year. Copyrighted 1991 General Council of the Assemblies of God, Inc. Gospel Publishing House. Printed in USA second-class postage paid at Springfield Mo., and at additional offices. POSTMASTER: Send address changes to *High Adventure*, 1445 Boonville, Springfield, MO 65802-1894.

MEMBER  EVANGELICAL PRESS ASSOCIATION





# Overcomer



Photo by Chicago Bears

*Adapted by permission from Second String Champion, copyright 1990 by Brian Cabral with Stephen Parolini. Used by permission from Group Books; Box 481; Loveland, CO 80539. Published by Group Publishing; Box 481; Loveland, CO 80539.*

*By Rev. Chuck Goldberg*

Excitement filled the air, and the crowd watched their every move as the Chicago Bears football team was in action. The Bears defense was about to split when an offensive fullback received the handoff.

One Bears' linebacker, though, avoided a blocker, dove, and tripped the fullback. But before the runner could go down, Mike Singletary came along next and made a crushing hit—one for the highlight films. The fans loved it; the coaches and press were delighted.

After the game the linebacker thought he might get the game ball for having played a great game. After all, he had made many great tackles of his own. But his heart sank when the game ball was awarded to Mike Singletary, mainly because of "the hit."

*Please turn to page 4*



When you mention the Chicago Bears, who do you think of? Singletary, sure. Neal Anderson, of course. But what about Brian Cabral?

Perhaps you've never heard of Cabral. But he's the linebacker who saw Singletary get all the attention for the tackle that day while he was noted as only getting the "assist."

---

***"... It's important  
to stand up for  
your beliefs."***

---

It was a painful lesson Cabral would have to learn: He would always be second best—always a backup, never a starter. It was also Cabral's biggest disappointment of the many in his career.

Indeed Cabral had already faced a series of setbacks in his career. Years earlier Cabral's lifetime dream of playing for Notre Dame had been crushed. He wanted to play for the team like his dad but wound up at the University of Colorado instead. There he became an award-winning linebacker his second year.

When drafted by the Atlanta Falcons, Cabral accepted Christ after hearing two athletes give their testimonies. In his second preseason game he wowed both coaches and fans with many sacks and tackles against Terry Bradshaw's Pittsburgh Steelers. But a knee injury knocked him out for the whole season, and the Falcons cut him the following year.

Cabral then took a landscaping job and hoped for another shot at the NFL. Finally, someone called; it was the Falcons! They needed someone to fill in for an injured player for the final three games. So Cabral became a special teams player—defending kickoffs, punts, and field goals.

The next year he got injured again



**BRIAN CABRAL**

and was traded to Baltimore. But the team cut him. Denver gave him a tryout, but they weren't interested either. Green Bay offered Cabral a tryout too, and there he successfully finished the season. But he was cut the following year.

Cabral had decided to leave pro football if he got cut again, so he returned to Colorado, ready to get on with his life. But a call from the Chicago Bears awaited him. They needed a fill-in player for a few weeks. When Cabral got the chance to stay on longer, he studied the Bears defense as hard as he could, hoping he would get a chance to start.

When Cabral finally got his first start with the Bears, he made the most of it, impressing everyone. But then came Singletary's hit that day. Cabral was disappointed his great game got overshadowed by "the hit." He realized, though, the Lord helped him

learn an important lesson:

"As I struggled with the idea of being second best, I changed my goal from being the 'best' to being the 'best I could be.' Instead of seeking great accomplishments that would lift me up, I simply sought to do the best I could. . . . I already was a success in God's eyes. I pressed on."

Cabral not only became established on special teams, but he became the team's spiritual leader by starting a Christian fellowship group.

"I didn't try to hide my Christianity," Cabral said. ". . . Whether you play football, go to school or work in a clothing store, it's important to stand up for your beliefs. If your faith breaks down every time someone asks you to do something that goes against your beliefs, what kind of witness is that?"

"Know what you believe. Stand strong in your faith. . . . When you



stand tall for your beliefs, people will respect you. They may not agree with you, but they'll respect you."

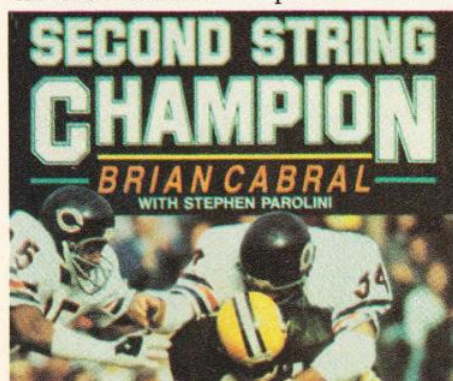
In the first Bears' game in 1985, Cabral injured his knee. He had to sit out the season and watch his teammates go 15 wins to 1 loss. But he was back for the Super Bowl and was awarded the "Unsung Hero" award for his performance.

"It was a fitting title for my season," he said. "It was a fitting title for my career. I'd overcome many obstacles in my career—physically, mentally, emotionally and spiritually—to get to the Super Bowl. I'd been knocked down many times, but the Lord continued to help me get back up. I learned it's okay to get knocked down. But it's not okay to stay down."

Cabral got "knocked down" again in training camp the following year, this time dislocating his shoulder. Though most linebackers don't come back from such an injury, Cabral did. But when he reinjured it, he realized he had to follow coach Mike Ditka's advice and "hang it up." So at age 31, after 9 years with the Bears, Cabral said good-bye to the game he had known since fifth grade.

"My . . . career was littered with setbacks," he reflected. "I was traded, released, injured and benched. Just as I thought I was going to 'make it,' I'd hit a roadblock.

"You're probably going to run into a few roadblocks as you live out your faith. . . . But when you learn to see those roadblocks from God's perspective, you'll always win. . . . Sure, it may hurt if you don't make the swim team or don't get the lead in the fall play. But our worth isn't measured by what we accomplish; it's measured by who we are as God's children and how we persevere. . . ."



Second String Champion can be obtained through Group Books by calling 1-800-747-6060.

# What Royal Rangers Means to Me

By Jonathan Cavazos,  
Gold Medalist

**F**ew people are aware that my father isn't my biological parent. My real father in flesh and blood is one of those people you hear about in the news. He was a con artist, an extortionist, and, to my dismay, a child molester.

The first 4 years of my life were spent being abused and terrorized by my real father. This left me both physically and emotionally handicapped. As a result I was left with a terrible fear of men.


When I realized all fathers didn't treat their little boys the way I had been treated, I wanted a "real" dad so bad. But later I did get a "real" dad—Robert Cavazos.

That's what Royal Rangers is to me. It's fathering the fatherless. Rangers has helped bring dreams come true. Through the Rangers ministry my dad and I have done the things I always wanted to.

Royal Rangers has helped me lose my fear of men. Rangers has also given me the courage to overcome the physical handicaps that resulted from being abused.

Royal Rangers has taught me to set goals and to work toward those goals. Also, I've learned to look outside of myself. Now I have a goal and a burden to reach the lost. I've discovered God's call to be a missionary, and Royal Rangers has given me the tools to be one.

Photo by Robert Cavazos



*From Robert Jimenez, special public relations coordinator and pageant coordinator for the Southwest region:*

Jonathan has shown outstanding character, moral fortitude, and leadership qualities in his recent accomplishment of attaining the Gold Medal of Achievement. He began his pursuit of this goal at age 5.

For 3 years in a row, Jonathan has earned the Outpost Ranger of the Year and Leader's Service awards. Jonathan has also attained the following FCF Christian Service advancements: Company Trapper, Bourgeois, and Free Trapper.

The summer of 1991 Jonathan spent 5 days at an orphanage in Mexico laying concrete slabs, building picnic tables, and doing other construction projects. When not working on the construction projects, Jonathan helped feed the poor and helped children with art and craft projects.



Every summer Jonathan donates his time to be a camp counselor. He also counsels youths who have been victims of child molestation and abuse.

All the above accomplishments and more were achieved despite his physical handicaps, which resulted from being physically abused as a preschooler. Jonathan's ultimate objective is not only to be a missionary, but to spread God's Word through the Royal Rangers ministry.



# COMMANDER & BAG

STORY BY ROBB HAWKS  
ART BY ANDY DAVENPORT



You can be a hero just like the commander. Remember: "I can do all things





through Christ [who] strengtheneth me (Philippians 4:13).





# HIKING The MISSIONS TRAIL

By Kevin Babin, Deaf Culture Ministries, Division of Home Missions

**T**here are many ministries that include deaf children among the Assemblies of God. But this deaf camp was the only one Johnny (not his real name) knew about. Johnny had been told about the Assemblies of God Deaf Camp several times. He had seen the children at school every fall, just after camp time.

Johnny knew something was different about the children who had gone to that camp. Year after year they seemed to return to school with such joy.


*Maybe next year I'll go to deaf camp too, Johnny thought. Then I'll find out what gives my friends so much joy and what makes that camp so special?*

Johnny, like many other children, didn't have the opportunity to attend church regularly. His parents didn't go to church, so Johnny didn't either. He didn't realize going to church was important. He didn't know about the Bible stories, though his family did have a Bible. And he didn't know Jesus.

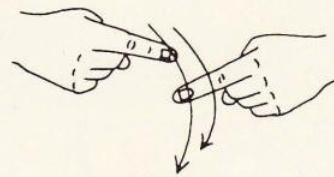
Johnny had asked many questions about life but found it hard to get answers. He wished his family could communicate with him . . . but they couldn't. Johnny was deaf, and they didn't know his deaf language.

Sometimes Johnny would arrive home excited and try to express what he had experienced that day. This only led to frustration because no one could understand his language and experiences in life.

The deaf world is much different from the hearing world. Johnny spoke with his hands. He listened with his eyes. That's how he would express himself.



## Johnny



## To

At times Johnny's eyes would become tired because he had to watch sign language all day. Just think what an eye strain that would be!

Well, Johnny's dream finally came true. He got the chance to attend deaf camp at last. The week was packed with activities, games, sports, Bible lessons, sermons, swimming, and fellowship.

But the highlight of camp was the evening services and altar calls. Night after night young deaf people would

go to the altar and pray. They asked God to forgive their sins, to help them, to accept Jesus into their hearts, to baptize them in the Holy Spirit, and to love them as only He could.

During one evening at the altar, tears fell to the floor below Johnny. It was as if someone had turned on a faucet. Johnny was leaning forward and sitting with his head placed in his hands. The counselor tapped Johnny on his shoulder to get his attention.



# High Adventure

WINTER 1991-92

# Leader

**2** Team Effort

**4** News

**6** Your Outpost  
Planning Guide

**11** Crafts for Boys

**12** Skating Safety Tips

**14** Devotions for Boys

## One-on-One

**T**ake a look at the news and news headlines I just read: "The Dow Jones industrial average tumbles . . . as investors lose confidence . . ."; "YUGOSLAVIA TURMOIL"; "Report: 150 die in Haiti, Ousted leader fears 'bloodbath'"; "Ten million women, ages 15-65, have been married two or more times. Two million women in this same age bracket have been married three or more times"; "There are more than 3,000 teenagers who start smoking every day"; "The combination of drinking and driving is the leading cause of death among teenagers."

Indeed the catastrophic news we read in today's newspapers are clearly indicating that the world—in the metaphoric sense—is hurling out of control. To add to these chaotic conditions is the lack of social and moral values that plague our young people. Many across the world think nothing of hearing the curse words that pour out of their TV sets and seeing the magazines in the marketplaces that bear scantily dressed women.

Surely we are beginning to see the last days as described in the Bible!

So here we are—smack-dab in the middle of it all—reading articles in the *High Adventure* magazine on "survival." Many of us will use these articles to teach our Rangers the principles of spiritual, mental, social, and physical survival.

But let us not fall short and teach our boys only how to "survive." Let's instill in the heartbeat of our Rangers—and ourselves—that regardless of the conditions of the world, we are more than survivors, but *victors* through Jesus Christ.

We Christians sometimes forget about the supernatural power provided to us as Spirit-filled sons of God: "In all . . . things we are more than conquerors through him that loved us" (Romans 8:37). Let's embed into our minds and into the hearts of our Rangers this reality and this gift so we will be conquerors through Jesus Christ.

Lord help us during this great day of opportunity to reach the world's children for You!

*Marshall F. Bruner*  
High Adventure Editor



# Team Effort

---

...  
*all church*

*ministries would*

*benefit if the*


*leaders of those*

*ministries would*

*assist each other*

...

---



*By National Commander Ken Hunt*

It had been 2 years since Bill, a graduate of the *Leadership Training Course*, had become spiritually turned on at the National Training Camp in Eagle Rock, Missouri. The fire that burned inside Bill spurred his outpost to tremendous growth—a revival! Boy's lives were being changed. Bill knew undoubtedly that God had called him into the Royal Rangers ministry. His life consisted of eating, sleeping, and dreaming Royal Rangers.

One day the youth pastor asked Bill to lend a hand on Thursday nights. Bill turned him down. Then the Sunday school superintendent expressed to Bill the need for a substitute teacher. Too busy, Bill told him.

As senior commander Bill wanted to spend those hours scheming ways to improve his outpost. You see, Bill was so absorbed in his role as a Royal Rangers leader, he couldn't "see" the other ministries in his church. Sound familiar?

What some leaders fail to realize is the role of leadership must reach beyond the boundaries marked "Royal Rangers." Because Royal Rangers leaders must both *show* and *tell* what being a Christian is all about, we each must literally "practice what we preach."

In short, if you want your Rangers to participate in other church ministries, such as missions or Sunday school, you yourself need to set the example by being involved in those ministries. Our boys are watching us, and our actions *will* speak louder than words.

The fact is that all church ministries would benefit if the leaders of those ministries would assist each other and coordinate their efforts. And perhaps we, the leaders of Royal Rangers, must take the first step!

First, we must assume the role of servanthood. Approach the youth leader in your church and express an eagerness to assist him in his weekly



services. Perhaps simply being a youth sponsor may be enough.

Or maybe you could serve as a substitute Sunday school teacher. Your willingness to help the Sunday school superintendent of your church may create a desire on his part to be a Royal Rangers leader himself.

"The main thing Royal Rangers leaders need to realize is that Royal Rangers is only one aspect of our lives," states Rev. Mark Gentry, vice president of our National Council. "We should be the Sunday school teachers, the youth leaders, the missions coordinators—and being the best we can in those positions. It all boils down to one thing: A Royal Rangers leader is an exemplary Christian."

Secondly, we should involve ourselves in other Men's Ministries functions. By attending a Light-for-the-Lost banquet in your district, for example, you could become aware of that ministry and how it can relate to Royal Rangers. Likewise, if a LFTL member attends a Pow Wow or another Royal Rangers function, he may look for opportunities to support our ministry.

Note the comments from Rev. Robert Sites, Arizona District superintendent: "There are many Royal Rangers leaders who have never attended a Light-for-the-Lost banquet. They should attend if for no other reason than to cooperate."

"The problem is that youth ministries, Sunday school ministries, and Royal Rangers ministries are not coordinating their efforts. We're not competing against each other; this should be a team effort!"

"Ministries need to understand one another and to work together. If all departments would get together even on calendar planning, it would give leaders the opportunity to have input and to realize that there are other functions going on besides their own."

"Meeting together will help leaders know how to work together. If all the church departments could learn to give a little here and there, they could come up with a good conclusion!"

If indeed we are burdened for the souls of young people and if we are truly called into the ministry, we must find it within ourselves to reflect that which we are teaching.

Just think what could happen if

Bill, as mentioned above, could see the total picture. Imagine how that church could really touch the lives of young people if Bill and the other church leaders would work together.

True, most Royal Rangers leaders

"The key is communication and everybody catching each others vision and burden in what is being accomplished for the Lord," notes Rev. Keith Elder, Montana District commander and District Men's Director.

---

*If indeed we are burdened for the souls of  
young people . . . we must . . . reflect that  
which we are teaching.*

---

are overworked and need others to lend a hand. But if we set the pace by being zealous to assist the leaders of other ministries, I believe Jesus will honor our efforts and make ours stronger than ever.

"We all look at ourselves as doing the 'whole' [ministry], but all we are doing is adding to the whole."

It's a team effort, leader. Let's work together, and let's strengthen the church "while it is yet day!" ☸





# Leader Receives Eternal Reward

One of the world's oldest Royal Rangers leaders died May 3, 1991, at age 89 due to injuries sustained in an automobile accident.

Simon M. Troyer, of Chattanooga, Tenn., was active in Royal Rangers for nearly 2 decades, reports Bill Stokes, also of Tennessee. Known as "Young Deer" by his FCF name, Commander Troyer served as a commander in Outpost 89 at Calvary Assembly in East Ridge, Tenn.

Stokes adds that Commander Troyer was a Royal Rangers instructor and had served in other nations such as the Virgin Islands, Australia, Puerto Rico, and Haiti.

"Simon will be missed by one and all, both young and old," states Stokes. "I guess I will miss him most of all because of the many things we did together.

"I look forward to seeing him around that campfire in the sky. And as sure as there are boys in Heaven, Simon is sitting around a campfire now, telling them tales of his younger days."



*Royal Rangers Commander Simon M. Troyer (July 3, 1901-May 3, 1991)*

## News Brief

- MAPS RV'ers visited the National Royal Rangers Training Center October 9 during their October 7-11 convention in Branson. They viewed a portion of the national camp that may be used to house the Assemblies of God RV encampment. The RV'ers are a part of the Division of Home Missions volunteer construction team who travel throughout the United States.

- Thirty Frontiersmen Camping Fellowship men sponsored by the national office will travel to Ejido Zaragoza, Coahuila, Mexico, to

participate in a MAPS church construction project. The trip is scheduled November 29-December 7.

- The 1992 National Royal Rangers Council is scheduled April 23-25 at the Ramada-Hawthorn Park in Springfield, Missouri. Council will be held in conjunction with the District Men's Directors and Light-for-the-Lost conventions.

- The National Leader's Conference in Spain is December 68. For detailed information contact Sergio Zubil-

laga, national commander of Spain. His address is Exploraderez del Rey; Oficina Nacional; Apartado 35150-28080; Madrid, Spain.

- New Zealand's third annual Camporama will be held Jan. 22-27, 1992. For further information contact Brian Hagger; 8 Staines Ave; Papatoetoe, Auckland; New Zealand.

- The 1992 National FCF Rendezvous will be held at the NRRTC in Eagle Rock, Mo., June 23-27. Please heavily promote this event, and en-

courage your young FCF men to attend. Participants will be privileged to enjoy celebrating the 25th anniversary of FCF.

- Twelve Royal Rangers leaders will travel to South Africa in May 1992 to participate in Prayer Task Force efforts in that nation. Three Prayer Task Force teams, of about 30 individuals in all, will be headed up by Ken Hunt, national commander; Bill Strickland, national LFTL coordinator; and Joe Livesay, Indiana LFTL district representative.

The teams will distribute



LFTL literature and participate in prayer and fasting at churches in the cities of Cape Town, Durban, and Johannesburg. Recently, the Royal Rangers ministry was planted in South Africa by Missionary Ed Corbin and MAPS worker Brian Brolin.

- The Royal Rangers Eurocamp was held July 29-August 2 in Switzerland. National Deputy Commander Paul Stanek attended the Eurocamp as our national office representative. Other U.S. delegates who attended were Mrs. Juanita Barnes and son David (family of Johnnie Barnes), Louisiana District Commander David Craun and wife Ammie, and Bob Posey. Thanks, Hanspeter Neck (Switzerland national commander), for a job well done!

- The national Royal Rangers Decade of Harvest Committee met August 24 at the NRRTC in Eagle Rock, Mo.

The committee was formed to develop progressive approaches in advancing the gospel through the Royal Rangers ministry.

The committee's research and development are forwarded to the Executive Committee and the national office for consideration. Our Decade of Harvest objectives will be shared in detail as they develop.

- The national office will be developing a new promotional video about 5-7 minutes in length. This broadcast-quality video, which will retail for \$20, should be available in 3-4 months. More information on the availability of this video will follow.

- The Royal Rangers ministry is now in Thailand, thanks in part to Missionaries Darrell and Sandy Blatchley. The Blatchleys are in need of funds to translate and to print

Royal Rangers materials. If any outpost, district, etc., is interested in helping, please contact the national office.

- The Appalachian District recently contributed \$500 toward the purchase of one Stake a Claim acre in memory of Bob Selkirk, former deputy district commander. Thanks, Appalachian District, for your help in reducing the NRRTC debt.

- Members of the Latin American Royal Rangers outreach ministry of the Division of Foreign Missions, George Davis and Doug Marsh, recently presented the national office copies of newly published Spanish Royal Rangers materials. These publications, now available to Latin Royal Rangers, are *The Royal Rangers Leader Manual* and the Royal Rangers emblem, code, and pledge posters. Other materials are in the making. Congratulations, gentlemen, on a

job well done!

- *Bible for Today's Family*, the Contemporary English Version of the New Testament, is now available from the American Bible Society. Try it; you'll like it! For further information contact the American Bible Society; 15720 West 150th Terrace; Olathe, KS 66062 (telephone: 913-780-1930).

- National Chartering Secretary Richard Schoonover reports that chartering numbers are slightly above those of this time last year. Thank the Lord for the increase!

- **New Royal Rangers Specialty Catalog Now Available!** Receive your free catalog—filled with low-cost, high-quality camping gear—by contacting the Gospel Publishing House; 1445 Boonville Avenue; Springfield, MO 65802-1894 (request complimentary catalog #75-2074).

## A Note From Brolin:

*Royal Rangers leader Brian Brolin serves as a new MAPS volunteer in South Africa.*

These last few weeks have been a very busy time of adjusting to my new home and culture. I arrived in Cape Town, South Africa, in time to attend the National Council of the International Assemblies of God.

During the council I was invited to share a little about myself and the Royal Rangers ministry. The response was overwhelming! Many pastors expressed that they wanted Royal Rangers to begin in their churches immediately.

General Superintendent Jeremiah Motsatse stood before the congregation and said, "You can be sure that we support this new ministry, and we are glad to have you working with us."

Next week I will visit the country of Namibia to train Royal Rangers leaders who have already begun weekly meetings. Then I will travel with Missionary Ed Corbin to Zim-

babwe to participate in the Kids Crusade there. In August I will return to South Africa to begin training Royal Rangers leaders in the coastal city of Durban.

God is opening many doors and hearts to this ministry, and we are off to a strong start!


READY in His Service,  
Brian



*MAPS worker Brian Brolin discussing the Royal Rangers ministry with South African Assemblies of God leaders.*



# Your Outpost Planning Guide



## Straight Arrows Program

By David and Marie Brecheen

### December—Family and Happy Birthday Jesus

**Overall Approach**—Give your Royal Rangers the opportunity to learn more about themselves and their families. Use this planning guide to help instill self-esteem and pride in the family heritage.

**1st Week**—Prepare for this meeting by securing the information you will need for the next few weeks. You may want to design a questionnaire the boys can take home for their parents to help complete. The questionnaire can include such information as parents' and grandparents' names, where they were born, dates they were married, where they were married, what they do for a living, special honors and awards they have receive, their hobbies, etc. Have each boy make a *My Family* book, using the information from your questionnaire. Each boy can illustrate his book. Have the boys secure pictures to go into their books. You could easily design a form on which a boy can place a picture of his parents and grandparents. The spiritual application to share with the boys is "The Importance of Family Relationships."

Scripture verse this week: Proverbs 22:6.

**2nd Week**—Let the boys share their *My Family* books with each other. Read Exodus 6:20 and Exodus 2, then discuss the lives of Amram, Jochebed, and Moses (Exodus 6:20, Exodus 2). Also, read 1 Samuel 1, and talk about Elkanah, Hannah, and Samuel.

Scripture verse this week: Ephesians 6:1.

**3rd Week**—Allow time for each boy to share where he is from, what he likes to do best, what his favorite games and toys are, etc. Have each boy draw an illustration of himself playing his favorite game.

Share how important the boys are in God's eyes. Explain how God allowed His Son to die on the cross just for them and how they can live with Him forever. Help them realize how they can lead others to Christ by witnessing to others and praying for them.

Scripture verses this week: 1 Thessalonians 5:24,25.

**4th Week**—Your boys have probably heard the story of Jesus' birth. But they will enjoy hearing it again. Boys also enjoy birthday parties with the decorations, games, and a birthday cake. So share about the birth of Jesus, and have a birthday party for Him. Before the meeting decorate with streamers and signs. Play games the boys enjoy, and award prizes to the winners. Instead of having the boys bring presents, have each make a *Happy Birthday* card for Jesus. They can be placed by a picture of Jesus or by the birthday cake. Sing "Happy Birthday" to Jesus, then serve cake and ice cream for dessert.

Scripture verses this week: Luke 2:1-20.

### January—Survival

**Overall Approach**—Sharing what survival is all about in terms Straight Arrows can understand.



**1st Week**—Begin the theme on survival by sharing how the early Indians survived during bad winters. Reinforce the idea that Indians did not have the types of homes and transportation we have today. The type of homes they had depended upon the part of the country in which they lived. Indian homes in the northern part of the country had to be well built to keep out the snow and cold winds.

A fireplace served two purposes during winter: warmth and cooking. Hides—used as clothing and bedroll covers—were used to keep out the cold as well. As youngsters Indians were taught how to cope with survival year around.

At age 12 or 13 Indian boys were considered to become men. To prove their manhood they had to go alone into the wilds of the wilderness to survive. They had to hunt their food, cook it on a fire, make shelter, etc. This kind of training helped them when the bad winters came.

Share this information with your Straight Arrows, then involve the boys in a conversation. Ask the boys, for example, if they would like to live as did the early Indian boys. And ask them what they think the Indians ate when they could not go hunting.

Scripture verses this week: John 14:18-20.

**2nd Week**—This week concentrate on winter survival for today's boy. It is important that the boys wear proper clothing when playing outside in cold weather. Discuss proper winter wear for playing outside. Remind the boys they should not stay outside for long periods of time. Share the dangers of playing on a frozen pond or creek. Explain what to do if someone were to fall through thin ice into a creek.

Scripture verse this week: John 14:21.

**3rd Week**—Complete the theme on survival by sharing what one should do in case of disasters. The most common disaster to all parts of the country is fire. Discuss what to do in case of fire in the home. Invite a fireman to come to the outpost meeting to discuss fire safety in the home. Have the special guest involve the boys in such discussions as how to extinguish a fire and how to exit a burning house.

Cyclones, tornados, floods, hurricanes, and earthquakes occur in some areas of the country. Share the proper safety procedures for each of these emergencies. Tell the boys what they should do if caught in each of these disasters.

Scripture verse this week: Psalm 107:29.

**4th Week**—This week take the boys on a winter hike. This will be a good time to put into action the instructions you have given them this month. Then you could simply hike around the church property or around the block then back to the meeting room. End the hike by serving hot chocolate and cookies. While the boys are enjoying their refreshments, encourage them to explain what they have learned about survival.

Scripture verse this week: "He hath made everything beautiful in his time . . ." (Ecclesiastes 3:11).

**5th Week**—How about conducting a council fire program for your boys? If you live where you can make a real council fire, then do so. If building an open fire is not permitted in your area, use a charcoal grill. Give the boys a chance to see what a council fire is all about. Have a couple of skits for the boys, sing choruses, read or sing the Scripture verse for the week, and hold a devotion. If done properly the council fire will have a lasting impression on your boys.

Scripture verses this week: Psalm 48:1,2.

References for this month: *Indians*, by Benjamin Capps, Time-Life Books, Chicago, Ill. (1973); *Indians*, by Robin May, Bison Books Limited, London (1982); Encyclopedias; American Red Cross; Local fire department.

## February: Crafts and Hobbies

**Overall Approach**—This month's theme should include a time for action instead of instructions. So try some different kinds of crafts with the boys. Several craft books are available at libraries and bookstores.

**1st Week**—Start by having the boys make valentine's crafts they can give their moms and grandmothers. For example, have each boy make a picture frame shaped like a heart. Take a picture of each boy he can frame. The frames can be made of thin wood or heavy cardboard covered with fabric. Adhere to the back of each frame two wooden/cardboard stands. Allow two meetings for this project.

Scripture verse this week: John 15:12.

**2nd Week**—Have the boys complete their craft projects begun last week.

Scripture verse this week: John 15:13.

**3rd Week**—Have several crafts on hand for this meeting. You will need to ask some parents to come and help. Here are some suggested craft projects: make clay sculptures, color a picture by numbers, construct models, or assemble magnet projects.

Scripture verse this week: John 15:9.

**4th Week**—Most Straight Arrows have probably begun to collect and make "things." Have a hobby night so the boys can bring some of their hobby collections. Allow time for each boy to share about his hobby. You could even invite the older boys to come and see what your boys have brought. Conclude the evening by having refreshments.

## Buckaroos Program

By David and Marie Brecheen

### December: Role Models

**Overall Approach**—During this month share about some great people who are good role models for the boys. Explain why you have selected the ones you have. Or have the boys help you select the role models to be discussed. The Christian Character Trait this month is *determination*. Use it as often as you can in your stories and illustrations.


**1st Week**—Select a Bible character—does not need to be well-known—the boys can relate to and model after. Share about that person's background, where he lived, his character, how God called him into the ministry, and what he accomplished for the Lord. Have each boy make a booklet on his favorite role models, devoting the first page to a Bible character. In their books the boys could write about their chosen Bible personality and illustrate what they think the characters looked like, for example.

Scripture verse this week: 1 Corinthians 2:2.

**2nd Week**—This outpost meeting should focus on some individuals who have helped develop our nation—from its infancy to now. At least a week before this meeting, let the boys choose which persons they wish to discuss. Prepare a list of names by selecting individuals who have lived near your area. Again, look for those with strong Christian morals, good character, strong personalities, etc. Also, secure a photograph of each person so the boys can draw pictures of them. During the meeting have the boys record facts about each person in their role model notebooks.

Scripture verse this week: Joshua 1:9.





**3rd Week**—Share about a great missionary during this meeting. There are many missionaries from which to choose. For example, in the early days were missionaries Hudson Taylor and David Livingstone. The Assemblies of God has had and does have many great missionaries as well—Mark Buntain (India), John Hall (Africa), Bernard Johnson (South America), for example. You can obtain information on any of these and other missionaries by contacting the Division of Foreign Missions of the Assemblies of God. Discuss the information you have gathered. Again, have the Buckaroos record what you have shared in their booklets.

Scripture verse this week: Philippians 3:14.

**4th Week**—Refer to the Straight Arrows Program—December, 4th Week.

References for this month: Bible; Encyclopedias; History books; Division of Foreign Missions, 1445 Boonville Ave., Springfield MO 65802-1894.

## January: Survival, Activities

**Overall Approach**—Begin by sharing what survival is all about and how it relates to your Rangers. The first lesson will focus on how cowboys survived during the era of the Old West. The Christian Character Trait this month is *perseverance*.

**1st Week**—The life of a cowboy was rough and often full of danger. Most people think the only danger the cowboys encountered was surviving Indian attacks. However, Indians were not the major threat to the cowboy—fierce weather, cattle stampedes, rustlers, and lack of water were. Be prepared to help the boys answer the following questions: What did a cowboy do when caught in an ice or snow storm? What did a cowboy do when stampeded? How did a cowboy dress for cold weather? If caught in a snow storm, how did a cowboy survive?

Scripture verse this week: Matthew 24:13.

**2nd Week, 3rd Week, 4th Week, 5th Week:** Refer to the Straight Arrows Program—January; 2nd Week, 3rd Week, 4th Week, and 5th Week.

Scripture verses this week: Luke 9:62, Ephesians 6:18, Hebrews 10:23, Psalm 48:1,2.

References for this month: *The Cowboys*, by William H. Forbis, Time-Life Books, Chicago, Ill. (1973); *Cowboys*, by Peter Newark, Bison Books, London (1982); *The Book of Cowboys*, by Holling C. Holling, The Platt & Hunk Co., Inc.; The American Red Cross; Local fire department; Civil Defense department; Encyclopaedias.

## February: Space

**Overall Approach**—This month's guide focuses on the study of space and man's exploration of it. It will look at how the space age began, man's interest in space, and how modern man is studying space. Keep your lessons simple and exciting. The Christian Character Trait this month is *faith*.

**1st Week**—What is space? When did it begin? On what day of creation did God create space? These are questions you may want to ask your boys. Explain how man has always had a fascination with the planets and stars. Many people of the early civilization worshiped them. Share that God put them there for a different purpose, however: to give light by day and night.

See if your boys can name any of the planets of our solar system. It was the invention of the telescope that enabled man to see the planets in detail. Share with your boys how each planet is different in size. Tell how big each is in size compared to the earth. Explain how planets differ from stars. If you have binoculars or a telescope, take the boys outside to observe the planets, moons, and stars. Did you know that some of Jupiter's moons are visible with binoculars?

Scripture verse this week: Hebrews 11:1.

**2nd Week**—Centuries of dreaming, study, speculation, and experimentation preceded the first successful flight. The first form of aircraft was the kite, invented about 5 B.C. In the early 16th century Leonardo daVinci gathered data on the flight of birds. From this study we now have the propeller, the parachute, and experimental gliders and planes.

On December 17, 1903—near Kitty Hawk, North Carolina—brothers Wilbur and Orville Wright made the world's first successful flight in a heavier-than-air craft. By World War I, airplanes were used during war by both allies and Germany. After the war the plane was used for commercial purposes by most major countries. During World War II the jet engine was developed. And in 1947 Captain Charles Yeager broke the sound barrier, which opened the door for space exploration. Share this information, then take the boys to the local airport to see planes in action.

Scripture verse this week: Hebrews 11:6.

**3rd Week**—Ask your Buckaroos if they have seen on TV a space shuttle lift-off. Have pictures to show the boys if possible or a model of one. Pictures can be obtained free of charge from NASA. Using an encyclopedia, share information about the space shuttle. Discuss some recent space shuttle trips. You could even secure and share photocopies of newspaper clippings on space shuttle flights.

**4th Week**—Share how Skylab was our first space station. It traveled around the world while astronauts were working inside it. Through the window they could see the earth. Skylab was a workshop. Secured with a cord, the astronauts also went outside the lab to work. Explain that the United States and Russia space labs have docked together in space. Share the following information: The space shuttle is the United States





## NATIONAL TRAINING CAMP APPLICATION

### PLEASE PRINT

NAME \_\_\_\_\_

ADDRESS \_\_\_\_\_

CITY, STATE, ZIP \_\_\_\_\_

HOME PHONE (\_\_\_\_) \_\_\_\_\_

OCCUPATION \_\_\_\_\_ AGE \_\_\_\_\_

DISTRICT \_\_\_\_\_ OUTPOST # \_\_\_\_\_

### IN CASE OF EMERGENCY, PLEASE NOTIFY

NAME \_\_\_\_\_

ADDRESS \_\_\_\_\_

CITY, STATE, ZIP \_\_\_\_\_

PHONE \_\_\_\_\_

RELATIONSHIP \_\_\_\_\_

ROYAL RANGERS POSITION \_\_\_\_\_

## CAMP PREFERENCE

<input type="checkbox"/>	FLORIDA	Fort Meade	February 6-9
<input type="checkbox"/>	INDIANA	Crawfordsville	May 7-10
<input type="checkbox"/>	ARIZONA	Christopher Creek	May 14-17
<input type="checkbox"/>	CALIFORNIA	Weimar	May 14-17
<input type="checkbox"/>	WISCONSIN	Wisconsin Rapids	May 14-17
<input type="checkbox"/>	CALIFORNIA	Kernville	May 21-24
<input type="checkbox"/>	MARYLAND	Whiteford	May 28-31
<input type="checkbox"/>	MISSOURI	Eagle Rock	July 9-12
<input type="checkbox"/>	ALASKA	Big Lake	August 13-16
<input type="checkbox"/>	MISSOURI	Eagle Rock	September 10-13
<input type="checkbox"/>	NEW JERSEY	Medford Lakes	September 10-13
<input type="checkbox"/>	WASHINGTON	Cle Elum	September 10-13
<input type="checkbox"/>	TEXAS	Columbus	October 1-4

You must be in good health in order to participate in the strenuous activities of the training camp. Therefore, you must have a physical examination. After examination, please sign the following statement: **"After consultation with my physician, I know of no physical limitation that would restrict me from participating in the camp activities"** \_\_\_\_\_ (signature).

Any medical facts we should know: \_\_\_\_\_

Because of the limited size and the advanced cost of setting up these camps, a **\$40** preregistration fee must accompany this application. This will be applied toward the total camp fee, which will be approximately **\$95**. A **\$5** discount will be given at the camp for those who preregister **4 weeks** prior to the camp date. **NOTE: To cancel** you must notify the national office at least **3 weeks** prior to the beginning of the camp. Your preregistration fee will be refundable (minus a **\$10** clerical fee). **Cancellation after this date is nonrefundable!** In the event of low enrollment, these events are subject to cancellation and total refund. Cancellation will be made 3 weeks prior to the event. Please submit your application as early as possible.

MAIL THIS FORM TO: ROYAL RANGERS; 1445 Boonville Avenue; Springfield, MO 65802-1894

CREDIT TO LEDGER: 001 01 031 4001 000



# NATIONAL TRAINING CAMP PERSONAL EQUIPMENT CHECKLIST

## CLOTHING:

- 1 Complete Class B Royal Rangers Uniform (long sleeve khaki shirt, khaki trousers, khaki Royal Rangers belt—no dress coats or ties worn)
- 1 Royal Rangers jacket
- 1 Royal Rangers sweatshirt (for colder areas only)
- 1 Pair Army fatigue trousers, jeans, or other work-type trousers for casual wear
- 2 Royal Rangers T-shirts
- \* Extra uniforms or fatigues for fresh change, as desired
- 1 Pair heavy shoes or boots for camp activities and hiking
- 2 Pairs heavy socks (navy or black)
- 1 Poncho or raincoat with hood
- \* Underclothing and handkerchiefs
- \* Pajamas
- \* **Please note:** No cap or hat is needed. A special beret will be issued. (Every item except emblem, name tab, and district strip should be removed from uniform.)

## PERSONAL ITEMS:

Sleeping bag  
Folding camp cot  
Toilet kit and mirror (no outlet for electric razor)  
Towels and washcloths  
Mess kit (plate, bowl, and cup)  
Silverware kit (knife, fork, and spoon)  
Canteen  
Pack and lightweight pack frame (for overnight hike)  
Small lightweight tent (for overnight hike)  
Ground cloth (waterproof)  
Air mattress or foam pad  
Flashlight with extra batteries  
Personal first aid kit  
Pocket knife and whetstone  
Hand axe  
8-inch mill file  
Compass (Silva style preferred)  
Waterproof match container with matches  
*Adventures in Camping* handbook  
*Leader's Manual*  
Small Bible  
Pen and pencil

## OPTIONAL ITEMS:

Ditty bag  
Insect repellent  
Folding plastic cup  
Thermal underwear (for colder areas)  
Small package of facial tissues  
Nail clippers with fingernail file  
Compact sewing kit  
Survival kit  
Camera  
Sunburn lotion  
Sunglasses  
Pillow

\*As many as you will need for the camp



# OUTPOST COMMANDER'S AWARD

The Outpost Commander's Award is a special achievement award for outpost commanders who have demonstrated outstanding service. All points must be earned for service rendered during the current calendar year. NATIONAL TRAINING EVENTS MAY BE COUNTED EACH YEAR.

Name \_\_\_\_\_ Address \_\_\_\_\_ City \_\_\_\_\_

State \_\_\_\_\_ Zip \_\_\_\_\_ District \_\_\_\_\_ Outpost Number \_\_\_\_\_

FILL IN THE BLANKS WITH THE NUMBER OF POINTS EARNED:

- |  |   |
|--|---|
| 1. AN UP-TO-DATE CHARTERED GROUP:<br>20 points _____   | 12. WEARING PROPER UNIFORM: 5 points _____  |
| 2. COMPLETED LEADERSHIP TRAINING<br>COURSE I-V: 20 points _____  | 13. OUTPOST MEETINGS: 1 point each<br>meeting conducted _____   |
| 3. ADVANCEMENT PARTICIPATION:<br>25 points if at least 50% of boys<br>in your outpost received an ad-<br>vancement and if at least 4 Councils<br>of Achievement were conducted _____ | 14. OUTPOST USING THE PATROL<br>METHOD PROGRAM: 5 points _____  |
| 4. OUTPOST CAMP-OUTS: 2 points each _____  | 15. GOLD BAR MEETINGS: 1 point each<br>meeting of boy/adult leadership<br>planning the outpost meetings and<br>activities _____ |
| 5. OUTPOST OUTINGS: 2 points each<br>except for camp-outs _____  | 16. CURRENT RED CROSS CARD:<br>2 points for each card _____   |
| 6. ATTENDING A NATIONAL TRAINING<br>CAMP: 5 points _____   | 17. OUTPOST SERVICE PROJECT:<br>2 points for each project _____   |
| 7. ATTENDING OTHER NATIONAL TRAIN-<br>ING EVENTS: 5 points for each event _____  | 18. ACTIVE FCF MEMBER: 2 points _____   |
| 8. OUTPOST PARTICIPATION IN A<br>DISTRICT POW WOW: 5 points _____  | 19. LEADERSHIP MEETINGS: 2 points<br>each for attending area-, sectional-,<br>or district-wide meetings _____                   |
| 9. BOYS WON TO CHRIST: 5 points each _____   | 20. OUTPOST VISITATION PROGRAM:<br>2 points for each home visited _____   |
| 10. NEW MEMBERS: 2 points each _____   |   |
| 11. RANGER OF THE YEAR PROGRAM:<br>5 points _____  |   |
|  | TOTAL POINTS _____  |

## REQUIREMENTS FOR AWARD

1. The outpost must have an up-to-date charter.
2. The commander must have completed the *Leadership Training Course*.
3. A minimum of 175 points are needed to qualify.

All outpost commanders who meet the above qualifications will be eligible to receive and wear the Outpost Commander's Award. Time period—JANUARY 1 through DECEMBER 31 of the current year.

NOTE: Please complete your copy of the Outpost Commander's Award Evaluation Sheet, and mail it to your *district commander*, not the national office. Your district commander will supervise the awarding of the Outpost Commander's Award. Seven dollars must be attached to cover the cost of the medal (subject to change by GPH without notice).

If all outpost commanders of one church earn this medal, the senior commander may also wear an Outpost Commander's Award.



# TRAINING OPPORTUNITIES FOR ROYAL RANGERS

*Royal Rangers national training events are designed to give you the very best training for all phases of the Royal Rangers ministry, with major emphasis on camping.*

**NATIONAL TRAINING CAMP** is designed to give leaders professional training in camping and leadership, plus the opportunity of outstanding fellowship and adventure in the out-of-doors. See attached application for locations and dates.



**BUCKAROOS/STRAIGHT ARROWS TRAINING CONFERENCE** is designed to give leaders training in various techniques and methods of leadership. Trainees will also receive training in various aspects of the Buckaroos and Straight Arrows ministries. **Locations and dates:** Alexandria, Minnesota, April 3-5, 1992; Carlisle, Pennsylvania, April 9-11, 1992; Columbus, Texas, April 30-May 2, 1992; Eagle Rock, Missouri/NRRTC, May 7-9, 1992; Big Prairie, Ohio, September 17-19, 1992; Amity, Oregon, October 15-17, 1992.

**NATIONAL TRAINING TRAILS** allows leaders to participate in outstanding, rugged outdoor activities surrounded by some of America's most beautiful scenery. Leaders will be on the trail for three exciting days, carrying all their gear and food in backpacks. **Locations and dates:** Bakers Mill, New York, September 24-27, 1992; Eagle Rock, Missouri/NRRTC, October 15-18, 1992.



**NATIONAL CANOE EXPEDITION** is designed to give leaders specialized training on how to conduct canoe trips and to provide outstanding adventure in some of the most beautiful canoe country in America. **Location and date:** Eagle Rock, Missouri/NRRTC, April 9-12, 1992.

**WINTER NATIONAL TRAINING CAMP** will give leaders professional training in winter camping, campcraft, and various winter-related activities. The camp will be conducted in an appropriate winter setting. This camp is designed to inspire leaders to provide more activities for their outposts during winter months. **Location and date:** Emigrant Gap, California, January 9-12, 1992.



**NATIONAL LEADERSHIP INITIATIVE CAMP** is designed to give leaders training in rappelling, low ropes course, safety, teamwork, leadership development, and to provide an analysis of one's strengths and weaknesses. **Location and date:** Eagle Rock, Missouri/NRRTC, May 14-17, 1992.

**ADVANCED NATIONAL TRAINING CAMP** is designed to provide Royal Rangers leaders with additional training beyond that offered at NTC. It will also help inspire leaders to greater involvement in the Royal Rangers ministry. A leader must have attended NTC before enrolling for ANTC. **Locations and dates:** Whiteford, Maryland, September 9-13, 1992; Still pending—California, September 23-27, 1992.



newest and best-manned spacecraft. Compared to other spacecraft, the space shuttle is economical in that it can be reused. The shuttle has room for up to seven men and women. Astronauts live in the front of the shuttle and work in the back—a space laboratory where they do their experiments and work on space equipment. NASA hopes to someday send astronauts into space to build solar-powered colonies.

Scripture verse this week: Mark 10:52.

References for this month: Encyclopedias; *High Adventure Leader*, fall 1990; *The Astronauts*, by Dinal L. Moche, Random House.

## Pioneers, Trailblazers, Air-Sea-Trail Rangers Program

By John Eller

Overall Approach—Winter Survival, Camping, and Sports

### December: Winter Survival

**1st Week**—Survival against the elements was an important aspect of the American pioneers and their push westward. Many men died from overexposure to the winter climate. Still today winter survival is no joke. Your boys need to learn and to appreciate the safeguards.

Fire is an important ingredient in winter survival. So demonstrate how to build a fire without using matches. Show how to cook at least three different items without using cooking utensils. Using native materials only, help your Royal Rangers build an overnight shelter and a ground bed. Using native materials, properly construct and demonstrate the following items: 1. Snare for small animals, 2. Fishhook, 3. Knife, 4. Frog or fish spear.

List, using photographs if possible, and display 10 edible wild greens that will grow in your area this spring. Tell how these foods should be prepared for eating.

**2nd Week**—Assign a boy or a leader to submit a list of five edible roots in your area and to tell how these roots should be prepared for eating. Have him point out how some roots may be very similar to some that are not edible. Also, ask for a list of 10 small animals in your area that may be used for emergency food. Make it clear that some animals should only be eaten in emergency situations.

Plan a survival camping trip for one day and night. (Proper preparation is always important when planning a winter outing.) Before the outing demonstrate how to build a shelter and a bed using native materials. Show the boys how to catch their food—fish, for example—and cook to it without the aid of utensils.

**3rd Week**—Lead in a discussion about the particular dangers in being lost in the wilderness during wintertime. Here are some items to discuss: 1. What would you do if you were lost in a wooded, mountainous, or wilderness area? 2. Suppose you were the only survivor of a plane crash in a cold snow-covered area. What would you do? 3. What would you do if you were stranded in a jeep in the hot, dry desert? 4. Assuming you have only a pocketknife and it will be 3 days before you are rescued. List things you should do to survive. (This list must be realistic and based on survival knowledge and technique.)

Review the distress signals. Explain three ways you can find directions on a cloudy day without the use of a compass.

**4th Week**—Plan a compass and map orientation and teaching session. Be sure to secure necessary materials beforehand. Using the *Adventures in Camping* handbook, discuss the history of the compass. Tell about the value of a map and a compass. Explain the different parts of a Silva compass—the housing, magnetic needle, and orienting arrow—and how it works. Demonstrate orienting a compass. Show how to find compass bearings. Show how to measure distance, how to time one's walk, and how to visually measure distance. Demonstrate stepping and how to find the length of one's step. Show how to find directions using a watch. Explain how to find north by the stars. Discuss map symbols, scales, and how to orient a map. Show how to get compass degree readings by using a map. Demonstrate how to read a map. Discuss magnetic north variations.





## January: Winter Activities and Survival

**1st Week**—Campers must learn to do things differently in winter. A camper can get by with improper gear and no experience with temperatures above 40 degrees. But things can get pretty uncomfortable when it's below freezing.

The key to winter camping is personal comfort. So advise your boys on the following points: 1. Keep warm by day and dry by night. 2. Dry air is your best insulator. 3. Layers of material are warmer than just one thickness. 4. Activity level determines the number of needed layers. 5. Proper care of your feet is essential to comfort and well-being. Dampness and tightness are the enemies of warm feet. If your feet are cold, you are not going to enjoy camping. 6. Winter boots should be one size larger. 7. Use extra lining. 8. Wear thermal underwear; insulated foot gear; and water-repellent, windproof clothing. 9. Use a down sleeping bag and a nylon tent.

Display in your outpost the camping items just listed, and discuss proper care and storage for each item. Allow time for questions.

**2nd Week**—There are some important rules to observe when setting up a winter camp. (Setting up camp during wintertime takes longer!) Follow these guidelines: 1. Set up camp long before dark. 2. Pack the snow around the campsite by trampling it. 3. When setting up a tent, use "dead men stakes" instead of tent stakes. 4. If the ground is frozen without snow cover, use large spikes instead of tent pegs. 5. Slope tent top so it will shed snow. 6. Bank snow at tent bottom to cut drafts.

**3rd Week**—Winter camping can be fun and exciting if you plan properly. So to help make wintertime camping more fun and exciting, follow these guidelines: 1. Have a ready source for water. Even snow water should be purified by boiling. But remember, melting snow in a kettle can scorch the water unless you stir it. 2. Protect your canteen from freezing. Carry it next to your body while hiking. While camping, hang it near the fire. Keep it in your bedroll at night. 3. Avoid taking foods that can be damaged by freezing. 4. Make up frozen meals ahead of time that can be defrosted. Try any of these foods: kabobs; stew; hamburger with onions, potatoes, and vegetables wrapped in foil.

Here are a few helpful tips on winter camping worth remembering: 1. Mittens are warmer than gloves because more body heat is retained. 2. Use a warm bed of blankets if you don't have a sleeping bag. 3. Fold blankets in a manner where sides or bottom are enclosed. 4. Use blanket pins to secure blankets together. 5. To sleep warmly you need three layers under you for every layer on top. (When lying down, heat loss is 75 percent downward and 25 percent upward.) 6. Wear a stocking cap over your head. A large percentage of body heat escapes from the head.

**4th Week**—Prepare for this weekly meeting by checking your local library for any books dealing with the following subjects to be discussed: 1. Explain the advantages and disadvantages of these type of shelters: snow trench, "A" frame, snow cave, and lean-to. 2. Construct one of the above shelters as a demonstration for your outpost. 3. Explain what hypothermia is, its symptoms, and first aid treatment for it. 4. Explain what frostbite is and how to prevent it. 5. Discuss how to treat for first-, second-, and third-degree frostbite. 6. Describe what trench foot is and how you can prevent it. 7. Tell what snow blindness is, how to prevent it, and how you treat it.

**5th Week**—Discuss several types of emergencies that may occur during winter camping. Explain how to recognize an emergency and how to react to it. Tell how to give the proper distress signals with fire, smoke, gunshots, a flashlight, or a mirror. Discuss how to respond to distress signals. List and make up for outpost display an emergency survival kit for winter camp-

ing. Explain how to obtain drinking water from these sources: ice, frozen river or lake, or solar still. Explain why a person can live without food if he becomes lost during wintertime. Using the *Adventures in Camping* handbook, list four different animal snares and five possible sources of food that can be caught with snares. Ask your Royal Rangers to list what clothing they would need for a winter outing—considering snow, sleet, and rain.

## February: Winter Sports

**1st Week**—Plan an outdoor demonstration on skiing skills. If snow is not available, do a mock-up to instruct your boys on the basics of skiing. Demonstrate these turning skills: step turns, kick turns to right and left, and jump turns to right and left. Demonstrate these climbing skills: herringbone, side step, and diagonal step. Demonstrate these stopping skills: snowplow, braking, and christiania turn.

Explain the proper care and storage of ski equipment. Discuss the importance of protecting your equipment. Explain the difference between slalom and cross-country skiing. Demonstrate the ability to get up, when falling, on a set of skis. Plan a slalom course, or map out a 5-mile, cross-country ski trip. Show proper dress and equipment for a day of skiing. Demonstrate proper use of ski poles.

**2nd Week**—Plan a snow outing for your outpost with the kind of activities Royal Rangers enjoy doing in the snow. If there is no snow in your area, turn it into a winter outing. Here is a list of suggested activities: 1. Yukon derby using dog sleds. 2. Tug-o-war in the snow. 3. Demonstrate use of snow shoes and have a race. 4. Klondike derby down a slope, using plastic dishes or other appropriate sliders. 5. Ft. Ice vs. Ft. Sleet in the greatest snowball war. 6. Build a snowman with a Royal Rangers emphasis. 7. A little ingenuity can put "snow ice cream" on the menu. 8. Winter hike down a snowy trail. 9. Icicle hunt with prizes for the three largest. 10. Demonstrate, if possible, a dog sled pulled by huskies. 11. Try for one-horse open sleigh rides. 12. Plan a fishing trip to a frozen lake or river, taking necessary precautions.

**3rd Week**—Now is a good time to focus on sportsmanship. Winter games and activities are usually more strenuous and can cause some fellows to "lose their cool" more quickly than at other times. Teach your Royal Rangers the importance of always being good sports. List on a poster and display the following characteristics that encourage good sportsmanship: 1. Personal devotions, 2. Church attendance, 3. Keeping spiritually alive, 4. Thinking good, positive thoughts about oneself and others, 5. Being a good loser and a modest winner.

End the list with this quotation: "When the Master Referee comes to write against your name, He writes not if you won or lost . . . but how you played the game." Then lead your boys in a positive discussion on the importance of being a good sport and demonstrating a Christ-like attitude in every situation of life.

**4th Week**—A good outdoor sport is archery. Update your outpost on the basics of archery. Your local library should have several pictorials on archery. Check out as many as possible for display and discussion. Explain the safety rules for archery. Discuss the techniques for good shooting and demonstrate each. Describe the parts of the arrow, bow, and string. Explain the following terms: end round, arm guard, tow, quiver, flight arrow, matched arrow, deflexed bow, and recurved bow. Name and describe at least three types of arrows. Demonstrate the following: storing the bow and arrow, waxing a bow string, and bracing a bow. Assign a Royal Ranger to research a brief history of archery, listing three famous types of bows. Assign a leader to locate three Scripture references on archery.



# Making Models for Winter Craft

By David L. and Ammie Craun



Photo by Zenith J. Randles

**W**ith frequent bad weather during the winter, the outpost commander needs plenty of crafts to keep his boys busy. Here's where model making comes in handy.

Model making can be used to inform, to instruct, and to entertain your boys. It helps develop dexterity, and it is intriguing to boys of all ages.

You could preface this project by asking your Rangers to bring to the outpost any models they have made. This will provide a chance for boys to "show and tell" about their craft projects. Also, it will help the commander decide what type of models the group can make.

With a little ingenuity you can provide the boys some interesting model projects. For example, models of camp crafts can be made. I have seen some excellent models of the various

types of fires, tool racks, campsites, rope bridges, and other camp structures.

Making models instructs the boys about proper structure, size, placement relationship, and function of actual campsite objects. Oversized models of camping tools—such as an ax and a saw—can be used to instruct proper use, techniques, and safety. The Silva compass company, for example, has an oversized compass that can be used inside to teach about the map and compass.

Boys will have a greater interest to learn when the commander teaches with the models they have made. Also, the boys will enjoy making models they can play with.

For younger boys pinewood derby cars, indoor sail boats, and balsa wood airplanes are all familiar crafts that can be used for competing with dur-

ing activity time. For the older boys model rockets, radio-controlled cars, airplanes, and boats are all a challenge to make and to compete with.

Almost any material can be used to make models. And a variety of model crafts can be found at a local library or hobby shop.

Here are some ideas you might wish to consider:

Straight Arrows can learn about Indian lore by making a model Indian village. First, secure pictures taken from books on Indian life. Next, gather various colors of clay, small sticks or dowel rods, and plywood.

Now have the boys construct teepees, drying racks, council fire rings, horse picket lines, etc. They can also make plant life and figures of animals and humans. Before arranging their items on a piece of plywood, have them paint it to represent an Indian plain. Use your imagination, and encourage your Straight Arrows to use theirs.

Using the cowboy theme of Buckaroos, an excellent model craft would be to make a miniature ranch with corrals, cattle, horses, bunkhouses, chuck wagons, etc. Clay, sticks, match sticks, dowel rods, or even Popsicle sticks can be used to set the scene of a western ranch. With a little help from the ranch boss, a very realistic model can come forth.

Older Rangers will have the skill to make a greater variety of model types. Pioneers can build model cars, boats, and airplanes, for example. The Trailblazers and Air-Sea-Trail Rangers can use tools and equipment to fabricate and cut materials—such as metal, plastic, wire, and stones—to form models of nearly any item of interest.

The key to model making in the outpost is to choose crafts that are both intriguing and achievable to the boys. Just the right craft will neither be frustrating nor boring to the boys. It will also stimulate their imaginations.

Try models for a winter craft. They will help enhance that quality in boys!



# Paper Cup Army

By John and Bonnie Eller

**C**hristmas is the traditional time for toy soldiers. So why not teach your Royal Rangers how to make their own this season?

A paper cup army soldier is simple to make and can be made in many sizes.

## Items Needed

8 ounce drinking cup (as many as wanted)  
Colored construction paper  
Paper paste  
Tape  
Scissors  
Felt-tipped markers or crayons

## Instructions


1. Wrap a piece of blue construction paper around a cup (see figure A).
2. Tape paper together around cup.
3. Using scissors, trim away extra paper above and below cup.
4. To form the face cut a strip of brown, pink, or yellow paper, using the illustration as a guide for

5. Wrap the face around cup close to top (see figure B).
6. Using markers or crayons, draw a face and a black hat brim onto the strip.
7. Cut out a feather pattern from yellow paper. Paste it to top of cup (see figure D).
8. Cut out a large "X" from red pa-

per, and paste it to the cup (see figure D).

9. Cut out a triangle shape from bottom of cup to form legs (see figure C).

Two different armies can be made by changing the color of paper wrapped around the cups. Have the boys make a red army and a green one to match the Christmas season colors.



# Ssskating Safely ... Tips for Your Rangers

By Dr. S. Slahor

**I**ce skating is good exercise and helps improve your balance and poise. It is also a sport that has some safety rules designed to help you and other skaters.

Follow these guidelines:

- You shouldn't skate alone on a frozen pond, lake, or river. The ice could collapse, causing the skater to fall into deep water. Besides, it's more fun to go with others.
- It's also safer to skate on a pond you are familiar with. You know the best spots for skating and the places to avoid.
- Learn how to judge the ice so you

select a skating area that will support your weight and that of other skaters. Choose only those parts of a pond or lake where the ice is thick—preferably 4 inches or more. Remember, the ice won't be the same thickness all across a pond.

- If the pond isn't near a light where the ice is clearly visible at night, don't skate during the evening. It's just too dangerous.

- Probably the safest outdoor skating is on very shallow ponds or flooded fields. Water 2 feet deep allows for solid, smooth ice.

- As you skate avoid ice covered

with snow or debris.

- Beginners should have a place just for themselves away from the more advanced skaters. If the skating rink is crowded, don't race. Save your races and fast skating for the times when fewer people are around.

- Be sure your skates fit properly and that the blades are sharp. This means you need to sharpen your skates regularly to keep them ready for fun skating. Use safety guards over the blades when carrying your skates.

Skating can provide you with hours of fun and exercise this winter. So why not do it safely?



## LAUGHS FOR LEADERS

A young student was asked to speak at a service one evening. "I'm up here to talk to you," he began. "You folks are sitting out there to listen. If any of you finish before I do, would you please raise your hands?"

\* \* \*

Fixing his eyes on the dentist's face after climbing into the chair, the judge stated boldly, "Do you solemnly swear to pull the tooth, the whole tooth, and nothing but the tooth?"

\* \* \*

The children were away visiting their grandparents for the weekend. Their parents had just begun a quiet Sunday breakfast.

"I really miss the kids," the mother said with a sigh.

"Me too," replied the father. "Why don't you knock over my coffee and rub jam into my hair?"

Thomas LaMance  
Prewitt, New Mexico

English Nostalgia: When you find the present tense and the past perfect.

\* \* \*

Do you want to relax totally undisturbed? Buy a phoneless cord!

\* \* \*

What the average man wants to get out of his car is his teenage son.

\* \* \*

In 1902 a fellow wrote a mail order house. His letter stated: "Please send me one of the gasoline engines you show on page 878. If it's any good, I'll send you a check."

Shortly after he received a letter from the same business, which read: "Please send a check. If it's any good, we'll send you the engine."

Martha Beckman  
Granada Hills, California



"HEY LISTEN TO THIS... 'IN THE CASE OF A BEAR ENCOUNTER REMAIN MOTIONLESS AND PLAY DEAD'... THEY ACTUALLY BELIEVE THIS JUNK!!"...

## Round & Round

By Alan W. Farrant

This puzzle will have you going in circles! All words used refer to sports and games. The last letter of each word is the first letter of the next word. Example: Football, Lineman

### What Is the Word?

1. Moving with motion in water.
2. To win, play this game with as few strokes as possible.
3. Take your rod and reel for this sport.
4. Large rooms used for various indoor sports.
5. An enjoyable winter sport.
6. A pronged spear for catching fish.
7. Stadiums.
8. A game popular in England with rules similar to our football.
9. A skate with wheels.
10. A lightweight implement used for striking balls.
11. You need a ball, a racket, and a partner for this game.
12. Wind pushes against an extension of canvas to propel this through water.
13. A bicycle built for two or more.
14. A person, animal, or object adopted by a team for good luck.
15. A group on one side, as in football.
16. A person who directs a team or athlete.
17. Form of football played in England, named after a school.
18. Mechanically driven small ship—sometimes used in race.
19. Sleds.
20. To place oneself in position to start running in a race.
21. Fast pace of a horse.
22. Competitive running according to rules.
23. A light frame covered with paper and having a balancing tail.
24. Horseback riders.
25. One of two poles used to elevate wearer above ground for walking.

### ANSWERS:

Set, 21. Trot, 22. Track, 23. Kite, 24. Equestrians, 25. Still, 14. Mascot, 15. Team, 16. Manager, 17. Rugby, 18. Yacht, 19. Toboggans, 20. stands, 8. Soccer, 9. Roller, 10. Racket, 11. Tennis, 12. Sailboat, 13. Tandem, 1. Swimming, 2. Golf, 3. Fishing, 4. Gymnasiums, 5. Skiing, 6. Gig, 7. Grand-



## Devotions for Boys

# A Shelter in the Storm

By Rev. Lauren W. Orchard

**T**hey were lost, and the sky was getting dark. The wind was blowing the falling snow so hard no one could see.

Mike looked at his friends, Steve and Ward. They, too, were afraid. Something had to be done immediately! But what?

Their Royal Rangers outpost had come to Chain O' Lakes State Park for a weekend winter camp-out. The park was great for tobogganing and tubing down the hillsides.

While exploring the park the three boys had decided to follow a lakeside trail. They didn't head back immediately when it began snowing, and now they were lost.

Steve started to panic while trying to find camp in the dark. Ward wanted to sit on the trail and wait for a search party. Mike agreed a search party would come. Yet they had to have shelter.

A storm off Lake Michigan could last days and drop several feet of snow. Together they backtracked to a rock ledge outcropping they had just passed. Beneath the ledge was dry and sheltered from the wind.

Quickly the boys gathered dead twigs and branches. Mike had matches in his pocket from starting the breakfast fire. With a good fire burning, they all began to feel better.

Ward had his Swiss Army survival knife with a saw blade, so he began cutting pine branches to lay on the ground. Mike and Steve collected more firewood to keep the fire in view so they wouldn't get lost again.

Warmed by the fire they realized they would be okay for the night. After checking their pockets and Ward's belt pack, the boys found enough junk food to last a day or more. All they could do now was wait for morning.

With the wind howling above and the fire warming their faces, Mike remembered how his uncle Marv always focused on God's care for them.

"Guy's, I don't know the verses, but I know the Bible talks of God being a shelter in a storm and hiding someone in the cleft of a rock," Mike said.



"I'm glad for this shelter God made for us, and I know we don't have to worry. God will see us through the night."

With that the boys stoked the fire, talked, laughed, and dozed while the storm raged. They were confident the outpost leaders would find them in the morning.

Sure enough the boys, still keeping

warm by the fire, were found by their commanders. Mike felt better knowing God had watched over them.

Mike and his friends learned some valuable lessons during that camp-out. God always watches over those who love Him. And never venture away from the outpost while on an outing! ❄️

## The Strike Eagle

**C**raig, Mike's cousin who lived in Colorado, was proud of his model. The paint, decals, and every detail made his F-15 fighter jet model his best ever.

The Trailblazers were discussing aviation with each other. They were responsible for making models and giving a 7-10 minute researched talk about a specific aircraft. In February they would visit the Air Force Academy near Colorado Springs.

Carefully, Craig sat his F-15 on the shelf. He was anxious to show his plane and to share how it performed in Operation Desert Storm. Everyone

liked the way it looked. Lieutenant Commander Rice gave Craig a pat on the back and a "great job" thumbs up.

Suddenly, Craig's friend Tom and another guy named Jeff started shoving and fighting. Tom fell backward, knocking the F-15 off the shelf and smashing the model beyond repair by stepping on it.

A low growl escaped Craig's throat as he lunged toward Tom. With a sickening "thud," Craig's head hit Tom's face. The commanders jumped in and began pulling the boys apart. Tom's nose was bleeding and his eye red. Craig wanted to cry as he picked up the broken pieces of his model plane.

Neither Craig nor Tom spoke to each other the rest of the meeting. Even during devotions both boys remained angry. As the chaplain prayed to close the outpost meeting, Craig



realized he was wrong. Immediately at the "amen," he began to speak:

"Commander, I need to say something!" With the commander's nod he continued. "I've been angry because Tom broke my model. I even hit him. I was wrong. He broke my plane, and I broke our friendship. I can make another model, but I'll never find a friend like Tom." Craig paused and looked at his friend. "Tom . . . I'm sorry."

There's not much more to be said about that meeting. Tom bought Craig a new model, and the two are best of friends. Oh, yeah, Tom gave Craig a new nickname: Strike Eagle!

## Try, Try Again

**B**ewildered and frustrated, Craig sat on the cold rink. He had tripped on his skate tips again and was very discouraged.

*Why should I bother learning how to skate anyway?* he thought as he slowly got up, wobbling and trying again.

Wham! Thud! Thump! Down again he went. But this time someone was under him! Carefully, he knelt back and looked. It was Christy, the prettiest girl in his class at school.

Embarrassed, Craig's face turned deep red. Helping Christy to her feet, he stammered: "I'm sorry. Are you okay? I'm trying to learn how to skate, but I keep falling. Maybe I should just quit!"

"Don't give up just because you fell," said Christy. "You won't learn unless you keep trying. Come on, Craig. I'll help you."

Craig learned a lot about himself that evening. He learned that doing something well meant trying again and again until it was right. He learned to accept falling down as the price for learning to stand up. The positive motivation he received from Christy's smile didn't hurt the learning either!

When returning home, Craig told his dad Marv about Christy and learning how to skate. "Dad, I actually skated quite well," Craig said. "I wanted to skate with Christy without falling, and I did it."

"That's great, Craig!" his dad replied. "You wanted to do something, you had a reason for doing it, and you kept trying until you did it. Life is filled with opportunities to keep trying. Even our Christian lives have to be lived by trying and trying and succeeding to live for Christ one day at a time.

"No one is perfect," Marv continued. "But if you love the Lord and keep trying to live for Him day by day, you'll find you *can* do it. Besides, He is able to keep you from falling," Marv concluded as he pointed toward heaven. (Read Jude 24.)

## Asked of God

**B**ooks under his arm, Mike began the four-block walk home from the bus stop. Tired from a tough day at school, all he wanted was to grab some cookies and a soda and to relax.

Suddenly, Mike realized he was being followed. Six older teenage gang members were swiftly walking up behind him. He knew their "colors" from school but wondered why they were in his neighborhood.

Without warning two more gang members stepped out of the alley ahead of him. Mike was scared. He wanted to run but knew they would catch him. Afraid, he prayed and kept walking. The eight guys circled him and pushed him up against a building. Mike was being recruited to join

the gang. No one ever turns them down!

"Mike? Mike! I thought you were coming straight home, son," said a 6-foot 4-inch, 240-pound, muscular-built man. The giant of a guy walked between the gang as they parted. "We've got work to do," the man continued. "Leave your friends and let's go!" The huge man placed his arm around Mike's shoulder and began to walk. The gang didn't say a word!


Still astonished and a bit scared, Mike asked the man who he was and how he knew his name. "I'm Sam White, former linebacker for the Chicago Bears. I saw you at the game last fall and spoke with your mother.

"I sensed you were in trouble. So, being a Christian, I wanted to help. I don't think these guys will bother you after today."

Mike and Sam talked all the way home. Mike told about praying for help and thanked Sam for coming to the rescue. Sam told Mike he had relatives living in his neighborhood and promised Mike he'd stop by to see him again.

After arriving home Mike couldn't wait to telling his mom what had happened. His mom showed him the Scripture passage she had read during devotions that morning:

"But I call to God, and the Lord saves me. Evening, morning and noon I cry out in distress, and he hears my voice. He ransoms me unharmed from the battle waged against me, even though many oppose me" (Psalm 55:16-18, NIV).

Again Mike realized how good it is to know God hears and answers prayer. 

## Stake a Claim

**We need your help in depleting the NRTC debt! Please invest in an acre or more of land at the National Royal Rangers Training Center--Eagle Rock, Missouri.**

I will invest in \_\_\_\_\_ acre(s) of land for the NRTC at \$500 an acre. (A claim conveys no legal interest.)

I will pay my pledge of:

☐ \$540 per acre within 1 year (12 monthly payments of \$45)

☐ \$600 per acre within 2 years (24 monthly payments of \$25)

☐ I will give my offering of \$\_\_\_\_\_ to go toward the development of the NRTC.

**Amount Enclosed:** \_\_\_\_\_ **Account #001-01-035-4001-000**

**Name** \_\_\_\_\_

**Mailing Address** \_\_\_\_\_

**City** \_\_\_\_\_

**State** \_\_\_\_\_

**Zip** \_\_\_\_\_


*Return Coupon To:*

**ROYAL RANGERS; 1445 Boonville Ave.; Springfield, MO 65802-1894**



# WANTED

## FCF MEMBERS



**Are you preparin'  
fur tha 1992  
National FCF  
Rendezvous? Itz  
jest round tha  
Karner!**

*1992 National FCF Rendezvous  
For members of the  
Frontiersmen Camping Fellowship*

**Date:** June 23-27, 1992  
**Place:** National Royal Rangers Training Center  
Eagle Rock, Missouri  
**Price:** Young Bucks \$ 20, Old-Timers \$ 25


If you haven't already, join FCF. It's a elite group of boys and men who are Royal Rangers spiritual leaders. Ask your commander how to become an FCF member.

APPLICATIONS FOR NATIONAL FCF RENDEZVOUS DUE TO DISTRICT  
COMMANDER OR FCF PRESIDENT APRIL 1, 1992

(MOUNT AS POSTER IN OUTPOST)



***Do you really know about  
the deaf world? Are you  
doing anything to minister  
to those who are deaf?***



# Camp

"What's wrong?" asked the counselor in sign language. "Would you like to pray about something?"

With tear-filled eyes, Johnny looked up and signed, "Jesus died on the cross for me!" Nothing was wrong. Everything was just right. Johnny realized Jesus had died on the cross for him. So that night Johnny invited Jesus into his heart.

Johnny had just made the wisest decision of his life. He then learned why the other deaf children always

returned from camp so happy.

## ***About the Deaf World***

Maybe you've seen deaf people in a restaurant or at the mall. If deaf people are signing to each other, they can be identified. But if they aren't, you would have a hard time picking them out of a crowd.

Deaf people can do anything you or I can; they just can't hear. They're not "broken." And they don't view themselves as "needing to be fixed." They are perfectly comfortable without hearing.

All deaf people aren't the same either. They are unique individuals. If a person could hear then somehow become deaf, they would probably want to hear again. But this isn't the case with some deaf people.

Most deaf people are content to be deaf. They don't sit around being sad because they can't hear; they like being deaf!

In a video series entitled *An Introduction to American Deaf Culture*, by M.J. Bienvenu and Betty Colonomos (The Bicultural Center; Riverdale, Maryland), a group of deaf people were asked, "If you had the choice to have an all-hearing world or an all-deaf world, which would you choose?" The deaf people unanimously chose the "all-deaf world."

They commented on the good things that could happen if the world were made up of all deaf people. One example was that everyone would know sign language, which would eliminate many of the communication problems deaf people face.

## ***Deaf People Need Jesus Too***

There are thousands of deaf children across America who don't know Jesus as their Savior. But who will tell them about Jesus? Who will learn their language then tell them?

You yourself can help deaf people receive the gospel of Jesus Christ. Here's how:

● **By Praying.** Pray that God will send the Holy Spirit to prepare the hearts of deaf people to accept Him as Lord and Savior.

● **By Giving.** Perhaps your Royal Rangers outpost would like to give money to enable the Deaf Culture Ministries of the Assemblies of God. This will help us reach deaf people with the gospel of Jesus Christ. If you want to participate, please send your offerings to Deaf Culture Ministries (account number 7044051); 1445 Boonville Avenue; Springfield, Missouri 65802-1894.

● **By Going.** One of the first steps in taking the gospel to the deaf is learning sign language. One boy said: "After I learned to communicate with the deaf, I realized I could share the gospel with them. It's the same as learning a foreign language and learning about a new culture of people without leaving the United States."

You, too, can learn sign language. Begin by learning how to sign the letters of the alphabet. It's fun!

Like Johnny, deaf people want to share with others. They want to be loved and accepted by others. They need a friend. They need someone to talk to about Jesus. Won't you help?

***Want to learn more about the deaf world? If so, return this coupon in a stamped envelope.***

- ☐ I would like to learn more about deaf people.
- ☐ Please send information about Deaf Culture Ministries of the Assemblies of God.
- ☐ I would like to receive the pamphlet *Talk to the Deaf*.

Name \_\_\_\_\_

Address \_\_\_\_\_

City \_\_\_\_\_

State \_\_\_\_\_

Zip \_\_\_\_\_

***Deaf Culture Ministries; 1445 Boonville Avenue; Springfield; Missouri 65802-1894***



# Major bummer!

An ongoing series about Jonathan B. Flounder

By Rev. Robb Hawks, national productions coordinator

The sun beat down on Jonathan's head as he hiked down the trail. It had been a few months since his first Royal Rangers camp-out had ended in total embarrassment. At the time Jonathan thought he would never go to another Rangers event.

But here he was again. If the commander and the other guys hadn't cut him some slack about his big lie . . . well, let's just say there were many other things Jonathan could be doing.

"Alright, boys, here we are," Commander Bob called out. Jonathan pushed past the other boys in front of him and looked down to the beautiful lake.

"Remember, boys, this is a survival camp-out," the commander continued. "It's a long way to the nearest well, so use your water sparingly. Everyone get with your partner and prepare your shelter. Okay, let's do it!"

With that order the boys spread over the field and into the woods. Jonathan teamed up with Shelton. Shelton was an alright Ranger, Jonathan thought. Shelton really seemed to have his act together.

"Yo, Jonathan!" called Shelton. "You collect some branches, and I'll get some sticks. We can get a shelter built in no time."

"Why bother?" questioned Jonathan. "The sun's shining; the weather's warm. Let's go swimming!" Shelton thought for a moment then agreed.

The boys raced down to the lake, pulling their shirts off as they went. With a few kicks of the feet, off went their shoes. After a short pause to pull off their socks, into the lake they went. The water was great and

quickly cooled them off.

From the distance suddenly came the frantic blow of a whistle along with the faint words, "Get out of the water!" It was Commander Bob.

"We'd better get out," said Shelton.

"Bummer!" responded Jonathan. "This dumb camp-out was just getting fun. Let's ignore him and make believe we couldn't hear him."

"Nah, we can't do that," replied Shelton. "It'd be wrong to disobey, then even worse to lie about it. I'm getting out." Shelton waved to the distant figure of Commander Bob, who was standing at the top of the hill aggressively waving back.

"Bummer, bummer, triple tuna bummer!" Jonathan muttered under his breath as he got out of the water. "You're a real wimp, Shelton," Jonathan said snidely as he took his first step onto dry land. Shelton glared at Jonathan.

Suddenly, Shelton's eyes popped open wide in shock. Quietly he pointed over Jonathan's shoulder. Jonathan turned around and watched in growing horror as an alligator, at least 12 feet long, slowly slithered by.


It wasn't until they had run to the top of the hill that Jonathan and Shelton realized they had left their shoes and socks at the water's edge. As they caught their breath, they had a good laugh at each other then decided it was time to start dinner.

The two teenagers opened their small survival kits. "Hmm, it looks like we're going to starve," said Jonathan. "I don't know what to do with any of this stuff."

"Yeah, me either," echoed Shelton. "But there should be something to eat around here. We don't want the other guys laughing at us, do we?"

"No way! I had enough of that on the last camp-out," Jonathan said.

The two went in separate direc-





tions in search of something to eat. Jonathan wandered down to the lake and found their shoes and socks. He also found Jamie, another Ranger. Jamie was fishing with a line and a small hook he had packed in his survival kit.

Jonathan returned to the campsite and found a blazing fire. Shelton was busy flattening out a small piece of tinfoil onto a frying pan. Jonathan sat beside him and watched in fascination. He was impressed. Shelton worked quickly with the tinfoil then placed the pan over the fire.

"What's for dinner?" Jonathan asked.

"Frogs," was Shelton's simple reply. Quickly, Shelton took a small board off a rusty can he had found and poured the contents into the pan.

"I bought it off Jamie down by the lake. It's the only fish anyone's caught, and now I have it," Jonathan said with pride.

"I don't think that was right, Jonathan," Shelton said. "This is supposed to be a survival camp-out."

"Yeah, and I know how to survive. It's survival of the richest. He had a fish, and I had a dollar. He wanted the dollar, and I wanted the fish. That's how you survive in the *real* world."

The two set out to clean and cook the fish. But by the time they had finished, little was left of it.

"You go ahead and eat it," Shelton said with his nose curled up. "After all, you paid for it. Besides, it's so small it looks like bait."


Jonathan picked up the tiny fish by

boys jumped to their feet without saying a word and ran down the hillside to where the commander was camping. As they came sliding in, they noticed all the other boys were there too.

The storm raged for hours then left. Commander Bob managed to get a small fire going, which warmed their souls but did little for their soaked bodies.

Morning finally came, and rays of sunlight split the sky. The outpost broke camp and headed back to the van. They had a long hike ahead of them.

All the boys were so excited they had "survived" the big storm. Jonathan was not so sure how he felt, though. But every step he took "solidified" his feelings.



Four small frogs toppled out and landed on the foil. Jonathan looked at Shelton as Shelton smiled real big.

"Haven't you even heard of eating frog legs?" asked Shelton.

"Yeah, but I thought they were a little bigger than these," Jonathan replied.

Without warning the frogs began jumping out of the pan. Shelton and Jonathan quickly caught them and tossed them back into the pan. Again the frogs jumped out. This repeated itself until the boys started laughing and gave up.

"I guess we will starve tonight," laughed Shelton.

"No way, dude. That'd be a bummer I couldn't stand," replied Jonathan as he dug into his packet and pulled out a tiny fish.

"Hey, where'd you get that?" Shelton ask bewildered.

the tail and slowly lowered the whole thing into his mouth. He chewed a little then quickly swallowed. *So much for dinner*, he thought.

As the sun set Shelton pulled out his survival blanket and wrapped it around himself. Jonathan hadn't wanted to spend the money for a survival blanket, so he had brought a huge plastic garbage bag instead.

As they sat huddled around their fire, a drop of water hit Jonathan on the head. He looked up only to be smacked in the eye with another. In a few moments it was raining cats and alligators. The lightning lit the sky, and the thunder roared through the woods.

Shelton peaked out from under his survival blanket. Jonathan had climbed into his trash bag, and now only his eyes and nose could be seen.

The storm unleashed its fury. The

"Uhhh," Jonathan moaned in pain. He was sick. Real sick! His stomach felt like that fish he had eaten was trying to swim back out his throat.

"What's wrong?" Shelton asked.

"I think I'm going to. . . ." And with that Jonathan did. And he did it again and again.

"Well, Jonathan," Shelton said with a smile, "you've sure left a trail through the woods we can follow if we ever want to come back!"

"Come back? You're sicker than I am," Jonathan said weakly as he gripped his stomach. "Bummer. Super deluxe, extra large with anchovies major bummer!"

*This episode is based on a true story about a Trailblazers survival camp-out Commander Hawks experienced in 1982.*



**E**ight young men were presented the national Royal Ranger of the Year award July 23 in Springfield, Mo., after winning competition on their regional levels. They had emerged as winners among more than 100 competitors.

The Royal Rangers of the Year came to Springfield to attend the special awards luncheon at the Assemblies of God headquarters and to tour the Ozarks. General Superintendent G. Raymond Carlson and National Commander Ken Hunt presented the winners their awards.

The 1991 national winners are Bill Lenzi, Great Lakes; Greg Tabor, Gulf; Lee Glance, North Central; Jonathan Renker, Northeast; Kristopher Ratzlaff, Northwest; Jeffrey Andersen, South Central; Kevin Hawley, Southeast; and Mehujael Lepe, Southwest.

Bill Lenzi, 17, attends Tri City Park Tabernacle in Granite City, Ill. He has been in Royal Rangers for 12 years. Greg Tabor, 17, attends Ridgeway Assembly in Memphis, Tenn. He has been a Royal Ranger for 11 years. Lee Glance, 17, of First Assembly in Hannibal, Mo., has been a Royal Ranger for 12 years. Jonathan Renker, 18, has been a Royal Ranger for 6 years. He attends The Cornerstone Church in Cheshire, Conn.

Kristopher Ratzlaff, 17, who has been in Royal Rangers for 13 years, attends Lake City Assembly in Medical Lake, Wash. Jeffrey Andersen, 18, attends Calvary Assembly in Waco, Tex. He has attended Royal Rangers for 13 years. Kevin Hawley, 17, a Ranger for 8 years, attends First Assembly in Hickory, N.C. Mehujael Lepe, 17, attends Maranatha Evangelistic Center in South Gate, Calif. He has been a Royal Ranger for only 3 years.

**Bill Lenzi:** "I feel the Royal Rangers program has given me more than I can pay back. Now I want to finish up my leadership training and become a leader. I'd like to become an area commander and begin pushing the Royal Rangers ministry in my area and outpost as well."

**Jeffrey Andersen:** "Royal Rangers has really helped me spiritually. One example is the spiritual boost I get at Pow Wows. It's a neat feeling to pray for a younger boy and see him filled with the Holy Spirit. I then realize God is awesome and can do anything."

# '91 Ranger of the Year Winners



*Standing: Jonathan Renker, Kevin Hawley, Nat. Deputy Comm. Paul Stanek, Nat. Comm. Ken Hunt, Lee Glance. Seated: Jeffrey Andersen, Kristopher Ratzlaff, Greg Tabor, Bill Lenzi, Mehujael Lepe.*

**Greg Tabor:** "At church one day my mom saw a guy from my church receive the District Royal Ranger of the Year award. She told herself she wanted her son to one day do something like that. So she got me interested in earning awards."

"Because I stuck with it, I now have more confidence in myself. I used to be the type of person who could easily be influenced. If I hadn't become a Ranger, I believe—being the type of person I was—I would have lost out with God by being influenced by friends. Royal Rangers has really helped me spiritually."

**Mehujael Lepe:** "Before joining Royal Rangers I started to get away from the Lord. I was becoming rebellious and started doing bad in school. But when I joined Royal Rangers, my attitude began to change. My thoughts toward school started changing, and I began growing spiritually. When I began attending campouts and earning advancements, my faith in God began to increase. I started seeing different miracles through the Lord. That really changed my life."


**Lee Glance:** "During a difficult time in my life, I began earning awards and advancing in the program. By doing so I learned a lot about prayer, God, and myself."

"Royal Rangers will continue to be

a big part of my future, because to whom much is given much is required. I don't feel the Lord would give me any kind of responsibility, recognition, or talent if He didn't expect me to use it."

**Kristopher Ratzlaff:** "Becoming Royal Ranger of the Year has opened a lot of doors for me. For example, I recently attended one Pow Wow then went to a kids camp, where I was a counselor for 3 weeks. Soon I'll be attending another Pow Wow in my region. Every morning when I get up, I just pray that the Lord will give me strength to be His testimony."

**Jonathan Renker:** "I think the Royal Ranger of the Year competition has prepared me for the job world. By standing in front of three men, waiting for me to perform a skill or to say something spontaneously, it helped build confidence in myself. And now I have the chance to encourage others and to be a role model to others."

**Kevin Hawley:** "Royal Rangers has given me a lot of self-confidence and a purpose in life. I started with three goals in Royal Rangers: to earn the Gold Medal of Achievement, to become Royal Ranger of the Year, and to become a commander. I've accomplished two of these goals and have had a big taste of the third." 





By Raymond Bottom

**W**inter nature hikes are just what the doctor ordered to escape the house and prevent boredom. And to make the winter hike even more interesting, it can be planned with a group of friends—Royal Rangers.

Map out a route that has abundant plant or animal life. Prepare to spend 60-90 minutes on your hike. Dress for the weather, and reward yourself after the hike with a cookout. Roast some hotdogs and marshmallows and prepare hot chocolate!

Here are a few interesting hikes you can take:

1. During early January take a "bare tree trip." This hike will help you develop skills in tree identification. Without leaves tree identification is much harder. It will take a good field guide and careful watch and study to identify and to properly name the trees on your route.

2. When there is snow on the ground, a tracking hike can be fun and adventuresome. Follow the tracks, using your best detective work, to unravel the stories the tracks tell. Identifying tracks will help you determine the kinds of wildlife that live in your community. You can also determine where the wildlife live and discover insights to how animals survive during the cold winter season.

3. Freshly fallen snow offers the chance for investigating and fun without leaving your yard. Look at

snowflakes under a magnifying glass. How many sides does a snowflake have? After your observation can you agree with scientists that no two snowflakes are exactly alike?

Try your hand at drawing a few snowflakes you observe under your magnifying glass. Feel and taste the fresh snow. If the snow is clean, try making ice cream. Your parents or grandparents could help you with the proper ingredients. Think of several other experiments you can try with snow.

4. Later in the winter is an excellent time for a bird observation hike.

You will see a host of familiar winter residents and a few early arrivals from the south.

The birds are still practicing their winter survival skills. But they are responding with greater activity to the call of spring. Your observation skills, sharpened by the winter hikes, will help you notice the changes in birds and plant life as well.

By the end of winter you'll know that this season, like all other seasons, can add greatly to your knowledge and pleasure. Have fun learning about nature!



## '92 National FCF Rendezvous

- ✓ If you're a member of the Frontiersmen Camping Fellowship ...
- ✓ If you enjoy frontier games, relays, contests, and tournaments ...
- ✓ If you like to dress up in FCF costumes, shoot black powder rifles, hawk throwing, and knife throwing ...
- ✓ If you want to be a part of FCF's 25th anniversary celebration ...

... then attend the 1992 National FCF Rendezvous

**Date:** June 23-27, 1992

**Place:** National Royal Rangers Training Center  
Eagle Rock, Missouri

**Price:** Young Bucks \$20

*Don't Miss the Chance of a Lifetime!*





# Stranded!

By K. M. Leet



**S**tartled, Ken glanced up quickly. He heard the throb of a heavy engine even through thick layers of his scarf. Crusty snow crunched beneath him as he headed for the highway.

Ken had bundled up and gone outside to struggle with his disappointment. *What a miserable way to spend Christmas Eve*, he thought. Ken was snowed in at an isolated country house with his grandparents. He had been there for 3 days now, waiting for his parents' arrival.

As Ken marched ahead, he caught sight of a faint beam of headlights, which cut through the haze of blowing snow. Ken watched alertly. He'd heard earlier on the radio that the highway was impassable.

Whatever was moving on the highway was large and heavy, inching along through the blizzard. Ken felt puzzled. The bulky shape was too long to be a snowplow. *What other vehicle could be up there on the icy, drift-covered road?* he wondered.

Suddenly, Ken heard the sickening sound of metal scraping against metal.

The large, dark object suddenly disappeared from the highway.

Ken began to run as fast as he could. As he lifted his legs high, he stumbled clumsily through drifted snow. Finally, Ken reached the highway. The guardrail was smashed, and all that was visible were tire marks.

Ken began to hear voices calling to one another. He looked down the embankment and saw a tour bus turned sideways, its headlights glistening along the snow-deep field.

Ken made his way down the hillside toward the bus. Passengers were wandering about bewildered. They seemed okay, but the driver had cuts on his face and arms.

"Listen everybody, my grandparents live across the field," Ken shouted as he pointed into the distance. Come with me. You'll be safe there."

Ken gathered the disoriented passengers and guided the injured driver. The distance back seemed much longer, but Ken prayed steadily. At last they reached the house. Ken's grandfather Howard rushed to call for

help.

Grandmother Martha searched for extra blankets, bandages, and hot water. Ken arranged the passengers close to the fireplace and carried in extra logs for the fire.

Most of the passengers recovered quickly. Ken's grandmother bandaged the bus driver and helped him get comfortable. Once everything was calm Ken and his grandparents gave the group hot cocoa and freshly baked cookies.

The evening seemed endless. When the medics finally arrived with fresh supplies, Ken felt exhausted. He was glad to let the trained men and women take over.

Martha gently touched Ken's shoulder. "It's midnight," she told him softly. Startled, Ken glanced at the old, wooden mantle clock. It was officially Christmas! Howard picked up a worn, black Bible and offered it to Ken.

The bus passengers hushed all around him. The medics paused in the midst of their chores. Ken's grandparents sat close by.

Ken began to read in a strong, clear voice. When he had finished, a passenger softly began singing "Silent Night." Soon everyone joined in. With tears streaming down their cheeks, they all sang song after song.

By Christmas night the blizzard had long stopped, and the roads were again passable. The bus driver and passengers had been safely escorted away.


Holding the outside door open, Ken stood in the doorway staring at the black, starry sky. Perhaps tomorrow his family would arrive, he thought. They'd exchange gifts and cook a huge meal and share a wonderful family time, all the things that were a part of Christmas.

Then the thought dawned on Ken that he had already had a very special Christmas, full of thankfulness and caring. He had shared the truest meaning of Christmas with strangers stranded in the night.





# Comedy Corner



"I've got the laziest rooster in the world," the farmer told his neighbor.  
 "How's that?" the neighbor asked.  
 "Each morning at dawn he waits until some other rooster crows, then he just nods his head."

\* \* \*

There's a new toy on the market called the Energy Saver. When you plug it in and push the "on" button, it turns itself off.

\* \* \*

A flea circus may be a good act, but it takes termites to bring down the house.

\* \* \*

The aviation instructor, having delivered a lecture on "How To Parachute," ended by saying, "And if it doesn't open, well, gentlemen, that's what is known as jumping to a conclusion."

\* \* \*

The elevator operator set one person to thinking. The rider asked, "What would happen if the cables to this thing broke. Would we go up or down?"

"Well," replied the attendant, "that depends entirely on what kind of life you've led up to now."

\* \* \*

Two ancient philosophers were having a deep discussion one day about where the sun goes when it sets. They pondered the subject all night, then finally it dawned on them.

\* \* \*

"I found a way to arrange my garden so it won't need watering," said a farmer to his neighbor.

"Oh?" responded the neighbor.  
 "How's that?"

"I planted onions and potatoes in alternate rows. The onions will make the potatoes' eyes water, which will irrigate the soil."

Martha Beckman  
 Granada Hills, California

## Sundial

By John and Bonnie Eller



**F**or thousands of years people have been making time pieces. The first clock was the sundial. Here's how it works:

As the sun moves across the sky, it casts a shadow from the objects on the ground. By noting the positions of those shadows during the day, the relative time of day can be determined.

The shadow stick is probably the most simple type of sundial. It may be a crude time-teller, but it does work without needing to know anything technical.

### How To Make


1. To make the shadow stick sundial, first locate an existing pole that's erect—such as a fence pole, a telephone pole, a street sign, or just a

stick in the ground. The pole should have plenty of clearing so other objects won't interfere with the sunlight.

2. Starting at daybreak, at the beginning of each hour, place a marker at the end of the pole's shadow. If you miss a few hours during the day, you can mark them on another day. (Note: Markers can be made from wooden stakes by writing numbers on them—see illustration. If you are marking on concrete, use paint or a crayon instead of chalk. Chalk will wash away.)

3. Test the accuracy of the shadow stick. Is it still telling correct time after a week, a month, or during winter or summer?

Remember if you set the sundial for standard or daylight saving time.





# YOU'RE PREPARED FOR SURVIVAL

with Official Royal Rangers gear



**Lensetic Compass.** Includes luminous direction digits and needles. 2 x 2 3/4"  
08AZ1051 \$6.25

**Silva Starter Compass.**  
Features a millimeter scale, 5 degree graduations, red/black North and South lines, and an orienting arrow for a "red to red" needle match. 08AZ1052 \$8.25

**Jackets.** Rugged navy blue jacket features the official Royal Rangers emblem embroidered in white and gold on upper left chest. Details include overlapping pockets and shoulder loops with single-snap epaulets. Knit trim cuffs and waistband. Zippered front. 100% nylon with 100% polyester lining.

#### Jacket with Quilted Lining.


Adult Small	08AZ0293	\$36.95
Adult Medium	08AZ0294	\$36.95
Adult Large	08AZ0295	\$36.95
Adult X-Large	08AZ0296	\$36.95
Adult XX-Large	08AZ0292	\$36.95
Adult XXXX-Large	08AZ0286	\$45.95

#### Lightweight Jacket (Unlined).

Boys M, 10-12	08AZ0267	\$23.95
Boys L, 14-16	08AZ0268	\$23.95
Adult Small	08AZ0269	\$28.95
Adult Medium	08AZ0274	\$28.95
Adult Large	08AZ0275	\$28.95
Adult X-Large	08AZ0276	\$28.95
Adult XXXX-Large	08AZ0251	\$41.95



**Royal Rangers Buck Knife Folding Hunter.** This premium knife features a woodgrain handle firmly forged in a one-piece brass liner. Tough brass handle ends are rounded for a better feel in your hands. Royal Rangers emblem is engraved on front. Length closed is 4 7/8"; clip blade is 3 3/4". Black genuine leather sheath is about 2 x 5 1/2" with back loop to slip your belt through. 17AZ0213 \$49.95



**Royal Rangers Buck Knife Esquire.** Here's a good solid blade with positive locking action, yet it's less bulky than other knives. Stainless steel with a handsome birchwood handle. Royal Rangers emblem is engraved on front. Length closed is 3 3/4", drop point blade is 2 3/4". Black genuine leather sheath is about 1 1/2 x 4 1/4", with back belt loop. 17AZ0214 \$43.50



**Rangerlite Buck Knife.** An affordable knife with a large, 3" clip blade. Royal Rangers emblem is silk-screened in blue on the red nylon sheath. Length closed is 3". 17AZ7162 \$26.95



**Coleman Night Sight 4.** Wide-beam portable fluorescent light is a big help outdoors and ideal for home or auto. White light for general use; flashing red and amber lights for emergencies. Attached wrist holder. 7 1/4". Requires 4 AA-cell batteries, which are not included. 08AZ1033 \$9.95

**GPH GOSPEL PUBLISHING HOUSE**  
1445 Boonville Avenue  
Springfield, MO 65802-1894

Call Toll Free **1-800-641-4310**  
((\$5 Minimum))

Prices are subject to change without notice. Add postage and handling: Less than \$10.00, add 15%; \$10.00-\$49.99, 10%; \$50.00-\$99.99, 8%; \$100.00 or more, 7%. Add state sales tax if applicable: MO, 5.975%; CA, 6%. Please include signature, number, and expiration date when ordering with MasterCard or VISA.



The new **Royal Rangers Specialty Catalog** displays the equipment shown here and even more gear for all your adventures—outdoors and in! Get your **FREE** catalog. Request catalog 75-2074 when you phone in your order, or write to GPH.