

HIGH
LEADER
EDITION

ADVENTURE


A Royal Rangers Magazine For Boys

SUMMER 1993

**HANG ON TO
THE SKY**

**ROYAL RANGERS &
THE INNER CITY**

**FLOAT THE
MISSISSIPPI**



Cover Photo by Michael Warren

High Adventure

SUMMER 1993

Hang on to the Sky

3

Rascal's Rangers

6

Hiking the Missions Trail

8

Major Bummer

10

Float the Mississippi

12


Doing What's Right

13

KEN HUNT, National Commander/Director of Publications
MARSHALL BRUNER, Editor
DONNA JESTER, Editorial Assistant
LARRY BANGLE, Art Director
RON DAY, Layout

KEN RIEMENSCHNEIDER, Secretary, Men's Ministries
TERRY RABURN, National Director, Division of Church Ministries

HIGH ADVENTURE—Volume 23, Number 1 ISSN (0190-3802) published quarterly by Royal Rangers; 1445 Boonville Avenue; Springfield MO 65802-1894. Subscription rates: single subscription \$1.75 a year; bundle (minimum of five subscriptions, all mailed to one address) \$1.50 a year. Copyrighted 1993 General Council of the Assemblies of God, Inc. Gospel Publishing House. Printed in USA second-class postage paid at Springfield, Mo. POSTMASTER: Send address changes to *High Adventure*; 1445 Boonville; Springfield, MO 65802-1894.


MEMBER  EVANGELICAL PRESS ASSOCIATION



Page 3

High Adventure

HANG ON TO THE SKY



By Michael Warren

It's midafternoon on a windy, 3,500-foot summit above Sylmar, California. Joshua, 14, takes in the view below the launch ramp. More than 2,000 feet below is the landing zone. From here, it looks like a postage stamp. A mixture of fear and excitement starts his adrenalin flowing.

Today he'll be hang gliding for the first time, in tandem with instructor Matt. Matt assembles the glider while Joshua puts on his harness. The black, cocoon-like contraption will suspend him from the glider in a prone position. It also contains his emergency parachute. Matt gives a few final instructions, then they practice how they'll run together at take-off.

For 2 weeks—ever since he took his first hang-gliding lesson—Joshua has been dreaming about this moment. He says he's not afraid, only excited. But as he and Matt approach the ramp, his breathing becomes anxious.

For a moment they balance the glider against the wind. Joshua says he's ready. They race down the ramp. In an instant the mountain falls away from their feet. They're flying.

From the mountaintop we watch as the glider floats out into the distance. A quarter mile away, they find a thermal (a warm updraft). They circle in the rising air, gaining several hundred feet, then turn back toward us, passing overhead like a brilliant


orange bat wing. They shout a triumphant hello at those of us who are still earthbound.

A Centuries-old Dream

Held aloft by invisible laws of nature, Joshua has achieved one of humankind's loftiest goals—flight. It's been dreamed about for centuries, but only recently has this kind of flying been possible. Modern hang gliding only began in the 1970s. And it was very risky.

It is still a risk sport, but improvements in glider design and the growing experience of pilots have taken much of the danger out of soaring. Today's gliders are almost idiot-proof. Even if the pilot takes a midair nap,

Joshua on simulator



" THEY TOLD ME AS LONG MORE THAN 90 POUNDS, I

the glider will float to the ground at a steady 15 mph or so, traveling 10 horizontal feet for every foot it descends.

"It's the safest form of general aviation," says Bob, an experienced local pilot. All pilots must be certified. They also carry two-way FM radios, altimeters, and variometers that show descent or climb.

"Variometers alert you if you're in a thermal, because after you get 3,000-4,000 feet off the ground, you can't easily tell if you're going up."

Katherine, who once flew 164 miles in 9 hours, says hang gliding has taught her to be more safety conscious. "I'm probably 10 times more observant now than I was before. It's made me a lot more self-confident. There's nothing like being totally responsible for your own safety. Hang gliding has made me so much more careful. I always wear my seat belt; I always watch for safety."

Mike, one of the pilots who rode with us to the top of the mountain, first flew at age 16 in 1975. "Back then the gliders were kits, really. We didn't know what we were doing. A 360-degree turn was a radical maneuver. Now you do them in every flight."

Radical maneuvers have always interested Joshua. He settled on hang gliding as his adventure sport of choice after attempting to skydive and

parasail. He was too young for the first and had to get his parents to join him at the second.

"They were too chicken," he says. "So I just called the hang-gliding shop one day. They told me as long as I weighed more than 90 pounds, I could go."

In preparation for today, Joshua spent an afternoon in class (part of it hanging from a simulator) and an afternoon on a 50-foot bunny hill, where he learned how to hold the glider and how to land.


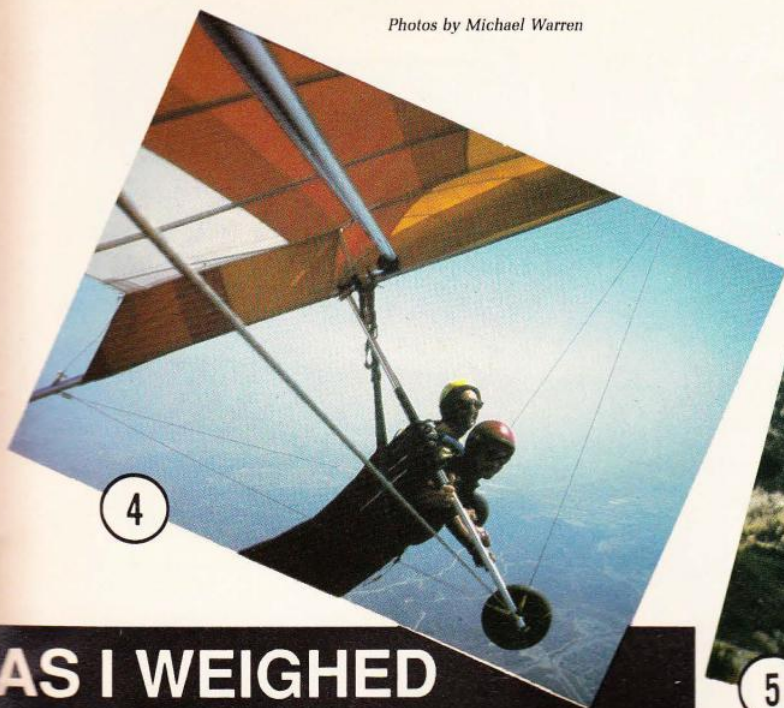
"It looks like it's going to be light, but it's not," he says. "And the wind has such a great influence—it pushes the glider side to side. You have to control it and not let it control you."

"You shift your weight to the right if you want to go right," Joshua says, "and to the left if you want to go left. You push the control bar down to your waist or hips if you want to go into a dive. And then you push it above your head if you want to go into a stall. You're not really hanging onto the bar—that's not what's holding you up. There's a harness you wear that hooks up to the glider."

It's free to jump off a mountain, and the gas mileage is superb, but hang gliding it not cheap.

"By the time you get done with lessons and the purchase of equipment, you're probably \$5,000 poorer for that experience," Katherine says.

- ① **Takeoff at Kagel Mountain, Sylmar, California**
- ② **Joshua and Matt taking off**
- ③ **Joshua and Matt soaring**
- ④ **Joshua and Matt above city**
- ⑤ **Joshua and Matt on landing approach**
- ⑥ **Joshua and Matt landing**
- ⑦ **Get-together after the flight**



AS I WEIGHED I COULD GO."

That's part of the reason so few teens are involved in the sport.

Joshua is saving up for a glider, which will cost him about \$3,000. He plans to have the money by the time he's 16 so he can drive himself to the hang-gliding spots. (His mother drove today.)

Later this year he plans to take his first solo flight. And eventually he wants to learn aerobatic flying and fly in Yosemite. But for now, swooping around in the sky above Sylmar is enough.

Back to Earth

Joshua's glider is fast disappearing in the vast sky, so we drive down the mountain to see him land. We arrive just in time. The glider passes overhead as it approaches the sand wash. Josh and Matt seem to be descending more quickly now, and soon they're approaching the target. We run toward them as they touch down. After congratulations we sit in the landing zone and talk about the flight.

At first, Joshua says, "It kinda looked scary because the ramp looked a lot steeper than it really is. When we ran off, it was as if we were dreaming, like it wasn't really real."

The first few turns caught him by surprise: "I started getting a little nauseous, and I told Matt, and he said, 'Okay, you can steer for a while.'"

They weren't the only hang gliders

in the air today. They got close enough to shout at some of the other pilots.


"We had to make sure not to run into anyone," Joshua says. "Before you turn to the left, you've got to look to the left. You've also got to watch your shadows, because sometimes you'll see two shadows, and that'll mean there's someone above you."

Their top speed was about 35 mph, but "I kept wanting Matt to go faster," Joshua says. "I didn't really get to go as fast as I wanted to, but you know how it is."

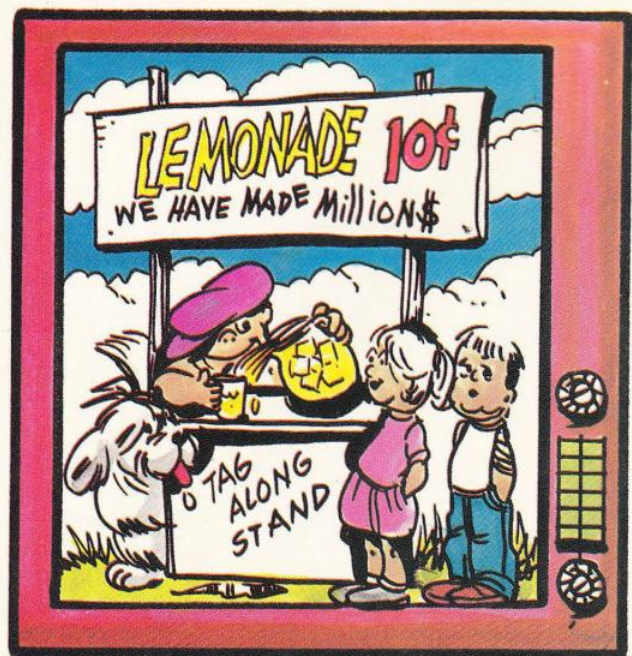




Matt says: "He was pretty cool. There was a little bit of heavy breathing as we were on the ramp. That's pretty normal. If someone's not a little anxious, I think there's something wrong. It's usually 10 minutes before someone gets queasy, but we stayed up for a good 45, 50 minutes."


Next time it will be longer, Joshua says. "I just like being free. I like going fast. I like the wind just going across me, my clothes flapping. It was great, it was excellent, and I loved it. It's a real rush."

For more information about hang gliding, contact the U.S. Hang Gliding Association, 559 E. Pikes Peak Ave., Suite 101, Colorado Springs, CO 80903, or phone (719) 632-8300.





NOTE: The above article was not based on a Royal Rangers activity nor is it a recommended activity.





HERE'S HOW...



COPY-ROBB HAWKS ART-ANDY DAVENPORT PE

It's coming soon!

Are you getting ready for

The 1994 National Camporama?

National Royal Rangers Training Center
Eagle Rock, Missouri

July 11 - 15, 1994 Cost: \$125

Start preparing now. Think of ways your patrol can raise money to attend this grand event.

- Cool water activities
- Hiking
- High and low - ropes courses
- Rifflery
- Hot Air Balloon Rides
- Colorful Evening Pageants
- Special guest speakers
- MORE, MORE, MORE



HIKING The MISSIONS TRAIL

ROYAL RANGERS & THE INNER C

By Virgil C. Kling, III
With Shirley Brock

Do you have to be careful about the colors you wear to school each day? I recently spent time with four Royal Ranger boys that do. They live in inner city Chicago. Their lives are different in many ways. Let me introduce them: Cedric, Mario, and Osaze are Trailblazers; Christian is a Pioneer.

Their clothes must be of a different color than those worn by the gang members at their school and community. If they aren't, here's what could happen: For example, they can't wear red and black to school if there's a gang there whose gang colors are red and black. If they do gang members may stop them and ask them what the colors mean. If they can't tell, the gang may beat them up.

Gangs are common to the inner city. Inner-city Chicago has two main gangs. Both have "territories" that distinguish and separate the two. Also, the gangs have their own rules they follow.

These gangs have an identity only common to them. When boys join a gang, their leader gives them materials they must memorize. And if a new gang member does something that violates the code of that gang, he will be punished. The first time a gang member makes a mistake, he is shot in the leg. The second time he may be killed.

It's not uncommon to hear gunshots in the neighborhoods. Murder, theft, drug dealing, and other crimes are common to the streets of the inner city. Imagine what it would be like

Photo provided by Virgil Kling



Left to right—Virgil, Cedric, Osaze, Mario; one in front—Christian

to go to a church that is fenced in for protection. The boys of Outpost 229 know what it's like. Think how you might be afraid because you have to go to a school where guns and drugs are common. Many boys in inner-city Chicago are fatherless and whose homes have been broken apart by drugs and neglect.

To Cedric and many other Rangers there, the inner city is all they know. They've never had a life without the familiar surroundings described above. They've never had a house surrounded by grass—only a home nestled between many others and sidewalks. They've never seen mountains or oceans. They've never lived on a small farm or a big ranch. They've never lived outside of Chicago.

Cedric, Mario, Osaze, and Chris-

tian have something most boys in inner-city Chicago don't, though. They have a personal relationship with Jesus Christ. And they do have the chance to be Royal Rangers. That's because their Sunday school teacher, Mr. Jones, told them about Royal Rangers.

Mr. Jones had gone to a Royal Rangers National Training Camp. When he came back, he told his class all about Royal Rangers. It sounded exciting and different, so the boys decided to join. Then they began to bring their friends to church with them, who also joined Royal Rangers.

Royal Rangers is popular in inner-city Chicago because it's like a special "gang." The Royal Rangers uniform and its colors, the Pledge, the Code, and the Motto play an important role in this group of Christian

HIGH ADVENTURE LEADER

SUMMER 1993
A Royal Rangers Magazine For Leaders



One-on-One

The Need To Lead

By Terry Raburn

2

News

4

Your Outpost Planning Guide

6

Crafts

By David and Ammie Craun

11

They Need Us

By Dick Gruber

12

Protecting Hand

By Paul Stanek

13

Devotions

By Lauren Orchard

14

Amazing! Simply amazing. I thought while standing with thousands of believers, praising God in San Paulo, Brazil, November 1990. As a member of the Prayer Task Force team there, I was speechless. It is difficult to express such feelings of ecstasy, having never experienced something of this magnitude.

The praise continued to swell, often subsiding to softer measures. Then—as though directed by an invisible conductor—the beautiful sound crescendoed again in unison to unbelievable proportions. Surely God was at work, accomplishing His will through the prayers of the saints.

My mind turned to the Day of Pentecost and the sounds that emanated from the Upper Room. Present that day were God's people, receiving what He was pouring out. One thing is for sure: The world has never been the same.

What I read about in the Book of Acts . . . is wonderful. What I saw in Brazil . . . is great.

But my heart's cry to God for America is, "Oh, for the sounds of Pentecost once again!"


General Superintendent G. Raymond Carlson has recognized this need. During the 1993 General Council in Minneapolis, Minnesota, he is calling for united prayer—a Prayer Task Force. The Men's Ministries Department is striving to enlist 500 non-voting delegates for this call. Prayer time will begin each day at 6:00 a.m. and go uninterrupted until 10 p.m. There we will gather in what will be called "The Upper Room."

Commanders, our Fellowship needs as many of you and your wives as possible to join in this great task. If you can participate, please contact Benny Ferguson at the national Light-for-the-Lost Office. Let him know when you can be there and the times you will be available.*

May history record this event as another Azusa Street revival, which prompted the establishment of the Assemblies of God. It can. It will . . . if we take seriously the call of the Spirit and respond through intercession.

Ken Hunt
National Commander

*For further information write or call Benny Ferguson; PTF chairman; 1445 Boonville Ave.; Springfield, MO 65802-1894; (417) 862-2781.



By Rev. Terry Raburn

Rev. Terry Raburn is national director for the Division of Church Ministries. He began his ministry while in high school and has since served as evangelist, youth pastor, D-CAP, pastor, missionary, and secretary for the national Youth Department.

Leading boys to the Lord is the most urgent need before us today. God has commissioned us to touch these young men at the time in their lives they are most receptive to Jesus Christ.

Statistics prove there is less than a 15 percent chance young people will experience salvation if they pass through this age unsaved. What a startling truth! Therefore, we must approach our task with the resolve that our "need to lead" has been placed in our hearts and souls by God.

In 2 Timothy we see a pattern that could have occurred between a Rangers leader and one of his boys. Verses 3 and 4 of chapter 1 reveal Paul's heart and compassionate burden for Timothy, his figurative "Ranger." Paul states that he prays for his young friend, recalling the boy's tears.

The power of this revelation is that Paul is touched by the feelings, hurts,

and emotions of his protégé. The adult cannot just "do his ministry" with this boy; he must act out of concern and spiritual interest. He doesn't want the boy to grow up in life or ministry thinking no one cares. Sympathy and empathy drive Paul to be a friend and mentor to Timothy.

This should be true today. I see too many trying to do ministry just because it "is the thing to do." Somehow, they are trying to earn brownie points with someone, or even God, by struggling through their distasteful task of working with children or youth. That is never successful! We must work from a pure heart out of pure motives.

The Need To Be Understood

In verse 5, of the same chapter, Paul communicates to Timothy that he understands where Timothy is coming from in terms of family, history, and culture. In this particular case the heritage was positive, the history good. This is not always true today.

However, we must make an effort to understand the makeup of a boy, his reasons for his behavior, and the influences which produced his personality. If we can get a glimpse of a boy's history, often we can understand his present actions, motivations, and mental frame of reference.

God can take a positive past and reinforce it to produce a mighty tool for man. God can also take a tragic past and use it to transform a problem boy into a promising adult. We have seen many hurting children and teens touched by God and changed into marvelous examples of His love, grace, and productivity.

I talked with a young man just a few weeks ago who had been abused as a child but is now in Bible college, preparing for the ministry. He told me God used his memories of horror as an example of all the things that are wrong with this world. He added that he wanted to make sure those things never happened to his kids or to anyone with whom he worked. I marveled at the way God had taken his negative history and used it as a positive example.

Paul was ready to move ahead in

Need To Lead

teaching Timothy when he understood his past. Applied to today, we leaders can move forward in leading the boys of this time only after we take the time and make the effort to understand their background.

The Need To Be Touched

There is an interesting process mentioned in 2 Timothy 1:6. Paul states that the gift of God working in Timothy started at "the laying on of my hands."* I think Paul knew he could not disciple and inspire Timothy by remote control. He had to touch him in a positive, productive, and righteous way.

There are many suspicions in our present world concerning "touching." The very fact that we have to be so careful sickens me. But let's not let the devil and his perverts rob us of a powerful ministry tool—the holy touch! Don't be afraid to shake hands, pat the backs, or hug the necks of Rangers. Help them hold their knives and hawks. Guide their hands as they tie their knots. Lay your hands on their heads while they pray together. Pure, nonthreatening touching is extremely healthy and affirming for boys. We must be careful, though, to keep all things above reproach. Never let sin be found in our ranks. We must do the right touching for the correct reasons.

Timothy's gift of ministry burst into flame after Paul touched him. In the same way, Rangers will blossom into maturity as a result of being touched by our ministries and lives.

The Need To Be Released

Verse 7 starts with the concept that God takes over where our ability—our touch—ends. After we have done all we can, there is still much that needs to be accomplished. What do we do then? Release that Ranger to God. God can continue His work through another servant or through His Holy Spirit.

It is a mistake to try to keep a student in school forever. There always comes a time for "graduation." Yet, we dread that moment and often put it off as long as possible. Some even refuse to allow it to happen and, thereby, cage their youth in a prison of restrictions.

Paul realized he had to surrender

his young friend to God. God had to have the freedom to advance Timothy to new levels of life and ministry. Timothy had to have the freedom to grow and to expend to his fullest potential.

Our Rangers also need room to move out into ministry when they are ready. That is one of the most impressive truths of the Gold Medal of Achievement. It releases the boy from the ranks and enters him into leadership. We must continue that!

The Need for Holy Examples

"So do not be . . . ashamed of me his prisoner" (2 Timothy 1:8). This verse applied to the present states: Boys need men they can admire. Not titles, or reputations, or situations . . . but flesh-and-bones men to watch and emulate.

Paul was in prison. He didn't want Timothy to admire his circumstances, nor was he ashamed of them. He was careful to point Timothy in the right direction in terms of what mattered. "Join with me," he said.

Paul was the example. Everything else was beside the point and irrelevant.

Some men today want a job boys can be proud of, or an education, or athletic ability—all of that is good, but which misses the real need. Boys look up to the men themselves, not the things around the men. A boy will not care about the financial level of his outpost commander or if he was a professional football player. The boy will only care that his commander loves him, is patient with him, helps him, and shows him the way to Jesus.

"I am not ashamed, because I know whom I have believed, and am convinced that he is able to guard what I have entrusted to him for that day," Paul writes in 2 Timothy 1:12. That should be our desire. We can show boys a right example by being men of integrity and character ourselves and, then, point them to the Master Ranger himself, Jesus Christ. That's the example they need.

The Need for a Future

2 Timothy 1:13,14 reads: "What you heard from me, keep as the pattern of sound teaching, with faith and love in Christ Jesus. Guard the good deposit that was entrusted to you."

Paul was trusting Timothy with the future of the Church. We, likewise, must trust our boys after we have done the best we can to train and disciple them in the things of God.

We have to allow our Rangers to move into their future and trust them to do a good job. If we impede them, they will become frustrated, some disillusioned, and desert the battle. They need a future to look forward to with anticipation, excitement, and faith. The last great fight we can give a boy is his future and our approval to go for it!


The Need for a Team

Finally, Paul demonstrates the truth that more can be accomplished through cooperation than by a single, lone Ranger. "May the Lord show mercy to the household of Onesiphorus, because he often refreshed me" (2 Timothy 1:16). In 2 Timothy 2:2 Paul writes, "And the things you have heard me say in the presence of many witnesses entrust to reliable men who will also be qualified to teach others."

Paul understood the job was larger than himself. It was even bigger than his lifetime. Therefore, he made sure to teach Timothy to keep the work going, then pass it to others who would keep it going even after Timothy was gone. What powerful foresight and faith! God was going to win people for generations, and Paul wanted to make a contribution that would last through them all.

It is easy to become so intent on our own efforts that we forget there is much ministry going on beyond our reach, even beyond our lives. The most lasting need we can meet is to demonstrate the value of being part of something greater than ourselves, our church, or our town. Teach boys they are part of an "eternal plan"—not just a Wednesday night meeting.

This explains the importance of maintaining good relationships with pastors, district leaders, national leaders, as well as others who work in Rangers.

Together—and only together—we can reach this entire generation. Stop trying to do it all and be a part of the way it all will get done! 

**Scripture verses cited from the New International Version*

National Council Reflects an 'Unfinished Task'



By Randy Claunch, South Central
Region public relations coordinator

Five days of meetings in Springfield, Mo., echoed "An Unfinished Task" as leaders met for the 1993 National Royal Rangers Council in March.

About 260 district, regional, and national leaders gathered to discuss methods for better reaching America's boys for Christ. The Acts 20:24 theme emphasis was reflected through the repeated need to reach the inner cities and to better equip leaders for the Decade of Harvest challenge.

Along with workshop training on inner-city outreach, plans were announced to develop a national strategy for targeting cities with the Royal Rangers ministry. One such endeavor was voiced by Fred Deaver, national Frontiersmen Camping Fellowship president, who stated FCF plans to raise funds in 1993 for inner-city ministry.

The missions thrust was continued with discussions on upcoming trips to Spain and Holland to train leaders and one to Mexico for a Pathfinders church construction trip. Path-

finders is a new FCF church construction program established in 1992.

Further concerns to help our fellowman were monetarily expressed when more than \$4,500 was collected. More than \$1,200 was given by councilmen to assist Leon Wills, South Central Region coordinator, to help him with medical costs incurred from his recent illness. Another \$3,050 was pledged to the *Revivaltime* scholarship fund following an evening of ministry by the *Revivaltime* Choir. Also, the commanders' wives, who had accompanied their husbands, raised nearly \$300 for kitchen utensils for the National Royal Rangers Training Center.

The challenge of "An Unfinished Task" was brought to focus by National Commander Ken Hunt as he spoke to 300 plus people at the opening service, held March 18.

"We are living in the last days before the coming of Christ," Commander Hunt stated that evening. "That's why we're

here today: to talk about the unfinished task. No sum of money or time is too great to restore the lives of young children. It's time to pray and to intercede for the spiritually dead boys of this world. Restoring lives; that's what Royal Rangers is all about. It's time we get busy."

The service was preceded by 2 days of National Executive Committee meetings and a day of standing National Council committee meetings.

The following day 20 National District Leadership Seminar workshops, equaling about 12 hours of concentrated training, were offered. Topics such as child abuse prevention, suicide prevention, leadership motivation, and leading boys to the infilling of the Holy Spirit were taught.

The NDLS is held biannually in conjunction with the National Council. The day ended with a late evening sing-inspiration presented by the *Revivaltime* Choir.

During NDLS and council sessions, the 71 women who

accompanied their husbands kept busy as well. They participated in such activities as crafts, a ladies breakaway, prayer and share time, a luncheon hosting guest speaker Mae Carlson, and a trip to Branson, Mo.

The council business session started on March 20 with a devotion from Rev. Everett Stenhouse, assistant general superintendent of the Assemblies of God. Among the reports that followed was the presentation of the new, long awaited *Royal Rangers Leaders Manual*. Also discussed was the new *Adventures in Camping* handbook. Both publications are available through the Gospel Publishing House.

Another new publication mentioned is the *Frontiersmen Camping Fellowship Handbook*. Further noted in the making is the new 52-week *Buckaroos Leaders Planning Guide*, to be completed this fall. It was announced that new *Pioneers* and *Trailblazers* handbooks will be forthcoming in 1995.

A highlight of the council session was the discussion of the upcoming 1994 National Camperama. A poll taken that day indicated that nearly 5,000 boys and leaders may attend. The dates approved for this colorful event are July 11-15, 1994—to be held at the National Royal Rangers Training Center, Eagle Rock, Mo.

Objectives discussed by Paul Stanek, national deputy commander, portrayed the upcoming event packed with colorful pageants, activities, and special guests—all of which should intrigue any boy.

Noted that day were plans to enact the Light-for-the-Lost Junior Councilmen program by June 1. This missions program for Royal Rangers 9-17 years old was endorsed by the National Royal Rangers Council and the Light-for-the-Lost Convention last year.

The business session that day ended with the Silver Eagle Banquet, which was attended by about 370 guests and councilmen. Keynote speaker was General Superintendent G. Raymond Carlson.

"God give us an awakening today," was the challenge given by Brother Carlson. "America needs an awakening and a touch of God. We need to give America Jesus."

The banquet concluded after 46 district leaders were awarded the Silver Eagle Award for their outstanding service to Royal Rangers. Devoted men such as these and the thousands of Royal Rangers commanders across this nation and in 55 other nations are indeed taking seriously the unfinished task of reaching boys for Christ.

News Briefs

By D. Edson

• *The Royal Rangers Leaders Manual* is now available! This \$13.95 manual offers up-to-date information that will make it easier for men to become leaders. It includes a detailed chapter on uniform guidelines as well as four-color photos. There's even an expanded chapter on awards and recognition and information on inner-city ministries and child and substance abuse. Item Number: 02-1037.

Also available is the new *Adventures in Camping* for boys. This \$7.50 handbook shows Royal Rangers how to have a comfortable and safe camping experience. It includes four-color art posters on nature study plus star charts, star maps, and tips on winter camping. This handbook also appears in the *Royal Rangers Leaders Manual* to provide convenient resources for leaders. Item Number: 02-1036.

Both manuals are available through Gospel Publishing House. To order call toll free 1-800-641-4310.

• The revised *Leadership Training Course* is now available, which has page references to the new *Leaders Manual*.

The LTC teaches Royal Rangers leaders to reach, teach, and keep boys for Christ. It includes these five sections: Organization and Advancement, Understanding and Counseling Boys, Coordinating Your Royal Rangers Meetings, the Camping Program, and Teaching and Communication. It also includes test questions on "Child and Substance Abuse," which appears in the new *Leaders Manual*. It comes bound by a colorful three-ring binder. Item Number: 08-0740

• Also being revised is the *Frontiersmen Camping Fellowship Handbook*. It includes new material plus four-color photographs and the new FCF song. Cover art includes two paintings by Fred Deaver, national FCF president. Item Number: 02-1048

• The national Royal Rangers Office is developing new handbooks for the Pioneers, Trailblazers, and Air-Sea-Trail Rangers programs. These handbooks, now being written, should be available mid-1995.

• *On Course* is a new magazine published quarterly just for teens, and it's free! It is published by the national Postsecondary Education and Youth departments. The quarterly periodical features hard-hitting articles on such topics as the myth of safe sex, abuse, family relationships, finding a summer job, financial aid for college, sports, steroids, and music.

On Course is distributed to teens through Assemblies of God churches. To get a free quantity each quarter, contact the General Council Postsecondary Education Department; 1445 Boonville Ave.; Springfield, Mo. 65802-1894. Phone (417) 862-2781, ext. 4335.

• Rev. Charles W. H. Scott, 88, former assistant general superintendent of the Assemblies of God (1957-1971), died at Maranatha Village in Springfield, Mo., January 3. Brother Scott was the one who suggested the name "Royal Rangers" for this ministry. He was a great supporter of our ministry. He served 18 years as an executive presbyter then became assistant general superintendent for 14 years before his retirement in 1971.

Brother Scott is survived by his wife Gertrude, who resides in Springfield, Mo.

• Evangel Temple's Outpost 38 in Columbus, Georgia, has been collecting aluminum cans and has raised almost \$500 for world missions since the fall of 1991. Money went to FCF world missions outreach, to Latin America ChildCare, and to other world missions efforts.

• Outposts 8 and 97 of Millville, N. J., and Outpost 18 of Bridgeton, New Jersey, were able to share the Royal Rangers ministry while participating in an environmental awareness

program that showed the community how to enjoy camping without hurting the outdoors. Demonstrations included how to pick a good campsite, how to properly build and extinguish a fire, and lashing techniques. Royal Rangers literature was passed out to the community in an effort to involve boys in the Rangers ministry.

• In 1992 Outpost 103 in Griffin, Georgia, collect more than 500 canned goods that were given to the homeless for Christmas. The outpost was so excited with the success of the project they decided to start a 1993 canned food drive with a goal of collecting 1,000 canned goods. Already 15 restaurants and grocery stores have agreed to help with the drive.

• James Jenkins, Buckaroos lieutenant commander for Outpost 24 in Adrian, Mich., says he was finally healed from an injury he sustained as a child. According to Jenkins, when he was 3 months old, he fell headfirst out of his bed. The fall caused brain damage that affected the right side of his body. Surgery to correct his turned-in foot stunted the growth of his right leg and foot.

However, Jenkins says that while attending his district Pow Wow last year, God healed him! His right leg grew to the same length as his left leg, and his right foot grew from a size 6½ to a size 8.



"REVEREND SMITH ALWAYS SEEMS TO KNOW WHERE TO CATCH THE BIG ONES."

Your Outpost Planning Guide

Straight Arrows Program

By David and Marie Brecheen

June: Living in the Bible Lands

Overall Approach—Help your Rangers understand what life was like for Jesus as a boy. As you present the materials, encourage each boy to pretend he was living during that day.

1st Week—Their Homes. We know the materials used in the homes varied with the area in which they were built. Tell the boys what a “mezuzah” is and where it was placed. Many homes consisted of only one room, but many had several rooms and a courtyard. Share with the boys that the courtyard was much like our patios today. During the dry months the families worked and lived in the courtyards, like many do today.

Scripture verse this week: John 14:2.

2nd Week—Their Clothing. Ask your boys how they think the boys dressed when Jesus was a boy. Do they know men and boys dressed just like the women, in what was called a “tunic”? The Straight Arrows would be interested to know that the women weaved their own cloth to make their clothes, just like the Pilgrims did when they came to America. A head covering was worn, but by whom? Describe what kind of shoes they wore. Mention there was a difference in the kinds of clothes the average family wore from those worn by the wealthy. Show the boys pictures of what people looked like. Most Sunday school material and church library reference books should have pictures of the clothing.

Scripture verse this week: Proverbs 27:26.

3rd Week—Their Food. The type of food the Galileans ate depended upon how poor or rich they were. Those who were poor ate very simply—hard loaves of bread, cheese, milk, figs, and dates. Explain how the food was prepared by the mothers (both poor and wealthy), where they got the food (there were no food stores in those days), and how and where the food was prepared. Explain what the boys ate for breakfast and when they ate their main meals. Tell how the food differed—and by how much—for the people who lived along the rivers and lakes.

Scripture verse this week: Job 24:5.

4th Week—The Marketplace. Take the boys on a mental trip to the “mall” of the Bible days. It was really a marketplace. Describe where the marketplace was located, what took place there, who went there, and why they went. Tell how the marketplace differed in the small towns versus the large ones. Children liked to go to the marketplace because they heard stories

of faraway places from the camel drivers and merchants. The kids also liked playing at the marketplace.

Scripture verse this week: Psalm 104:14.

5th Week—The Galilean Party. This week have a Galilean meal. I suggest a “Galilean party”—a fish fry. Some other foods you could serve are lamb, chicken, grapes, raisins, dates, figs, olives, and rolls. Have the boys dress up in costumes that would look like those worn during Bible times. The boys will enjoy this meeting!

Scripture verse this week: Matthew 15:36.

References this month: *A Picture Book Of Palestine*, by Ethel L. Smither; Bible dictionaries; Bible encyclopedias.

July: Tepee

Overall Approach—Help the boys imagine what living in a tepee was like for the early Indians. Illustrate using pictures or drawings, and set up a tepee if possible. Review past “Your Outpost Planning Guide” issues for further information on this subject.

1st Week—The Tepee. Because the Indians who lived in tepees were nomadic hunters, their homes had to be light and collapsible. We know that life for the Indians living in these tepees was regulated by very strict rules. Also, the tepee not only served as a home but as a church, too—Indians offered prayers to their gods. Each part of the tepee had a specific function. Review encyclopedias to learn about the functions of the tepee. Share what you have learned by drawing on a blackboard the inside setup of a tepee.

Scripture verse this week: Hebrews 13:17.

2nd Week—The Tepee. This week explain how the Indian tepee was made and how it was transported from one place to another. Your Straight Arrows may be surprised to learn that it was the women who actually made the tepees and who were in charge of erecting them. When preparing to move the women took down the tepee cover and folded it up. Next they took down the poles. The tepee poles were used to form a travois, and the covering was rolled up and packed onto it. Even the dogs were used at times to carry part of the tepee furnishings. Explain how many buffalo hides were needed to make the tepee and how many poles were used to erect it. Tell of the location of the fireplace. Review your lesson from last week on the setup of a tepee, then explain how the outside of the tepee was decorated.

Scripture verses this week: Exodus 12:37-42.

3rd Week—The Tepee. Describe what furniture the Indians had in their tepees. Explain what kind of beds they had and where they were placed. Also, tell where the warriors kept their equipment and altars. (Such facts about the warriors are of interest to most Straight Arrows.) Next illustrate how the women prepared and cooked their meals, where the meals were prepared, and how many meals the Indians ate per day. Living in a tepee was not as easy as one might think. Share the difficulties Indians had to face and why they had to relocate their dwellings from time to time.

Scripture verse this week: Genesis 9:3.

4th Week—Building Tepees. Prepare early for this lesson by gathering materials your boys can use to build their own miniature tepees. You can use construction paper, cloth, plastic, wooden sticks, glue, crayons, etc. Cut out all the assembly parts beforehand. (Keep the project as simple as possible.) After the boys have made their tepees, let them decorate their tepees with crayons.

Scripture verse this week: Acts 7:49.

References this month: Encyclopedias; *The Indian Tipi: Its History, Construction, & Use*, by Reginald Laubin; *Indians of the Plains*, by American Heritage Junior Library; *Concise Encyclopedia of the American Indian*, by Bruce Grant; *Tipi Life*, by Adolf Hungry Wolf; *Indian Homes*, by Keith Brandt; *The Indian How Book*, by Arthur Parker.

August: School

Overall Approach—This month's planning guide will discuss school, since some Straight Arrows will be starting school this fall. Remember to keep facts simple.

1st Week—"Bible School." Begin by explaining what school was like during Bible times. Tell how education differs from then and now. During early days parents were responsible for educating their children. Parents also trained their children about God's Word and how to provide for themselves (see Exodus 12:26, 13:8; Deuteronomy 4:5,9). The boys will be interested to learn what children were once taught during Bible days. Compare some of the subjects taught then to now.

Scripture verse this week: Psalm 25:4.

2nd Week—Colonial School. Describe what a schoolmaster was during the Colonial era and what the school looked like then. Not all colonial children went to school. Many lived too far from the schools. Many other children were from poor families and had to stay home to work on the farms. Many of those who did go to school had to walk several miles to get there. Share what subjects the students studied and what materials were used for study. Describe what a colonial school looked like and how long the students remained at school. Explain what they did for fun.

Scripture verse this week: Psalm 34:11.

3rd Week—Schools Today. Since some of your boys will be starting to school this fall, help them prepare for this new and exciting adventure. Invite a teacher to your meeting to explain what the boys can expect—the first day especially. For example, have the teacher describe what the classroom is like, what the students will be studying, and what they do at fun time. This presentation should be positive and upbeat.

Scripture verse this week: Matthew 7:29.

4th Week—Back-To-School Party. Plan a back-to-school party. Decorate the room as if it were a school—with banners welcoming them, school supplies, games, and refreshments.

References this month: *Encyclopedia of the Bible*, by Lion Publisher; *Unger's Bible Dictionary*, Moody Press; *Our America Geography & History*, A Beka Books; *Encyclopedia*.

Stake a Claim

Invest in an acre or more of land for the National Royal Rangers Training Center near Eagle Rock, Missouri.

I will invest in ___ acre(s) of land for the National Royal Rangers Training Center at \$500 an acre. (A claim conveys no legal interest.)

I will pay my pledge of:

- ☐ \$540 per acre within 1 year
(12 monthly payments of \$45)
- ☐ \$600 per acre within 2 years
(24 monthly payments of \$25)

Name _____

Mailing Address _____

City _____

State _____ Zip _____ Account #001-01-035-4001

Church to receive
World Ministries credit _____

City _____ State _____

Royal Rangers STAKE A CLAIM Pledge Form

Buckaroos Program

By David and Marie Brecheen

June: Space

Overall Approach—Take your Buckaroos on an adventure through space. This month let the boys explore space, discover what it is, and who has explored it. Complete the study with a spacecraft race. The Christian Character Trait this month is work/labor.

1st Week—Ask a boy what "space" is and he may tell you he does not know. So give the boys an understandable definition of space. The Bible tells us that in the beginning God created everything. Read the story of creation. This is the foundation of all knowledge of our world and that of space. Explain our solar system. See how many planets the boys can name. See if they know who walked on the moon. Explain the importance of the stars to our planet and how far away they are. Describe how a star differs from the earth. Ask the boys if they know that our sun is a star. Discuss why man wants to explore other planets.

Scripture verses this week: Matthew 11:28; Genesis 2:1.

2nd Week—Our Moon. Share about the space mission to the moon. In 1969 the *Apollo 11* spacecraft raced to the moon. For an interesting story about this race, refer to the fall 1990 *High Adventure Leader*, page 10. Describe the size of the *Apollo 11* and how many men it carried. Tell how far the moon was from earth and how long the flight to the moon took. Tell who first walked on the moon. Describe what the *Apollo* team found on the moon, what they left on the moon, and what they brought back with them. Explain how gravity on the moon differs from the earth's gravity. Search for an encyclopedia that has photographs of the moon walk, or write NASA and request photographs.

Scripture verses this week: John 6:27; Psalm 8:3.

3rd Week—The Planets and Stars. Explain that NASA has sent unmanned space probes to explore all the planets of our solar system except Neptune and Pluto. Share what the *Viking* found on Mars. Describe what the *Viking* looked like and what functions it performed. Also, explain what the *Pioneer* looked

like and what planet it explored. Tell how long it took to reach Jupiter then Uranus.

Scripture verses this week: Ecclesiastes 3:13; Genesis 1:16.

4th Week—Space Labs. Man hopes to one day erect space labs in outer space. NASA is presently studying how man can survive in a space lab and how such a lab could be put together. Scientists are trying to provide the medical know-how to enable men and women to work for long periods in space labs. Shuttle craft will serve as the main link for personnel and supplies to the space lab. Involve the boys in a discussion on what life would be like living in a space lab. During craft time involve the boys in building their own spacecraft. Models are available in many of the hobby shops. Also, boys can design their own. Give specific details on weight, length, etc., of the crafts if they are to be raced.

Scripture verses this week: Ephesians 4:28; Genesis 1:14,15.

5th Week—Craft Time. Allow time for the boys to complete their spacecraft. Each craft is to be on a string and propelled by gravity, wind, or even gas cartridges. If you choose not to hold a race, conduct a contest on the best-constructed, best-looking craft. End the evening with refreshments.

Scripture verse this week: Revelation 4:11.

References this month: *NASA Marshall Space Flight Center; The Astronauts*, by Random House; *The Planets*, by Random House; *Moon*, by Nelson Doubleday, Inc.; *Encyclopedia*.

July: Underwater Exploration

Overall Approach—This month introduce your Buckaroos to underwater exploration. Try to have as many visual aids on hand as possible. The Christian Character Trait this month is ambition.

1st Week—The Underwater. Begin the month by covering safety rules while swimming—reinforce the buddy system. For information on this subject, refer to the new *Royal Rangers Leaders Manual* and materials available from the American Red Cross. Next explain what swimming is like using a mask. Ask how many Rangers have ever swum underwater with a mask or a snorkel. Explain that some shallow underwater areas can be explored without a mask or a snorkel.

Scripture verse this week: Philippians 3:14.

2nd Week—Hidden Treasure. This week discuss the profession of diving. Explain that professional divers explore the bottom of the sea for its beauty, to map its contours, to study the sea life, and to obtain historical data. Many men have made a study of shipwrecks. With the use of modern electronic equipment they have found sunken ships. Tell what kind of equipment is used to explore a sunken ship and what is involved. Tell them about diving suits, diving bells, and minisubs (manned and unmanned). Explain who Jacques-Yves Cousteau is and what he has accomplished. Explain some of the objects that such underwater explorers have found and returned to the surface.

Scripture verse this week: Matthew 23:12.

3rd Week—Hands On. Bring to this meeting several pieces of scuba or snorkeling equipment. Explain the various purposes of the gear. Perhaps you can invite to the meeting a trained scuba diver. For additional information, refer to the *Pioneers, Trailblazers, Air-Sea-Trail Rangers Program* of this issue—see July, 3rd Week and 4th Week.

Obtain several library books on the world of the deep sea. Talk about the various types of saltwater fish. One interesting creature to study is the whale. Explain, for example, the distances the whale can travel and a bit about its characteristics. Perhaps you could read the Bible story of Jonah.

Scripture verse this week: 1 Chronicles 28:9, "Serve him with a willing mind."

8 High Adventure Leader

4th Week—Sea Rangers. This week invite a Sea Ranger or Sea Rangers leader to the meeting to discuss that program. Let that guest speaker explain what the Sea Rangers do during their meetings and what he knows about the world of the sea.

Scripture verse this week: 2 Corinthians 8:12.

References this month: *Royal Rangers Leaders Manual*; *American Red Cross*.

August: Hiking and Cave Exploration

Overall Approach—This month's planning guide will cover safety, hiking, and cave exploration. Do not take your boys cave exploring. Rather, explain what caving is, its excitement, and its dangers. The Christian Character Trait is convictions.

1st Week—Hiking. Almost every boy enjoys hiking. They like to blaze new trails whenever they can. Share about the different kinds of hikes one can tread. Involve the boys in a discussion on hikes they have taken. Have them explain what they believe the safety rules should be and what kind of dress and equipment should be used. (Give the boys as much time to discuss this as you can.) Then follow their comments with the proper response.

Scripture verse this week: John 8:9.

2nd Week—Hiking. This week plan a hike with your Buckaroos. Allow them to make suggestions, which will help develop their leadership skills and provide self-confidence. Discuss where you will go and what you will see. Send home with each boy a guardian permission slip and information about the hike. Have on hand some visual aids—such as photographs of plants or animals. Use these visual aids in discussing what the boys may see on the hike. (Note: The new *Adventures in Camping* has several pages on nature study you can use.)

You may want to invite some dads along in case you need extra help. Or you could hold a father-and-son hike.

Scripture verse this week: John 8:9.

3rd Week—Spelunking. Many people, known as spelunkers, explore caves as a hobby. This week discuss the thrill of this sport. Explain, using photographs or drawings, how caves are formed and what types of caves exist. *The Smaller Caves*: Caves can be found in most mountain areas, and most of them are not deep. Some have been formed by rocks tumbling down the hillside, forming a shallow cave. Share that long ago men once lived in caves; some cave dwellers painted stories on the cave walls.

Inform your boys of the dangers of exploring caves without proper equipment and adult supervision. Share that the dangers of smaller caves are numerous—such as caves being inhabited by wild animals and snakes. Note that people have become lost in caves or have even drowned in caves by a sudden influx of rain. While noting these dangers, however, leave the boys with the impression that caves are fun to explore.

Scripture verse this week: John 16:8.

4th Week—Caverns. Conclude your study of caves by looking at the really large caves called caverns. Many cavern parks exist in our country. Name a few, and explain what boys can expect to find in them. If a cavern is located near your church, share about the history of that cavern. Tell how caverns are formed. Explain what stalactites and stalagmites are and how they are formed. Tell what kind of mammal usually lives in caverns. Talk about the average temperature of a cavern. Share the information found in the *Pioneers, Trailblazers, Air-Sea-Trail Rangers Program* in this issue—August, 2nd Week. Now would be a great time to plan a field trip to a nearby cavern.

Scripture verses this week: Titus 2:11-13.

1993-94 ROYAL RANGERS SPECIALTY CATALOG



HIT THE TRAIL!



Backpack. Sturdy navy blue nylon bag with adjustable padded shoulder straps. Roomy zippered compartment holds bigger items; front zippered pocket holds smaller items. White Royal Rangers emblem on front. 5 x 12 x 15" **17MJ0358 \$19.95**

Jackets. Here's a jacket that goes everywhere you go, year around. Machine washable for your convenience, this navy blue jacket features the official emblem embroidered in white and gold on upper left chest. Details include zippered front, knit trim cuffs and waistband, overlapping pockets, and shoulder loops with single-snap epaulets. 100% nylon. Available with or without 100% polyester quilted lining.

Jacket with Quilted Lining.

Adult Small	08MJ0293 \$39.95
Adult Medium	08MJ0294 \$39.95
Adult Large	08MJ0295 \$39.95
Adult X-Large	08MJ0296 \$39.95
Adult XX-Large	08MJ0292 \$39.95
Adult XXXX-Large	08MJ0286 \$45.95


Lightweight Jacket (Unlined).

Boys M, 10-12	08MJ0267 \$27.95
Boys L, 14-16	08MJ0268 \$27.95
Adult Small	08MJ0269 \$29.95
Adult Medium	08MJ0274 \$29.95
Adult Large	08MJ0275 \$29.95
Adult X-Large	08MJ0276 \$29.95
Adult XXXX-Large	08MJ0251 \$41.95



Adventures in Camping.

Every Royal Ranger and commander needs to read and keep a copy of this revised guide handy. Making sure you have an enjoyable camping experience, this edition of **Adventures in Camping** includes new winter camping and survival tips, new information on map and compass orientation, constellation charts, a study of weather and its effects, discussions on forest fire prevention and conservation, full-color wildlife study posters, and much more. Paper. **02MJ1036 \$7.50**



Thermal Mug. This is the mug you'll want to use to keep your hot chocolate or coffee piping hot. It includes a no-spill cap and features a white Royal Rangers logo on the side. 22 oz. **17MJ0294 \$4.25**

Sports Bottle. Durable blue plastic beverage bottle is ideal for hiking, biking, or cooling down after any outdoor activity. Features a pop-open spout and a white Royal Rangers logo. 20 oz. **17MJ0344 \$3.95**



Royal Rangers Buck Knife—


Folding Hunter. Our premium knife features a woodgrain handle firmly forged in a one-piece brass liner. Tough brass handle ends are rounded for a better feel in your hands. Royal Rangers emblem engraved on the front. Length closed is 4 7/8"; clip blade is 3 3/4". Black genuine leather sheath is about 2 x 5 1/2" with back loop to slip your belt through. **17MJ0213 \$51.95**

Royal Rangers Buck Knife—Esquire.

Need a good solid blade with a little less bulk? Here's a knife for you, constructed of stainless steel with birchwood handle. Official Royal Rangers emblem engraved on front. Positive locking action. Length closed is 3 3/4", drop point blade is 2 3/4". Black genuine leather sheath is about 1 1/2 x 4 1/4", with back belt loop. **17MJ0214 \$43.95**

Rangerlite Buck Knife.

This Royal Rangers knife features the official emblem on the blade and comes with a black nylon sheath. Length closed is 4 1/4"; clip blade is 3". **17MJ7162 \$28.95**



Buck knives have established a tradition for their rugged beauty and famous edge-holding quality. Blades are rust-resistant and constructed of a high-carbon, high-chrome steel.




Hi-Tec Hikers. Whether you're hiking up a mountain, over sand dunes, or across town, Hi-Tec Hikers look good and feel great. Mocha brown with spruce trim, these suede leather uppers are easy-to-clean and durable for both men and boys. Other features include:

- Removable insoles
- Suede leather over-toe patch
- Steel shank
- Padded ankle collar
- Bellows tongue
- Cambrelle® lining
- Caron rubber lug outsole


Please state specific size when ordering.

Boys: Full sizes from 10 to 3. Half sizes from 4 to 6. **08MJ1047 \$32.50**
 Adults: Half sizes from 6 1/2 to 12. Full size 13. **08MJ1046 \$38.95**

Note: Hi-Tec Hikers are drop-shipped from manufacturer and require additional shipping time.



**H
I
K
E
R
S**



COMPASSES.

Introducing two compasses for the adventurous explorer.

Lensetic Compass. Includes luminous direction digits and needles. 2 x 2 3/4"
08MJ1051 \$6.50

Silva Starter™ Compass. Features a millimeter scale, 5 degree graduations, red/black North and South lines, and an orienting arrow for a "red to red" needle match.
 1 7/8 x 3 13/16"
08MJ1052 \$8.25



CANTEENS.

One Quart Plastic Canteen. Green polyethylene plastic with attached plastic screw-on cap. Cover available below. **08MJ1049 \$2.25**

Canteen Cover. Felt-lined olive green cotton canvas to fit One-Quart Plastic Canteen, 08MJ1049. Complete with web belt loop. **08MJ1050 \$2.95**

Two-Quart Desert Canteen with Strap. Green polyethylene plastic with attached plastic screw-on cap and handy adjustable shoulder strap. **08MJ1093 \$5.00**



Camper's First Aid Kit. Sturdy plastic kit contains scissors, roll of tape, soap, 1 oz. container of iodine, protective glove, cotton swab, lubricating jelly, eye pad, 9 bandages, 2 sterile pads, antiseptic towelette, Povidone-Iodine prep pad, 2 alcohol prep pads, and instructions. Kit size: 3 1/2 x 7 x 1 1/4"
08MJ0317 \$6.95




Hiker's First Aid Kit. Canvas zippered kit contains 5 bandages, roll of gauze, sterile pads, cotton, antiseptic towelette, roll of tape, antiseptic-germicidal ointment, alcohol pad, soap, antibiotic, and instructions. 3 1/4 x 4 3/8 x 1 3/4" **08MJ0318 \$4.95**



Survivo II® Survival Kit. All-in-one survival kit includes: Waterproof matchbox, S.O.S. whistle, fire starter striking flint, S.O.S. signaling mirror, and liquid filled compass. Comes with nylon lanyard. 1 x 4 5/8" **08MJ0319 \$3.95**

**VISA AND MASTERCARD
 ACCEPTED**

OUTDOOR ADVENTURE



Tents. Tents spell F-U-N for outdoorsmen of every age. You can set up these tents anywhere—your own backyard, at outpost camping trips, jamborees, retreats, anywhere! Choose from 5 sizes and styles, each with mesh-covered windows and doors. Each tent features nylon durable floors, special watertight coating, 3-season recommendation, and manufacturer's Lifetime Guarantee.

American Heritage. Green 9' x 12' straight-wall tent. "D" door gives you more privacy inside, more storage space, and more sleeping space. Aluminized steel frame with polycanvas roof and 5' nylon walls. Two windows. Sleeps 4-5.

08MJ1037 \$195.00

Two-Man Trail Tent. Navy 5' x 7' A-frame tent with rear window. Features Velcro™ flap closures and T-type door zipper. Aluminum poles.

08MJ1118 \$32.50

River Runner Two-Person Tent. White with yellow and green trim, 5' x 8' dome tent. Fiberglass poles and mesh roof panels. **08MJ1115 \$99.50**

Cornice IV Four-Person Tent. White with yellow and green trim, 8' x 8' dome tent. The 3 arch windows provide excellent ventilation and visibility and feature zippered nylon flaps. **08MJ1116 \$127.50**

Seescape Two-Person Tent. Bright yellow and blue, 5' x 9' tunnel-style tent featuring a vestibule with fly separation and 360 degree mesh panels for ventilation and visibility. A 2-pole stake-out tent which requires just 3 stakes for set-up. **08MJ1117 \$125.95**

Sleeping Bags. Enjoy sleep overs, camping trips, and other fun events with our quality sleeping bags. They're great for indoor and outdoor activities. Boxed corners allow zippers to go around corners easily. Each bag is insulated with Insul® 100 and can be laundered in a non-agitating washer.

Two Pound Junior Sleeping Bag. Fire red and sun yellow nylon taffeta outer cover with royal blue brushed tricot lining. Comfort rated for night temperatures above 40° F. 27 x 60"


08MJ1039 \$19.95

Three Pound Adult Sleeping Bag. Navy nylon taffeta outer cover with moss green brushed tricot lining. Comfort rated for night temperatures above 40° F. 33 x 75"

08MJ1040 \$25.95

Four Pound Adult Sleeping Bag. Navy nylon taffeta outer cover with blue cotton flannel lining. Comfort rated for night temperatures above 30° F. 33 x 75"

08MJ1041 \$29.95



Tri-Fold Shovel. Features the latest military design. Has 5 1/2 x 8" blade with a serrated edge for cutting through hard dirt and ice. Shovel folds from 23" open to 6 1/2" closed.

08MJ0597 \$8.50

Folding Triangle Saw. "Swedish style" saw features a 20" log-cutting blade. Blade stores safely in metal sheath until ready to use.

08MJ0599 \$8.50

CALL TOLL FREE
1-800-641-4310 **\$5 minimum order**



Shed light on all your adventures with these sturdy lanterns and lights. Outdoorsmen know Coleman equipment is built to last.

Coleman Two-Mantle Propane Lantern. Accommodates disposable slim or standard size propane bottles. When using a 16.4 oz. bottle, lantern is 16 1/2" tall. Burns 18 hours on low, 7 on high. Candlepower: 175.

08MJ1020 \$18.95

Coleman Two-Mantle Adjustable Unleaded Lantern. Holds 1.26 pints of either unleaded gasoline or camping fuel. 12 1/4". Candlepower: 220.*

08MJ1021 \$37.50

Coleman Two-Mantle Powerhouse Unleaded Lantern. Our deluxe model lights up your nights of camping and fishing. Holds 2 pints of either unleaded gasoline or camping fuel. 13 7/8". Candlepower: 300.*

08MJ1022 \$39.95

Coleman Two-Mantle Adjustable Fuel Lantern. Holds 1.26 pints of camping fuel. 12 1/4". Candlepower: 220.*

08MJ1023 \$32.95

Coleman Two-Mantle Powerhouse Fuel Lantern. Our deluxe model holds 2 pints of camping fuel. 13 7/8". Candlepower: 300.*

08MJ1024 \$40.95

** Burns for 14 hours on low or for 7 hours on high. Other features include: Frameless design to reduce rattling and globe breakage; inner-coated steel fuel tank; heat-resistant globe; and porcelainized steel ventilator.*



Coleman 6-Volt Floating Camp Light. An inexpensive waterproof light for fishing, boating, and other water activities, as well as general usage. Requires standard 6-volt spring terminal battery or 4 D-cell adapter.

08MJ1034 \$4.95

Coleman Jr. Twin Tube Fluorescent Light. Fluorescent lantern furnishes light for 30 hours using one tube, or 24 hours using both. Requires D-cell battery. 11" **08MJ1030 \$18.95**

Coleman Twin Tube Fluorescent Rechargeable Light. Rechargeable light is the ultimate in convenience for outdoorsmen. Easily recharges on a 110-volt source. One tube provides light for up to 8 hours; 2 tubes for 5. Requires 12V battery. 11 3/4" **08MJ1031 \$36.95**



Coleman Night Sight 4. A portable fluorescent light with attached wrist holder. White light for general use; flashing red and amber lights for emergencies. Requires 4 AA-cell batteries. 7 1/4"

08MJ1033 \$9.95




Coleman "Charger" Sport Light.

Carry it like a flashlight or use the special holding device to prop it up when you need a free hand. Easily sits on picnic tables, coolers, and other flat surfaces.

Computer-designed reflector creates a tight, long-distance beam. Krypton bulb. Requires 12V battery.

08MJ1032 \$17.50



Please note: To bring you the best products at the best prices, Coleman has provided us with reconditioned lanterns and stoves. Never used, but reconditioned for resale. They are backed by a 100% guarantee from Coleman and Gospel Publishing House. For your convenience, we've listed an approximate burning time for each lantern. Batteries not included for lights requiring them.



COME & GET IT!

COOLERS

Bring cool drinks, fresh fruit, and all your favorite snacks to your activities. Our scratch-resistant coolers are made of high-density polyethylene to keep food fresh.

Flip-top Cooler. Flip-top lid stays in place during windy days and rough rides in the car trunk or church bus! No-mess lid flips over and seals tight to function as a serving tray while still keeping your food and drinks cold in the cooler. Wide base helps prevent spills.

Coleman Personal 10 Flip-top Cooler.

Holds an assortment of snacks or
12 12-oz. cans with ice.
9 1/2 x 10 1/4 x 13 3/4"

08MJ1042 \$12.50

Coleman Personal 18 Flip-top Cooler.

Lots of space for sandwiches and more. Holds
24 12-oz. cans with ice.
10 1/2 x 14 1/4 x 15 1/4"

08MJ1043 \$17.95



PolyLite Cooler. Lightweight coolers feature flexible two-way handles that swing out or lift up for carrying. Hinged lids are insulated. Each cooler features a deep dish impact-resistant storage tray. Both coolers are large and roomy.

Coleman PolyLite 68 Cooler. 68 quart capacity. 15 x 15 3/8 x 29 9/16"

08MJ1044 \$44.95

Coleman PolyLite 100 Cooler. 100 quart cooler has a horizontal divider that doubles as a cutting board or shelf. 16 3/8 x 16 7/8 x 35 5/8"

08MJ1045 \$81.95

STOVES

Fry your catch of fish and prepare all your other outdoor meals on these Coleman stoves. Their sturdy construction stands up under rugged use for outpost activities and church functions. Wind baffles swing out and snap in place easily, providing you with effective wind protection. Burners are spaced on 9 5/16" centers on compact stoves and 11" centers on all others.

Coleman Two Burner Propane Stove.

Takes a cylinder or bulk propane tank. Burns 4 1/2 hours on low; 1.1 on high. Folds to 3 x 12 1/4 x 21".

08MJ1025 \$42.50

Coleman Two Burner Compact Stove.

Holds 2 1/2 pints of fuel. Burns 2 hours with both burners on high. Folds to 4 7/8 x 11 1/2 x 18".

Unleaded Gas 08MJ1026 \$47.50

Camping Fuel 08MJ1028 \$44.50

Coleman Two Burner Powerhouse

Deluxe Fuel Stove. Premium model holds 3 1/2 pints of camping fuel. Burns 2 hours with both burners on high. Folds to 6 1/4 x 13 3/4 x 22". **08MJ1029 \$56.95**

Coleman Two Burner Unleaded

Powerhouse Stove. The top of the line! Holds 3 1/2 pints of unleaded gas. Burns 2 hours with both burners on high. Folds to 6 1/4 x 13 3/4 x 22". **08MJ1027 \$57.95**

Please note: To bring you the best products at the best prices, Coleman has provided us with reconditioned lanterns and stoves. Never used, but reconditioned for resale. They are backed by a 100% guarantee from Coleman and Gospel Publishing House.




Chow Kit. Stainless steel spoon, fork, and serrated knife complete with vinyl carrying case. Knife features built-in bottle opener.

08MJ5836 \$2.50

Mess Kit.


All-purpose mess kit which includes a fry pan, cook pot and cover, plate, and plastic drinking cup.

08MJ5833 \$6.95



G.I. Can Opener. The famous "P-38" can opener will not bend or break. Constructed of cold rolled steel to government specifications. Sharp and reliable.

08MJ5839 49¢



Collapsible Cup.

Heavy weight polished aluminum cup folds flat. Opens to 3" height with 2 1/2" diameter.

08MJ5837 \$2.50



Two-Liter Strapper Jug with Strap.

Handy 3/4" x 4' detachable strap allows you to carry beverages over your shoulder or on your belt. Jug size: 5 1/4 x 10 1/2"

08MJ5831 \$5.50

**CALL TOLL FREE
1-800-641-4310**

**\$5
minimum
order**

Table of Contents

Accessories2, 7, 12

Buck Knives.....2

Bumper Sticker7

Decals.....7

Flags.....7

Key Ring.....7

Leaders Belt Buckle.....7

Neckerchief Slide.....7

New Testament, KJV.....7

Posters.....7

Sport Bag.....12

Sports Bottle.....2

Thermal Mug.....2

Wallet.....7

Camping Equipment.....3-6

Backpack.....2

Can Opener.....6

Canteens and Cover.....3

Chow Kit & Mess Kit.....6

Collapsible Cup.....6

Compasses.....3

Coolers.....6

First Aid Kits.....3

Folding Triangle Saw.....4

Jug.....6

Lanterns.....5

Lights.....5

Sleeping Bags.....4

Stoves.....6

Tents.....4

Tri-fold Shovel.....4

Clothing2,3, 10, 11

Buckaroo T-shirt.....10

Hi-Tec Hikers.....3

Jackets.....2

Pioneer T-shirt.....10

Royal Rangers T-shirts....10, 11

Straight Arrows T-shirt.....10

Sweatpants.....12

Sweatshirts.....12

Trailblazer T-shirt.....10

Pinewood Derby11

Trophies.....11

Uniforms8-9

Baseball Cap.....9

Belt.....8

Beret.....9

Bolo Ties.....9

Buckaroo Neckerchief.....9

Buckaroo Neckerchief Slide...9

Buckaroo Shirt.....9

Emblem.....8

Emblem for Caps and Hats.....9

General Khaki Uniform.....8

Straight Arrows Insignia.....9

Straight Arrows Vest.....9

Tie Tac.....9

Ties.....9

Dear Friend,

Welcome to the second edition of the **Royal Rangers Specialty Catalog**. The response to our first specialty catalog was very encouraging—in other words: You liked it! So this year, we've expanded and enlarged the catalog for you.

The 1993-94 catalog is physically larger *and* over 30 new products have been added, including: The Pinewood Derby car kit and accessories, Trailblazer and Pioneer T-shirts, first aid kits, a tri-fold shovel, a folding triangle saw, a chow kit, and much more!

Of course, these are the NEW items. We still have the quality tents, sleeping bags, lanterns, coolers, knives, canteens, stoves, and all the rest of the gear you need to make your many outdoor and indoor activities a complete success.

We are happy to provide you with this catalog, and we know you'll find all the top quality Royal Rangers items inside fun to have and use.

Sincerely,

Robert Douglas


Robert F. Douglas
Gospel Publishing House
Product Creation and Sales Manager

P.S.
As always, every product
in the **Royal Rangers
Specialty Catalog**
is backed 100%
by the GPH Guarantee!

T-Shirt Measurement Chart

When ordering any of our T-shirts, please use this convenient measurement chart. To make certain T-shirts fit properly, please measure carefully as indicated and consult the chart. If measurement falls between sizes, order the next larger size. For an extra-roomy fit, please order a larger size.

How to Measure: Stand normally, arms at sides. Measure over underwear at fullest part of the chest, making certain the tape measure is over the shoulder blade. Keep tape snug, not tight.




YOUTH

S	M	L
24"	28"	32"

ADULT

S	M	L	XL	XXL	XXXXL
34"	38"	42"	46"	50"	54"

Place
Stamp
Here



Name	
Address	
City	
State	
Zip	

GOSPEL PUBLISHING HOUSE
1445 BOONVILLE AVENUE
SPRINGFIELD MO 65802-1894

▲ FOLD AND DETACH HERE ▲

ORDERING INSTRUCTIONS

RETURN PROCEDURES

may return merchandise within 30 days of the date on your invoice except as noted below. To enable us to process your return as quickly as possible, please follow these instructions:

• Wrap the merchandise securely (not in newsprint). Use the original carton if possible. Enclose a letter, with your account number, stating reason for return. Furnish invoice copy if possible.

• For your own protection, ship by UPS or insure the merchandise, since refunds will not be made on items that are damaged or lost in the process of being returned.

• Recordings, cassettes, filmstrips, videos, special order items, and items advertised as nonrefundable cannot be returned unless they are defective.

QUESTIONS? INQUIRIES?

If you have questions about your order, or if you need product information, please write or call GPH. Collect calls are not accepted.

Gospel Publishing House

1445 Boonville Avenue
Springfield, Missouri 65802-1894

1-417-831-8000

8 a.m. to 4:30 p.m. CST

• regret we cannot intercept in-process orders.
• If you wish to change or cancel an order, please refer to our RETURN PROCEDURES.

100% GUARANTEE

Your **Royal Rangers Specialty Catalog** is backed with a *100% Guarantee* by Gospel Publishing House and participating companies. Please note that Coleman has provided us with reconditioned lanterns and stoves. Never used, but reconditioned for resale. These items are also backed by the 100% Guarantee. If for any reason you are dissatisfied with any purchase, adjustment will be made promptly. Please read RETURN PROCEDURES, elsewhere on this page. Serving you is our pleasure at GPH.

Toll free.
\$5 minimum order.



1445 Boonville Avenue, Springfield, MO 65802-1894

CUSTOMER INFORMATION

GPH Account Number _____

Purchase Order Number _____

Date _____

Name _____

Address _____

City _____

State _____ Zip _____

Daytime Phone: Area Code (____) _____

METHOD OF PAYMENT

- ☐ Check or Money Order Enclosed
Payable To
Gospel Publishing House

- ☐ **GPH Charge Account**
(Be sure your account number at left is correct)



Card Number _____


Expiration Date _____

Signature _____


Total Quantity		
Del. Code	AD Code	MJ
Conti. Code	Phone	Clerk
P.O. #		

IMPORTANT: Please state specific size when ordering **Hi-Tec Hikers**.

[illegible]



The Young Christian's Puzzle Book: For Becoming a Grown-up Christian by Linda Faulkner. Do you have boys in your outpost who have recently accepted Christ? If not now, you probably will. And what better way for you to instruct boys in the basics of Christianity than with fun learning puzzles? **The Young Christian's Puzzle Book** offers children, ages 9-12, an overview of the basics of Christianity and spiritual growth through 24 puzzles divided into five sections: Your Bible, The Trinity, Jesus, "Salvation" and Other Christian Words, and Steps of a Growing Christian. An answer key is included. Paper. 02MJ0828 \$3.50



Come Explore the Wild West

God's Mountain Man

by Esther Loewen Vogt.

Travel back to the 1800s with this exciting book from Gospel Publishing House.


You'll experience the true-life story of Jedediah Strong Smith...

You'll climb forgotten Indian trails with Jed as he explores old tribal footpaths near his home in Pennsylvania. You'll hunt with this young adventurer as he glides quietly through the woods tracking deer.

You'll feel the force of the river as Jed climbs aboard a boat and joins a crew of hunters who are trapping and trading beaver in the Great Lakes region.

You'll hear your heart pound as Jed joins an expedition to face the dangers of the West. And you'll tense as Jed meets up with bands of wild Indians, survives an Indian massacre, and encounters a ferocious grizzly bear.

More than this, you'll want to read this book time and time again. Jedediah Strong



Smith is more than a mountain man, he is a Christian hero. This exciting book will take you on a journey you'll never forget. Order yours today!

Paper. 02MJ0563 \$5.95

The Joy of Signing Complete

Learning Package. Have you ever wanted to learn another language? Now you and your outpost can experience the fun and useful language of signing with the help of **The Joy of Signing Complete Learning Package.** The package includes two books: *The Joy of Signing, Second Edition*, which provides simple instructions and clear illustrations for learning sign language, and *The Joy of Signing Puzzle Book*—a fun game book which reinforces each chapter of the main text. This is the perfect package for learning individually or in groups!

02MJ1004 \$17.90

Call Toll Free

1-800-641-4310

(\$5 minimum)



Take A Break: 2-Minute Devotions for the Workplace by Robert J. Strand.

Brighten up your workday with this collection of 150 short, yet inspirational devotions. Each devotion provides an entertaining real life illustration which helps you put the stresses and pressures of your job into perspective—and keep your eyes on the Lord. Includes a quote and Scripture verse with every reading. Compact size: 3 7/16 x 6 3/8". Paper.

02MJ0679 \$5.95



Royal Rangers

Decals. Order these by the dozen for camping equipment, luggage, tackle boxes, even notebooks. Red, yellow, blue, black, and white. Pressure-sensitive emblem.

3 3/4 x 4 1/8" **14MJ6840 50¢ ea., 3 for \$1.25, 12 for \$3.95**
15 3/8 x 15 1/2" **14MJ6802 \$3.95 ea.**



Royal Rangers Flag Desk Set.

Looks great on desks, dressers, and almost anywhere else. Displays the

Royal Rangers, American, and Christian flags posted in a vacuum black base. Flag size: 4 x 6".

Height: 10 1/2" **08MJ5632 \$6.50**



Royal Rangers

Key Ring. Lightweight and durable lucite key ring features blue, red, brown, and gold Royal Rangers emblem in a triangular shape.

Clasp is 7/8". **15MJ0412 \$2.95**

Leaders Belt Buckles.

Sturdy metal buckle makes a handsome addition to your own wardrobe, and is a great gift for other outpost leaders. 2" in height and 2 1/2" at widest point across. Fits on belts up to 1 1/2" wide.



Brass finish 08MJ0231 \$6.95
Pewter finish 08MJ0232 \$6.95

ROYAL RANGERS
*Developing the Total Boy
For Christ*

Royal Rangers Bumper Sticker. Spread interest in Royal Rangers everywhere you go with these eye-catching red, white, and blue bumper stickers. 3 x 12"

17MJ7164 69¢ ea., 10 for \$4.95

Royal Rangers Neckerchief Slide.

Royal Rangers emblem is set in a rich gold-color background and mounted on silver marbon plastic.

08MJ0153 \$2.95

New Testament



New Testament, KJV.

Slip this Bible into your pocket for meetings, outings, or any time you want to read God's Word. Features a dark blue leather-look cover with:

- Golden Royal Rangers emblem on

cover

- Royal Rangers Code, Motto, and Pledge
- Presentation Page
- Plan of Salvation Scriptures
- Bible paper * 2 7/8 x 4 1/2"

01MJ0411 1-11 \$2.50 ea.

Order by the dozen and save!

12 or more \$2.25 ea.

Royal Rangers Wallet. Lightweight brown nylon wallet features the official emblem on one side. Includes 4 compartments for money and other items,

plus a removable thin plastic holder for 8 snapshots. 3 1/2 x 4 3/4" closed.

17MJ0167 \$4.95



Posters. Boys can put these posters up in their rooms and commanders can post them throughout the church to recruit new members into Royal Rangers. Three designs on white heavy poster paper. 20 x 26"

Royal Rangers Poster. Bright red, blue, yellow, and black. **23MJ8835 \$1.35**


Royal Rangers Code Poster. Brown and tan. **23MJ8801 \$1.50**

Royal Rangers Pledge Poster. Brown and tan. **23MJ8802 \$1.25**



**VISA AND MASTERCARD
ACCEPTED**

FUN & FRIENDS



WHATEVER YOU LIKE TO DO, ROYAL RANGERS CAN FIT YOU TO A TEE!

Whether you're playing ball with your buddies, riding your bike with your family, or heading out for a camping trip with your outpost, be sure to put on your official Royal Rangers T-shirt.

Wherever you go, whatever you do, you'll look great in these bright white T-shirts. Pair these up with the Royal Rangers sweats, hiking boots, and other official accessories shown throughout your catalog!

And remember, when you're wearing Royal Rangers gear, you're telling others that you're part of the team. You're saying...

"I'm a Royal Ranger!"

T-shirts are 50% polyester and 50% cotton.

Order Your T-shirts Today!

CALL TOLL FREE
1-800-641-4310 **\$5 minimum order**

Royal Rangers T-shirt, Front Emblem. Emblem appears on upper left chest. 50% polyester and 50% cotton.

Boys S, 6-8	08MJ0700	\$6.50
Boys M, 10-12	08MJ0701	\$6.50
Boys L, 14-16	08MJ0703	\$6.50
Adult Small	08MJ0704	\$7.50
Adult Medium	08MJ0705	\$7.50
Adult Large	08MJ0706	\$7.50
Adult X-Large	08MJ0707	\$7.50
Adult XX-Large	08MJ0723	\$8.50

Royal Rangers T-shirt, Center Emblem. Large emblem centered on front. 50% polyester and 50% cotton.

Boys S, 6-8	08MJ0253	\$6.50
Boys M, 10-12	08MJ0255	\$6.50
Boys L, 14-16	08MJ0256	\$6.50
Adult Small	08MJ0257	\$7.50
Adult Medium	08MJ0258	\$7.50
Adult Large	08MJ0259	\$7.50
Adult X-Large	08MJ0260	\$7.50
Adult XX-Large	08MJ0298	\$8.50

Straight Arrows T-shirt. Red banding at sleeves and neckline with the Straight Arrows and Royal Rangers emblems centered on front. 50% polyester and 50% cotton.

Boys XS	08MJ0660	\$6.50
Boys S, 6-8	08MJ0661	\$6.50
Boys M, 10-12	08MJ0662	\$6.50
Adult Small	08MJ0788	\$7.50
Adult Medium	08MJ0789	\$7.50
Adult Large	08MJ0790	\$7.50
Adult X-Large	08MJ0791	\$7.50
Adult XX-Large	08MJ0792	\$8.50

Buckaroo T-shirt. Yellow banding at sleeves and neckline with the Buckaroo and Royal Rangers emblems centered on front. 50% polyester and 50% cotton.

Boys S, 6-8	08MJ0663	\$6.50
Boys M, 10-12	08MJ0664	\$6.50
Boys L, 14-16	08MJ0665	\$6.50
Adult Small	08MJ0793	\$7.50
Adult Medium	08MJ0794	\$7.50
Adult Large	08MJ0795	\$7.50
Adult X-Large	08MJ0796	\$7.50
Adult XX-Large	08MJ0797	\$8.50

Pioneer T-shirt. Red, yellow, and blue triangles; a blue and white Royal Rangers logo; and "Pioneers" spelled across the front in yellow and red. 50% polyester and 50% cotton.

Youth, 10-12	08MJ1100	\$6.50
Youth, 14-16	08MJ1101	\$6.50
Adult Small	08MJ1102	\$7.50
Adult Medium	08MJ1103	\$7.50
Adult Large	08MJ1104	\$7.50
Adult X-Large	08MJ1105	\$7.50
Adult XX-Large	08MJ1106	\$8.50

Trailblazer T-shirt. Red, yellow, and blue circles; a blue and white Royal Rangers logo; and "Trail Blazers" spelled across the front in red and blue. 50% polyester and 50% cotton.


Youth, 10-12	08MJ1107	\$6.50
Youth, 14-16	08MJ1108	\$6.50
Adult Small	08MJ1109	\$7.50
Adult Medium	08MJ1110	\$7.50
Adult Large	08MJ1111	\$7.50
Adult X-Large	08MJ1112	\$7.50

Royal Rangers Long Sleeve T-shirt. White T-shirt has ribbed neck and sleeves and features "Royal Rangers" spelled out by the blue logo on the upper left chest and in red and blue on the right sleeve. 50% polyester and 50% cotton.


Youth, 10-12	08MJ0766	\$8.95
Youth, 14-16	08MJ0767	\$8.95
Adult Small	08MJ0768	\$9.95
Adult Medium	08MJ0769	\$9.95
Adult Large	08MJ0770	\$9.95
Adult X-Large	08MJ0771	\$9.95
Adult XX-Large	08MJ0772	\$10.95

Royal Rangers Starburst T-shirt. Ash gray T-shirt features the Royal Rangers logo and "Royal Rangers" spelled out in red and blue on the upper left chest. 50% polyester and 50% cotton.

Youth, 10-12	08MJ1053	\$6.95
Youth, 14-16	08MJ1054	\$6.95
Adult Small	08MJ1055	\$7.95
Adult Medium	08MJ1056	\$7.95
Adult Large	08MJ1057	\$7.95
Adult X-Large	08MJ1058	\$7.95
Adult XX-Large	08MJ1059	\$8.95



PINEWOOD CAR & ACCESSORIES



Pinewood Car Kit. Each kit comes with 4 unbreakable wheels, 4 screws for axles, 2 dowel axle housings, and one block of easy-to-shape sugar pine wood.

18MJ7540 \$1.65

Acrylic Paint Kit. Provides 6 mini pots of paint (black, white, red, yellow, blue, and green) and 2 paintbrushes.

18MJ7541 \$1.35

Graphite Lube. Micro-fine graphite for applying to axles for friction-free wheel rotation.

18MJ7542 \$1.25

Lead Weight. This 3.5 oz. weight helps get cars up to their 6 oz. maximum. Easier and safer than using molten lead.

18MJ7543 \$1.35

Trophies. Vacuum gold-finish plastic trophies with gold stick-on stamps indicating place. 3 1/2" tall.

First place **17MJ0374**
Second place **17MJ0375**
Third place **17MJ0376**

\$1.95 each






GOSPEL PUBLISHING HOUSE
1445 Boonville Avenue
Springfield, Missouri 65802-1894

Forward & Address Correction

**THE SWEATS
ARE FOR YOU**



**THE SPORT BAG IS
FOR EVERYTHING ELSE**



Royal Rangers Sweatshirts and Sweatpants are the warm and comfortable answer to cool outdoor activities. And the Royal Rangers Sport Bag is the ideal activities' companion for carrying along nearly everything boys could want to take along—though it does have "pachyderm" limitations. 😊

Whether you're playing a fast-paced game of basketball, hitting the trail at camp, or lounging around the house with a book, you'll feel great in official navy blue Royal Rangers sweats. 50% polyester and 50% cotton. Order yours today!

Sweatshirt. Raglan sleeves. Emblem centered in white on front.

Boys M, 10-12	08MJ0261	\$10.95
Boys L, 14-16	08MJ0262	\$10.95
Adult Medium	08MJ0264	\$11.95
Adult Large	08MJ0265	\$11.95
Adult X-Large	08MJ0278	\$11.95
Adult XX-Large	08MJ0297	\$13.95

Sweatpants. Elastic and drawstring waistband. Royal Rangers spelled in white down the left leg.

Boys M, 10-12	08MJ0944	\$12.95
Boys L, 14-16	08MJ0945	\$12.95
Adult Medium	08MJ0946	\$14.95
Adult Large	08MJ0947	\$14.95
Adult X-Large	08MJ0948	\$14.95
Adult XX-Large	08MJ0949	\$14.95

Sport Bag. Navy blue cotton canvas bag features reinforced web straps and self-repairing zipper. Emblem imprinted in white. 9 x 16" **17MJ0169** **\$10.95**



75-2074 100M 4/93

Pioneers, Trailblazers Air-Sea-Trail Rangers Program

By John Eller

Overall Theme—Adventure Plus. Our purpose this quarter is to explore some of the trails of adventure involving risks—those on the plus side which, when applied carefully, can pay off in physical, mental, social, and spiritual growth. Posters, wall decorations, or bulletin board displays can add to the atmosphere. “Nothing risked, nothing gained!” But always remember: *safety first!*

June

1st Week—Hot Air Balloons. The hot air balloon made its debut 120 years before the Wright Brothers achieved powered flight at Kill Devil Hill, North Carolina. Hot air balloons were invented by the French, and history records that Benjamin Franklin witnessed one of the first flights while visiting Paris.

Discuss some famous balloons—such as the Montgolfier, the Hindenburg, and the Goodyear blimp. Hot air balloons have been featured at the two previous Royal Rangers National Camporamas held at Eagle Rock, Missouri—1986 and 1992 respectively.

Lead in a “buzz session” on what could be done in a trip around the world in a balloon. Get the boys to imagine ports of call, cities and countries they would like to visit, and things they could do.

2nd Week—Flying. Assign several Rangers to research aircraft. They each should identify seven or more types of aircraft, giving their proper names. Sketch an airfoil, and explain how it helps a plane fly. Demonstrate, using a model airplane, the effects of drag, lift, thrust, and gravity on a plane in flight. List or show the working parts of a plane and explain their purposes.

Using chalkboard or posters, explain the different types of engines—piston, jet, and rocket. Discuss the purpose and importance of the instrument panel’s compass, oil pressure gauge, altimeter, bank and turn indicator, airspeed indicator, tachometer, gyro horizon, and temperature gauge. Explain the importance of take off, banking and turning, and landing. If possible plan a tour of an airport, where boys can see and feel aircraft.

3rd Week—Gliding. Gliders, or sail planes, are motorless airplanes. This aircraft is designed particularly for soaring or upward flight. One of the most important instruments on a glider is the variometer, which tells how fast the glider is going up or down. Upward flight is caused by rising currents, known as warm air. Forward movement is obtained by the pull of gravity. Most modern gliders have a single wing and are called monoplanes, with one or two seats. The three main types of gliders are primary, utility, and sail plane.

Discuss how the glider was the direct ancestor of the airplane. Orville and Wilbur Wright experimented with gliders for several years before they built and flew their first airplane in 1903. Once powered flight became a reality, interest in gliders began to decrease. Shortly afterward Germany began showing an interest in gliders. After World War I many of their pilots who flew in that war were trained to use gliders.

Gliders can be launched by airplanes or even automobiles. They may also be launched from hillsides. Gliders today are used for flight training, research, weather forecasting, and sport. Read aloud to your Rangers the attached *High Adventure* article on page 3, “Hang on to the Sky,” which portrays the excitements of gliders.

4th Week—Sky Diving. Sky diving is sometimes called the “space age sport.” The word *parachute* means protection from a fall. Parachutes were used by the early Chinese in balancing acts, while the French saw their use as an escape from burning buildings. An important factor in sky diving is the G-force—the mighty power of gravity. Sir Isaac Newton discovered the force of gravity is equal to an acceleration of about 32.17 feet per second, per second. In laymen’s terms this means it increases in speed every second at that rate. Parachutes allowed man to float long before he could fly, and a growing number of enthusiasts enjoy this sport today.

Arrange for someone—such as a former serviceman—or another leader to give a talk on the value of parachutes in warfare, search and rescue, delivering food and medical supplies to isolated areas, and the dropping of key personnel into areas where land vehicles or airplanes could not go. The talk should include the importance of training and safety.

5th Week—Safe Adventure. Remind your Rangers that safety—first, last, and always—is the watchword for any adventure. Many otherwise exciting and enjoyable events have been spoiled when someone breaks the rules. Do one or more of the following with your group this week: 1. Secure a film on the general theme of personal and group safety. 2. Give a demonstration on some aspect of basic first aid. 3. Invite a safety officer from a local plant or factory to demonstrate safety precautions.

You may wish to assign a leader or a Ranger to report on one or more of the following: 1. visibility on a night hike or bike ride, 2. remedies for home hazards, 3. what to do in case of fire, tornado, or accident, 4. how to deal with real emergencies, 5. how to handle tools and power tools safely, 6. firearm safety, 7. water safety, 8. boating safety, 9. aircraft safety, and 10. automobile safety.

July

1st Week—Canoeing. Millions of Americans today own canoes, and millions more rent canoes on occasions. A canoe slips through the silken silence of the water and gives a feeling of independence. Most anyone can learn to canoe, which is a good sport and good exercise.

Discuss the following items concerning the sport of canoeing: 1. advantages of buying or renting, 2. size, capacity, and weight, 3. canoe materials (aluminum, fiberglass, wood and canvas, etc.). Discuss the various types of canoe paddles while displaying one: 1. beaver blade with pear grip, 2. double-bladed, jointed kayak paddles, 3. square-ended, spooned blades. List and discuss the parts of a canoe: 1. bow, 2. stern, 3. stem, 4. keel, 5. gunwales. Discuss how to properly enter and exit a canoe. Demonstrate these basic strokes: 1. bow stroke, 2. feathering the blade, 3. back stroke, 4. pry stroke, 4. draw stroke, 5. “J” stroke, 6. “V” stroke, and 7. stern back stroke. Discuss how to lift, carry, and transport a canoe. Explain how to plan a good canoe trip.

Resources: *The Canoers Bible*, by Robert Douglas Mead; Encyclopedia.

2nd Week—Sailing. Since ancient times man has known that wind blowing against an outspread cloth will drive a boat over water without manpower. Without this knowledge transportation for the purpose of trade and commerce would have been nearly impossible. Another early discovery that played a big part in world history was the shifting of the sail so a boat could move against the wind and with it. This is called “tacking.” By doing so the boat can keep its own course whatever the direction of the wind.

Discuss the simplest kind of sailboat: the catboat. It is flat bottomed with a single mast set toward the bow (or front). A series of poles that extend at right angles to the masts and hold the sails out straight are known as the gaff-and-boom. Ropes called halyards raise the sail up and down. The short spar (or gaff) spreads the sail at top, and the longer spar (or boom) spreads it at the bottom. The centerboard, which may be raised

or lowered, makes navigation possible. Assign a leader or a boy to discuss the importance of the keel, hull, and rudder. Develop and display a chart on five kinds of sailboats. Demonstrate how to tie these sailing knots: figure eight, slipped reef knot, sheet bend, bowline, two half hitches, fisherman's bend, rolling hitch, short splice, eye splice, and long splice.

3rd Week—Scuba Diving. Regular diving is a sport associated with swimming. Diving to greater depths, known as scuba diving, requires training and skill along with special equipment. Modern diving suits may be made of flexible, waterproof material—or rigid armor weighing more than 350 pounds for deep-sea diving.

Scuba diving is the most recent and most popular method of swimming underwater. The word *scuba* stand for Self-Contained Underwater Breathing Apparatus. Share this background information with your Rangers: The scuba diver has strapped to his back cylinders of compressed oxygen, which supply air to a face mask when he inhales. In warm water scuba divers wear bathing suits. Navy scuba divers—wearing waterproof, all-over suits—have worked in the Arctic and Antarctic waters. Scuba divers can do everything from ship repairs to search-and-rescue much quicker than the deep-sea diver.

Point out that professional divers work under strict safety rules. Navy divers, for example, are supervised by medical officers who are also divers. The most frequent victims of underwater accidents are amateurs who dive too deep, stay down too long, or surface too quickly. The deeper the water, the greater the pressure on the diver. Using a chalkboard or poster board, list and discuss how some industries depend on divers: 1. pearl, 2. sponge, 3. coral, 4. construction, 5. repair, and 6. salvage. Some scuba divers search for sunken treasure. After World War II Navy divers worked 120 feet below the surface in Manila Bay to raise \$2.5 million in silver coins. These coins had been dumped there earlier—in 1941—to keep this treasure from the Japanese.

4th Week—Oceanography. Discuss, using visual aids if possible, the following topics: 1. the largest habitat on earth, 2. most varied habitat, 3. how the ocean is forbidding, inviting, frustrating, and fascinating. Share these facts about the oceans: 1. They are 3.5 percent salt. 2. Conquering the sea is man's oldest dream. 3. Today's explorers look for cause rather than effect in ocean waters.

List and discuss these interesting points: 1. The sea is forever in motion. 2. The moon's gravity controls tides at all shores. 3. The seashore is only a fragment of oceanic wonder. 4. Winds are almost always associated with the oceans. 5. Calm is usually found only at the equator.

Explain how ocean currents, which flow through the sea like great rivers, are affected by winds and the earth's rotation. Talk about tides, heat absorption, radiation, land barriers, bottom contours, rainfall, and evaporation. Mention the trade winds—which blow diagonally toward the equator in both hemispheres, driving the water from east to west in the great globe-encircling system of the equatorial currents.

Share that three-fourths of the earth's surface is covered by water. Then read these Scripture verses, relating to water in the beginning (see Genesis 1:2 and Genesis 1:9).

Assign one or more Rangers to develop a list of ocean creatures and plant life. Most encyclopedias abound with information on these subjects.

August

1st Week—Bicycle Touring. This sport can be interesting and full of adventure. Three areas should be addressed when talking on this subject: 1. planning, 2. tuning up, and, 3. packing. You might assign a leader or a boy to research and report on each separate item.

Planning: Plans should be made carefully and well in advance. Such preparation should include 1. teaching about proper

fitness and equipment, 2. gradual conditioning of riders, 3. mapping a trial course of 25 to 30 miles near home, 4. mapping the actual route, 5. precautions to take, such as avoiding hilly places and avoiding windy route in coastal areas.

Tuning Up: Here is an inspection checklist: tires, rims, chain(s), crank, hubs, grease bearings well, oil derailleurs and cables, clean brakes, attach reflectors to brakes and spokes, attach a light to the front fork or handlebars.

Packing: 1. Snacks go in a small handlebar bag. 2. Use energy foods. 3. Use fruit drinks for your bike bottle. 4. Eat a good breakfast before the tour. 5. Gear should go in a carrier—two bags designed to fit over the back tire. 6. Don't forget tools and a spare inner tube.

Touring: Take your time. Pace yourself. Use the slipstream method. Avoid exhaustion. Eat even when you're not hungry to conserve energy.

2nd Week—Cave Exploration. The science of cave exploration is called *speleology*, and the explorer is called a *spelunker*. Since ancient times openings in the earth have lured man and beast inside. Countless animals have been caught in these dark places, and many Indians stumbled to their deaths.

Geologists find caves to be interesting workshops with their stalactites and stalagmites (astonishing rock formations attached to the ceiling or floor, respectively). Some such caves are open as tourist attractions.

Biologists find caves to be wildlife sanctuaries where certain creatures retreat when they cannot endure some or all of surface life. Not all caves are horizontal. Some lead to shafts that plunge straight down. For this reason caves should always be entered carefully and with proper training and equipment. Even horizontal caves sometimes have "dome pits" caused by seeping water.

Share this information with your Rangers, and discuss the following cave zones: 1. twilight zone (near entrance), 2. variable-temperature zone (bats and crickets), 3. constant-temperature zone, which usually keeps a temperature of 56 degrees and humidity level of 100 percent.

Assign a leader or a Ranger to report on plant and animal life found in caves. Also, have them share Scripture references to caves.

3rd Week—Missionary Story. Many of our missionaries face risks and danger to do the work of the Lord in their respective fields. You may select your own missionary story in keeping with our guidelines, or use the following:

J. W. and Angeline Tucker were Assemblies of God missionaries to the Belgian Congo. There was a political revolt in that country of Africa, and the Simba rebels captured Brother Tucker and held him hostage for a while in a Catholic convent they had seized. They later killed Brother Tucker and threw his body into a river. When Sister Tucker called to check on her husband, a Catholic sister replied, "He is in Heaven." That became the title of a biography written by Angeline Tucker. Their son, "Cricky" Tucker, received the first Royal Rangers Medal of Valor for unusual courage and bravery. For an interesting story to share about the outcome of Brother Tucker's ministry, read the January 10, 1993, *Pentecostal Evangel*.

Not all missionaries are called upon to give their lives, but those who do send out a strong message of dedication and commitment to God in spite of danger, criticism, or threats.

4th Week—Mountaineering. Psalm 121 teaches us to lift up our eyes unto the hills, from which comes our help. Mountains are symbols of strength and endurance. Some authors have referred to them as "the everlasting hills." Mountains are found on all continents, but most belong to one of two belts: 1. Pacific Ocean area—western North and South America, Alaska, eastern Asia, Japan, Australia, and New Zealand, and 2. East Indies, southern Asia, and the Mediterranean region of Europe.

Discuss the types of mountains: 1. folded mountains (Appalachian), 2. dome mountains (Black Hills of South Dakota), 3. block mountains (Sierra Nevada range of California), and 4.

volcanic mountains (Mount Hood in Oregon). Share that people climb mountains as a sport. During ancient times mountains were regarded with awe and fear. Mountain climbers today experience a thrill and sense of accomplishment. Photography is also enhanced. Discuss how mountain climbing tests skill, strength, and endurance. It requires steel nerves and sure judgment. Climbers put great trust in their ropes. Some use rappelling ropes to descend steep cliffs.

Share that most climbing parties consist of two to four persons. High altitude climbing requires careful planning, great physical effort and endurance, and sometimes the use of professional guides. Follow this discussion with a 2-minute talk on some famous mountains (Mt. Everest, Mt. Kamet, Mt. Godwin Austen, etc.) and on mountain climbing expeditions. Get your Rangers involved by having them prepare reports ahead of time.

Crafts for Boys

By David and Ammie Craun

Adventure crafts can stimulate the mind and imagination of boys in out-post meetings. The Straight Arrows and Buckaroos boys can experience, through crafts and their imaginations, the thrill of adventure activities they will experience when becoming older. For them a hike in the park or a bicycle trip down a country trail can provide the opportunity to big adventures. In fact, nearly every experience is an adventure to young minds and small hands.

Let's look at some craft ideas that stir up adventure for Royal Rangers of all ages.

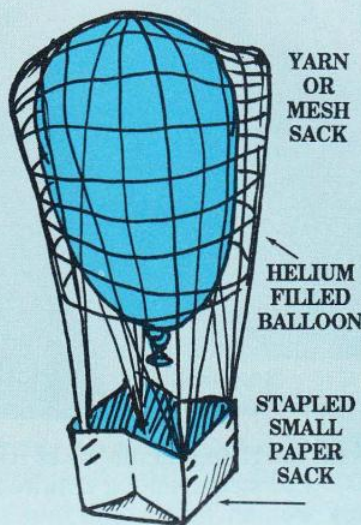
Sandstone Pottery

Another easy craft Buckaroos or Pioneers will enjoy is sandstone pottery. The pottery can be made from sand collected by the boys on an outing or hike. After the boys find the sand, they must wash it to remove any debris or impurities that may have been collected with the sand.

To make the pottery take 1 cup of cornstarch, 2 cups of clean sand, and 1½ cups of water. Boil these ingredients in an old pot for 5-10 minutes or until the mixture becomes thick enough to hold its shape. Place the mixture on a plate and cover it with a damp cloth, allowing it to cool slowly. Once the mixture is cool, have the boys knead it with their hands to blend all of the ingredients and shape it into any forms they desire. This formula will yield about 2½ pounds of sand clay. Let it air dry, then when dry the objects will look like sandstone or stoneware with a course texture.

Whatever craft you choose, make certain it is adventuresome to your Rangers. Most boys consider wilderness survival an adventure. Crafts related to survival skills can be exciting, challenging, and useful in survival skills training. At one time

many survival skills were everyday tasks to those who lived off the land as hunters and trappers.



Hot Air Balloon

An easy craft project that will stir up the spirit of adventure for the younger Rangers is a miniature "hot air balloon." One can be constructed in various ways.

For example, begin by inflating an oval balloon. Use a good quality balloon that will withstand some handling. Next, place a net over it. The netting can be made by using yarn or string that is tied together with knots, so the webbing cannot slip or slide apart. Or use a mesh sack similar to the type in which onions or potatoes are sold.

Place the webbing over the balloon and pull together all of the lines into four separate sections. Then these sections can be tied, glued, or stapled onto a small basket or a small paper bag that has been folded down on the sides. Next, place a helium balloon into the webbing. Now the Rangers can see their "hot air balloon" float slowly to the ceiling. They could have balloon races by lining up the balloons they make and blowing them across the room to a finish line.

Survival Craft

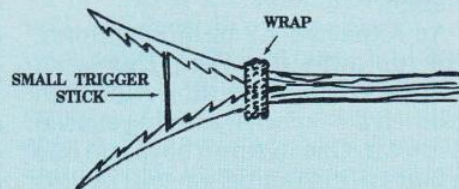
One such survival craft is the creation of a fish basket trap. The basket can be made from green saplings or vines that are tied together to form a "mouth" large enough for a fish to swim into it. The weave of the basket should be large enough for the fish to see through and for water to flow through. Yet it must be small enough to trap the fish. The mouth of the trap should contain flexible "fingers" that face inward, which will allow the fish to swim into the opening but will close shut when the fish attempts to swim out.

Another fishing craft is the "Y" shaped fish trap. The "Y" is held apart with a small twig, which will snap out of place when the pressure of the fish's body comes against it. Take a green sapling and saw it in half about 6 inches on one end. Tie a string at the base of the cut to stop further splitting. With this a Ranger can create a trap that catches fish without killing them.

After making the split, the two sides should be held open with a stick. Now cut gripper notches on the inside of the split. These notches will keep the fish from slipping out of the "Y" trap when the stick is knocked loose by a fish and when the split twig closes shut.


After your Rangers make their fish traps, allow them to try them out during an outing or overnight survival camp-out.

Hope your boys have fun with these adventures!



They Need Us

By Rev. Dick Gruber



Twenty-five million school lunches will be served today. More than 7 million of those kids served will arrive home this afternoon to an empty house. These latch-key children will step off the school bus and into a world of fear and loneliness.

More than 40 percent of today's elementary pupils live in single-parent or blended families. An estimated 1,300 step-families are formed each day. The prediction is that 60 percent of today's 2-year-olds will have lived in a single-parent family by age 18.

Is it any wonder the greatest fear among American children today is the fear of losing a parent?

Six thousand or more children, age 14 and under, will successfully take their own lives this year. An estimated three times that will fail in the attempt.

An estimated 1.2 million children will run away this year. This is no surprise when 2.5 million American children are reported as being abused each year. One in seven boys and one in four girls in our nation will be sexually molested before age 14.

With the rising incidence of AIDS, abuse, and stress among children, is it any wonder boys come into your outpost meetings wound a bit tight?

Every day in America . . .

- 27 children die from poverty.
- 10 children are killed by guns and 30 children wounded by guns.
- 211 children are arrested for drug abuse.
- 2,989 children see their parents divorced.
- Every 8 seconds of the school day, a child drops out.
- Every 26 seconds a child runs away from home.
- Every 47 seconds a child is abused or neglected.
- Every 7 minutes a child is arrested for a drug offense.
- Every 36 minutes a child is killed or injured by a gun.

Obvious is the fact that life is much more complex for today's kids. And for many they must face these circumstances alone. Television has become the electronic baby-sitter. More than 850,000 American children 12 and under will be watching television at 1 a.m. each morning. The average child watches 5 hours of TV each day!

Boys that arrive at your outpost meetings are crying for help. The boys with divorced parents, AIDS, or a background of abuse need to experience the powerful love of God. They require unconditional acceptance and to be treated with respect.

Every boy must be shown the love of God.

How? Here are some brief thoughts on how you can demonstrate God's love to every boy:

1. Know and use the boy's name with respect. You may be the only adult who does this.

2. Treat him as you would treat the boy Jesus. Someday we will all stand before God, accountable for the way we treated each boy.


3. Do not be afraid to touch the child who is suffering physically. Every kid needs a hug now and again.

4. Listen to him. When a boy shares his worries, fears, hopes, or vision with you, listen. The importance you place on his opinions builds his self-esteem.

5. Include the boy in physical activities according to his abilities and strengths.

6. Choose him as you would any boy to lead others. Every boy must

Protecting Hands



Rev. Dick Gruber is national children's ministries consultant for the Sunday School Promotion and Training Department.

be given opportunity to give devotions, lead in games, or direct outpost activities.

7. Treat every child as an individual. Each boy you meet has different needs, abilities, and dreams. Get to know the individuals you serve. Look past the immediate physical or emotional problem and serve the child with gladness.

You are called of God to minister to every boy. You may not appreciate his parental or home situation. You may be offended by his words and actions. You may even fear his physical malady.

All must be placed at the foot of the cross as you are compelled by a higher commission to minister to the individual. Look to Jesus, the Master Ranger, for wisdom to deal with each need, fear, and opportunity that walks through the door of your outpost meeting.

Statistics gleaned from *TIME*, October 8, 1990; *Charisma*, January 1991; *LIFE*, Special Children's Issue, 1990; *National Coalition Against Television Violence Newsletter*, 1985; *Today's Child: Ministry Now!*; *Theology*, News And Notes, March 1987.

By Paul Stanek,
national deputy commander

Parents have entrusted us with the security and safety of their most-prized possession: their children. This trust has been devastated on occasions when a child molester has victimized a child under our safeguard. What can we, as commanders, do to help ensure the well-being of our boys? Build hurdles!

By establishing policies and procedures for child protection, we can greatly aid in the security of our Rangers. Here are some suggestions that will help you build obstacles between a violator and those who have been entrusted to your care.

1. Screen all your leaders. Request that every adult worker fill out a workers application form—giving identification, past and prior experience in working with children, personal references, and why they want to work with children. Be sure to check all personal references and youth group agencies with whom the person claims to have worked. Your pastor will be able to help you to establish such an applicant program. Also, refer to the new *Royal Rangers Leaders Manual* for sample application forms and other important information.

2. Your outpost should establish procedures and policies for appropriate and proper code of conduct concerning mannerisms, leader and boy relationships, acceptable demonstration of affection, and discipline. Every leader should be informed about and consent to the code of conduct. Conduct that can be perceived wrongly should be eliminated.

3. Every adult leader in your outpost should have a well-defined job description, emphasizing authority lines, responsibility limitations, description of assignments, and responsibility of guardian care.

4. The ratio of one adult leader to 5-8 boys should continue to be your goal. A least two adults should always be present at all Royal Rangers activities. Doing so will help provide adequate supervision to boys while providing protection of all concerns. One-on-one activity between a child and an adult is not recommended in secluded areas. Always have another adult in sight and hearing distance of you while you are counseling a boy.

5. Every adult leader is responsible for the health and safety of those with whom that leader has been entrusted. And remember: Everyone has the right to privacy. The dignity of privacy is to be respected and honored within designated safety and health perimeters.

6. There should be no unauthorized, secretive clubs within the Royal Rangers program. Unauthorized programs could be a smoke screen of unwelcome activities, which could question the testimony of our program. Let's keep our actions up above board so that misconceptions could not forecast an unfavorable witness.

7. Contact your pastor or church board immediately in the event that molestation is suspected. This matter must be kept confidential. Also, let your pastor/church board handle the reporting of an alleged act to the authorities. Ask your pastor what the church procedures are for reporting such an incident.

Building hurdles will not necessarily stop a potential molester. It will, however, discourage him or her from gaining easy access. Building hurdles will also help ensure the safety and care of our Rangers. Parents have entrusted us with their children. Let us be safeguards of such trust.

By Rev. Lauren Orchard

Commander, each devotion cites a Scripture verse that will enable you to continue the spiritual principles being taught below.

Eagle Wings

Larry angled his four-wheel ATV (all terrain vehicle) across the nearby pasture and headed for the south forty. Grandpa wanted those heifers brought up to the barn.

Opening the pasture gate, Larry glanced toward the horizon. A brightly colored yellow-and-orange plane was circling with no sound. Sputtering, the engine kicked in and the plane started toward Larry.

The plane began doing all types of maneuvers. The pilot shut off the engine again then pulled up the plane's nose until the plane began falling backward. Next, the pilot gunned the engine and leveled out the plane. Then the plane climbed with full throttle until it stalled, bucking and trying to roll. Then the pilot climbed to several thousand feet and cut the engine, making a slow and deliberate spiral.

Larry was so absorbed watching the plane he forgot about the cows. By now they had gone through the gate and headed home on their own.

That evening Larry kept apologizing to Grandpa for not watching over the cows coming home alone, but . . . that plane.

"Grandpa," Larry began, "it looked like a red-tailed hawk just playing in the air. I want to be a pilot!"

"If the Lord wills," said Grandpa.

"Aw, Grandpa," moaned Larry. "Why do you always say that?"

"Only as you trust God and hope in Him, Larry, will you ever find the path that is right for you! You're 11 now. Your whole life is ahead of you. You can be a pilot, a pharmacist, or even a preacher. But the key is to place your trust and life in God's hands. Then no matter what you do, you will fly as if on eagle's wings. Now go to bed, but read Isaiah 40:30, 31 before you turn in. And we'll talk in the morning."

(Read Isaiah 40:30,31.)



Spin and Dive

The smell of bacon and eggs filled the house as Larry struggled to wake up. It was 5:30 a.m. and Grandpa was dressed and ready for the day.

"Sit down and eat before your food gets cold," said Grandpa with a smile. "Then get dressed for town. We have a trip to make."

Larry wondered what Grandpa had planned. Grandpa smiled all the way to town while often saying, "It's a beautiful day, yes, sir, a beautiful day." With that he'd add a wink.

All of a sudden it dawned on Larry. They were going to the airport. And there it was! That yellow-and-orange plane was sitting on the sod near a hanger.

"Steady, Son!" Grandpa said softly. "You have a friend of mine to meet."

Oliver Tate was his name—about Grandpa's age and with that same sparkle in his eye. Oliver owned the plane. He introduced Larry to his grandson Billy, who was about Larry's age.

"Well, Larry, your granddad here thinks you'd like to fly. How about right now?"

As Oliver talked, Larry realized there would be some work to flying but it would be thrilling. He could hardly wait.

Finally Larry, followed by Billy, had his chance. The little two-seat Champ skipped down the runway and sprang into the air. The stick was easy to reach for Larry, but the rudder pedals were a bit of a stretch.

The plane did stalls, turns, and spirals just like Larry had seen it do the

day before. Larry felt he owned the sky—like a red-tailed hawk playing in the air.

Oliver took the plane up high and told Larry to hold on. They were going for a spin.

Slowly the plane nosed over and began turning rapidly to the left. Around and around the plane spun. Up rushed the ground, spinning clockwise across the windshield. Larry's breath stuck in his chest.

Oliver then pushed the stick forward, causing the plane to race toward the ground. With right rudder in, the plane slowly began to recover and level out. Larry's breath released with a whistle, followed by a whoop of excitement.

Afterward, as they sat in the hanger, Oliver explained to Larry about the spin.

"The natural urge in a spin is to pull back on the stick, trying to gain control of the plane. But the only way to succeed is to do the unnatural and push the stick forward and add rudder until you have the plane in a controlled dive. Then you can level it out."

"Like we talked last night, Larry," Grandpa spoke, "the natural thing is to try and control your own life by pulling back away from God. But the only way life truly is controlled is when we push forward into the hands of God and trust Him with our lives, letting Him direct our paths. Then we can dive through the worst spins life has to offer."

(Read Psalm 60:12.)



The Flight Show

The week had flown by since Oliver had invited Larry and Billy to fly with him. The two boys now stood side by side watching the great air show at the county fair.

A dozen hot air balloons began rising from the field in the early morning. Bold colors billowed up into the morning sky while their burners hissed on and off as the pilots eased their "beauties" into the gentle wind.

Larry and Billy looked high over head as the announcer directed their attention to the Army's Golden Knights jump team. One man was "body surfing" at 70 mph as he



streaked across the sky. A collective gasp arose from the audience as his chute opened, yanking him with the force three times that of gravity. Two other Knights caught each other in a

pirouette, grasping hands in formation, while both chutes were open. Then each team member landed with impressive precision on the target.

A deafening roar boomed from behind the crowd as the F-14 Tomcat swooped across the field then screamed out of sight. Fighters, bombers, transports, and helicopters all went through their maneuvers. Flying along as well was a Harrier Jump Jet that hovered then stopped in midair.

Later Larry and Billy toured the displays of World War II aircraft. It was all so impressive. But the fun and excitement ended too soon for the boys. While traveling home they recounted every detail. They especially loved the "dog-fight" between an A-10 and an F-4. It truly was a day to remember.

"Do you know what you want to be when you grow up," asked Bill? "I know what I want to be. A pilot!"

Larry began to agree but then paused. "I want to be what God has for me to do." Larry continued, "And whatever it is, I want to be as good at it as those pilots we saw today. I want to fly on eagle's wings."

(Read Jeremiah 10:23.)



A Life Saved

"Grandpa, how did you and Mr. Tate meet?" asked Larry. "And what did he mean when he said he owed you his life. What happened?"

"It was a long time ago," began Grandpa. "We were both just 19 and in the same platoon during the Korean

War . . . both of us foot soldiers. We went in as boys. We came out as men.

"Well, in January 1951 the Chinese and North Koreans pushed hard against us, and we were forced to retreat. Oliver carried a bazooka for the tanks, and I worked the radio for our unit. Several weeks of intense fighting and extremely cold weather during February and March left us exhausted. Our supplies were cut off, and the North Korean army kept sniping at us. We were pinned down.

"One morning the North Koreans attacked with a whole division and a large number of T-34 tanks. Early in the fight a bullet hit Oliver in the shoulder, and a piece of shrapnel caught him in the leg. My radio took several hits, which made it useless but sparing my life. The lieutenant told us to dig in and hold the area. I jumped into the foxhole with Oliver and found him hit.

"Through the smoke a tank rumbled right toward us. Oliver began to direct me as I took the bazooka and fired at the tank. The first round missed. But with less than 30 yards between us, the second round slammed into the gears. The tank lost its tread, forcing it to stop a few feet from us.

"But, Larry, Oliver saved my life that day as well. When the fighting was over, I carried him to the battalion aid then escorted him to the MASH unit. Upon arriving there an old Methodist missionary from a local orphanage helped us. Oliver made me promise to listen to the message of the missionary, and that's where I accepted Jesus as my Savior. Since then I've thanked God for saving my life twice. That's what happened, Larry!"


Grandpa became very serious as he spoke in a soft voice: "When you walk through life, Larry, you may not know the circumstances you will face. But you can know the One who will go through every difficulty with you. And if you are willing to listen to God, you may be able to lead someone to Jesus and help save a life."

(Review the Scripture verses outlined in the Royal Rangers Leaders Manual on how to lead someone to Christ: Romans 3:23—All have sinned; Romans 6:23—Sin is death; John 1:12—But as many as receive Him; 1 John 1:9—If we confess our sins; Revelations 3:20—Behold, I stand at the door.)



1994 National Camporama

The 1994 National Camporama will be here before we know it. Don't let your Rangers miss out on this chance of a lifetime!



- Plan now to attend. Help your boys with fund-raising projects they can complete to help pay their admission cost.
- Help ensure all the necessary national application forms are completed for you and your Rangers.

Leaders

Must complete these national forms:

- church worker's clearance form
- medical release form
- registration form

Boys

- Must be at least a Pioneer 10 years of age by July 1, 1994, and have been currently involved in Royal Rangers the last 6 months
- Must complete these national forms: registration, medical release, parent/guardian permission

Place: National Royal Rangers Training Center
Eagle Rock, Missouri

Date: July 11-15, 1994


Cost: \$125

... Tell your Rangers about it!

For additional information, read upcoming *High Adventure Leader* issues and contact your district commander.

ITY

Photo provided by Division of Home Missions



Royal Rangers. The boys there identify with this special gang because "belonging to a group" is very important in the inner city.

You see, the real gangs there all have special colors and forms of dress. They have special handshakes and codes common only to them. Likewise, so does the gang of Royal Rangers. Except their common bond is Jesus Christ. And their behavior reflects the Ranger Code.

Royal Rangers has helped Cedric, Mario, Osaze, and Christian in many

ways. Cedric has learned to get along better with others. Christian has learned to control his anger. And Mario is now a better Christian witness to his friends. If it weren't for Royal Rangers, said Mario, he would probably be in a gang.

**DO YOU HAVE
COURAGE TO WEAR
YOUR RANGERS
UNIFORM IN PUBLIC?**

Mario has even worn his uniform to school, not something many boys would attempt to do. A Ranger wearing his uniform on the streets of inner-city Chicago may be stopped by a gang. They could threaten to beat up the Ranger if he couldn't explain what his colors mean. That's why Rangers there must *know* the Royal Rangers program.

For Mario wearing the Rangers uniform provides him a chance to talk about Royal Rangers. He hopes that other kids will ask him what group he belongs to so he can invite them to Royal Rangers and get them saved.

Do you have courage to wear your Rangers uniform in public?

Cedric, Osaze, Mario, and Christian all have another thing in common: They want to earn the highest award possible—the Gold Medal of Achievement. Mario has one goal higher than that, though. One day he wants to become a Royal Rangers commander like his dad . . . so he can give back to the Royal Rangers ministry what it has given to him.

Because of Royal Rangers leaders like Mr. Jones, these inner-city boys can now "belong" to Royal Rangers. Thank God they have Royal Rangers to join instead of a gang.

A year ago Outpost 229 had 10 members. Today they have 60! And soon the church will have a new building, which will provide room for more Royal Rangers. The outpost is growing fast because boys there hunger to belong and to have male role models.

This is why Outpost 229 needs our prayers. The Rangers there need God's help to make it through some hard times they will face. There leaders need prayers, too, that God will give them the strength and wisdom to lead their Rangers through the physical and spiritual battles of the inner city of Chicago.



Major bummer!

An ongoing series about Jonathan B. Flounder

By Robb Hawks,
national productions coordinator

Jonathan sat staring out the window, clutching the armrest of his seat. *Woe, dude, he thought, How did I ever let them talk me into doing this?*

The roar of the engine droned in the background as the small airplane slowly climbed into the sky. The control tower was getting smaller and smaller. The cars in the parking lot soon looked like Jonathan's Hot Wheels collection.

"Wow, this is great!" Shelton exclaimed. Jonathan took a deep gulp as he stared at his Royal Rangers buddy. Shelton was clothed from head to toe in a brightly colored nylon suit. Wide straps crisscrossed his shoulders. Across his belly was a pouch that made Shelton look lopsided. His head was encased in a white helmet with goggles pulled up and resting across the top.

"Where's the barf bag," Jonathan groaned.

"That's just first-time butterflies," Shelton replied. "They'll disappear as soon as you jump out the door."

Jonathan's eyes caught a quick look at the open door a few feet away. The plane had just entered into a small bank. Jonathan could now see the distant earth.

"Remember now. On this jump you don't have to pull a rip cord," said Shelton. "Your 'static line' will be hooked to the plane and automatically open your chute as you fall from the plane."

With that Jonathan gripped the armrests even tighter and slowly nodded his head.

"Okay, boys, its time to hook up," the instructor called to them across the roar of the engine. Jonathan totally panicked. Again, Jonathan won-

dered why he had let Shelton talk him into this crazy adventure.

I should be home playing video games . . . not 5,000 feet up circling

a small airport, Jonathan thought. The sky diving capital of the world, Zephyrhills, Florida. Help!

Before Jonathan knew it, he was



Art by Andy Davenport

standing in front of the gaping door, watching Shelton disappear below him.

Then suddenly it happened. Jonathan felt a good-natured pat on his back then found himself falling out of the plane and into thin air.

"Ahhhhhhhhhhhhh..." Jonathan screamed as he pitched forward and into a somersault. His legs went flying over his head and tangled into the lines of his partially opened chute. Jonathan was accelerating toward the earth with a tangled mess of fabric and rope streaming up behind him.

Jonathan's panic reached a frenzy as the wind rushing by roared in his ears. He wondered how big a splat he would make on the runway. Jonathan forgot every instruction he had learned about skydiving. He also forgot that another instructor on the ground had a radio control that would open his emergency chute.

"Jesus help me..." Jonathan screamed.

Then Jonathan felt a sudden jerk, and his insides felt like they had rushed down his legs and into his toes. Then there was silence.

Jonathan looked up. Above him was the most beautiful sight he had ever seen. A big, beautiful parachute was spread out in perfect deployment. A calm peace, followed by a sudden rush of excitement, jolted through him.

Jonathan's revelry came to a sudden end, though, as he crashed



through the limbs of a cypress tree and came to an abrupt stop. There he dangled 10 feet off the water and muck of good old Florida swamp.

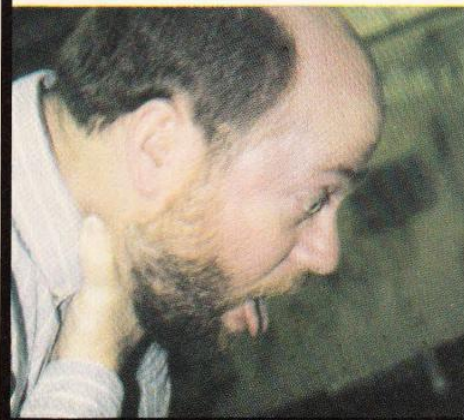
Jonathan offered a small prayer of thanks. *Commander sure was right when he taught us Psalm 34:17*, Jonathan thought. ("The righteous cry

out, and the Lord hears them; he delivers them from all their troubles.")

Jonathan heard a truck coming as Shelton called out to him. He knew they would get him down, but for now he was just thankful he was alive, unhurt, . . . and a real-live skydiver—more or less.

First Aid Tip: The Abdominal Thrust

If you see someone grasping his throat and is unable to cough, breath, or speak, chances are the person is choking. The person may be coughing or breathing weakly and making high-pitched noises.

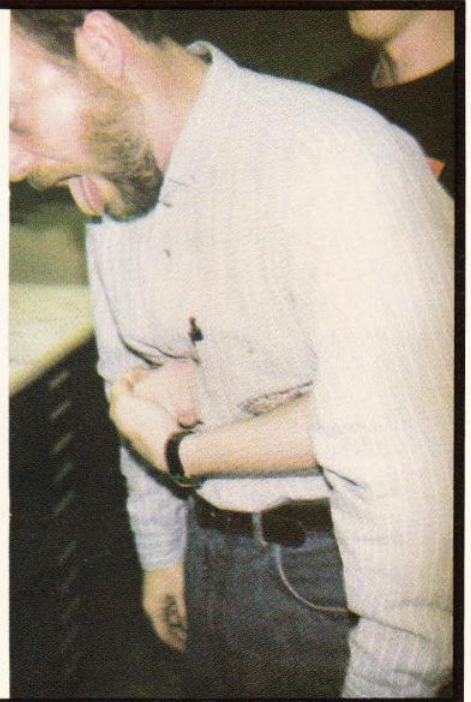


- First ask the victim if he is choking. If no verbal response follows, quickly explain to the person that you will help him.

- While doing so stand or kneel behind the person and wrap your arms around his waist. Now place your fist—thumb side inward—against the middle of his abdomen (stomach area). Make certain your fist is located well below the lower tip of the victim's breast bone and above his naval.

- Grasp your fist with the other hand and quickly press (a squeezing motion) inward with an upward motion.

- If the obstruction remains, repeat the thrust.



Float the Mississippi

By John and Bonnie Eller


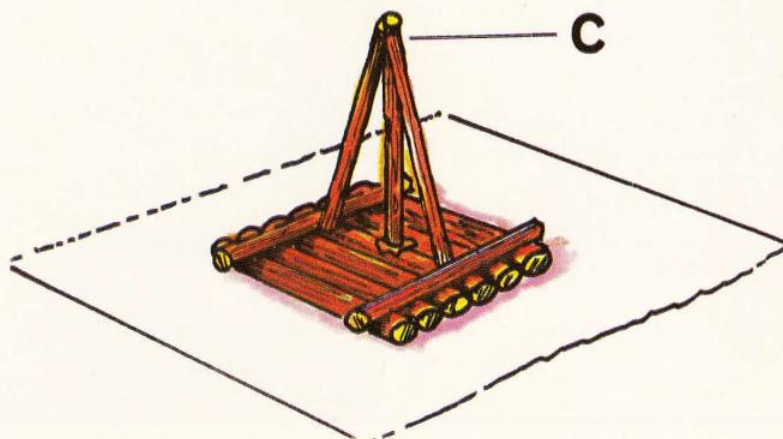


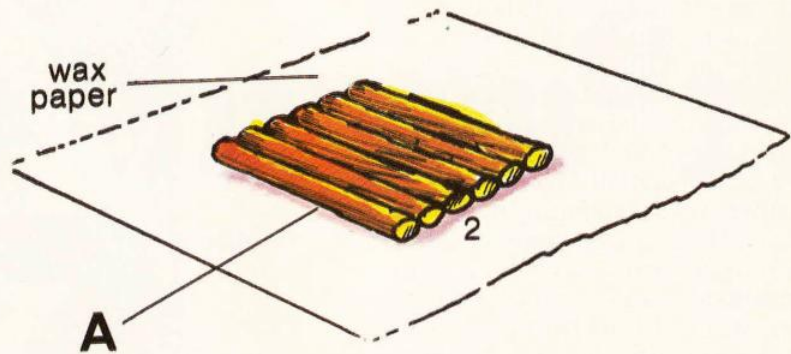
With a little time and a lot of imagination, the boys in your outpost can be floating down the Mississippi on their own log rafts. By following the instructions below the boys can build miniature rafts and name their bathtub "Mississippi."

Items Needed

11 twigs of equal thickness
1 sheet white paper
White liquid glue
Felt-tipped markers or crayons
Waxed paper

Let's Begin

1. Cut each twig about 6 inches in length.
 2. Place six of the twigs on a sheet of waxed paper. Glue twigs together with glue to form the raft (see drawing A).
 3. Cut two twigs to fit the width of the six glued twigs.
 4. Glue these two twigs near the ends of the raft (see drawing B).
 5. Let the glue dry overnight. Next morning, turn the raft upside down.
 6. Cut a twig, about 5 inches in length, to form the mast. Glue it standing up to the center of the raft.
 7. Cut the last two twigs to fit the width of the raft.
 8. Glue the remaining two twigs to both sides of the mast (see drawing C).
 9. Let glue dry overnight.
 10. Cut the sail from white paper. Use crayons or felt-tipped markers to draw your initials onto the sail.
 11. Push the paper sail through the standing twigs.
- Your Rangers are now ready to set sail.



AIDS

**Doing
What's Right**

By Steve McFarland

The Royal Ranger Code states, "A Royal Ranger is brave in spite of danger, criticism, or threats. He is loyal to his church, family, outpost, and friends." These traits are very important. But can you practice the Code when your friend tells you he has AIDS?

AIDS is not fully understood by many—doctors and researchers included. Whenever AIDS is mentioned many people assume the infected person got the disease because of his or her immoral behavior. But did you know AIDS can be contracted through blood transfusions or contact with contaminated (unclean) tissue?

A famous athlete recently told the world he has AIDS. He didn't get the disease from any immoral act either.

He was admired by people for his openness and honesty. His friends supported and helped him along. That is to be expected, right?

While this athlete got support, your friend may not be so fortunate. Your friend may be fearful and ashamed about the illness inside his body. He may not live where people with AIDS are accepted, like the famous athlete.

Read on, remembering the Ranger Code as you go:

Here's a sample story of how you may come in contact with a friend who has AIDS: The shortstop on your baseball team stepped off the curb to cross the street on his way home. Within minutes he was being rushed to the hospital after being struck by a car.

Weeks later, after surgery and a

blood transfusion, he was sent home to recover. You knew him well. You've even invited him to Rangers. Try as you might he was never interested in anything but baseball.

When baseball season came the following year, you looked forward to seeing everybody again and playing ball. When you arrived for practice, you noticed your friend the shortstop wasn't there. So you asked about him. Finally someone said, "He has AIDS, didn't you know?" All of a sudden baseball wasn't so important.

Soon your school was buzzing with stories about the boy with AIDS. Words like how he got it, how you can get it, and how to keep from getting it seemed to be spreading everywhere. Some people called him names; others refused to recognize him or to sit near him. Still others seemed to push him around without a care.

Danger, criticism, and threats are real to people with AIDS. People who don't understand something can do some strange things. They may make bad remarks or gestures to people with AIDS or to their friends. Some may even get physical.

Being brave and loyal is part of being a Royal Ranger. Just because a person has AIDS doesn't mean he or she doesn't need friends.

In the course of our lifetime, most of us will meet someone with AIDS. Perhaps you know someone already infected. This is a fact we must accept. How we choose to deal with it is up to us.

Your friend the shortstop needs two things: First, he needs Jesus to forgive him if he's not a Christian. Second, he needs a true friend. You can offer both to him. Then he can choose for himself.

Months later your mother drives you to the hospital. You walk the familiar hallway to his room. You enter slowly to see a faint smile. Then you hear those wonderful words, "Thanks friend."

You reach to take his hand, and as his eyes close he whispers "Jesus." His final words.

Remember the Ranger Code!



1994 National Camporama

It's coming! The 1994 National Camporama will begin July 11, 1994. You may think that's a long time from now. NOT! So plan now. It'll be here before you know it.

Place: National Royal Rangers Training Center
Eagle Rock, Missouri

Date: July 11-15, 1994

Cost: \$125

Four thousand-plus boys and leaders will attend. But don't be the last one to get ready. Ask your commander how you can begin preparing now: fund-raising projects, uniform updates, parental consent.

Admission Requirements:

1. Must be at least a Pioneer, 10 years of age by July 1, 1994, and have been currently involved in Royal Rangers the last 6 months.
2. Must have completed registration, medical release, and parent/guardian permission forms.
3. Must be prepared to have lots of fun!

Activities could include . . .

- Cool water activities
- Hiking
- Canoeing
- High- and low-ropes courses
- Riflery
- Hot Air Balloon Rides
- Famous Guests
- BMX bike races
- Go-cart races
- Pine Box Derby races
- Bible Quiz
- FCF village with frontiersmen crafts
- Chi Omega Rho encampment
- Competition
- Colorful Evening Pageants
- Music
- International guests
- Special guest speakers
- MORE, MORE, MORE

What more could a Ranger ask for?

Photos by Paul Wharton



Comedy Corner

A Royal Rangers leader was reading the daily newspaper when the doorbell rang. Upon opening the door, the man standing there said he was collecting money for a poor lady down the street who was going to be evicted for not paying her last 3 months' rent.

"How nice of you to be concerned," the commander said. "Are you the lady's pastor?"

"No," the man responded. "I'm her landlord."


* * *

The young father pushing the baby carriage through the park seemed quite upset at the wails coming from it. "Easy now, John. Keep your temper, John," the young father said repeatedly.

A passing young mother remarked: "I must congratulate you. You know how to talk to little Johnnie calmly and gently."

"No, no," cried the father. "I'm John and he's Tommy."

* * *



"OH, STOP COMPLAINING! REMEMBER ALL THE SNOW WE HAD LAST WINTER."

For a going-away-to-college gift, Mike's parents gave him a new sports car. On the steering wheel was a card that read, "From your loving Mama and Pauper."

* * *

Several earthquakes had been occurring, so the loving parents decided to send their son to stay with Uncle Bill and Aunt Martha. They knew little Joey would be safe there. A few weeks later the parents received an urgent telegram: "Returning your son. Please send earthquake."

A few moments after his daughter had announced her engagement, the father questioned, "Does he have any money?"

"Men are all alike," his daughter replied. "That's just what he had asked about you."

Thomas LaMance
Prewitt, New Mexico

A diet is the penalty for exceeding the feed limit

* * *




"The doctor said take two aspirins and call him in the morning."

Games People Play

Read the clue and write in the spaces the name of a game people like to play.

1. Nick made a hole in one! G _ _ _
2. The ones and twos are easy. - A _ _ _
3. The big blue is my shooter. M _ _ _ _
4. That makes it 40 to love. - E _ _ _
5. I made that goal with a header. S _ _ _ _
6. I have to hop over three spaces. _ _ P _ _ _ _
7. You do so have to king me! _ _ E _ _ _
8. Did you see that great ringer? _ _ O _ _ _ _
9. You go over me first. _ _ P _ _ _
10. I got two strikes this time. _ _ L _ _ _
11. Which way does the knight move? _ _ E _ _
12. The Chinese play this game well. P _ _ _ _ _
13. It's your turn to serve the ball. _ _ L _ _ _ _
14. Did you see him dunk it? _ _ _ _ A _ _
15. The puck got stuck in my skate! _ _ _ _ Y

Answers: golf, jacks, marbles, tennis, soccer, hopscotch, checkers, horse-shoes, leap frog, bowling, chess, ping pong, volleyball, basketball, hockey



R E A D ' E M

Read these newly revised

Royal Rangers guides and

reap the rewards of being

a more informed and

prepared leader. Take a



look at the new material

in these guides and you

will quickly realize they

are what you need to read!

R E A P !



The new *Royal Rangers Leaders Manual* is your complete handbook! Expanded to over 500 pages, the new leaders manual is fully updated and covers many of the current issues you face as a commander. The manual examines: *Child and substance abuse • AIDS • Gifted child • Handicapped children • Missions • Intercultural ministries • Urban ministries • The neighborhood extension program • The Royal Ranger of the year program • The history and inception of the Royal Rangers program • Today's boys' spiritual needs*

Along with covering the material in the original manual, the new *Royal Rangers Leaders Manual* now includes the helpful guidebooks: *Royal Rangers Uniforms: An Official Guide for Wearing Royal Rangers Uniforms*, in full color; *Royal Rangers Awards and Recognition*; and *Adventures in Camping*, which includes a full-color wildlife section. This manual, required for all commanders like having four books in one convenient resource. Order yours today!

Royal Rangers Leaders Manual (Paper)
02UH1037 \$13

Newly revised and updated, the *Royal Rangers Leadership Training Course* is designed to help men develop into more efficient and effective leaders as they guide boys to Christ and the Christian life-style. The course is divided into five sections: Organization and Advancement, Understanding and Counseling Boys, Coordinating an Outpost Meeting, The Camping Program, and Teaching and Communication. Each section has a corresponding LTC Test section for leaders to take and submit. Award pins are available for successfully completing each of the first four sections. The *Leader's Medal of Achievement* is earned when all five sections have been completed.

Royal Rangers Leadership Training Course with binder and indexes 02UH0988 \$9
Royal Rangers Leadership Training Course without binder and indexes 02UH0987 \$6
Royal Rangers Leadership Training Course binder and indexes only 08UH0746 \$4

Every Royal Ranger and commander should read and keep a copy of *Adventures in Camping*. Recently revised, this guide makes sure everyone enjoys their camping experience. Included in this edition are new winter camping and survival tips, new information on map and compass orientation, constellation charts, a study of the weather and its effects, discussions on forest fire prevention and conservation, full color wildlife study posters, Royal Rangers camping equipment, updated section on knot tying, and much more.

Adventures in Camping (Paper) 02UH1036 \$7

Call toll free
1-800-641-4310
(\$5 minimum)

GOSPEL PUBLISHING HOUSE
1445 Boonville Avenue
Springfield, MO 65802-1894

Add postage and handling charges: Less than \$10.00, 15%; \$10.00-\$49.99, 10%; \$50.00-\$99.99, 8%; \$100.00 or more, 7%. Add state sales tax: CA, 7.25%; MO, 5.975%. For shipments outside the U.S., actual postage costs are billed. Prices are subject to change without notice. MasterCard and VISA accepted. Please provide card number, signature, and expiration date.