

HIGH

LEADER
EDITION

ADVENTURE


A Royal Rangers Magazine For Boys

WINTER 1993-94

**1993 ROYAL RANGERS
OF THE YEAR**

TO SKI IS TO SEE

**MENDING BROKEN
HEARTS**





6



8



12

Cover photo by Tom Greider

HIGH ADVENTURE

WINTER 1993-94

1993 Royal Rangers of the Year

3

Mountain Climbing

4

To Ski is to See

6

Christmas Crafts

7

Mending Broken Hearts

8

Rascal Rangers

10

Major Bummer

12

If Not You ... Who?

14

Comedy Corner

15

KEN HUNT, National Commander/Director of Publications

MARSHALL BRUNER, Editor

DONNA JESTER, Editorial Assistant

LARRY BANGLE, Art Director


RICHARD HARMAN, Design

RON DAY, Layout

KEN RIEMENSCHNEIDER, Secretary, Men's Ministries

TERRY RABURN, National Director, Division of Church Ministries

HIGH ADVENTURE—Volume 23, Number 3 ISSN (0190-3802) published quarterly by Royal Rangers; 1445 Boonville Avenue; Springfield MO 65802-1894. Subscription rates: single subscription \$1.75 a year; bundle (minimum of five subscriptions, all mailed to one address) \$1.50 a year. © 1993 General Council of the Assemblies of God, Inc., Gospel Publishing House. Printed in USA second-class postage paid at Springfield, Mo. POSTMASTER: Send address changes to High Adventure; 1445 Boonville; Springfield, MO 65802-1894.



Eight regional finalists were named National Royal Rangers of the Year in July during an awards luncheon in Springfield, Missouri.

The awards ceremony was held at the Assemblies of God Headquarters. The eight finalists were presented their awards by General Superintendent G. Raymond Carlson and by National Commander Ken Hunt. Winners received their medals following months of rigorous competition among hundreds of Royal Rangers across the United States.

The Ranger of the Year award is one of the highest and most prestigious a Royal Ranger can attain. It is awarded each year to eight winners who win their sectional, district, and regional Ranger of the Year competition.

These winners are now 1-year members of the National Royal Rangers Council. In addition, they will be given opportunity to travel

within their regions to speak at various Royal Rangers functions.

The 1993 national winners are Brad Dickey, Great Lakes; Jeremy Christian, Gulf; Virgil Kling, North Central; G. Marcus Moore, Northeast; Ramon Deslauriers, Northwest; Kyle Griffis, South Central; Jason Harbour, Southeast; and Weston Warehime, Southwest.

Brad Dickey, age 18, attends Tri City Park Tabernacle in Granite City, Illinois. Jeremy Christian, age 15, from Hillsboro, Missouri, attends First Assembly in De Soto. Virgil Kling, age 17, attends First Assembly in Newton, Iowa. G. Marcus Moore, age 17, attends Gospel Tabernacle in Philipsburg, Pennsylvania. Ramon Deslauriers, age 17, of Bremerton, Washington, attends Hillcrest Assembly. Kyle Griffis, age 16, attends Southlake Assembly in Southlake, Texas. Jason Harbour, age 18, attends Gospel Tabernacle in Chickamauga, Georgia. Weston Warehime, age 18,

of Greeley, Colorado, attends First Assembly.

A common trait seen in national winners is a desire on their part to perpetuate the Royal Rangers ministry. Again this year each of the eight national winners expressed a commitment to "give back to Royal Rangers" what the ministry has given to them. The Royal Rangers ministry is designed to teach leadership responsibility and Bible knowledge so boys will one day become church leaders themselves.

Christian character and responsibility can be seen in the comments shared by each of the National Royal Rangers of the Year:

Brad Dickey: "When I was a kid a National Ranger of the Year came to our church. I thought that was the greatest thing—that he would come to our church. Now I can't believe I'm in the same position he was in."

"I realize now that I can inspire

Continued on page 7

MOUNTAIN CLIMBING: MORE THAN A SCHOOL OF HARD ROCKS

By Michael Warren

Once you see the view from the top, you know why people climb mountains! The wind rasped the snow and rock and numbed our fingers as the sun set over the ocean to the west.

Tom and I sat on a piece of granite at the summit, enjoying the view. We ate peanuts, putting our mittens back on after each handful.

To the east the peaks were lit up in brilliant pink. Then they shone silver against the stars, which were mirrored in the lights of the city more than 9,000 feet below us. We put on face masks as the wind picked up and blew tiny flakes of ice across the summit.

As the temperature dropped, our toes drove us to action. We hopped down from our balcony seats, breaking through a crust of ice and into the powdery snow. We picked up our ice axes and made our way back to the tent.

Sudden Silence

As we moved to the point where the mountain blocked the wind, we were instantly struck by the silence. The only sounds now were the crunching of snow under our boots and the whistling of the wind in the distance and the sound of our breath as we pushed toward camp.

We had dug a small platform not far below the summit for our tent. We were tired. As we crawled into the small opening one at a time, we had to remove the gear and clothing, which are essential for walking around outside.

While one of us stood outside in the cold, the other pulled and tugged at boots with frozen laces, gaiters, wool socks, silk socks, silk pants, wool pants, nylon pants, parkas, face masks, mittens, and gloves.

With the final task of the day conquered, we crawled into our sleep-

ing bags. The inside of the tent glowed green from our lights.

In the warmth of our bags we fell asleep almost instantly, only to be awakened with our tent painfully bright as the sun rose above a nearby peak. The dressing process started. In a little while we were back out in the snow.

This time we were melting snow on our stoves to have water for the first half of the day. In less than an hour, the sun was turning the snow to slush and the fairy tale scene of rock, snow, and ice blazed with the sun's glare. Off went the down parka, and on went the sunscreen and sunglasses.

Exploring the Vertical Dimension

The exciting world of mountain climbing brings to mind photos of unshaven men high in the Himalayas. But mountain climbing is not just a sport for the super ath-



photo by Michael Warren



lete or the foolhardy stunt man with a death wish.

Mountaineering is an activity that can be enjoyed by people of almost any age and in most areas around the world. It is one of the most thrilling and challenging experiences in the athletic world. Yet it can also be among the most profound mental sports as well.

Mountain climbing combines the skills of backpacking and hiking with the skills and technical equipment of rock and ice climbing. The knowledge of how to use a rope and safety equipment opens up a whole new dimension to hiking—the vertical dimension!

Learning Safely

Although climbing has its hazards, it can be a safe sport if treated with respect. When you are just starting out, it is vital to get proper instruction from qualified teachers. Just reading a book on the subject or going off with friends is getting off to quite a dangerous start.

Even in the best weather, ice and snow climbing is a chilling experience.

It's always important to check the forecast before your trip. And remember: At high altitudes the weather can change in a matter of minutes—always be “ready”!

This means you must have thorough knowledge of the changing nature of ice, snow, and rock, which can be gained only through experience with a qualified instructor.

Also, being prepared means you must not become separated from the essential equipment that enables you to survive the extremes of temperature and climate.

No mountaineer leaves his tent without carrying emergency gear—such as a first-aid kit, matches, space blanket, candles, knife, compass, whistle, and much more. To be caught

without these items, or without the knowledge of how to use them, could endanger your life.

The safety equipment used for mountain climbing has been developed over many years of experience. And it takes experience to use it all properly and safely.

The ice ax is one of the essential pieces of equipment. It is the most versatile tool as well. It can be used as a walking stick on the snow, for cutting steps in ice, for probing for crevasses, for anchoring the rope, and many other things.

This vitally important tool, which looks something like a miner's pick, is something no ice climber is ever without.

Another piece of equipment unique to climbing on ice and snow is the crampon. Crampons, also known as climbing irons, are large spikes that attach to the bottom of boots. It is obvious by looking at them that they provide an excellent grip on the snow and ice.

Learning (About) The Ropes

But perhaps the equipment most associated with mountaineering is rope. You can always see it thrown over the shoulder of someone just off the mountain.

But the rope may not be used as you might think. During most climbs, no stress whatsoever is placed on it. It is used as a safety device to stop a fall.

Once you've learned how to use the safety equipment, and under expert guidance have conquered your first summit, you'll know there's no experience quite like it. No picture does it justice and no description is quite adequate.

You won't wonder anymore why people climb mountains—you'll know.

See you at the top! ❄️

This is a serious sport, one which requires adult supervision. This article was not based on a Royal Rangers activity nor is it a recommended activity.




photo by Michael Warren



photo by Joan Eaton, Waterville Valley, New Hampshire

TO SKI IS TO SEE

By Dana P. Lemieux

Ryan hit the bump at 20 mph, then his feet left the ground. As he soared through the air, the wind whipping past his face—the trees were just a blur. As he landed his skis threw up a wave of snow. Though he struggled to keep his balance, Ryan's mind was focused. He concentrated on making it to the lodge without one spill as he traveled down the blue square trail.

Picking up more speed, Ryan glided along the packed powder. Then his left leg slid out as it hit a patch of ice, threatening to send him crashing into the cold snow. Many other obstacles appeared in his path as he sped toward the bottom. There were trees, rocks, moguls, and inexperienced skiers.

As the day drew to a close, Ryan decided that next time he would be ready for the black diamond trail. But for now his mind was drifting off to the Nordic ski trip planned for tomorrow.

Awe, the thrill of skiing. To many it's the most exciting and challenging sport of all. Perhaps skiing is a sport you've always wanted to try—the high adventure. If so you can begin by learning the basics below.

There are two basic types of skiing: Alpine and Nordic. Alpine skiing concerns itself with downhill slalom skiing and many other events. Nordic basically covers cross-country skiing and ski jumping. Telemark skiing is a combination of both.

Every form of skiing requires different types of skis for each event. A new pair of skis can cost several

hundred dollars without the boots or poles, so it might be better to think of renting everything first, for around \$10-\$35. There are also bazaars and special ski sales where used or new discontinued skis are sold at discounted prices to almost free.

Alpine skiing is usually limited to skiing areas where a ski lift brings you to the top of the groomed trails. These areas are not limited to just the northeast or northwest regions. As long as your area has cold weather, man-made snow usually can be found. Even warm weather hasn't stopped people from finding ways to ski. Today artificial skiing surfaces can be found in the deep south.

No matter where you are, plan to pay at least \$15-\$45 for a full day of fun. However, discounts are usually given to large groups, during off seasons, and for half-days. Most areas offer special packages for beginners—which include equipment, instructions, and a lift pass.

When choosing a ski area, make sure it has trails that are suited to your abilities. If you're a beginner look for "green circle trails."

These runs are designed with the novice (beginner) in mind. "Blue square trails" are for the intermediate skiers, while experienced skiers use the "black diamond trails." Most ski areas have each type of trail, so consider how many of the trails meet your needs. You don't want to ski on the same trail all day.

If you're low on funds, try cross-country skiing. Cross-country ski equipment is usually cheaper to rent than downhill equipment. While there are some officially

maintained trails, the cost for using these trails are usually minimal. Other areas are so heavily used that grooming is not required, so there is no cost.

Though cross-country skiing isn't as fast as downhill skiing, it is no less enjoyable. The challenges you may face are just as tough. As you're skiing along, there may be rivers to cross that are rapidly moving, leaving just the stepping stones with an icy coating. Stretches of steep, icy trail may threaten to send you crashing to the ground, leaving you to figure out how to get back to the top on your return trip.

Your group is on its own deep in the woods. No ski patrol to rescue you if something should happen. So remember to be "ready."

As you quietly propel yourself along the snow, you may find signs of the critters that fight to survive during the harsh winter. Tracks of moose, deer, squirrels, mice, and many others may be visible. You might even come across a spot where a bird of prey has found its quarry, leaving signs of its conquest upon the slate of snow. Then there is the challenge of identifying the trees without the distinguishing leaves so prevalent in the summer.

If you want to combine the challenges of Alpine and Nordic skiing, try Telemark. Here you can maintain control while speeding down the steep slopes of the mountains, or glide along the unbroken snow of the back woods.

No matter what type of skiing you choose, it is bound to be loads of fun. So remember to dress in layers, keep a watch out for frost bite and hypothermia, and have a great time. ❁

Let's make a Christmas gift for Mom or Dad!

KID ACTION

LOG PENCIL HOLDER

MATERIALS NEEDED...
1-PIECE OF LOG, 5" DIAMETER
x 8" LONG
SANDPAPER, COARSE

GET A PIECE OF LOG ABOUT 5 INCHES ROUND AND CUT IT TO AN 8 INCH SIZE.




TRIM THE BARK OFF THEN CUT THE LOG IN HALF WITH A RIP SAW.



BORE FOUR 1/4" DIAMETER HOLES IN THE LOG.



SAND ALL SURFACES USING THE COARSE SANDPAPER.



THE LOG PENCIL HOLDER IS NOW READY FOR USE.




KID ACTION

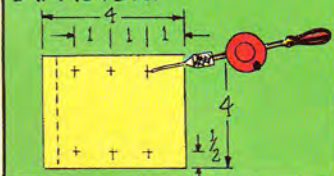
EXPAND IT NAPKIN REST

MATERIALS NEEDED...
1-PIECE OF WOOD, 1/2 x 4 x 8
1-COATHANGER WIRE, 10" LONG
3- NAILS, 1" LONG
SANDPAPER, COARSE + FINE
PAINT, (ANY COLOR)


FIND A PIECE OF 1/2" THICK WOOD, CUT IT TO A 4x8 SIZE, THEN CUT IT IN HALF.



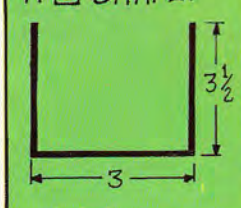
LAYOUT 6 HOLES WITH A PENCIL AND RULER, THEN BORE 6 HOLES 1/16" IN DIAMETER.



ATTACH THE TWO PIECES OF WOOD IN AN 'L' SHAPE WITH THE 3 NAILS AND HAMMER.



BEND THE COAT-HANGER IN A U SHAPE.



PAINT THE PROJECT AND ALLOW TO DRY.



THE NAPKINS ARE READY TO REST.



Continued from page 3

others by my attitude and behavior. I plan to pass on to other Rangers what the program has given me. I have completed my leadership training and plan to become a commander myself.

"Royal Rangers offers an incredible opportunity to boys. It teaches Rangers to work with their peers as well as with their leaders. Also, it helps strengthen boys' relationship with Christ. That in itself is an excellent testimony of the effectiveness of the Rangers ministry."

His advice to those aspiring to be a National Ranger of the Year: "Seek first the kingdom of God and His righteousness—not the kingdom of Ranger of the Year or the kingdom of cars or the kingdom of anything but that of God's. Just be diligent and work hard, and whatever God's will is in your life will be done."

Brad has earned 27 advanced merits, the Gold Medal of Achievement, and the Gold Buffalo Award. He is also a member of the Frontiersmen Camping Fellowship.

Jeremy Christian: "My parents divorced when I was 5, so I haven't seen a lot of my father. Because of the circumstances of my broken home, I became withdrawn and chose not to relate to anyone. My mom learned of the Royal Rangers program through our pastor, who realized I needed leadership from a good male role model. Then at age 11 I joined Royal Rangers. Because of my commanders and the Royal Rangers ministry, I was able to work through my problems. Now that I'm a National Ranger of the Year, I want to use my talents and abilities to be a blessing to others—such as those from broken homes like myself."

Jeremy has earned 32 advanced merits, the Gold Medal of Achievement, and the Gold Buffalo and Silver Buffalo Awards. He is also a member of FCF.

Virgil Kling III: "When I was a Pioneer, I really admired a guy from Iowa who became National Ranger of the Year. That inspired me to study and to work harder on my advancements. Now that I hold that same title, I, too, can be an inspiration to other Rangers. Royal Rangers has given me more confidence in myself, helped me resist peer pressure, and taught me to accept myself as I am. It has also taught me how to be a witness to others."

"Becoming a National Ranger of the Year will further help me give back to the Rangers program what it has given me. I can do that by working with young boys and teaching them what I know."

Virgil has earned 39 advanced merits, the Gold Medal of Achievement, and the Gold Buffalo and Silver Buffalo Awards.

Marcus Moore: "Two years ago at a district JLTC [Junior Leadership Training Camp], I was filled with the Holy Spirit. Since then the Holy Spirit has given me boldness to witness, and Royal

Continued on page 9



Mending Broken Hearts

By Valorie G. Hurd

Bill Wilson was abandoned on the street when he was 14 years old. His mother walked off and left him. He waited for 3 days, but she never came back.

Now Bill Wilson pastors a church in New York. He tells over 12,000 kids a week about Jesus through Sunday school, Royal Rangers, and other ministries.

How could a boy's life be changed that much, you might ask. Here is the story:

Thankfully, a deacon from a local Assemblies of God church was there to help when Bill was left on the street. He paid the way for Bill to go to summer church camp, where Bill heard the story of Jesus for the first time. He gave his heart to Jesus, and his life was never the same again.

When camp was over Bill stayed at the church, and the people took care of him. But Bill said the most important thing that helped him was the Royal Rangers program.

Bill got involved with Royal Rangers. Every week the boys' commander would take the outpost out on Saturdays to collect newspapers for recycling. They would use the money to pay for supplies and camp-outs. Then the Rangers would pass out tracts and tell people about Jesus.

After such a busy day, the commander would take the boys to McDonald's. Bill knew he was loved among this new group of

friends. He felt accepted. He felt like his life was worth something.

His life was definitely worth something. Jesus made us all and loves each of us. And Jesus is now using Bill to tell others about His love!

Bill graduated from a Christian college then went to work at a church. The church's Sunday school grew so fast, it became the largest Sunday school in the Assemblies of God.

But Bill was drawn to New York. Drawn to the neighborhoods where children are in danger. Where they have to live with the sound of gun shots and dodge the drug dealers up the street.

Now each week over 12,000 kids hear about Jesus through Bill's ministry. Sunday school is held on Saturdays and includes a live band, cartoon characters live and in person, videos, games, prizes, and the story of Christ's love. Ushers wearing camouflage help the kids find their seats, and clowns can be seen spreading smiles.

This is definitely a change for these kids—a rare treat in a world of danger. The fun and games, the smiles, the love of Jesus are a welcome break from what goes on outside.

It isn't easy to reach the kids in that area. Bill has come face to face with people who wanted to kill him. Once two men smashed him in the face with a brick and caused him to go blind in one eye.

He was supposed to have surgery. But the very morning of his scheduled surgery, he woke up able to see! God had completely healed him.

Danger is all around. But that doesn't stop Bill. He and his other workers visit the children in their

homes each week. He leaves no doubt about it: These kids are loved. They hear it in Sunday school, and they know it when he shows up at their front door to talk to their parents about Jesus.

Bill's story has a wonderful ending. His life is a miracle. But it could have turned out the opposite way. It was because someone wasn't afraid to show Bill love that his life was changed. It was because of a Royal Rangers outpost in Florida. It was because of other boys who accepted him as part of their group.

You, too, can help someone like Bill. By being part of a Royal Rangers group, you have a chance to share love with others. Someday a boy may be on a camp-out with you ... just waiting for someone to show him love, to tell him about Jesus.

Someday you might hand a tract to someone who has never heard the name Jesus before. And someday you may be just like Bill. You may find yourself the commander of an outpost, reaching thousands of kids for Christ each week!

But you have to start now. Ask other patrol members to join you in witnessing to others. Christ wants to use us all. Do not ever be afraid. Christ will be with you when you witness to someone about Him.

Remember: His protection and power is with us. We can do all things through Christ who strengthens us! ☸


Please help support Bill and the kids in his Royal Rangers and Sunday school groups. Pray for them. Send them an offering. Bill's church sits inside the ghettos of Brooklyn, New York, and his members have little money. So Bill depends on people from across the nation—like you—to give.

HIGH ADVENTURE

WINTER
1993-94

A Royal Rangers Magazine For Leaders

LEADER



Ken Hunt
National Commander

I'm a Commander, Too!

2

Only One Boy

3

News

4

Your Outpost Planning Guide

6

Devotions for Boys

11

Preparing for Winter Camping

13

Crafts for Camp-outs

14

Time for Winter Camping

15

One-on-One

"No school today, kids!"

With those tranquil words from Mom, I would peek through sleep-filled eyes at a blanket of freshly fallen snow . . . then rejoice: "It's snowing; it's snowing!"

What glorious memories. After a hearty breakfast, my brothers and I would don the appropriate cold-weather apparel and plunge into the lush, soft stuff. Seemingly it was an outdoor world, a winter wonderland, made just for us and for our enjoyment.

Nowhere could I see the brown grass of winter—all twigs and blemishes now covered with a blanket of white. Even our barnyard had a sense of beauty.

The whiteness of snow signifies purity. David said in Psalm 51:7: "Cleanse me with hyssop, and I will be clean; wash me, and I will be whiter than snow" (all Scripture verses taken from NIV). Thank God for the precious blood of Jesus Christ that can change our hearts from the awful black of sin to the purity it was before the fall of Adam.

Oh, how we need it to "snow"! Our nation needs the covering of Christ's cleansing power.

The prophet Isaiah, pleading with the people of his day, exclaimed, "'Come now, let us reason together,' says the Lord. 'Though your sins are like scarlet, they shall be as white as snow; though they are red as crimson, they shall be like wool'" (Isaiah 1:18).

Nothing is more fitting than to have a white Christmas. Is it just the tradition of Christ's birth at wintertime that causes us to anxiously await new-fallen snow? Or is there something more inherent? The wise know the true thrill of Christmas: On the evening of Christ's birth, the God of heaven covered the earth with the love of His Son.

This Christmas season you will be privileged to share that truth with your Royal Rangers. Though the story has long been told, don't neglect to tell that beautiful narrative. Some of your Rangers may learn for the first time the true meaning of Christmas . . . and how the blood of Jesus will make their hearts white as snow.

Yes, the beauty of snow quickly fades—revealing once again a soiled earth. But the covering of Christ's forgiveness will forever remain, and our filthy sins will be no more.

Praise God for that blessed hope . . . which far too many boys do not have—keep the burden!

As the day came to an end, Dad would carefully scoop the snow for the snow ice-cream, and Mom would warm our chilling hearts with hot chocolate just before bedtime. All too soon the announcement came: "Get up! There's school today." The excitement of yesterday was gone, replaced by the drudgery of another school day. It didn't really matter. I could still close my eyes and consider the treasures of snow.

I'm A Commander, Too!

A Buckaroos Leader's Helpmate



By Sue Schreiber

I need help to really promote the program," was the weekly lament I heard from my husband Bob. His comment became a Thursday night ritual after returning home from a Royal Rangers meeting.

Through the weeks my mind dwelt on what I could do to help Bob minister to these boys. (Most of them experienced the woes of a broken home.) Finally, after a number of weeks, I told Bob: "If you will be responsible for the devotion, activities of the evening, etc., I'll make a deal with you. I'll listen to each boy as he recites a weekly assignment, keep records and charts, and promote extracurricular study material." And so our adventure began.

I came to realize that husband-and-wife teams are ideal for the Straight Arrows and Buckaroos programs. For us it was the Buckaroos. A pastor from Texas shared with us that he felt that parents who had children in Royal Rangers became very successful leaders.

Our boys were both young Rangers when I became Bob's helper. Now I

am convinced that when families can be involved together in a program, it promotes strength to both the family and the group. But as boys pass the Buckaroos age, they need the leadership of men in their lives.

Together Bob and I shared a number of interesting experiences. We let the boys set up tents in our backyard and camp out. Together we took them on a tour of McDonald's. Together we took them to a cup factory for a tour. And together we took the boys to a firehouse for a tour.

I was also helpful to my husband by sewing on all those patches. Trust me, I'm in no way a seamstress. But to keep our boys sharp looking, I hand-sewed all their patches.

I was also able to counsel and to teach. A Catholic boy named Jamie came to our church and became excited about the program. He quickly made his way through the Advancement Trail. I became very involved in working with him and his mother. I was privileged to work with him, listen to him, and

encourage him to study God's Word.

I was even a helpmate when annual Pow Wows rolled around. Before each Pow Wow I prepare food ahead of time and package it for each meal. Although the older boys were helpers at the campsite, Bob really enjoyed my advanced preparation when it came time for him to feed 23 starving boys.

I personally do not consider myself a leader, but function best as a helper. Weekly contact with each boy, encouraging him to work toward a goal, became a very rewarding experience in itself.

Our hearts' desire was to work in a capacity where we could reach our two sons for Christ and to reach out to others at the same time. Royal Rangers allowed us to work together as a team and fulfill this goal.

Straight Arrows and Buckaroos commander, do you need help at the outpost?

Sue Schreiber has served for 6 years as trail boss. She is an employee of the General Council of the Assemblies of God.

Only One Boy

By J. C. Brumfield

Have you ever thought what might be involved in the winning of one child to Christ? I had this impressed upon me in a most thrilling way.

The story began more than 20 years ago. I was a student pastor in a country church in Missouri. I had toiled and prayed all week to have a message ready for my congregation on Sunday night. The Lord seemed to clearly lead in the preparations of an evangelistic sermon.

Then came Sunday night. To my dismay it was raining. It was one of those cold, merciless downpours that soaks deep into the thirsty soil, making bottomless quagmires of black gumbo. Deacon Hawk suggested that no one would come to church in the rain and mud. But an inexperienced, young preacher is hard to dissuade, especially when he has a new sermon burning in his soul.

Didn't the Lord give me a message? I thought. Didn't He know who would be there, and didn't He give me a message for the unsaved?

We plowed through oceans of mud, across the dismal cemetery to the little rain-soaked church. As soon as we lit the gasoline lamps Deacon Reesinger came over, and that made three of us. *I couldn't preach an evangelistic sermon to two deacons, I thought.* They patiently listened to my explanations about my burden for the service, but they assured me that my "well-prepared" evangelistic sermon would keep. I had a heavy heart. They had decided that we should have a prayer meeting and go home.

Just then the door opened and a teenage boy sloshed into the room. He was Deacon Hawk's new-hired boy. The dear, old deacon had a twinkle in his eye as he gave me the

sign, so we proceeded with an entire Sunday night service.

I'll not go into discussion of the quality of the singing, but that was followed by the offering and the Scripture reading. Then came the sermon by the ignorant boy-preacher who didn't know any better than to preach to such a small congregation.

When the invitation was given, that boy walked down the aisle and trusted Jesus as his Savior. He said, "I know I was the only sinner there and that you were preaching to me."

I was back in that community a few

bered that, for I had told the story many times. With tears of gratitude in his eyes, he said, "I am that boy, and now I am a preacher of the gospel."

I told the story to Dr. Harry Von Brock. Then he inquired, "Have you heard about another boy who was the only one in church one night?" Then he told this story. Many years ago a preacher found only one boy had come to hear his evening sermon. He refused to preach just to one boy. There was no service, and he went home. That boy was young Solgos. A few years later he assassinated President McKinley.

Only one boy ... but one boy heard the gospel and the other was turned away. Millions of children are waiting for someone to tell them the good news of God's love as revealed in the gift of His Son.

No one knows what is in the balance—just one boy or one girl.

Suppose


Suppose someone had met a little boy in Italy about a half century ago and told him the way of salvation. Suppose little Benito had received Jesus as His Savior. What a difference there might have been in the history of the world!

Suppose someone had won a little boy in Germany to the Savior, and little Adolf had lived his life for Jesus—instead of in hatred, bitterness, and war.

Suppose a little Japanese boy named Hirohito had been led to Christ. Suppose he worshiped the Savior instead of heathen gods.

Suppose a boy named Joseph had heard the story of God's love in Russia. Suppose he had become a follower of the Lord Jesus Christ.

Think! Who knows the value of a child?



days ago and conducted a service in the church where I was ordained. After the meeting a gentleman approached me and asked, "Do you remember me?" I had to confess that I did not. Then he startled me with the question, "Do you remember the cold, rainy night 22 years ago when you preached a sermon to two deacons and a boy?" I certainly remem-

National Summer Camp Sets Attendance Record

By D. Edson



Royal Rangers from around the nation attended the annual Eagle Rock Adventure held July 18-24, 1993, at the National Royal Rangers Training Center near Eagle Rock, Mo.

This year marked the largest attendance ever—83 boys and 24 leaders. The large gathering can be attributed to the joint effort of commanders throughout the nation. Both this year and last Don Brock—North Central Region coordinator and Decade of Harvest Coordinator—was responsible for recruiting several individuals himself. This year he sponsored three boys from inner-city Chicago—who otherwise would not have attended.

The national summer camp was an adventure for anyone who enjoys the great outdoors and adventure. This year boys enjoyed such activities as riflery, archery, a 12-mile hike, water activities, a 15-mile canoe trip, spelunking, rappelling, and high- and low-ropes courses. Also, boys were involved in wood craft, a night owl expedition, and pioneering.

Boys did every activity as patrol members. They learned how to camp together, work together, think together, and grow in the Lord together. Patrol members had to

depend on one another, for example, to complete the low-ropes course. And 40 feet above ground, they were assisted in completing the challenge of the high-ropes course and the rappelling tower. Together they grew closer to God through chapel services and devotional times. Communion was served by leaders. Commanders discussed with the boys about youth issues and life-controlling problems. The end result: Many boys were changed spiritually ... and that is what Royal Rangers is all about!

Region Coordinator Reports Healing

Leon ("Shorty") Wills, South Central Region Coordinator: "In January doctors found a growth in the cardiovascular area behind my stomach. The growth was attached to my spleen, stomach, and colon. They removed my spleen, part of my esophagus, and two-thirds of my stomach. Doctors were able to remove it from my colon without removing any of the colon itself.

"While in intensive care, I quit breathing and my heart stopped beating. I had to be 'jump started.' The problem: My air passageway had been injured when I contracted diphtheria while a baby. There was not enough room for all the tubes, etc., which robbed me of air. While being jump started, it caused some incisions on the inside to come loose. Doctors would not open me up again to make repairs.

"I went 51 days without anything to eat or drink. God taught me patience. I have always had a lot of patience with boys and other people ... but never with myself. I returned home on March 22 and am still weak if I do too much. With the exception of trying to get used to eating and being weak, I feel great! The Lord was so gracious to me. I never felt discouraged or down. (Now that's a miracle within itself!) God gets all the credit."

As for the love offering that was given by the councilmen at the 1993 National Council, Shorty says: "I wish there was some way I could thank each and every one who kept holding me up in prayer and also for the love offering. If it wasn't for

prayer, I don't believe I would be here today.

"P.S. There was no sign of cancer anywhere. God gets all the credit!"

Senior Citizens Lead Rangers

By D. Edson



Whoever said we should retire when we get older never met James and Leona Bell. This elderly couple are Royal Rangers leaders at Riverview First Assembly, in Riverview, Fla.

James and Leona, who are both in their 80s, have a great burden for young people. To enhance their ministry they completed the Leadership Training Course. However, their commitment to young people stretches far beyond their own church. Once a week they visit and minister to kids at a nearby children's home. Then on Sunday afternoons they visit a local hospital to encourage the patients there.

Last year Leona suffered a heart attack and James had open heart surgery. Yet their health problems have not kept them away from their ministry.

There is no doubt that it takes special people to be a commander. And James and Leona Bell are proving again that senior citizens have a special gift to offer Royal Rangers.

Grandmother Makes Royal Rangers Quilt

By D. Edson

Ruby Snider was so proud of her grandson, Andrew Hastings, of Florida, for earning three Silver Buffalo Awards that she decided to make a quilt in honor of his accomplishment.

It was certainly no small task for Ruby, a member of First Assembly of God in Aurora, Mo. Each block of the 30-block quilt, which was



embroidered with the Royal Rangers points, took 36 hours to complete.

The quilt begun September 10, 1992, was finally finished April 17, 1993, with Irene Hensley helping with the hand quilting. It was reported that this labor of love was valued at \$1,500.

Because of one Royal Ranger's dedication, one grandmother had the chance to show how much she loved him.

Rangers MAPS Worker Comes Home

By D. Edson



South Africa is a country in constant turmoil. But God has not forgotten the children there. He made sure the Royal Rangers ministry would reach South Africa's distant shores by sending Brian Brolin.

Brolin, a member of Calvary Assembly in Crystal Lake, Ill., was sent to South Africa on a 2-year

Missions Abroad Placement Service assignment. MAPS sends individuals, who are sponsored by local churches and individuals, around the world, using their various vocational skills to assist missionaries in their work.

Brolin's job was to establish Royal Rangers outposts throughout South Africa. In December 1991 Brolin trained the first Royal Rangers leaders in South Africa. In June 1992 he trained new leaders in Windhoek, Namibia.

Brolin also presented the Royal Rangers ministry to church leaders in Botswana. Three churches there have since begun training their own commanders.

A minor triumph was obtaining an official Royal Rangers pickup truck. The truck had been desperately needed and was obtained with the help of Missionary Ed Corbin, Brolin's home church, and other faithful supporters.

Brolin was also involved in two Christian children's camps in Hillbrow. The area is an impoverished, multiracial community in Johannesburg, South Africa. The camps were designed to teach the

children how to build self-esteem, deal with conflict, and reach out to others.

In May 1993 Brolin returned to the United States. He is to be highly commended for his outstanding service on behalf of the Royal Rangers ministry.

News Briefs

- **Ann White, wife of Regional Coordinator/District Commander Ed White,** went to be with the Lord on Friday, May 14. She had been diagnosed having cancer. A memorial service was held Monday, May 17, at Pleasant Grove Assembly of God in Durant, Fla. I know you'll want to remember Ed and his family in prayer at this time.

- **1993 Illinois District Pow Wow:** 1,200 boys attended—103 of whom were led to Christ. During the Pow Wow \$1,700 was raised for a Chicago inner-city Royal Rangers project. Senior Commander Mario Jones, of Outpost 229, New Heritage Christian Center, is reaching more than 70 street boys through the Royal Rangers extension program. This money went toward the purchase of curriculum and other items for this extension program. The principal and board of a local school in inner-city Chicago gave Commander Jones permission to hold Royal Rangers meetings at the school 3 nights a week for 6 weeks.

Thanks to David Plake, district men's director, for your help in raising the funds for this project. And thanks to each boy and leader who gave at the Pow Wow.

- **Five new families** were added to Ministerios Nueva Vida Church in Lubbock, Tex., as a result of Royal Rangers, notes a church member there. In Outpost '97 eight men (the pastor, associate pastor, an elder, and five commanders) took the Leadership Training Course. From this sparked enthusiasm, the church began to grow.

Not only has the Royal Rangers ministry there been a tremendous success, but Fiesta Lubbock '93 (a crusade) has reaped a huge harvest in the area. The crusade saw 105 souls won to the Lord as well as 78 rededicated. Now new reports of miracles are being received daily.

Your Outpost Planning Guide

By Rev. John Eller, national dispatcher

Straight Arrows Program

Overall Approach—Straight Arrows usually have a short attention span. They are not likely to absorb a great deal of data on any subject. All sessions with this age group should be brief and to the point. As a general rule, you should introduce a particular subject instead of going into detail. Full understanding will need to wait on maturity.

December: Mentally Strong and Spiritually Awake

1st Week—Respect. Straight Arrows cannot see the “big picture.” They can see, feel, and experience. However, they cannot grasp the abstract, nor do they understand the total implications of a situation. It is best to turn learning experiences into a game for them. You are their “chief,” training them to be mentally strong, brave, and successful “Indians.” You teach them to listen when the chief talks and to learn from what you say.

Share this with your boys: During the frontier days, Indian boys were taught to have great respect for their parents and people who were older. Little braves would try to be like the older braves. Older people were role models. They had to learn what was good to eat and what was bad for their health. They learned where danger lurked and how to defend themselves against attack. They learned how to fish, trap animals, and catch birds. They were taught to think for themselves and to always be mentally alert.

Play the role of chief with your boys. Discuss with them the various kinds of wildlife in your area. (Your local library will have books with pictures of the various birds and animals.) Demonstrate a few animal or bird sounds. Play the game of stalking animals by looking for animal tracks, which can be drawn on or cut out of paper. Pretend there is a hunting trip, using imaginary bow and arrows.

Take the boys outside some evening to watch the stars come out. Tell them how God made the universe and how each star does what God wants it to.

Lead in a songfest with the boys, using simple songs they enjoy. Make it a time of worship and awareness of God. Encourage them to recognize the presence of God and His love for everyone.

2nd Week—Games. Share that playing games is important to the boys’ development. A good reference is *Handbook of American Indian Games*, by Allan MacFarlan (published by Dover Books). Some good games for this age are ring toss, rock or stick throw, and racing. Be sure all boys participate. Each Straight Arrow should feel a part of the games.

3rd Week—The Supernatural. Share that Indian boys were taught about the supernatural and learned about the “Great Spirit.” They were taught the “Great Spirit” would help and guide them. However, the “Great Spirit” was just one of the many gods in which Indians believed. (This term is called *polytheism*: belief in or worship of more than one god.) As small children, the Indians had been taught about praying, sacrificing, and getting help.

Tell your braves that there is only one Great Spirit, who is God. Add that we can talk to Him anytime we want. He will be there when we need Him. Lead a discussion using questions like these: How can God help us today? What can we do to be more like God? Are there things God wants us to do? Then talk about how we can pray to God and how He hears and answers. Note that some of the Indians prayed to gods that could not hear them, and would not answer. Mention that prayer is not always asking for something. Involve the boys in a time of giving thanks to God for all He does and gives. Close by praying for God to speak to those across the world who need to know Him.

4th Week—Happy Birthday, Jesus. Christmas is the time we celebrate Jesus’ birthday. The story of His birth is old, but it is enjoyed over and over again. A good way to teach

the story is to have the boys participate in a reenactment with a manger, etc. Allow different boys to do role-playing as shepherds, Wise Men, etc.

Read the story from Matthew about the birth of Jesus, using the New International Version—a translation easy for kids to comprehend. Lead a discussion with a few simple questions about the passage. Plan a celebration for Jesus’ birthday. Decorate the room. Using light cardboard and felt markers, have the boys make birthday cards for Jesus. Encourage them to write special messages on how they feel about Jesus. Arrange for games, prizes, and treats. Ask the boys to sing a happy birthday song to Jesus.

5th Week—God’s Word. Using a large family Bible, demonstrate the importance of God’s Word in our lives. Most of your boys are probably unable to read. Stress to them that learning to read is important so they can read the Bible. Encourage them to ask someone at home to read the Word to them. Select a favorite passage from the Bible and read from the NIV.

January: Physical Fitness

1st Week—Fitness. When introducing this theme, remember your boys may not fully relate to the term *physical fitness*. Discuss with them the meaning. Share why it is important for boys ages 5 and 6 to be physically fit. Explain what is happening as their bodies grow. (Your local library should have several good books on early childhood development.) Talk about eating right and what kinds of foods make a balanced diet. Encourage exercise and proper rest. Demonstrate some exercises they might use to keep fit.

2nd Week—Fitness. Talk about how the early American Indians kept themselves physically fit when growing up. Indian children usually walked a lot. The only other way to get around was horseback. Indian children learned skills through the games they played. The foods they ate were wholesome and nourishing, which helped keep them strong. Discuss some things Indian children might have done to exercise—such as horseback riding,

canoeing, running, jumping, climbing, throwing, stalking wild animals, playing tag, and wrestling. Check an encyclopedia as a reference on games.

3rd Week—Samson. Relate the Bible story of strongman Samson, and explain how he was consecrated to God. Explain that God helped Samson to be strong physically so long as he obeyed God. Read from the Bible how Samson's strength was manifested. Share that when Samson forsook the Lord, he got into trouble and was imprisoned. Point out that when Samson repented, God heard him and restored his strength. (Most any Bible storybook for children will give the story of Samson in fashion interesting and easily understood.)

4th Week—Bible Story Time. Select several boys to tell—in their own words—their favorite Bible story. Lead in a discussion about the stories and how they teach us about God.

February: Heroes

1st Week—Heroes. Your Straight Arrows relate to heroes, whether in the present or past. American history is filled with stories of people who set good examples and who are remembered for their heroism. While the boys will not be able to understand all the facts about an individual, they will comprehend some important fact about the person being discussed. Share that many important people had a part in making our country what it is today.

Some of the most outstanding people in early America were the frontier preachers and the circuit riding preachers. They braved unknown dangers to bring the gospel message to Indian tribes of the frontier. They would often be attacked, even killed, by hostile Indians or others unfriendly to their work. They rode on horseback—in rain, sleet, and snow—to get the message through. Many churches were established as the result of these brave men of God. Explain to the boys that being a hero is not something one tries to be, but something that happens when one does what is right.

2nd Week—Indian Hero. Chief Joseph of the Nez Percé Indians of Oregon was a real hero. He was a man of peace, and did much to help in the peaceful settlement of the white man in the Northwest. Tell the boys that in the days of the frontier, many Indians were mistreated and lied to, so that many became hostile. But Chief Joseph did not become bitter toward the white man. He had the right attitude toward Christians and faith in God. His leadership prevented much of the bloodshed other tribes experienced.

3rd Week—U.S. Presidents. The presidents of the United States have often been seen in heroic roles. This week teach the boys about George Washington and Abraham Lincoln. Both presidents were born in February, so you could point out their birthdays on a calendar. Make a list of interesting facts to share—such as where the presidents were born, what the country was like when they were boys, how they became presidents, and some important things they did for America. If possible provide pictures of all the presidents. Most encyclopedia should contain such photos and facts.

Ask the boys what they think it is like to be president. Ask if any ever saw a president. Ask if anyone has been to Washington, D.C., seen the White House, or famous historic sites there. Discuss with them about the Washington and Lincoln memorials. The Lincoln Memorial is on back of most pennies. Show currency bearing this image and those of presidents Washington and Lincoln.

End the meeting with a birthday party for these two great men, and provide games and refreshments.

4th Week—Bible Heroes. Select three heroes from the Old Testament and three from the New Testament. Here are some suggestions: Noah (shipbuilder), Moses (great leader), David (giant killer), John the Baptist (wilderness preacher), Jesus Christ (Savior), and the apostle Paul (great missionary). Share a few basic facts about these men and why they were great. Keep your explanation simple. Ask the boys to name their favorite Bible

hero and tell why. Ask them: What happened to make each Bible character a hero? How did God help them? Will God help us the way He helped them? Remind the boys that all people are important in God's sight, and read John 3:16.

Buckaroos Program

Overall Approach—The focus this month will be on the rodeo. Build excitement and anticipation by sharing a few insights with your Buckaroos about what lies ahead. Plan for this to be a time of both learning and fun. Your local library will feature a host of books about cowboys, Indians, and rodeos. The World Book Encyclopedia, for example, is an excellent reference. Also, refer to past issues of High Adventure Leader.

December: Indians

Review—The early American cowboys often had to herd cattle across hostile territory. This required a lot of skill and endurance. Their herds were often stampeded or killed by Indians or other hostile people. This may be all your boys know about Indians. The Indian tribes of North America contributed greatly to the country we know today.

This month's planning guide will concentrate on a different region each week. Supplement this material with some of your own. Your local emphasis is important. Most every area of our country is rich in Indian lore.

1st Week—Indians of the Northeast. Name some tribes who lived in this area. Talk about the kind of land and climate in which they lived. Describe the kind of homes in which the early American Indians lived. Indians often migrated. Give some reasons why. List important events between the white man and Indians in this region. Talk about some outstanding Indians during the early American era.

2nd Week—Indians from the Southeast. Using last week as a model, cover the same basic material. Discuss some of the famous

Indians who lived in the Southeast. Explain the meaning of the event known as the "Trail of Tears" and what happened to the Cherokees in relation to that event. For a good reference see *The Indians* (published by Time/Life Books).

3rd Week—The Plains Indians. These are the Indians often written about in story books and shown in movies. Some of the depictions did occur, while others are imaginary. Name some well-known Plains Indians. Ask the boys what tribe they would have liked to be in. Describe some of the unique features of these tribes and what they did, how they dressed, and what they hunted and ate. Talk about the type of homes the Plains Indians lived in and how they were made.

Perhaps the most simple of Indian dwellings is the tepee. It is easy to identify with Indian lore. Make a miniature tepee for your meeting time. It would take only a few minutes to make. Take some materials along for your boys to make their own. Markers or crayons could be used to decorate the tepees with designs.

4th Week—Refer to the Straight Arrows Program.

5th Week—Indians of the Northwest. The Indians who lived there were quite different from those who lived in other parts of North America. Explain why they were different, what their territory was like, how they lived, and some things they did. Mention how salmon influenced their life-style. For craft time furnish materials and tools to make totem poles.

January: Indians/ Rodeo: The Cowboy Sport

Review—This month conclude your study of the early American Indians. Then provide a time of entertaining learning about rodeos and rope craft.

1st Week—Indians of the Southwest. The dry desert in which they lived required their effort for survival. Cover the topics about these Indians as used in previous weeks. Ask what Indian tribe lived in the adobe hut. Ask such ques-

tions as: How would you make a hut from mud? What are some of the things inside the hut? Would you have enjoyed making baskets or weaving rugs? What colors would be your favorite on an Indian rug or mat?

Cap this month by having each boy construct a vest and a head band. All you need are large paper bags, scissors (round end type), tape, and crayons or colored markers. Let the boys come up with their own ideas, but provide good supervision so each boy has something to take home.

2nd Week—The Rodeo. Explain the history of the rodeo, how and where it began, and some of the events that occur during a rodeo. Ask if any of the boys have attended a rodeo. Let those who have explain what they saw and what they most enjoyed. Some public libraries have videocassettes available about rodeos. Try to secure such a video and show one at the meeting.

3rd Week—Horse Race. Plan a horse race, using stick horses. You can set up an obstacle course—such as tables, chairs, or plastic cones—the boys can race around. Try a relay race. You can come up with several types of races to run. Using the name of your town or church, call it a "derby." Recognize the winners with prizes or ribbons.

For a craft time prior to the races, you could engage the boys in making their own wooden horses from craft kits or items you have provided.

4th Week—Rope Craft. Choose smooth rope that will not cut the boys' hands. Ensure the Buckaroos are properly supervised when the ropes are in use. Demonstrate how to tie some basic knots, including the lariat loop. Once they learn to tie an important knot like the lariat loop, they will feel they have accomplished something. Teach the Buckaroos how to rope a "steer"—using a saw horse, chair, or plastic cone. You can also teach lassoing. With their imagination, the boys will feel a part of the sport popular during the time of the Old West.

February: Frontier Life

Review—The theme this month is frontier life. The purpose is to teach what life was like for boys on the early frontier. A good resource person for information and artifacts would be any member of the Frontiersmen Camping Fellowship. Also, most public libraries have reference books about early life in your area or along the frontier. Use these as a background for an exciting and informative month.

1st Week—Traveling. Many children along the frontier were pushing westward with their parents or other adults. Begin a discussion by asking questions like: What do you think it was like to travel in a wagon train? What was the country like? Would you have wanted to walk or ride? What are some of the chores a boy might have performed? (Discuss chores such as feeding horses and other animals, running errands for repairs, carrying water from the river or spring, gathering wood for fire building, cooking, cleaning up, etc.) What would be some of the activities a boy might enjoy when the wagon train stopped for the night? What could a boy do to help defend the wagon train when under attack? What would you do if you were lost along the trail? What would you do to keep from getting lost? Do you suppose frontier children prayed for God to help them in their long journey across the plains and prairies? How do you think they felt when they arrived safely?

Tell how music, singing, and storytelling were all a part of frontier culture.

2nd Week—Frontier Settlers. This week discuss the frontier settlers. When establishing their homestead, they set up camp until a home could be built. The homes were usually small since the family spent most of their time outdoors. Ask questions like: Were the cabins made from logs difficult to construct? How big should a cabin be for a family of six? What could you have done to help build the cabin? Would the family dig a well or use a spring for water supply? If you had a choice, would you sleep near the fireplace or in the loft?

3rd Week—Most settlers along the



NATIONAL TRAINING CAMP APPLICATION

PLEASE PRINT

NAME _____

ADDRESS _____

CITY, STATE, ZIP _____

HOME PHONE (____) _____

OCCUPATION _____ AGE _____

DISTRICT _____ OUTPOST # _____

IN CASE OF EMERGENCY, PLEASE NOTIFY

NAME _____

ADDRESS _____

CITY, STATE, ZIP _____

PHONE _____

RELATIONSHIP _____

ROYAL RANGERS POSITION _____

Camp Locations for 1994

<input type="checkbox"/>	FLORIDA	Fort Meade	February 3-6
<input type="checkbox"/>	TEXAS	Chester	March 24-27
<input type="checkbox"/>	SOUTH CAROLINA	Honea Path	April 21-24
<input type="checkbox"/>	CALIFORNIA	Emigrant Gap	May 12-15
<input type="checkbox"/>	WISCONSIN	Wisconsin Rapids	May 12-15
<input type="checkbox"/>	MARYLAND (Pending)	Whiteford	May 19-22
<input type="checkbox"/>	CALIFORNIA	Twin Peaks	June 2-5
<input type="checkbox"/>	MONTANA (Pending)	Lewistown	August 11-14
<input type="checkbox"/>	WASHINGTON	Cle Elum	September 8-11
<input type="checkbox"/>	MISSOURI	Eagle Rock (NRRTC)	September 8-11
<input type="checkbox"/>	NEW JERSEY	Medford Lakes	September 8-11
<input type="checkbox"/>	NEW HAMPSHIRE	Rochester	September 15-18
<input type="checkbox"/>	NORTH CAROLINA	Siler City	September 15-18
<input type="checkbox"/>	KENTUCKY	Mt. Sterling	October 13-16

You must be in good health in order to participate in the strenuous activities of the training camp. Therefore, you must have a physical examination. After examination, please sign the following statement: **"After consultation with my physician, I know of no physical limitation that would restrict me from participating in the camp activities"** _____ (signature).

Any medical facts we should know: _____

Because of the limited size and the advanced cost of setting up these camps, a **\$40** preregistration fee must accompany this application. This will be applied toward the total camp fee, which will be approximately **\$95**. A **\$5** discount will be given at the camp for those who preregister **4 weeks** prior to the camp date. **NOTE: To cancel** you must notify the national office at least **3 weeks** prior to the beginning of the camp. Your preregistration fee will be refundable (minus a **\$10** clerical fee). **Cancellation after this date is nonrefundable!** In the event of low enrollment, these events are subject to cancellation and total refund. Cancellation will be made 3 weeks prior to the event. Please submit your application as early as possible.

MAIL THIS FORM TO: ROYAL RANGERS; 1445 Boonville Avenue; Springfield, MO 65802-1894

CREDIT TO LEDGER: 001 01 031 4001 000

NATIONAL TRAINING CAMP PERSONAL EQUIPMENT CHECKLIST

CLOTHING:

- 1 Complete Class B Royal Rangers Uniform (long sleeve khaki shirt, khaki trousers, khaki Royal Rangers belt—no dress coats or ties worn)
- 1 Royal Rangers jacket
- 1 Royal Rangers sweatshirt (for colder areas only)
- 1 Pair Army fatigue trousers, jeans, or other work-type trousers for casual wear
- 2 Royal Rangers T-shirts
- * Extra uniforms or fatigues for fresh change, as desired
- 1 Pair heavy shoes or boots for camp activities and hiking
- 2 Pairs heavy socks (navy or black)
- 1 Poncho or raincoat with hood
- * Underclothing and handkerchiefs
- * Pajamas
- * **Please note:** No cap or hat is needed. A special beret will be issued. (Every item except emblem, name tab, and district strip should be removed from uniform.)

PERSONAL ITEMS:

Sleeping bag
Folding camp cot
Toilet kit and mirror (no outlet for electric razor)
Towels and washcloths
Mess kit (plate, bowl, and cup)
Silverware kit (knife, fork, and spoon)
Canteen
Pack and lightweight pack frame (for overnight hike)
Small lightweight tent (for overnight hike)
Ground cloth (waterproof)
Air mattress or foam pad
Flashlight with extra batteries
Personal first aid kit
Pocket knife and whetstone
Hand axe
8-inch mill file
Compass (Silva style preferred)
Waterproof match container with matches
Adventures in Camping handbook
Leader's Manual
Small Bible
Pen and pencil

OPTIONAL ITEMS:

Ditty bag
Insect repellent
Folding plastic cup
Thermal underwear (for colder areas)
Small package of facial tissues
Nail clippers with fingernail file
Compact sewing kit
Survival kit
Camera
Sunburn lotion
Sunglasses
Pillow

*As many as you will need for the camp

OUTPOST COMMANDER'S AWARD

The Outpost Commander's Award is a special achievement award for outpost commanders who have demonstrated outstanding service. All points must be earned for service rendered during the current calendar year. NATIONAL TRAINING EVENTS MAY BE COUNTED EACH YEAR.

Name _____ Address _____ City _____

State _____ Zip _____ District _____ Outpost Number _____

FILL IN THE BLANKS WITH THE NUMBER OF POINTS EARNED:

- | | |
|--|---|
| 1. AN UP-TO-DATE CHARTERED GROUP:
20 points _____ | 12. WEARING PROPER UNIFORM: 5 points _____ |
| 2. COMPLETED LEADERSHIP TRAINING
COURSE I-V: 20 points _____ | 13. OUTPOST MEETINGS: 1 point each
meeting conducted _____ |
| 3. ADVANCEMENT PARTICIPATION:
25 points if at least 50% of boys
in your outpost received an ad-
vancement and if at least 4 Councils
of Achievement were conducted _____ | 14. OUTPOST USING THE PATROL
METHOD PROGRAM: 5 points _____ |
| 4. OUTPOST CAMP-OUTS: 2 points each _____ | 15. GOLD BAR MEETINGS: 1 point each
meeting of boy/adult leadership
planning the outpost meetings and
activities _____ |
| 5. OUTPOST OUTINGS: 2 points each
except for camp-outs _____ | 16. CURRENT RED CROSS CARD:
2 points for each card _____ |
| 6. ATTENDING A NATIONAL TRAINING
CAMP: 5 points _____ | 17. OUTPOST SERVICE PROJECT:
2 points for each project _____ |
| 7. ATTENDING OTHER NATIONAL TRAIN-
ING EVENTS: 5 points for each event _____ | 18. ACTIVE FCF MEMBER: 2 points _____ |
| 8. OUTPOST PARTICIPATION IN A
DISTRICT POW WOW: 5 points _____ | 19. LEADERSHIP MEETINGS: 2 points
each for attending area-, sectional-,
or district-wide meetings _____ |
| 9. BOYS WON TO CHRIST: 5 points each _____ | 20. OUTPOST VISITATION PROGRAM:
2 points for each home visited _____ |
| 10. NEW MEMBERS: 2 points each _____ | |
| 11. RANGER OF THE YEAR PROGRAM:
5 points _____ | |
| | TOTAL POINTS _____ |

REQUIREMENTS FOR AWARD

1. The outpost must have an up-to-date charter.
2. The commander must have completed the *Leadership Training Course*.
3. A minimum of 175 points are needed to qualify.

All outpost commanders who meet the above qualifications will be eligible to receive and wear the Outpost Commander's Award. Time period—JANUARY 1 through DECEMBER 31 of the current year.

NOTE: Please complete your copy of the Outpost Commander's Award Evaluation Sheet, and mail it to your *district commander*, not the national office. Your district commander will supervise the awarding of the Outpost Commander's Award. Seven dollars must be attached to cover the cost of the medal (subject to change by GPH without notice).

If all outpost commanders of one church earn this medal, the senior commander may also wear an Outpost Commander's Award.

TRAINING OPPORTUNITIES FOR ROYAL RANGERS

Royal Rangers national training events are designed to give you the very best training for all phases of the Royal Rangers ministry, with major emphasis on camping.

NATIONAL TRAINING CAMP is designed to give leaders professional training in camping and leadership, plus the opportunity of outstanding fellowship and adventure in the out-of-doors. See attached application for locations and dates.



BUCKAROOS/STRAIGHT ARROWS TRAINING CONFERENCE is designed to give leaders training in various techniques and methods of leadership. Trainees will also receive training in various aspects of the Buckaroos and Straight Arrows ministries. **Locations and dates for 1994:** Boone, Iowa, April 8-10; Woodworth, Louisiana, May 12-14; Chester, Texas, May 19-21 (Pending); Carlisle, Pennsylvania, May 26-28 (Pending); Grass Lake, Michigan, September 15-17; Goodlettsville, Tennessee, September 22-24; Capitan, New Mexico, October 6-8; Loomis, California, October 29 (Part I), November 12 (Part II).

NATIONAL TRAINING TRAILS allows leaders to participate in outstanding, rugged outdoor activities surrounded by some of America's most beautiful scenery. Leaders will be on the trail for 4 exciting days, carrying all their gear and food in backpacks. **Locations and dates for 1994:** Blue Point, California, September 29-October 2; Eagle Rock, (NRRTC), Missouri, October 13-16.



NATIONAL CANOE EXPEDITION is designed to give leaders specialized training on how to conduct canoe trips and to provide outstanding adventure in some of the most beautiful canoe country in America. **Location and dates for 1994:** Point Pleasant, West Virginia, June 2-5; Eagle Rock (NRRTC), Missouri, September 29-October 2.

WINTER NATIONAL TRAINING CAMP will give leaders professional training in winter camping, camp craft, and various winter-related activities. The camp will be conducted in an appropriate winter setting. The camp is designed to inspire leaders to provide more activities for their outposts during winter months. **Location and dates for 1994:** Emigrant Gap, California, January 20-23; Crystal Falls, Michigan, February 3-6.



1994 Regional Events

Great Lakes Region: • Leadership Training Seminar, February 12, Indianapolis, Indiana. • Ranger of the Year Testing, May 22, Indianapolis, Indiana. **Gulf Region:** • Leadership Training Seminar and Commanders Conference, February 4, 5, Memphis, Tennessee. • Ranger of the Year Testing, May 6,7, Memphis, Tennessee. **North Central:** • Leadership Training Seminar and Commanders Conference, November 4, 5, Boone, Iowa. • Ranger of the Year Testing, May 20, 21, Albert Lea, Minnesota. **Northeast Region:** • Commanders Conference, January 28-30, Falling Waters, West Virginia. • Ranger of the Year Testing, April 15, 16, Plymouth, Massachusetts. **Northwest Region:** • Leadership Training Seminar, April 8, 9, Lewiston, Idaho. • Commanders Conference, October 22, 23, Pasco, Washington. **South Central Region:** • Leadership Training Seminar, January 28, 29, Oklahoma City, Oklahoma. • Commanders Conference, October 22, Dallas, Texas. • Ranger of the Year Testing, May 21, Dallas, Texas. **Southeast Region:** • Leadership Training Seminar and Commanders Conference, May 14,15, Albany, Georgia. • Ranger of the Year Testing, May 14, 15, Albany, Georgia. **Southwest Region:** • Leadership Training Seminar and Commanders Conference, November 10-12, Arizona. • Ranger of the Year Testing, June 3-5, Arizona.

frontier became "sodbusters" (or farmers). The majority had to grow their own food supply because stores were not available. Ranchers did not like sodbusters, because farming took away grazing for cattle. This was one of the difficulties frontier families had to face. Name some of the basic foods a frontier family produced. Talk about how these foods were raised and some of the basic tools needed to farm. Ask questions like: What could a boy your age do to help his dad with the farm? Would you want to learn to plow with a horse or mule? What about planting seeds? Could you pull and shuck the corn when it was ready? What would be the thing you would most enjoy about living on the frontier?

4th Week—As more families moved into the frontier, towns and schools were established. The early schools usually had just one room with one teacher for all grades and ages. Today, few one-room schoolhouses remain preserved in the West as tourist attractions. Early schools did not have pencil and paper or electricity, just oil lamps. The children used a piece of slate, which served as a chalkboard.

Discipline was very stringent because everyone was in one room. Most children were not privileged to go to school long because they were needed on the farm. Many did not finish more than the second or third grade. Ask the boys: How do you think a boy from the frontier would have liked your school? Would he dress differently? What would he think of electric lights, books, and computers? Do you think he would learn more at your school? Close this month with a "frontier lunch," using some of the basic foods a frontier family might have enjoyed.

Pioneers, Trailblazers, Air-Sea-Trail Rangers Program

Overall Approach—This quarter introduce some of the new

advanced merits (formerly called "awards") that appear in the Royal Rangers Leaders Manual (1993 edition). Note that these merits will not appear in the boys' handbooks until new editions are published. However, the national Royal Rangers Office temporarily supplies an Advancement Trail handout (containing 58 pages of boys' and leaders' advancements and recognition that can be photocopied) for \$4.

December: New Advanced Merits

1st Week—Baseball Merit. Begin this month by explaining that every game has rules. Unless we play by the rules, we cannot be winners. Emphasize that more important than winning is how the game is played.

Secure a baseball rule book and read it over before the meeting. Your local library will have one or more books on the history of baseball, which began at Cooperstown, New York. Using a chalkboard, draw a diagram of the baseball diamond, and compare it to a softball diamond. Explain what position you like to play and why. Discuss how many schools or cities offer a letter or certificate of participation to team members. Assign another commander to look up five Scripture verses that discuss good sportsmanship. Ask a boy to explain how playing baseball has affected his home life. Share about the Baseball Hall of Fame. Invite a Christian coach to speak to your group on the following topics: winning attitude, building character, Christian example, physical fitness, and preparation for the future.

2nd Week—Football Merit. This will be a basic repeat of last week, except the subject is football. Cover the rules of the sport and its history. Draw a diagram of the playing field and explain the drawing. Go over five or more rules of the game. Discuss how to earn a school "letter" or certificate. Show the differences between high school and pro football. Assign someone to write a 300-word story about five outstanding Christian football coaches. Select five Scripture verses that support Christian standards in athletics in either public or Christian

schools. Demonstrate 10 exercises that condition the body for football competition. Describe the role of a team captain. Tell the difference between offense and defense. Explain the role of each position in offense and defense. Interview a Christian coach regarding winning attitude, building character, Christian example, physical fitness, and preparation for the future. Identify the Football Hall of Fame, where it is located, and a former player who is a member.

3rd Week—Forest Merit. Forests provide jobs for many people. They even produce Christmas trees. Plan a visit to a forest, wooded area, or tree farm. Have one or two boys write a 300-word report on the trip. Make a list of 10 uses for trees and discuss. Talk about five enemies of a tree or forest. Using a diagram, explain the parts of a tree. Talk about the steps in planting and caring for a tree and telling its age. Explain how trees prevent soil erosion. Assign someone to collect, mount, and identify 10 tree leaves or branches. Have another boy list 10 animals that depend on the forest for food and shelter. Explain where one of those animals lives and what it eats. Discuss four trees native to your state, one being the state tree. Have someone prepare a notebook on four trees—which will include photos or drawings, sketch of leaves or branches, sketch of tree seeds, and a list explaining each tree's values. Give an explanation of what forestry is all about.

4th Week—Basketball Merit. Secure and read over a basketball rule book of your state. Read about the history of the game. Share what you have learned from your research. Draw a basketball court, and identify each important item. Explain the difference between high school and professional basketball. Assign boys to find five Scripture verses that discuss sportsmanship and good conduct. Have a Ranger write a 300-word report about how practice and participation affect the player and his family. Discuss earning a letter or a certificate of participation as a player or manager. Invite a coach to speak about the game and on winning attitude, building character, Christian exam-

ple, physical fitness, and preparation for the future.

5th Week—Tennis Merit. Obtain and read your state's rule book on tennis. Share these rules with the Rangers. Discuss the origin of the game. Define the following: backhand, forehand, service, volley, ground stroke, passing stroke, lob, love, English, and line. Describe the difference between singles tennis and doubles tennis. Discuss three Scripture verses about being a good sport. Discuss lettering and participation as player or manager. Tell how to set up three tennis matches and to place as a competitor. Ask a Christian tennis coach to come and discuss the requirements of training, mental preparation, and Christian commitment. Talk about the importance of proper attitude between sports and your relationship with God.

January : Sports Advanced Merits

1st Week—Swimming Merit. Discuss American Red Cross requirements for the advanced beginner swimmer. Discuss or demonstrate the following: 1. holding breath under water, 2. 10 cycles of rhythmic breathing, 3. prone float and recovery, 4. prone glide with and without kick, 5. back glide with and without kick, 6. survival float for 1 minute or more, 7. crawl stroke for 15 yards, and 8. elementary backstroke for 15 yards. Discuss how to jump feet-first into deep water, level body, then swim 15 yards. Discuss these safety skills: 1. rescue breathing (artificial respiration), 2. release of cramp while in water, and 3. proper use of personal flotation devices.

2nd Week—Golf Merit. Introduce this award by advising the Rangers of the requirements:

1. Do three of the following: a. Play at least nine rounds of golf—18 holes for each round. b. Read two books on golfing. c. Obtain the following golfing items: golf bag, 12 golf clubs, 10 golf balls, 3 golf irons, and 2 golf woods. d. Take a 2-month golf lesson.
2. Demonstrate the proper way to keep score.
3. Demonstrate an acceptable way to putt.

4. Demonstrate the proper way to repair a golf ball mark on the green.

5. Explain golfing sportsmanship.

3rd Week—Hunter Safety Merit. Discuss your state's hunter safety course and how to obtain a certification card. (This certification is required for the merit.) Demonstrate some skills learned while hunting under adult supervision. Talk about hunter safety and invite their response.

4th Week—Wrestling Merit. Cover the rules and history of wrestling. Explain the difference between these styles of wrestling: freestyle, Greco-Roman, and American. Draw diagrams showing the difference between high school and professional wrestling areas. Identify 10 Scripture verses that mention wrestling, and show how they support the sport. Talk about how to become involved in wrestling and how to letter in this sport. Ask a Christian wrestling coach to come and speak about winning attitude, building character, Christian example, physical fitness, and preparation for the future.

February: New Historic Advanced Merits

1st Week—Pioneering Merit. Discuss requirements for this merit. Assign a boy to write a report on the first use of the word *pioneers*. Assign a Ranger to build a miniature rope bridge and tower. Give a report on your experience in building a full-scale rope bridge or tower. Assign someone to draw a diagram of two types of bridges or towers, and explain their uses. Build a model fort, explaining how the walls were bound together. Assign a leader or a Ranger to build a piece of furniture, using dovetail or wood peg joints.

2nd Week—Pioneer Lore Merit. Introduce the requirements for this merit:

1. Study the history of the citizens in your area.
2. Write a 200-word report on the people who settled your city, county, or state. Name at least one person who helped bring your state into statehood.
3. Name the native American

Indians who once dwelled in your area.

4. Discuss what nationalities are represented in your area.

5. Write a 200-word report on life—life-style, homes, clothing, etc.—of the early settlers in your area.

6. Do two of the following: Make a piece of pioneer clothing by hand. Make a pioneer cooking utensil. Make a piece of pioneer furniture. Prepare a pioneer meal for your family or Royal Rangers group.

7. Visit a historical museum in your state. Take pictures of 12 displays there. Write a 200-word report on the visit.

3rd Week—President Merit. Introduce requirements for this merit:

1. Write a paragraph on each president, listing major accomplishments of each.

2. Memorize the presidents in order of term, and know the dates and length of term by heart.

3. Recite names and facts to your commander.

4. List six qualities that all the presidents possessed.

5. List what state each president was from and the type of education he had. Make another list of the person defeated by each president.

6. Make a scrapbook that contains a picture or drawing of each president plus all the above information.

7. List 10 Scripture verses that describe the qualities of a good leader.

8. Write a short paper about your favorite president, giving reasons for your choice.

4th Week—Black Powder Merit. Requirements for this merit are to earn the National Muzzle Loaders Association certificate or the National Rifle Association Black Powder certificate. Obtain requirements to discuss with your group. Or invite an FCF member knowledgeable about black powder rifles to speak to your group.

National Camporama
July 11-15, 1994
Eagle Rock, Missouri
Cost: \$125

Devotions for Boys

God Is

By Muriel Larson

If you don't behave, God will chop you down with an ax!" That's what some people actually believe. People have all kinds of ideas about what God is like. Some think of Him only as a God of wrath, some only as a wishy-washy God of love. Still others think He's like their father, who may be a good or bad symbol to them.

Have you ever wondered what God is like? Two reliable sources reveal some wonderful truths about Him. One is the Word of God; the other is God's Son Jesus Christ. Jesus told His disciples that they knew God by seeing Him. In other words, because they knew Jesus they knew God (John 14:7).

From what you know of Jesus, would you say He is loving, good, holy, powerful, patient, and merciful? You can hardly think of the stories about Jesus, about His miracles, His death on the cross for us, and His glorious resurrection without coming to that conclusion! To understand God better, let's look at those qualities.

God is love. The Bible tells us, straight to the point, that God is love (1 John 4:8). God the Father loved us so much that He sent His Son Jesus Christ to die for our sins (John 3:16).

God is good. Have you ever said the prayer: "God is great. God is good..."? Think about that! Not all fathers on earth are good, but we can depend on the fact that our Father in heaven is always good. When hard times come we can have peace if we remember that our Heavenly Father is good and will only do what is best for us (Romans 8:28).

God is holy. The word holy means "set apart." This makes God worthy of adoration and worship. When the Lord appeared during Old Testament days, His prophets and people were filled with awe. The Bible tells us that Moses was afraid to look at God and hid his face (Exodus 3:6). If God appeared to you, wouldn't you be in awe too? Think about this next time you are

in church or hear God's name used as a swear word. When we understand God's holiness, we'll want to show respect for His presence and for His holy name.

God is powerful. Did you ever look up at the starry heavens at night and think of the trillions of stars up there—all made by the omnipotent (all-powerful) Creator? Everywhere you look in nature, there are testimonies of God's power. The Bible also tells us of God's power. God the Son quieted wind and sea; He told them to be still (Mark 4:37-39). Christ holds everything in the universe together by His power (Hebrews 1:3). This same powerful God made you and me. If you trust your life to Him, He will always take care of you.

God is patient. Aren't you glad that God is so patient with us ... that He doesn't zap us when we deserve it? Numbers 14:18 states that God is patient and forgiving. Knowing God is patient helps us to show patience toward others—and, thus, show God's love. But when God's patience comes to an end, He brings judgment. That's why Christians should have a concern to reach lost souls for Christ.

God is merciful. According to the Gospels, Jesus showed great mercy and compassion toward people. He healed the sick, raised the dead, and saved the thief on the cross. God has shown His greatest mercy toward us by forgiving our sins when we trust in Jesus. So remember: We can thank Him in some measure by showing mercy and compassion toward others!

In God We Trust

By Vivian M. Preston

Have you ever looked at a penny and wondered how the motto, "IN GOD WE TRUST," got there? The decision was made to place this inscription on all our U.S. currency in 1861, at the suggestion of a minister. The Civil War was raging, and in his little parsonage at Ridleyville, Pennsylvania, M. R. Watkinson was troubled. He was saddened by the Union defeats at Sumter and Bull Run. But even more than that, he

was upset by America's seeming godlessness at such a critical time. The question was how to remind the people that it was the Lord who would decide the destiny of our nation.

Mr. Watkinson sat down at his desk and began to write a very important letter. It was addressed to the Secretary of the United States Treasury, Salmon P. Chase. It is his face which appears on a bill you probably have never seen: the \$10,000 bill.

"One fact touching our currency that has hitherto been seriously overlooked," the minister wrote, "the recognition of the Almighty God in some form on our coins. What if our Republic were shattered beyond reconstruction? Would not the antiquaries (students of ancient things) of succeeding centuries rightly reason from our past that we were a heathen nation?"

He suggested that as a solution to this situation, the Treasury inscribe on our coins a motto with the theme of God, liberty, and law. In addition the clergyman penned: "This would place us openly under the divine protection we have personally claimed. From my heart I have felt our national shame in disowning God as not the least of our present national disasters."

Secretary Chase immediately recognized it as a good plan. In a few days Chase told the United States Mint in Philadelphia, "You will cause a device to be prepared without unnecessary delay with a motto expressing in the fewest and tersest words possible this national recognition."

Before the end of the year, a bronze pattern for the \$10 gold piece was submitted. Its motto was "God Our Trust." It was not until 1864 that the words, "IN GOD WE TRUST," first appeared.

It disappeared and reappeared on various coins until 1955. In that year Congress ordered it placed on all money—paper and coins. Hopefully we will never forget that only as we trust in God will we have peace, security, and happiness.

Read Matthew 6:19-21, NIV: "Do not store up for yourselves treasures

on earth, where moth and rust destroy, and where thieves break in and steal. But store up for yourselves treasures in heaven, where moth and rust do not destroy, and where thieves do not break in and steal."

More Than 'Just Because'

By Thomas B. Welch, Jr.

Have you ever done something good because you knew you should ... but for no other reason? We may attend Royal Rangers and Sunday school meetings, sing a solo, or make a visit to the needy. Yet sometimes we just do it because "we should." Yet when the joy of doing it for Christ is not there, then we fail to give our best.

We all, at times, have failed God in doing our best. But we can change now because we are assured that God will forgive us and look beyond our faults. All we need is to have the grace to pray, "Lord, forgive me and help me to love You enough to always have the joy of my salvation to do things for You because I love You.

Note: Apply Romans 12:8 to this devotional.

Cheating

By Thomas B. Welch, Jr.

Not only is cheating wrong, it is stupid.

I found this out in the fourth grade. When I was a kid in school, I was told to write an original poem for the following day. I found an old scrap book that contained an old, faded poem that I was sure no one ever heard of. I copied it word for word.

The next day when I handed in my poem, the teacher gave it only a glance and announced: "This is not your work. You have copied it." What bothered me as much as anything else was that she had not even read it—just given it a quick glance. Later I learned that I could have hardly made a worse choice. For I had copied one of the most well-known American poems: "Trees," by Joyce Kilmer.

Note: Apply Luke 16:10 to this devotional.

A Heavenly Hello

By Marjorie Shannon

How do you say "hello" to people? The Hebrews say, "Peace." The Greeks prefer, "Rejoice." If someone tells you, "Have a hearty dinner," chances are they're Dutch. Germans like to ask, "How goes it?" Chinese will inquire if your stomach is in order.

Different national groups have different ways of greeting. "Are you happy?" Poles might ask while Americans usually say, "How are you?"

Every time Jesus greeted humanity, His "hellos" were unforgettable. No other being throughout history ever outdid or outshone Him. Starting with Christ's birth, He arrived with miraculous events occurring. The star that rose higher, shedding brighter light than all others, even led people straight to the Christ Child.

Jesus healed the sick, raised the dead, and accurately foretold coming events, just to name a few of the ways His serene manner commanded attention. To those who know little about Him, His death and resurrection are such a marvelous story that these facts alone often turn out to be the introduction that touches human souls and leads them to Him.

Centuries ago the Moors used a startling way to say hello. They rode full charge toward a person, halted suddenly, then fired a pistol over the individual's head. Surely that drew attention!

Sometimes we leave the Lord with no other alternative than to shake us up by whirlwind-type events when we fail to notice Him beforehand. Imagine a child heading toward a hot stove. You warn that the stove can be dangerous and inflict pain. The child doesn't listen and keeps walking toward it. To spare the young one from injury, you race forward and slap the tiny hand. The child cries, but the tears that would have flowed had you made no move would have been worse.

When God allows misfortunes to strike you, He has your best interests at heart, even though you may not understand His reasons. Christians who know the Lord become familiar with His mysterious ways and discover that by their faith in Him, He eventually sets them free from what plagues them.

After Jesus enters your life, how can you say "hello" back to Him so you develop a lasting, loving relationship with God? The answer: Pray to Him and obey His commandments. That's the best way to please Him. Help others in His name and praise Him daily.

Follow God's laws and someday when the trumpet sounds as Christ returns, a melodious "hello," echoing from the choirs in heaven, will peal out just for you as you go to live with the Lord for all eternity.

If God opens His Book of Life and finds your name, you'll say "hello" to new things and brighter situations that are grander or more wonderful than what the human mind can envision. Best of all, after the Lord rewards you with these blessings, they are yours to keep forever, and you'll never have to say "good-bye" to them.

Royal Rangers Decade of Harvest

Earmark your calendar for the dates scheduled for the Royal Rangers Decade of Harvest prayer and fasting days. The first Saturday

of every month has been designated a day of fasting and at least 1 hour of prayer for the Royal Rangers Decade of Harvest efforts.

DECEMBER

1 2 3 ④
5 6 7 8 9 10 11
12 13 14 15 16 17 18
19 20 21 22 23 24 25
26 27 28 29 30 31

JANUARY

① 2 3 4 5 6 7 8
9 10 11 12 13 14 15
16 17 18 19 20 21 22
23 24 25 26 27 28 29
30 31

FEBRUARY

1 2 3 4 ⑤
6 7 8 9 10 11 12
13 14 15 16 17 18 19
20 21 22 23 24 25 26
27 28

Preparing for Winter Camping

By Richard Mariott

Say the word "camp-out" and many of your Rangers will jump with enthusiasm and excitement at the chance of going to the out-of-doors. Their imagination will start to run wild with thoughts of sunny skies, cool green meadows, warm summer nights, and lots of outdoor fun. There's plenty of excitement and fun in winter camping, too.

I admit the conditions can be rough and uncomfortable in the areas of snow, excessive rain storms, and freezing weather. Yet the fun and adventure can outweigh these plights. As a young scout and now many years as a Royal Rangers leader, some of my fondest memories are of going on outings and overcoming the cold, wet, snow, wind, and rain storms.

Fun and adventure will only follow, however, if the commander has prepared for the outing. Not being "ready" can become a great negative for you and your boys. If a boy becomes wet and has no change of clothes, for example, his body temperature will be reduced, which can lead to hypothermia.

In short, winter camping requires proper clothing, footwear, shelter, and heating! *Always* be ready.

Suggested Winter Activities

Activities will depend, in part, on the weather conditions. You may have other activities to add to the list appropriate for your area.

- **Skiing Instruction and Practice** (Refer to the Skiing Advanced Merit requirements.)

- **Snow Sled Downhill Course**

Make a snow slide in an area free of trees, rocks, or other hazards. Use for sledding common items like inner tubes, Frisbees, old garbage can lids without handles, or heavy cardboard.

- **Cross-Country Trip**

Using a compass, map out a course for a short cross-country trip. If in the snow or using snow shoes, do only a trip appropriate for the age group—be cautious not to overdo it. Remember: Be aware of the weather forecast.

- **Ice Skating and Activities**

Activities on the ice—such as ice skating, obstacle courses, figure 8, and oval track—provide a time of great fun for boys.

- **Snow Golf**

This game is the same as miniature golf except that the fairways are snow-covered and the greens are packed-down area, with open cans buried to their rims. Balls are hockey pucks. For clubs, use old golf clubs or hockey sticks.

Cold-Weather Camping Tips

- The buddy system is a must. Buddies can watch each other for signs of frostbite (specks of white on the skin) and hypothermia. Also, they can make sure no one gets lost or wet.
- Rangers should wear caps with earflaps or tie scarves over their caps to cover their ears.
- Ensure that boys keep their hands



photo by Tom Greider

dry. If gloves or mittens get wet, place them in front of the campfire to dry. Replace the wet gloves or mittens with dry ones.

- Tie trouser bottoms over the top of shoes or boots to keep out snow.
- Dampness in any form is the Number 1 enemy to safety and comfort in cold weather. Wet feet are especially bad.
- Do not eat ice or snow on the trail. It is not pure and can reduce body temperature. Melted snow or ice can be used for drinking only after boiling.
- Have on hand plenty of liquids for drinking. Water, hot chocolate, hot tea, coffee, hot apple cider, and soup are excellent for cold weather camps.

In the new *Adventures in Camping* pages 197-199 (or the new *Leaders Manual* pages 517-519), I have written a suggested outline on camp preparation after arriving to the winter camp location. Review this chapter while planning for your outing in the wintertime.

Commander, don't be afraid to take your Rangers on winter camping trips and outings. It can be some of the greatest experiences they can have. Do plan and prepare for safe camps and activities so your Rangers will want to attend the next time you say, "Let's go winter camping!"

Richard Mariott is district commander of Northern California.

The 'Go To' Plan

By Paul Rainwater

Come, follow me," Jesus said, "and I will make you fishers of men."

Royal Rangers leaders have been called to reach, teach, and keep boys for Jesus Christ—to be "fishers of boys."

Any fisherman knows that no matter how up-to-date and modern his equipment is and regardless of how experienced or skilled he is, there is one major overriding factor in catching fish: He must go where the fish are.

Likewise, if we are "fishers of boys," we must go where the boys are.

Can you imagine a fisherman sitting in his boat, with baited pole in hand, casting his line out into his backyard, wondering why he is not even getting a nibble? Sounds stupid to even think about it. Yet this is how many commanders are operating. They wait, in frustration, in their meeting rooms with few boys attending and wondering why they are not reaching (catching) boys.

Many boys do not realize in their

hearts that they should be in church, and many others have no desire to even darken the church doors. This is why we as commanders must go to the boys. The boys are in their neighborhoods—where they live, go to school, and play. Our job is to go fishing for them—to take Royal Rangers to them.

Our new *Royal Rangers Leaders Manual* (1993 edition) describes an evangelistic method whereby commanders can do just that. The method is called the Neighborhood Extension Program. The idea is that the Royal Rangers program does not have to be conducted only on Wednesday night and at the church building. Meetings can be held Saturday morning at the commander's home, or on Tuesday afternoon or evening in the school cafeteria, or wherever and whenever is it best for Royal Rangers leaders and boys to meet.

This is all done, of course, under the complete sponsorship and supervision of a local outpost organizational structure of a church. All adult leadership is to be appointed by the proper organizational author-

ities of the local church—such as the pastor, Outpost Council, and senior commander. And the program is to fall under the responsibility and authority of the outpost and church. (For further information regarding the operation and structure of the Neighborhood Extension Program, refer to the *Royal Rangers Leaders Manual*—1993 edition.)

Already the extension program concept has been used throughout the United States to evangelize boys in the inner-city project housing, inner-city schools, and rural and suburban neighborhoods. It is the natural way to introduce boys to Christ through the Royal Rangers ministry. It is a primary means of evangelism.

We must take seriously the Great Commission mandate of "go to," while realizing that—for the most part—boys are not going to come to us.

Going to where they are—that is the simple logic behind this dynamic concept called the Neighborhood Extension Program. Try it out and see how quickly your outpost will grow!

Crafts for Camp-outs

By David and Ammie Craun

Winter camping can be exciting and enjoyable for Royal Rangers outposts. Attention must be given to possible winter storms, of course. But most winter conditions can be compensated for to accommodate hardy campers who have planned ahead and who have plenty of ideas for craft projects for when the guys have to stay around the campsite.

Here are a few suggestions for your next winter camp-out:

Nature Scrapbook

Several craft projects that can be done during winter camp-outs deal with the dormant cycle of nature. Most trees have buds on the barren twigs, which help identify the specific type of tree. So during your

next winter camp-out, challenge your Rangers to this craft project: a budding twig scrapbook. Have the boys collect budding twigs from the major trees in your camping area. Pruning clippers are best to use. Remember to clip only small twigs on areas of the trees that will probably die out later due to overcrowding. Be kind to the trees in your camp area; they need to last for a long time.

A nature book that identifies trees by species and variety will be helpful for this project. The objective is to identify the twigs and to record the tree names in the scrapbooks. After the boys have gathered their clippings, have them tape their findings onto paper. Then have them identify the tree types by writing their names on paper next to the clippings.

Another fun winter activity is to have the boys gather a variety of nuts, leaves, etc. They can take the nature items back to the outpost and display them along with their nature scrapbooks, which parents can stop by to observe.

Camp Furniture

Winter proposes special needs for camp furniture. How many times have you needed a place to scrape the mud off your boots? A boot cleaning rack for camp can be made by splitting a small log (about 4 inches in diameter) in half. Gather four strong sticks and taper each stick at one side. Bore four holes (two at each end) into the flat surface of the split log. Put wood glue in each hole, then place the tapered sticks in the holes. Also, you can crisscross two sets of strong

sticks and lash each set together. Then lash the split log to the two sets of lashed sticks.

One final idea that is handy in bad weather during winter camping is a boot drying tree. Take a dead evergreen tree and prune back the branches, about 6 inches from the

trunk. Place the tree (about 6 feet tall) into the ground with the limbs sticking up near the fire or under a cover. The boots can be hung upside down over the pruned limbs. Even if it rains or snows, the boots should stay dry overnight while the Rangers sleep.

Make winter camping fun this year. Use the unique characteristics of winter that we may overlook and that can provide practical use. Hope you enjoy your next winter camp-out!

Time for Winter Camping

...no bugs, no flies, no mosquitoes, and no gnats!

by John Benda

I remember as a 12-year-old one of my greatest camping experiences—50 years ago! I awoke on that cold, brisk morning after sleeping in a snow cave. I helped start a fire while stomping my feet, trying to get warm. I spent the rest of the morning tobogganing down the toboggan chutes and stopping occasionally for a cup of hot chocolate.

Many Royal Rangers leaders today think of camping as an outdoor activity only for the summer or when the temperature is above freezing. If you are one of those commanders, you are missing a great opportunity to teach your boys something about the beauty of winter.

It is true that winter camping is one of the most advanced and challenging of all outdoor adventures. But if you learn how the Indians and the frontiersmen did it, winter camping can be a great experience. Remember, boys have a natural love for the outdoors. Yet sometimes we leaders are not ready to take advantage of this opportunity.

Here are some tips on how to begin:

Training

There are many books, such as the *Adventures in Camping*, that deal specifically with winter camping. Many resources can be found in your public library. Take advantage of such training material.

You will greatly benefit by attending a Winter National Training Camp. There you will go through the actual experience of a winter camp. The WNTC will teach you how to be prepared and to know what to expect, then you can main-

tain the right attitude. Cheerfulness is contagious.

Planning

Too many outings end in bad experiences because they were not planned well. A good leader knows the capabilities of those in his outpost and delegates responsibilities accordingly.

The best time to start your planning is in the summertime. Planning can be divided into three categories: 1. duration of the camping trip, 2. type of activities, and 3. location. Plan your camp-out around these three points. Also, get your Rangers involved in the planning. Stimulate their imagination.

Together you can think of ways to take advantage of your area.

Duration: When planning the length of the trip, include time for travel and allow extra time for inclement weather. **Location:** Finding the location of your winter camp may not be difficult. You may already know all the interesting places in your area—parks, forests, mountains, historical sites, frozen lakes, etc. Do not overlook the areas that are close to home. Transportation will be easier to arrange.

Activities

The type of winter activities you can include in your outing are unlimited. And they need not be limited by the need of snow. For example, a Yukon sled race is loads of fun. All you need to do is place wheels on the Yukon sleds.

Here are some fun snow activities in which your Rangers can participate: snow scooter races, snowmobile rides, skiing, tobogganing, ice skating, snow shoe races, tubing.

The *Royal Rangers Outpost Activities Book* contains winter-related crafts that are simple to make and fun to use for games during wintertime—with and without snow. Here are some games you can find in that handbook:

- Snow Shoe Race, item made of plywood
- Walking Ski Race, using boards instead of skis
- Tube Race, using an inner tube
- Snowball Fight, using Styrofoam balls
- Ice Fishing, using bucket, pale, line, hook, and a prize for the winners
- Taffy Pull, used for fun to make taffy candy
- Ice Hockey, using roller skates for ice skates
- Tube Kick, using an inner tube rather than a soccer ball
- Big Foot Hunt, a tracking event

You can also combine the fun activities with a skills activity: 1. setting up winter camp, building a snow cave or a den and actually sleeping in it (the snow confines the body heat like a blanket or overcoat), 2. fire building and cooking, 3. winter first aid, or 4. even backpacking. Your Rangers will enjoy such a winter outing with these activities.

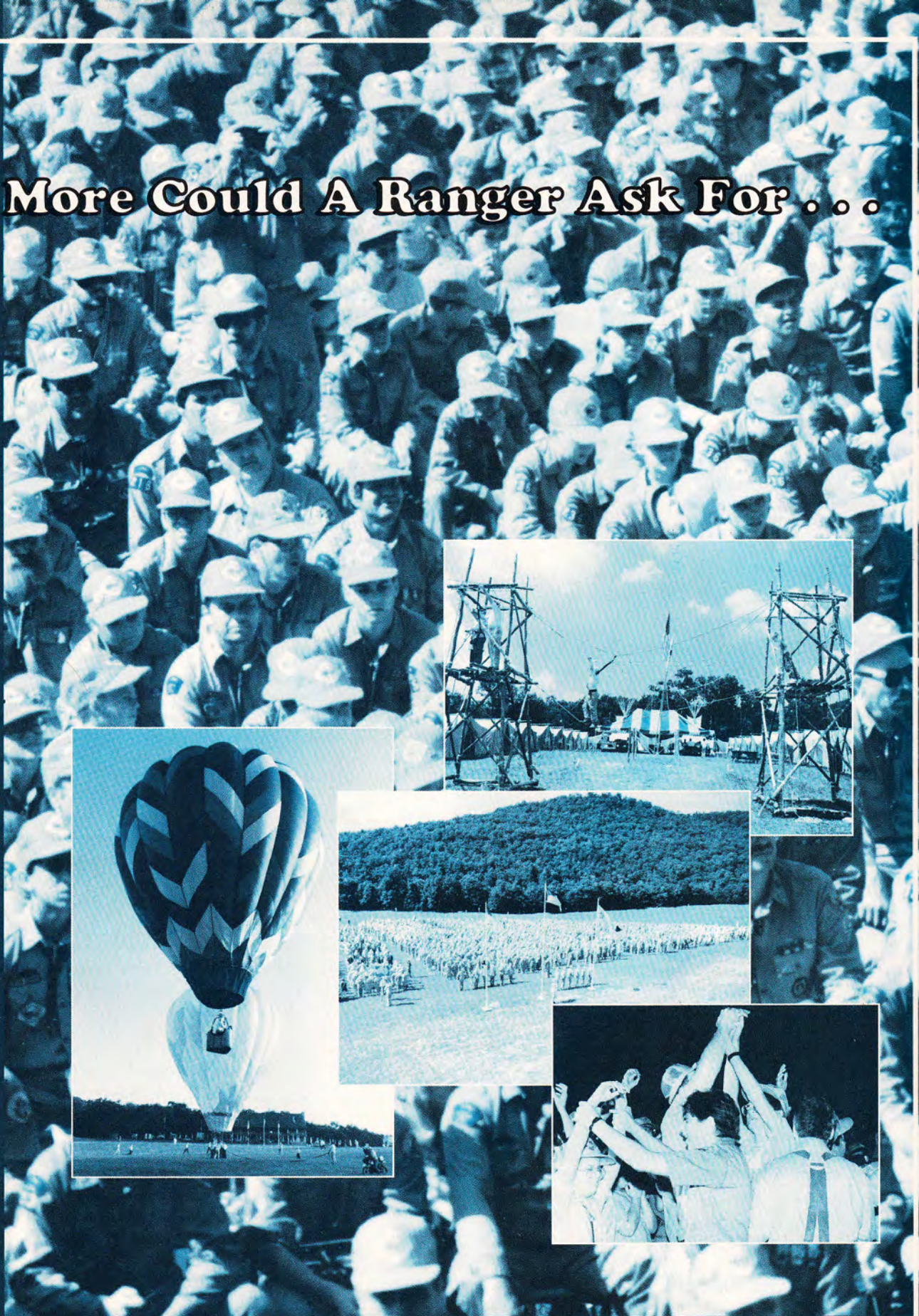
Winter camping is a great challenge. It can be unforgiving and a bad experience for the boy. But if we do our homework and prepare ourselves, it can be one of the greatest experience a Royal Ranger will ever have.

John Benda is the New Jersey District commander and North East Region public relations coordinator.

What More Could A Ranger Ask For . . .

Activities could include . . .

- Cool Water Activities
- Hiking
- Canoeing
- High and Low Ropes Courses
- Riflery
- Hot Air Balloon Rides
- Famous Guests
- BMX Bike Races
- Go-Cart Races
- Pine Box Derby Races
- Competition
- Colorful Evening Pageants
- Music
- International Guests
- Special Guest Speakers



1994 National Camporama

National Royal Rangers Training Center

Eagle Rock, Missouri

July 11 -15, 1994

Cost: \$125

Continued from page 7

Rangers has also helped teach me to lead others to Christ."

His advice to those wishing to compete for Ranger of the Year: "Never give up! It took me a long time to get past sectional and district competition. I lost several times in competition before winning regionals. So if you compete and lose, just benefit from what you've learned. Eventually you can win. As far as life goes, never put God second. Keep Him first in your life and you'll do okay."

Now Marcus looks forward to opportunities when he can travel to other outposts as representative of the Royal Rangers ministry. For Marcus, his involvement in the ministry will not end after this year. He plans to become a commander so he, in turn, can help others.

He has earned 34 advanced merits, the Gold Medal of Achievement, and the Gold Buffalo and Silver Buffalo Awards. He is also a member of FCF.

Ramon Deslauriers: "My parents began attending an Assemblies of God church as a result of Royal Rangers. A friend my dad worked with told him about the Royal Rangers program at his church, and that's where we've been going ever since.

"I got saved at age 7 at my first Royal Rangers meeting. I remember my commander sharing a simple devotion then asking if any of us knew Jesus as our personal Savior. I didn't know what he was talking about, but that night he explained the plan of salvation, and I gave my heart to Jesus.

"Over the years the Royal Rangers program has helped me develop my talents, to be myself, and to stand up for what I believe. Being in high

school band, I've faced a lot of peer pressure—like friends trying to get me to drink or to look at pornography. But the spiritual knowledge I've received in Royal Rangers has helped me know in my spirit to avoid wrong and to stand in my faith."

Ramon has earned 30 advanced merits, the Gold Medal of Achievement, and the Gold Buffalo Award. He is also a member of FCF.

Kyle Griffis: Kyle once hated the Royal Rangers program until he learned how he could benefit from the program. But he adds: "All of a sudden I caught on fire once my commander helped me understand what I could achieve. I did poorly in school before joining Royal Rangers, but after joining I became an A student.

"My commander told me about the Ranger of the Year competition. So last year I began competing. That year I won third place at district competition. Then this year I studied hard and asked the Lord to help me. I felt going into my final competition that the Lord wanted me to win for a reason: so that He could use me through this experience.

"Royal Rangers has given me something to strive for. It has given me something to do for the Lord and to help me be His witness."

Kyle has earned 25 advanced merits, the Gold Medal of Achievement, and the Gold Buffalo Award.

Jason Harbour: "As a child I was depressed and hated being around people. Then one Wednesday night I got saved at Royal Rangers. Ever since my interest in Royal Rangers has snowballed. Without Royal Rangers I don't know where I would be today.

"The Rangers program started my

spiritual walk then molded it. One of the greatest benefits I've received through this ministry is the Bible knowledge I've gained. As a direct result of Royal Rangers, I'm going into the ministry. I'll always have a hand in Rangers because of what the ministry has done for me."

Good advice to those preparing for Ranger of the Year competition: "My commander once told me, 'What you put into Rangers is what you'll get out of it in return.' If other Rangers have a desire to win, keep their self-confidence, and pray a lot, they also can become a national winner."




Jason has earned 54 advanced merits, the Gold Medal of Achievement, 1 Gold Buffalo Award, 4 Silver Buffalo Awards, and the Leader's Medal of Achievement. He is also a member of FCF.

Weston Warehime: "I was saved at a Royal Rangers Pow Wow at age 7. So the Royal Rangers ministry has enhanced my Christian life from zero to where I am in the Lord today. It has also taught me how to live a Christian life and how to be an example for Christ. And I've learned how to minister to others while other Rangers have ministered to me.

"Because of the dedication and pride the Royal Rangers program has given me, I've gone on to hold high leadership positions in community organizations and in the church. I don't believe I can give back to this ministry all it has given me, but I'm going to do my best."

Weston has earned 56 advanced merits, the Gold Medal of Achievement, 1 Gold Buffalo Award, 4 Silver Buffalo Awards, the Junior Leader's Service Award, and the Leader's Medal of Achievement. He is also a member of FCF. ☸

1994 National Camporama
National Royal Rangers Training Center
Eagle Rock, Missouri
July 11-15, 1994





Major bummer!

By Robb Hawks, national productions coordinator

The door to the cabin burst open, and Shelton quickly dove for cover as snow balls rocketed across the room, exploding on the opposite walls.

"Are you guys bonkers?" Shelton asked. "We're all gonna get sent home on the first day of snow camp if you keep it up."

"Awe, get a grip, Shelton," said Jonathan. "We're only going to be here 2 days. Besides, I'm bored." Jonathan whined as he pulled off his gloves and sat down.

Sammy closed the door and sat down beside Jonathan and complained: "I'm bored, too. When's the good stuff going to happen?"

A whistle was heard outside followed by a commander barking orders.

"I'd say right about now," Shelton said. "Let's go." They quickly piled outdoors and fell into formation with the various other patrols.

"Okay, boys, here it is," introduced the commander. "It's time for our 10th annual toboggan downhill competition. The name of the game is for three boys to ride three-man toboggan down Broken Neck Mountain and across Scraped Knee Meadow. The toboggan that travels the farthest wins. Any questions?"

"Yeah, why do they call it Broken Neck Mountain?" one boy piped up.

"You're about to find out," said the commander with a smile. "Okay, boys, let's hit the mountain."



With a hoot and a holler, the boys scrambled to locate their toboggans and to make their way up the hillside to the launch point. Once arriving Jonathan, Shelton, and Sammy fell into line and watched the first few teams speed down the hill.

"I think we have a good chance of winning this year," Shelton said. "No one has made it halfway across Scraped Knee Meadow yet."

"No one until now, you mean," Jonathan said as he pointed across the meadow. The Screaming Meemie Patrol from Lighthouse Assembly had just set a new distance record amidst cheering and booing from the other patrols.

"Oh, well," Shelton said sadly.

"Oh, well nothing! I know we can win," Jonathan boasted. "As a matter of fact, I'm the best tobogganist you have ever met in your life. I can beat that distance by myself with my little sister, as a matter of of...."

"Come on, Jonathan, give it a rest," Shelton interrupted. Their group was next, so Sammy dragged the toboggan to the launch point. A flat area had been cut into the hillside so racers could sit on their toboggans and carefully ease their way over the edge and down the run-way.

When Sammy rested the toboggan, Jonathan grabbed it and dragged it past the launch area and up the hill.

"Are you crazy?" Shelton said as he and the others followed behind.

"Trust me, I know what I'm doing," Jonathan replied.

Jonathan set the

Just as they reached the base of the hill, their speed reached its maximum, and their control of the toboggan reached its minimum.

toboggan in place, sat down on the front, and dug his heels into the snow to keep the toboggan from sliding down hill. Shelton eyed Sammy, who shrugged and climbed aboard behind Jonathan.

"I'm going to be sorry," Shelton moaned as he climbed aboard. Jonathan lifted his heels from the snow, and the toboggan was off like a shot. All three screamed with glee as they shot down the hillside, quickly gaining speed. Suddenly Jonathan's eyes got as wide as saucers. In front of them was the launch point. Their toboggan hit the launch point doing 20 miles per hour. Their speed carried them through the air, over the cut in the hillside, and down onto the toboggan run.

"Whoopee!" they all cried with joy. *We're going to do it: We're going to break the record,* Jonathan thought.

But just then the toboggan began to weave back and forth. The trees sped quickly by as snow, twigs, and leaves swirled in a cloud behind them.

They were

bounced back and forth and up and down. Just as they reached the base of the hill, their speed reached its maximum, and their control of the toboggan reached its minimum.

Without warning the toboggan broke free of the path* and flipped up into the air, sending the three boys head-over-heels, tumbling across the meadow. Hats, gloves, and boots went flying everywhere as the boys performed acrobatics.

Finally everything came to rest. The snow slowly drifted down. Hoots and howls of laughter from the other patrols drifted across the meadow as commanders raced to see if the boys were okay.

Jonathan had landed headfirst in a deep snow drift and had to be dug out. He could hear Shelton telling Sammy: "Yeah, I should have known better. The Bible says that pride comes before destruction and a haughty spirit before the fall."

"Yeah," Sammy mumbled. "But it didn't say anything about a tumble." ❄️

* A toboggan looks like a wide board with the front bent backward in a curve shape. A rope runs down each side for holding on to. Since you cannot really steer the toboggan, other than to lean to one side or the other, toboggans are usually run down a clear, straight path. Each run packs the snow down tighter, resulting in a toboggan width groove that keeps you on track and increases your speed and distance.



IF NOT YOU... WHO?

By Chuck Goldberg

If your parents just bought you a Nintendo, would you keep it a secret? Of course not. You would tell all your friends and never get tired talking about it.

Well, you've already received something far greater than a Nintendo: eternal life in Jesus Christ. Are you telling all your friends and classmates about *Him*? The Lord wants you to. Jesus said, "Go into all the world and preach the good news to all creation" (Mark 16:15, NIV). That means each of us must share Jesus with others. That's called "witnessing."

You may think, "Ah, I'm not a preacher," or, "That's for a pastor to do." Wrong! You don't have to be a minister to tell what Jesus has done in your life. God knows you're not ready to preach a sermon. He just wants you to share what a difference He's made in your life.

Does witnessing scare you? Are you too shy? Don't worry. Jesus promised that the Holy Spirit will give you courage and the right words (Luke 21:14,15; Acts 22:15, 26:16). When you're witnessing, things you learned in Sunday school and church will suddenly pop into your head. You'll be amazed. You just have to be faithful to witness. God will take care of the rest through His Spirit.

But you still need to go prepared. This means having some Bible verses memorized, too. When you're telling your story, work in a few verses, if you can. Every Scripture you give is one more seed you're planting in a heart, and God will make that seed grow. Remember, God promised His Word would not return void (Isaiah 55:11). That

means something good always happens when you share the Word of God.

Here are a few verses to choose from: Romans 3:23, 5:8, 6:23; 1 John 1:8,9; Ephesians 1:7; Romans 10:9-13; John 1:11,12. Once you've shared your story, you'll want to know enough Scripture verses to lead someone to Christ (see box).

You may also say: "I'm no expert in the Bible. What if they ask me hard questions?" That's the beauty of sharing only how Jesus saved you—your testimony. You're not there to argue theology. You're just giving your testimony. Who can argue with that? Nobody can deny what Jesus has done for you.

Maybe you think your testimony is nothing special. It's not big and dramatic, so you think no one will be interested. Wrong again! Tell them what a difference God has made in your life. Tell them how He answers your prayers. Tell them how He keeps you from sin. People are hungry to hear about the supernatural at work in someone's life. Tell them they don't have to call up a psychic at \$1.95 a minute. They can have a personal relationship with Jesus Christ for nothing—just like you!

You don't have to go knocking on doors to witness. God has given you all kinds of opportunities with friends, family, at school, and in the community. Just be alert and ready to take advantage for His glory. It's time to practice the Nike philosophy: "Just do it!" ☼

Note to commanders: For further information on this subject, contact the Gospel Publishing House and request item 71-5029 (limit: one per church; can be photocopied).

You Can Witness!



If you are intimidated about witnessing to others, here are a few steps to help you prepare for witnessing.

1. Memorize as many of the verses cited on this page as possible.
2. Begin to pray that the Lord will both give you a desire to witness and show you how to take advantage of "opportunities" to witness.
3. Practice witnessing to someone. You could rehearse with your commander or a patrol member. This is a good starter.
4. Next, explain how to become a Christian to your parents or a close friend.
5. Breaking the ice may be less difficult if you first witness to someone you know well.
6. After you've gained confidence, try to share about the Lord to a classmate.
7. Look for opportunities to share Christ with those in your community. Perhaps your patrol could take a Saturday to tell others about Christ at a shopping mall, for example.

The important thing to realize is that you don't have to travel to another country to be used by God. A great opportunity awaits you in your own community—that of witnessing to your friends and schoolmates. Take advantage of this God-given opportunity!

Comedy Corner

Jim, at a Royal Rangers outing:
"We've got thousands of things to eat."

Bob: "Like what?"

Jim: Beans!

* * *

A railroad agent in Africa had been bawled out for doing things without orders from headquarters. One day his boss received the following telegram:

"Tiger on platform eating conductor. Wire instructions ... immediately!"

* * *

The commander had just told the story of Jonah and the whale then asked one Ranger, "Can you tell what lesson the story teaches?"

In earnest the boy replied, "It just shows you can't keep a good man down."

* * *

The new commander and his family were given a pie by an elderly church lady. The pie tasted awful, so his wife reluctantly

threw it into the garbage.

The commander was now faced with the problem of thanking the woman for her thoughtfulness while knowing he had to be truthful. After much thought he wrote the following: "Dear Sister Brown, Thanks for being so kind and thoughtful. I can assure you that a pie like yours never lasts long at our house."

Thomas LaMance
Prewitt, New Mexico

* * *

Constant use will wear out anything especially friends!

* * *

A frantic boy, whose house was blazing, called the fire depart-

ment. When the fireman asked the boy how to get there, he said, "Don't you have your big red truck anymore?"

* * *

A hug is a perfect gift. One size fits all, and nobody minds if you return it.

* * *

The wife, awoke in the night by a noise, punched her husband and frantically exclaimed: "Get up! I just heard a mouse squeak!"

The husband moaned and answered, while half asleep, "What do you want me to do, oil it?"


* * *

The only thing free of charge these days beyond salvation is a run-down battery.


* * *

For years the man's wife had complained about his habit of leaving the top off the toothpaste tube. Finally, on their 25th anniversary, he decided to please her by replacing the toothpaste cap each time. One week later, while at the breakfast table, she eyed him suspiciously and asked, "How come you stopped brushing your teeth?"

Martha Beckman
Littleton, Colorado



"GUESS WHAT? STANLEY HAS LEARNED TO USE THE TELEPHONE."



← THE "DRIVE" →

Winning Activewear For Royal Rangers

Whether you're planning "the big drive" or thinking about the drive-thru, you're sure to score big when you sport Royal Rangers activewear and accessories. And best of all, with Royal Rangers gear, you can count on staying warm—and knowing when it's time to "do" lunch! So go ahead. Place your order today!

ROYAL RANGERS MEN'S WATCH. Features gold and black Royal Rangers emblem, gold and silver finish band, and clasp closure. 17DJ0298 \$35.95

ROYAL RANGERS BOYS' WATCH. Has full-color Royal Rangers emblem, padded black denim band, and buckle closure. 17DJ0299 \$29.95



ROYAL RANGERS LONG SLEEVE T-SHIRT. Features "Royal Rangers" spelled out by blue emblem on upper left chest and spelled in red and blue on right sleeve. Ribbed neck and wrists. 50-50 cotton-polyester blend.

Youth M (10-12)	08DJ0766	\$8.95		
Youth L (14-16)	08DJ0767	\$8.95	Adult L	08DJ0770 \$9.95
Adult S	08DJ0768	\$9.95	Adult XL	08DJ0771 \$9.95
Adult M	08DJ0769	\$9.95	Adult XXL	08DJ0772 \$10.95

ROYAL RANGERS SWEATSHIRT. Royal Rangers emblem in white centered on front. Raglan sleeve. 50-50 cotton-polyester blend.

Boys M (10-12)	08DJ0261	\$10.95	Adult L	08DJ0265	\$11.95
Boys L (14-16)	08DJ0262	\$10.95	Adult XL	08DJ0278	\$11.95
Adult M	08DJ0264	\$11.95	Adult XXL	08DJ0297	\$13.95

ROYAL RANGERS SWEATPANTS. Drawstring and elastic waistband and elastic ankles. Royal Rangers spelled in white down the left leg. 50-50 cotton-polyester blend.

Boys M (10-12)	08DJ0944	\$12.95	Adult L	08DJ0947	\$14.95
Boys L (14-16)	08DJ0945	\$12.95	Adult XL	08DJ0948	\$14.95
Adult M	08DJ0946	\$14.95	Adult XXL	08DJ0949	\$14.95

ROYAL RANGERS SPORT BAG. Cotton canvas bag features reinforced web straps and self-repairing zipper. Emblem imprinted in white. 9 x 16" 17DJ0169 \$10.95

Call toll free
1-800-641-4310
(\$5 minimum)

Fax toll free
1-800-328-0294
(\$5 minimum)

Or write:

GOSPEL PUBLISHING HOUSE
1445 Boonville Avenue
Springfield, MO 65802-1894



Add postage and handling charges: Less than \$10.00, 15%; \$10.00-\$49.99, 10%; \$50.00-\$99.99, 8%; \$100.00 or more, 7%. Add state sales tax: CA, 7.25%; MO, 5.975%. Prices are subject to change without notice. MasterCard, VISA, and Discover accepted. Please provide card number, signature, and expiration date.