


HIGH ADVENTURE


LEADER
EDITION

A Royal Rangers Magazine For Boys

WINTER 1994-95

- 1994 CAMPORAMA
- FCF NATIONAL SCOUTS
- 1994 NATIONAL RANGERS OF THE YEAR





6

HIGH ADVENTURE

1994

National Camporama

3

Evening Services

6

Things We Did

10

1994-95 National Scouts

11

Rangers of the Year

12

Comedy Corner

15



11



**SPECIAL THANKS TO
RALPH HARRIS AND
RICHARD SILVER
FOR THE PHOTOS
OF THE 1994 CAMPORAMA**

KEN HUNT, National Commander/Director of Publications
MARSHALL BRUNER, Editor
DONNA JESTER, Editorial Assistant
LARRY BANGLE, Art Director
RICHARD HARMAN, Design

TERRY RABURN, National Director, Division of Church Ministries

HIGH ADVENTURE—Volume 24, Number 3 ISSN (0190-3802) published quarterly by Royal Rangers; 1445 Boonville Avenue; Springfield MO 65802-1894. Subscription rates: single subscription \$1.75 a year; bundle (minimum of five subscriptions, all mailed to one address) \$1.50 a year. © 1994 General Council of the Assemblies of God, Inc., Gospel Publishing House. Printed in USA second-class postage paid at Springfield, Mo. POSTMASTER: Send address changes to High Adventure; 1445 Boonville; Springfield, MO 65802-1894.



1994 National Camporama

by Marshall Bruner, editor

It was the largest-ever Rangers event held in the United States. Perhaps you were there to witness the awesome sights and sounds of the 1994 National Camporama. It was held July 11-15 at Camp Eagle Rock, which is the national Rangers campground, near Eagle Rock, Missouri.

Boys and commanders from across the nation drove onto the campground in cars, church buses, and chartered buses as early as July 10 to begin setting up tents. About 70 representatives from 11 nations set up camp as well.

Tents, which were clustered by district and region, were spread out along a 4-mile path. Even from the airplane that flew overhead, one could not take in the entire site at a glimpse.


By the following evening the campground was like a mini city as the 4,000 campers eagerly waited for the Camporama to begin.



The focus of the Camporama was based on the theme "From the Regions Beyond." The thrust of the entire event was to challenge boys to become today's missionaries to their communities and to the regions beyond.

Each day was highlighted with an array of activities conducted in the six theme parks. Each theme park was hosted by two regions, or a special Rangers ministry, made up of various districts that presented fun, wet, and active games and activities. The theme parks presented a Time Traveler's Trail for the boys to discover—Old Testament days (Great Lakes and Southwest regions), New Testament days (Northeast and Northwest regions), modern days (Southeast and North Central regions), future days (Gulf and South Central regions), frontier days (Frontiersmen Camping Fellowship), and Middle Ages days (Chi Omega Rho).







Events such as water sports, chariot races, an orbitron, a water cannon, a BB rifle range, physical impairment awareness activities, and above-ground swimming pools—naming only a few—kept the boys enjoying each day. Also, national activities provided hot air balloon rides, a ham radio station, acrobatic stunts with a radio controlled airplane, a low ropes course, and a rappelling course that towered 40 feet.

One of the main events was the Camporama opening parade, which highlighted each theme park and the regional Ranger of the Year winners. The Camporama was officially underway with the firing of the cannon, which was recently purchased with the funds raised by the Frontiersmen Camping Fellowship. Each day began with a cannon report at 5:30 a.m.








The best part was that during the nightly services more than 900 boys responded to the call for salvation. And nearly 500 Rangers sought the infilling of the Holy Spirit.

Each evening was highlighted with grand pageantry, followed by a message from a key speaker. During the first evening, the audience was taken in time through dramatization as a father and son witnessed the sights and sounds of World War I. The drama was coupled with a call to salvation by the main character, who was also guest speaker that evening: Rev. Terry Raburn, national director, Division of Church Ministries.

The story line continued the following night, July 12, with the scenes of the Middle Ages, in which Jan Ziska and his Crusaders of the Cross fought for religious freedom against overwhelming odds. Guest speaker that evening was Rev. Robb Hawks, Camporama pageant director and children's pastor, Faith Assembly, Orlando, Florida.

Pageantry the next evening presented the Great Passion Play, presented by the South Texas District. Following the pageant National Commander Ken Hunt challenged the campers to take the gospel message to "the regions beyond."

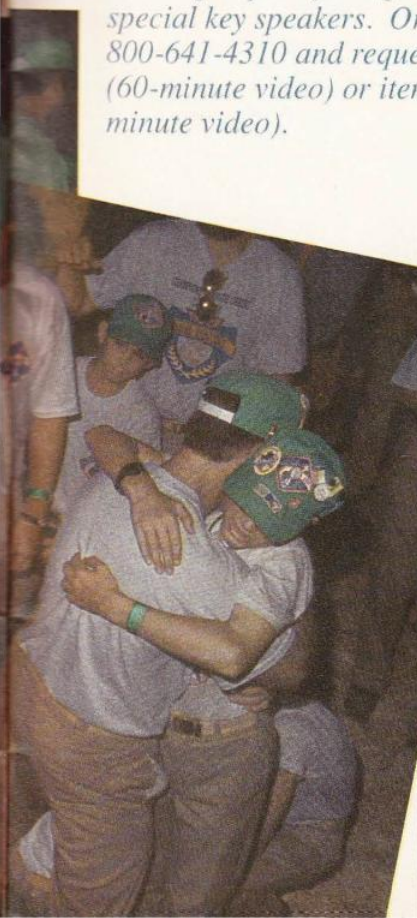





This Camporama will not be soon forgotten by the 4,000 who attended. But if you weren't there, hopefully you will enjoy seeing on these pages what the others experienced firsthand. And hopefully you, too, will feel spiritually challenged to be a witness for Christ in your community... and in "the regions beyond." 🌐








Enjoy 60 minutes of the 1994 Camporama by ordering your own video for \$14.95, plus postage. Or order a 15-minute Camporama promotional video for your church for \$14.95, plus postage. The videos present the colorful activities along with a glimpse of the grand pageantry and special key speakers. Order by calling 1-800-641-4310 and requesting item 729-053 (60-minute video) or item 729-054 (15-minute video).






Activities We Enjoyed...



HIGH ADVENTURE LEADER

WINTER 1994-95

A Royal Rangers Magazine For Leaders



Marshall Bruner
National Public Relations
Coordinator

Why Camping?

2

News

4

Reflections on Camporama

6

Your Outpost Planning Guide

7

Camp Cooking

10

Devotions for Boys

12

Father & Son Relationship

14

One-on-One Empty Hands, Broken Pieces

In July, during the 1994 National Camporama, I was escorting a friend and two young boys to the meal tent to pick up our noon meals. This urban commander from Dallas had introduced me to his son and a younger boy, who had been raised in the inner city. (The Camporama was a major highlight in his life, to say the least.) The young boy, I learned, was from a dysfunctional home. His father no longer lives at home, and his mother is unconcerned how he spends his time each day, just so he is not around to bother her. Sad to say, the youngster faces a family dilemma that occurs too often in America's inner cities today.

We had just gone through the lunch line when I heard a crash amidst the roar of the crowd. As I turned around I saw the small urban boy with hands empty, looking at his plate of food on the ground then looking perplexed at his commander.

The comment made by his commander that followed the minor incident pierced my heart: "That's what his whole life is like," he explained. In other words, the boy's life is full of disarray due to the dysfunctional conditions of his home life. Thank God for commanders, such as this boy's, who are there to help pick up the pieces and patch them together again with God's love.

Regardless if you are an urban commander or not, you will likely be called on to help mend the broken hearts of boys and to fill their void with love and concern.

Children by the multiplied thousands live in a dysfunctional family environment. They often suffer from poor self-esteem. They have social and school adjustment problems. They lack positive coping skills. They need a turning point in their lives.

For this reason the national Royal Rangers Office now offers curriculum and training that enables commanders to address the issues today's boys face. *Insight Groups* curriculum, prepared by Turning Point Ministry to help young people deal with and prevent life-controlling problems, provides a format for group discussion on youth issues and Bible study.

I encourage you to use the curriculum in your outpost, regardless of its size or geographic location. Our Rangers face issues many of us never experienced while growing up. In addition to *Insight Group* curriculum (a commander's guideline along with a separate booklet for Rangers) the national office offers to commanders the 10-hour Turning Point seminar, which teaches commanders about life-controlling problems, how they affect boys and their families, and how leaders can help Rangers overcome or prevent life-controlling problems.

Look closely behind the smiles of the group clown, the shy boy, or even the know-it-all Ranger and you may find hidden there a shell of a boy who needs genuine love and a helping hand to put together the broken pieces of his life. Look again at the entire Rangers group and see the need to build trust and to provide an environment where boys can find God's answers to today's youth issues. (Perhaps your examination will reveal the need for *Insight Group* curriculum and Turning Point training.) Then look once more and envision the Lord standing in their midst and again saying, "Let the ... children come to me ... for the kingdom of God belongs to such as these" (Luke 18:16, NIV).

Together may we pick up the broken pieces and fill the empty hands with God's love.

Marshall Bruner

Why Camping?



His bearing was one of authority and sternness. His face was etched with an overly serious frown. With a sigh of controlled tolerance, he folded his hands over his overstuffed pouch and growled, "Why would anyone in his right mind tramp through the woods, live in a tent, and cook over a fire, when he has a nice home and all the modern conveniences? What value is there in frolicking in the outdoors? Couldn't all that time and energy be better spent in a more practical way? Why all this emphasis on camping anyway?"

Why Indeed?

For over 100 years wise leaders have proven that camping is one of the most effective methods of training and influencing children and young people. Perceptive churches and religious organizations for many years have realized that camping provides an ideal setting for evangelism and Christian development.

Definition

Webster's Collegiate Dictionary

states, "A camp is a collection of tents, huts, or other shelters, used for a vacation or outing." And a camper is one who "pitches or prepares a camp." Our concept covers a much broader spectrum. Camp spans from youth and kids camp to a wilderness survival camp, including rough-out camps (living in tents, cooking over fire), church family camp-outs (using a variety of shelters and equipment), backpacking, canoe camping, horse-back camping, bike camping, day camps, and other specialized camps.

The format and activities may vary, but each provides a golden opportunity for the alert leader.

A New Beginning

Camp represents a fresh start for many campers. Each begins camp free of past failures, past reputation, or past acts to live down. He may be the kid with the bad grade, the under-achiever, the bully, the sissy, the unruly boy, the introvert. He may be the overprotected boy, the neglected youth, the smartest student in school, or the kid burdened with demand and

expectation beyond his ability.

For a few days, this is all in the past. The slate is clean, he will be judged by his present action, not his past performance. Here is a chance to do new things, make new friends, experience new adventures, demonstrate new abilities, and to be on the same level as the other campers. It is like being in a new world. What a golden opportunity to emphasize that this can also be a time to begin a new life in Jesus Christ!

Opportunity To Achieve

One of the needs of youth is a sense of self-worth. They need the opportunity to achieve something that will give them a sense of importance. During camping many discover they can develop skills and demonstrate talents yet undiscovered. The boy who thinks he can do nothing right may discover he is good at fire building or knot tying. The timid boy may "come alive" within his peer group. A nonathletic boy may be a "hit" as a song leader around the campfire. In no other setting are there more opportunities for personal achievement than camping. With a sense of self-worth, it is much easier for youth to believe that God will forgive and accept them and make something worthwhile out of their lives.

Confidence

One young person, after completing rugged backpacking trip, stated: "When I came I had a problem I thought was almost unbearable. As I faced the challenge of the wilderness, my problem began to shrink in size. Before the trip was over, it seemed almost trivial. Now I feel I'm ready to face any of life's problems."

Such self-reliance experiences will help forge strong individuals and strong leaders. Many of our youth are soft and pampered. Some will retreat or give up the first time they face a

hard task or a big problem. Rugged camping experiences can help give them the inner fortitude they need to face life's challenges as strong, determined Christians.

Camping should be used to build in campers those qualities of reliability, resourcefulness, initiative, teamwork, and Christlikeness so that when God taps them for service, they will eagerly answer, "Here am I, Lord, send me."

Contact With Nature

Every young person should have a chance to touch God's natural world, a chance to roam fields, explore woods, wade streams, to feel the sun on his back, the rain in his face, and the wind in his hair. To touch a leaf, to listen to a bird, to smell a blossom, to see a deer disappear in the thicket. To wonder at the stars, to meditate in moonlight, to fall asleep to the sound of the winds in the trees, a murmuring brook, a crackling fire, a chorus of night creatures, to awaken to singing birds, crisp air, and a radiant sunrise. To get high on the sights, the sounds, and the smells of nature. To experience and understand nature helps a young person better understand his role and responsibility in today's world.

It is easy to forget the Source of the necessities of life. And when we forget the Source we began to lose our sense of dependency upon God for providing the basic needs of life.

These experiences will also provide excellent learning opportunities to help campers become increasingly aware of the natural resources God has given them. The leader's task is to take the camper's inherent interest in nature and teach him a sense of dependence upon God, who created all things.

A Miniature Society

For a brief period of time, the camp becomes a mini-community. Through controlled activities, and understanding counselors, some of the greatest lessons in Christian living can be taught. Pitching tents, lashing tables, cleaning cabins, and

continued on page 9

What About Impaired Boys?

Understanding and helping those individuals in your outpost

From time to time compassionate commanders write the national office and ask questions similar to the following: What about impaired boys? Is there a place for them in the Royal Rangers ministry? If so, how do you deal with the matter of advancement requirements? In response, we give the following suggestions:

Become Familiar With the Need

Not only does the leader need to show love and understanding, he must become thoroughly familiar with each boy's impairment. There are over 20 different types and levels of impairments listed by related agencies. For example, there are five levels of mental retardation. You must zero in on the needs and limitations of each individual. In addition to observing the boy, you should discuss these in consultation with the parents.

There are also a number of agencies that would be very glad to provide you with additional information. Sometimes a leader needs more than compassion and good intentions. In some cases he will need special training or orientation. The agencies involved with a particular impairment will be happy to assist you as to how and where you can learn more. There are also a number of excellent books and pamphlets available. In most cases your local library will be able to assist you.

Awareness

You probably will never understand the problems of the impaired by reading a book or pamphlet. The truth is if you are able-bodied, you perhaps will never understand what it means to be impaired. You will probably learn more by working directly with them and by becoming their friend.

One common lack of awareness is demonstrated by people who raise their voices when talking to blind people. The fact is blind individuals have greater hearing ability than people with sight. You might like to try one of the following ideas on yourself or the boys in your group. This may develop some sense of awareness. At least you will be aware of some of the frustrations of the impaired.

1. Wear a blindfold for an hour while carrying out your daily routine.
2. Immobilize your writing hand by strapping it to your side; or immobilize one of your legs, then carry out your daily routine.
3. Muffle your ears an hour a day. It's an awareness exercise.

Carefully analyze the situation and if it is obvious that your present leadership cannot give the time needed without affecting the overall outpost; you will need to expand your leadership.

Limited Activities

It is obvious that some impaired boys will be limited in some activities. However, a leader can sometimes make a great mistake by being overprotective. Let these boys do as much as they are capable of doing. With patience and understanding, it is amazing what they can achieve.

You may need to enlist the assistance and understanding of the able-bodied boys in your group. Impaired boys should never be made to feel that they are unwanted, or that they are a burden or liability. They have the same desire for fun and adventure as any other boy.

Advancement

Should impaired boys be required to complete advancement requirements to receive advancement recognition? Yes! We would do a boy a deep injustice if we allowed him to take shortcuts, just because he is impaired. These boys have the same desire to achieve and experience the same joy when being recognized as able-bodied boys. Shortcuts would deprive a boy. We must not take away their pleasure in personal achievement.

What if the boy absolutely cannot fulfill the requirements? In this case the commander should contact the national Royal Rangers Office.

1994 National Camporama

by Marshall Bruner, editor

It was called the largest-ever Rangers event and having the greatest spiritual impact. The 1994 National Camporama, held at the national Rangers campground, near Eagle Rock, Mo., July 11-15, boasted 4,000 campers. During the nightly services more than 900 boys responded to the call for salvation and nearly 500 sought the infilling of the Holy Spirit.

The years of planning and thousands of man-hours in production seemed painless when thousands of Rangers and outpost commanders packed around the altar or huddled together nearby, all seeking God.

The focus of the Camporama was based on the theme "From the Regions Beyond." The thrust of the entire event was to challenge boys to become today's missionaries to their communities and to the regions beyond.

Boys and commanders from across the nation drove onto the campground in cars, church buses, and chartered buses as early as July 10 to begin setting up tents, district and regional archways, and the six theme parks. About 70 representatives from 11 nations set up camp as well. By the following evening the campground was like a mini city as the 4,000 campers eagerly waited for the Camporama to begin.

That evening, as the sun began to set, Rangers marched into the amphitheater—with newly constructed stage, lighting, and sound. The cheers and yells echoed throughout the Ozark hills. As the pageantry began, the audience was taken in time through dramatization as a father and son witnessed the sights and sounds of World War I. The drama was coupled with a call to salvation by the main character, who was also guest speaker that evening. Rev. Terry Raburn, national director, Division of Church Ministries, concluded his message with an altar call. More than 250 boys came forward for salvation.

The story line continued the fol-

lowing night, July 12, with the scenes of the Middle Ages, in which Jan Ziska and his Crusaders of the Cross fought for religious freedom against overwhelming odds. Guest speaker that evening was Rev. Robb Hawks, Camporama pageant director and children's pastor, Faith Assembly, Orlando, Fla. Nearly 1,000 boys responded to the altar call.

Pageantry the next evening presented the Great Passion Play, presented by the South Texas District. Praises to Christ and rounds of applause enveloped the amphitheater as the character of Jesus Christ was illuminated as He stepped from the tomb—His hands raised to heaven with a note of victory.

The following challenge by special speaker Rev. Ken Hunt, Royal Rangers national commander, to take the gospel message to "the regions beyond," ended with an altar call of nearly 1,300 boys swarming forward. Hundreds of additional Rangers and commanders, unable to move to the altar due to the mass crowd, huddled in small groups throughout the amphitheater, praising God and praying for one another. Boys were praying around the altar past 1:00 a.m. that night as well as the evening before.

The service with guest speaker Missionary Ed Corbin, planned for the final evening service, was canceled due to rain. Yet God's presence lingered on as small groups throughout the 4-mile span of tents randomly met for devotionals.

Each day was highlighted with an array of activities conducted in the six theme parks. Each theme park was hosted by two regions, or a special Rangers ministry, made up of various districts that presented fun, wet, and active games and activities. The theme parks presented a Time Traveler's Trail for the boys to discover—Old Testament days (Great Lakes and Southwest regions), New Testament days (Northeast and Northwest regions), modern days (Southeast and North Central regions),

future days (Gulf and South Central regions), frontier days (Frontiersmen Camping Fellowship), and Middle Ages days (Chi Omega Rho).

Events such as water sports, chariot races, an orbitron, a water cannon, a BB rifle range, physical impairment awareness activities, and above-ground swimming pools—naming only a few—kept the boys enjoying each day. Also, national activities provided hot air balloon rides, a ham radio station, acrobatic stunts with a radio controlled airplane, a low ropes course, and a rappelling course that towered 40 feet.

Another accent of the Camporama was the opening parade, which high-



1994 National Camporama Cannon Crew (left to right): Jack Lorence, Dennis Holland, Joshua Holland, James Kennedy, Paul Etheridge, Fred Deaver, Jay Hoffman.

lighted each theme park and the regional Ranger of the Year winners. The Camporama was officially underway with the firing of the cannon, which was recently purchased with the funds raised by the Frontiersmen Camping Fellowship.

Each day began with a cannon report at 5:30 a.m. On the final day the cannon was also used to fire the symbolic "mortgage release" of the national campground. The debt to the campground had been absorbed by The General Council of the Assemblies of God. Yet the moneys generated from the Camporama will enable the national Royal Rangers Office to deplete this indebtedness of \$750,000. The campground, named



The Camporama concluded with a symbolic mortgage release ceremony to celebrate the depletion of the national campground debt. The symbolic mortgage was signed by Clyde Hawkins (administrator, Division of Treasury, General Council of the A/G) then fired from the camp cannon.

the National Royal Rangers Training Center, was dedicated in 1985.

Congratulations to the districts and regions who won awards at the Camporama! The awards were to be presented during our final service, July 14, but because of the sudden cancellation they were presented during an impromptu staff meeting.

The Ohio District gathered three awards: Best District Banner, Best Overall District Encampment, and District with Largest Attendance. The Great Lakes Region received the Region with Largest Attendance award.

The Best District Activity award went to the New York District. The Best Theme Park Parade award was earned by the Chi Omega Rho village. Future Days was awarded the Best Overall Theme Park trophy—Gulf Region and South Central Region. These regions won the Best Theme Park Archway award as well.

Congratulations to all who were recognized for their outstanding accomplishments.

"If we are going to reach the inner cities of America, and if we are going to minister around the world, we must pass on to this generation of Rangers the vision of world evangelism," said National Commander Hunt. "As our ministry launches into new frontiers of missions, such as our new Light-for-the-Lost Junior Councilmen program, we must instill into the minds of Rangers that *they* must go into the regions beyond with the gospel mes-

sage. For this reason the nucleus of the Camporama centered around missions. People making a commitment to world mission: This was the goal of the 1994 National Camporama."

One hot day before Camporama, David Wharton and Herman Geesaman were laying block to complete the amphitheater stage. Herman, who had been overcome by heat, was seen standing in a gaze in front of the unfinished stage. When David asked Herman if he was okay, Herman replied that he had to step back and envision boys being led to Christ in front of the stage so he could gain strength to finish the job. A special thanks to the many volunteers who contributed to the amphitheater and to the entire Camporama.



Men who contributed in labor to the development of the Camporama amphitheater—Front: Stona Farewell, Ralph Glunt. Back: Paul Stanek, Ellis Stutzman, David Wharton, Herman Geesaman, Ken Hunt.

New Handbooks Coming: The new Pioneers and Trailblazers handbooks are scheduled to be published in April and May 1995. Both handbooks will introduce the new Royal Rangers Advancement Trail, full of challenging and exciting activities and awards the Rangers will enjoy. Included in the handbooks are topics such as "You and Your Church, Community, Outpost, and Family," "Learning About Yourself," "Urban Rangers," new first aid tips, and new uniform items.

Revised Leaders Edition: The *Royal Rangers Leaders Manual (Second Edition)* is scheduled to be published by February 1995. The handbook will

include two new merits and will display the new uniform items currently available.

Camporama Videos: A 60-minute and a 15-minute promotional video of the 1994 National Camporama can be ordered by calling 1-800-641-4310. See the attached *High Adventure* for details.

New Products Available: Several curriculum items have been recently completed by the national office that can be ordered by calling 1-800-641-4310.

The *Urban Commanders Training Guide* (order number 729-009) is a 66-page training manual that offers new insights to penetrating urban America with the Royal Rangers ministry. It includes sections on the following:

- "Intercultural Ministries"
- "The Camping Program"
- "Outreach Ministry Program"
- "Methods to Motivate Boys"
- "Creating a Safe Outpost"
- "About Gangs"
- "Christian Counseling"
- "Adopt-an-Outpost Program"
- "Royal Rangers and Public School Assemblies"
- "How Area, Sectional, and District Commanders Can Further Assist"

The handbook also includes the requirements for earning the new achievement badges. Now 22 achievement badges are available through the Gospel Publishing House. The badges were designed with the urban boy in mind. However, they are ideal for all boys, regardless of their geographic location. The achievement badges are as follows: Art, Bible, Budget, Church, Conservation, Cooking, Craft, Drill Team, Friendship, Home Improvement, Hygiene, Leadership, Map Orientation, Nature, Outing, Physical Education, Public Service, Safety, School, Sports, Team Spirit, and Witnessing. The badges, which can be earned in 3-4 weeks, can be worn on a Rangers T-shirt or vest.

The *Urban Rangers—Dallas, Chicago* video highlights Royal Rangers in Dallas and in Chicago. The video is ideal for promoting the ministry's involvement in the inner cities as well as for encouraging churches to raise funds for inner-city outposts.

Reflections on Camporama

Dear Commander Hunt:

Thank you for taking the time to meet and visit with my boys at Camporama. I appreciate all your efforts and hard work to minister to boys. We enjoyed Camporama and thought it was a great success, and only Heaven will reveal how many souls and hearts were touched. Thanks again!

Yours in Christ,
Butch Charles

To: Ken Hunt
Re: Pastor's first
Camporama

This 38-year-old pastor and his 10-year-old son, Caleb, will never forget the '94 Camporama. Memories of this "Time" will be with these time travelers the rest of our lives. From the meals on the stools to the spectacular and inspirational pageants each night, the whole experience was challenging, rewarding, and inspirational.

I saw my son sincerely raise his hands in worship to the Lord for the first time. He has always been timid in church, but the Camporama really brought him out. On his own he prayed for his commander during the altar time—something he has never done....

My experience at Camporama has given me a perspective of God, of Royal Rangers, of commanders, of the national office, and of myself that will be with me the rest of my ministry. My only regret is that I have pastored for 16 years and have waited this long to go to a national Royal Rangers event. I plan to encourage other pastors to attend Royal Rangers events on any level they can.

In His Service,

Timothy G. Mosse

Pastor, First Assembly of God,
Mooreville, North Carolina



Camporama staff provided special transportation for these happy campers.

Dear Commander Hunt:

The New Mexico District had a great time at Camporama! It was truly a time of fun and fellowship. The evening services were the best part. We had 6 boys saved, and about 20 rededicated their lives. On top of that, we had five boys filled with the Holy Ghost. It was the largest group ever (100!) from New Mexico to attend a national event.

We were sorry about the Thursday evening service being rained out, but had our own service at our camp. We all huddled underneath our 20- by 20-foot tarp and had church. There were many testimonies telling how Camporama had made a difference. A few boys repented of some habits. We made a pledge to always pray for one another. It was a special night, in spite of the rain....

Thanks again to you, Paul, Marshall, and all the others who put so much time and hard work into making it another great Camporama. And thanks be to God for allowing us to serve Him through the Royal Rangers ministry.

Working until Jesus comes,

Tracy Stambaugh

District Commander, New Mexico
District

Dear Commander Hunt:

This is the first time I have been back to Eagle Rock since I took NTC in April 1988. I am now at the 1994 National Camporama. I had begun my first chemotherapy treatment for Hodgkin's disease in 1988 on Monday then began NTC on Thursday.

I remember the Spirit of God moving during our Friday night council fire service, where Brother Johnnie Barnes and Fred Deaver had special prayer for my healing. My patrol brothers also gathered around me. I knew God had touched me....

Next week I had a stroke, [prompted] by my chemotherapy. I received so many calls from my NTC brothers over the next few weeks and months, reminding me of the council fire and God's blessings there. During the following days and months, I held on to the prayers and to the promise of my healing.

During that time I determined to plant a seed of faith by paying for an acre of land at the national campground through the Stake a Claim program—in honor of my healing.

Now, 6 years later, I'm attending the great Camporama. I've seen our outpost boys being blessed each night at these altars.

I wish Commander Barnes were here to tell of my miracle of healing. But I'm telling you so you can share how much this campground and the freedom of the Spirit here have blessed so many lives, such as mine, over the years. Seeing these altars filled each night is worth the healing I had—just to be alive and back here one more time.

Keep up the good work!

Dennis Whaley

Associate Pastor, Evangel Church,
Memphis, Tennessee

Your Outpost Planning Guide

by Marshall Bruner, editor

December

1st Week: Friendship in Your School. Discuss the meaning of friendship and what having a true friend involves. Share what the Bible states about friendship and how to make friends. Address ways the Rangers can witness to their friends. Let the boys work on earning the Friendship Achievement Badge (see requirements listed below).

2nd Week: Friendship in Your Outpost. This week discuss how Rangers can develop close relationships with others in the outpost. Stress the importance of including others in their activities. Hold a special "get acquainted" party or outing.

3rd Week: Friendship in Your Church. a. Explain how Rangers can be friendly in the church. Discuss practical ways that will illustrate, such as acting out a skit. b. You may wish to hold a special Christmas party during the outpost time. This should be an outpost gathering for all age groups. Also, invite the Youth and Missionettes departments to the Christmas celebration so the boys can become better acquainted with other young people in the church. The gathering could include Christmas songs and drama.

4th Week: Friendship in Your Community. Discuss ways to be a good neighbor. Involve the boys in community activities that reflect concern; doing so can start the boys earning the Public Service Achievement Badge.

January, February

Spend the remainder of this quarter familiarizing your Rangers with the new Achievement Badges. You may wish to engage the boys in earning the badges during upcoming weeks.

Definition: Achievement Badge Requirements

The following achievement badges may be earned by all Royal Rangers,

regardless of age. The badges can be earned by a Ranger once he has achieved Recruit status. These badges can be earned while working on the advancement ratings. Prior to working on a badge requirement, the Ranger must meet with his commander to determine the specific tasks the Ranger must complete. Once earned, the badge can be worn on a Royal Rangers T-shirt, awards vest, or jacket. However, the badges are not to be worn on the Royal Rangers uniform.

The requirements for each achievement will naturally become more complex according to the group in which a Ranger is participating. The older a boy becomes, for example, the more proficient he must be, and the task being achieved must equal his age skills. The Physical Education achievement is a good example. The exercises a Straight Arrow will choose will not be nearly as stringent as those being done by a Trailblazer.



that art at your Rangers group for 4 weeks. (For example, if you enjoy drawing, then display four separate drawings you have drawn for this assignment. If you like to sing, then sing four separate songs to your Rangers group.) 3. Give an oral report on why you enjoy this art form. Explain how you became involved in that art. Tell what is necessary to perform that art skill.



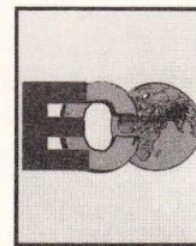
Bible: 1. Select a book from the Bible you wish to read. 2. Read one chapter (or number of chapters specified by your commander) from that book each week for 4 weeks. Give an oral report on the chapters you have read.



Budget: 1. Prepare a personal, home, or patrol budget for 3 weeks. (For example, have a parent, guardian, or commander help you plan items you will purchase from a grocery store each week for 3 weeks.) 2. Help a parent, guardian, or commander maintain a budget. 3. Explain to your outpost group how you prepare and keep a budget.



Church: 1. Choose four ways you can help around the church—such as cleaning, visitation, usher, greeter, children's or youth choir, commander's helper. 2. For 4 weeks do each of those tasks, one per week. 3. Give an oral report on the importance of being a church worker. Explain the tasks you performed at church and what the experience did for you and others.




Conservation: 1. List five ways you can conserve energy and/or natural resources—i.e., turning off a light when not in use, using water sparingly, picking up cans and recycling them, making a fire circle before building a fire. 2. Demonstrate for 3 weeks the five steps you have listed.



Cooking: 1. Explain to your commander how to prepare three meals. The menus must contain a well-balanced meal—having a meat, a vegetable, a bread, and a dairy product. 2. Prepare three meals for your family, friends, or patrol members. 3. Give an oral report to your outpost group on cooking methods.

Your Outpost Planning Guide




Craft: 1. Successfully complete three craft projects at home or at the outpost. 2. Display the craft projects in your meeting room. 3. Give an oral

report on how you completed the projects.




Drill Team: 1. Participate in the planning of a team drill. 2. Compete in four drill team competitions in the outpost. 2. Give an oral report on the

importance of team work.



Friendship: 1. Make friends with three people you do not know. Invite your new friends to church or Royal Rangers. 3. Do an oral report on the

importance of friendships.



Home Improvement: 1. List three chores you will do around the house. Do the chores 4 days a week for 3 weeks. 3. Give an oral report to the


outpost group on the chores you have done and what it meant to you to complete this task.



Hygiene: 1. List four ways you can maintain good hygiene. 2. Perform the tasks you have listed for 3 weeks. 3. Talk with two persons,

besides other Rangers, about why we should keep our bodies and minds healthy. 4. Give an oral report on the importance of good hygiene.

Leadership: 1. Perform some lead-



ership role in your outpost group for 4 weeks. 2. Give an oral report on the leadership and how your role as a leader affected you and the others you had led.



Map Orientation: 1. Draw a map—using proper map codes—from your home to the outpost, from your home to the nearest police station, and

from your house to the nearest hospital or emergency clinic. 2. Show how to read a city or state map. 3. Explain to your outpost group how to find directions using a map.




Nature: 1. Draw and identify five plants. 2. Draw and identify five animals or five animal tracks. 3. Go on a hike or a camp-out and collect a leaf,

rock, or other such item of nature. 4. Give an oral report on the importance of trees and wildlife, and display the items you collected during your outing.



School: 1. Select a school subject you need to improve on. 2. Meet with your commander to discuss good study habits. 3. Study that subject

with a commander or an outpost helper (such as an adult or an older Ranger) at least once each week for 4 weeks. 4. Give an oral report on the importance of learning, and cite one Scripture verse that discusses the word *study*.



Outing: 1. Go on two overnight camp-outs or outings with your

Royal Rangers group. 2. Give an oral report on your trips, and display something you had collected from each camp-out or outing.



Physical Education: 1. List three exercises you will do 4 days a week for 4 weeks. (The exercises can be done at school or at home, but

they must be the type of exercises you have listed.) 2. Do the exercises you have listed during the number of days listed above. 3. Give an oral report on the importance of physical fitness.



Public Service:

1. Talk with a policeman about what you can do to obey the law. 2. Do a community good deed—such as picking up trash in

a city park. 3. Do a good deed for a neighbor. 4. Give an oral report on the importance of being a public servant.



Safety: 1. Show how to call the police, fire department, or ambulance, using the emergency telephone number in your area. 2.

Explain to your commander what to do if each of the following were to happen: fire, tornado or earthquake, robbery, physical abuse, medical emergency. 3. Give an oral report on the importance of safety and how to prevent hazards.



Sports: 1.

Choose a specific sport in which the outpost group participates. 2. Explain the rules regulating that sport. 3. Draw a diagram of the court or field, and

FOR OFFICE USE

REC:

DUE:

SNT:



NATIONAL TRAINING CAMP APPLICATION

PLEASE PRINT

IN CASE OF EMERGENCY, PLEASE NOTIFY

GPH Account No. _____

Name _____

Name _____

Address _____

Address _____

City, State, Zip _____

City, State, Zip _____

Home Phone (____) _____

Phone (____) _____

Occupation _____

Relationship _____

District _____ Outpost # _____

Applicant's RR Position _____

Camp Locations for 1995

	1 []	FLORIDA	FORT MEAD, (CAMP WILDERNESS)	FEBRUARY 2-5,	1995
	2 []	IOWA	OGDEN, (A/G CAMPGROUND)	MAY 4-7,	1995
pending	3 []	MARYLAND	WHITEFORD, (BROADCREEK, BSA)	MAY 11-14,	1995
	4 []	CALIFORNIA	EMIGRANT GAP, (DONNER MINING CAMP)	MAY 11-14,	1995
pending	5 []	MICHIGAN	GAYLORD, (LOST VALLEY BIBLE CAMP)	MAY 18-21,	1995
	6 []	TENNESSEE	GOODLETTSVILLE, (AMBASSADOR CNF CTR)	MAY 25-28,	1995
	7 []	OREGON	HARLON, (CAMP WILDCAT)	JULY 13-16,	1995
	8 []	NEW JERSEY	WOODSTOWN, (CAMP ROOSEVELT, BSA)	SEPTEMBER 7-10,	1995
	9 []	MISSOURI	EAGLE ROCK, (CAMP EAGLE ROCK)	SEPTEMBER 7-10,	1995
	10 []	CALIFORNIA	TWIN PEAKS, (CAMP PINECREST)	SEPTEMBER 7-10,	1995
	11 []	S. CAROLINA	HONEA PATH, (RIVER OAKS RETREAT CTR)	SEPTEMBER 14-17,	1995

You must be in good health in order to participate in the strenuous activities of the training camp. Therefore, you must have a physical examination. After examination, please sign the following statement: **"After consultation with my physician, I know of no physical limitation that would restrict me from participating in the camp activities."**

(Signature)

Any medical facts we should know: _____

Because of the limited size and the advanced cost of setting up these camps, a **\$50** preregistration fee must accompany this application. This will be applied toward the total camp fee, which will be approximately **\$110**. A **\$5 discount** will be given at the camp for those who preregister **4 weeks** prior to the camp date. **NOTE: To cancel** you must notify the national office at least 3 weeks prior to the beginning of the camp. Your preregistration fee will be refundable (**minus a \$10 clerical fee**). Cancellation after this date is nonrefundable! In the event of low enrollment, these events are subject to cancellation and total refund. Cancellation will be made **3 weeks** prior to the event. Please submit your application as early as possible.

MAIL THIS FORM TO: ROYAL RANGERS, 1445 BOONVILLE AVENUE, SPRINGFIELD, MO 65802-1894

CREDIT LEDGER: 001-01-031-4001-000

NATIONAL TRAINING CAMP PERSONAL EQUIPMENT CHECKLIST

CLOTHING:

- 1 Complete Class B Royal Rangers Uniform (long sleeve khaki shirt, khaki trousers, khaki Royal Rangers belt—no dress coats or ties worn)
- 1 Royal Rangers jacket
- 1 Royal Rangers sweatshirt (for colder areas only)
- 1 Pair Army fatigue trousers, jeans, or other work-type trousers for casual wear
- 2 Royal Rangers T-shirts
- * Extra uniforms or fatigues for fresh change, as desired
- 1 Pair heavy shoes or boots for camp activities and hiking
- 2 Pairs heavy socks (navy or black)
- 1 Poncho or raincoat with hood
- * Underclothing and handkerchiefs
- * Pajamas
- * **Please note:** No cap or hat is needed. A special beret will be issued. (Every item except emblem, name tab, and district strip should be removed from uniform.)

PERSONAL ITEMS:

Sleeping bag
Folding camp cot
Toilet kit and mirror (no outlet for electric razor)
Towels and washcloths
Mess kit (plate, bowl, and cup)
Silverware kit (knife, fork, and spoon)
Canteen
Pack and lightweight pack frame (for overnight hike)
Small lightweight tent (for overnight hike)
Ground cloth (waterproof)
Air mattress or foam pad
Flashlight with extra batteries
Personal first aid kit
Pocket knife and whetstone
Hand axe
8-inch mill file
Compass (Silva style preferred)
Waterproof match container with matches
Adventures in Camping handbook
Leader's Manual
Small Bible
Pen and pencil

OPTIONAL ITEMS:

Ditty bag
Insect repellent
Folding plastic cup
Thermal underwear (for colder areas)
Small package of facial tissues
Nail clippers with fingernail file
Compact sewing kit
Survival kit
Camera
Sunburn lotion
Sunglasses
Pillow

*As many as you will need for the camp

OUTPOST COMMANDER'S AWARD

The Outpost Commander's Award is a special achievement award for outpost commanders who have demonstrated outstanding service. All points must be earned for service rendered during the current calendar year. NATIONAL TRAINING EVENTS MAY BE COUNTED EACH YEAR.

Name _____ Address _____ City _____

State _____ Zip _____ District _____ Outpost Number _____

FILL IN THE BLANKS WITH THE NUMBER OF POINTS EARNED:

- | | |
|--|---|
| 1. AN UP-TO-DATE CHARTERED GROUP:
20 points _____ | 12. WEARING PROPER UNIFORM: 5 points _____ |
| 2. COMPLETED LEADERSHIP TRAINING
COURSE I-V: 20 points _____ | 13. OUTPOST MEETINGS: 1 point each
meeting conducted _____ |
| 3. ADVANCEMENT PARTICIPATION:
25 points if at least 50% of boys
in your outpost received an ad-
vancement and if at least 4 Councils
of Achievement were conducted _____ | 14. OUTPOST USING THE PATROL
METHOD PROGRAM: 5 points _____ |
| 4. OUTPOST CAMP-OUTS: 2 points each _____ | 15. GOLD BAR MEETINGS: 1 point each
meeting of boy/adult leadership
planning the outpost meetings and
activities _____ |
| 5. OUTPOST OUTINGS: 2 points each
except for camp-outs _____ | 16. CURRENT RED CROSS CARD:
2 points for each card _____ |
| 6. ATTENDING A NATIONAL TRAINING
CAMP: 5 points _____ | 17. OUTPOST SERVICE PROJECT:
2 points for each project _____ |
| 7. ATTENDING OTHER NATIONAL TRAIN-
ING EVENTS: 5 points for each event _____ | 18. ACTIVE FCF MEMBER: 2 points _____ |
| 8. OUTPOST PARTICIPATION IN A
DISTRICT POW WOW: 5 points _____ | 19. LEADERSHIP MEETINGS: 2 points
each for attending area-, sectional-,
or district-wide meetings _____ |
| 9. BOYS WON TO CHRIST: 5 points each _____ | 20. OUTPOST VISITATION PROGRAM:
2 points for each home visited _____ |
| 10. NEW MEMBERS: 2 points each _____ | |
| 11. RANGER OF THE YEAR PROGRAM:
5 points _____ | |
| | TOTAL POINTS _____ |

REQUIREMENTS FOR AWARD

1. The outpost must have an up-to-date charter.
2. The commander must have completed the *Leadership Training Course*.
3. A minimum of 175 points are needed to qualify.

All outpost commanders who meet the above qualifications will be eligible to receive and wear the Outpost Commander's Award. Time period—JANUARY 1 through DECEMBER 31 of the current year.

NOTE: Please complete your copy of the Outpost Commander's Award Evaluation Sheet, and mail it to your *district commander*, not the national office. Your district commander will supervise the awarding of the Outpost Commander's Award. Seven dollars must be attached to cover the cost of the medal (subject to change by GPH without notice).

If all outpost commanders of one church earn this medal, the senior commander may also wear an Outpost Commander's Award.

TRAINING OPPORTUNITIES FOR ROYAL RANGERS


Royal Rangers national training events are designed to give you the very best training for all phases of the Royal Rangers ministry, with major emphasis on camping.

NATIONAL TRAINING CAMP is designed to give leaders professional training in camping and leadership, plus the opportunity of outstanding fellowship and adventure in the out-of-doors. See attached application for locations and dates.



BUCKAROOS/STRAIGHT ARROWS TRAINING CONFERENCE is designed to give leaders training in various techniques and methods of leadership. Trainees will also receive training in various aspects of the Buckaroos and Straight Arrows ministries. **Locations and dates:** Falling Waters, West Virginia, (Potomac Park Camp) April 13-15, 1995; Cape Cod, Massachusetts, (Camp Good News), September 22-24, 1995.

NATIONAL TRAINING TRAILS allows leaders to participate in outstanding, rugged outdoor activities surrounded by some of America's most beautiful scenery. Leaders will be on the trail 4 exciting days, carrying all their gear and food in backpacks. **Locations and dates:** Kyburz, California, (Wright Lake) August 17-20, 1995; Eagle Rock, Missouri, (Camp Eagle Rock) October 12-15, 1995.



NATIONAL CANOE EXPEDITION is designed to give leaders specialized training on how to conduct canoe trips and to provide outstanding adventure in some of the most beautiful canoe country in America. **Location and dates:** Great Falls, Montana, (Great Falls Central Church) August 10-13, 1995.

ADVANCED NATIONAL TRAINING CAMP is designed to provide Royal Rangers leaders with additional training beyond that offered at the National Training Camp. It will also help inspire leaders to greater involvement in the Royal Rangers ministry. A leader must have attended NTC before enrolling. **Locations and dates:** Ft. Mead, Florida, (Camp Wilderness) February 8-12, 1995; Payson, Arizona, (Camp Geronamo) August 23-27, 1995.



NATIONAL ACADEMY is a national training school designed to train selected leaders to become staff members for national training camps. **Location and dates:** Eagle Rock, Missouri, (Camp Eagle Rock) May 2-7, 1995.

CAMP EAGLE ROCK is a 7-day, action-packed camp for Royal Rangers ages 12-17 and for their commanders. Campers will participate in activities such as high- and low-ropes courses, rappelling, cave exploring, hiking, archery, crafts, and riflery. **Cost: \$125. Location and dates:** Eagle Rock, Missouri, (Camp Eagle Rock) July 16-22, 1995.



explain each purpose of the playing ground. 4. Participate in that sport during four Rangers meetings. 5. Give an oral report on the importance of physical fitness, team effort, and sportsmanship in relation to that sport.



Team Spirit: 1.

List four ways to improve team spirit in your patrol or outpost group. 2. Demonstrate these four methods in your patrol or outpost group for 4 weeks. 3. Give an oral report on the need for team spirit in your group.



Witnessing: 1.

Invite four boys to Royal Rangers. 2. Explain the salvation message to your commander. 3. Witness to two people. 4. Hand out gospel tracks to five people.

Stake A Claim

Invest in an acre or more of land for the National Royal Rangers Training Center near Eagle Rock, Missouri.

I will invest in _____ acre(s) of land for the National Royal Rangers Training Center at \$500 an acre. (A claim conveys no legal interest.)

I will pay my pledge of:

☐ \$540 per acre within 1 year
(12 monthly of \$45)

☐ \$600 per acre within 2 years
(24 monthly of \$25)

Name _____

Mailing Address _____

City _____

State _____ ZIP _____ Acct #001-01-035-4001

Church to receive World Ministries credit

City _____ State _____

Royal Rangers STAKE A CLAIM Pledge Form

continued from page 3

other do-it-together duties are a great classroom for human relations. Camping gives special opportunity for close personal relationships.

Working together for the comfort and safety of the group reveals their real selves to each other. They are free from complex relationships in which they live, and each is taken at face value. Living together in the out-of-doors under proper guidance can be democratic living in its highest form.

Campers learn the give-and-take of life. They share living quarters and responsibilities; they play and work together; they share experiences; and they learn that cooperation, with each camper doing his part, is necessary for a safe, comfortable experience. Faith in the democratic way of life comes

through happy, satisfying, personal participation which must begin with campers if we expect them to grow into freedom loving Christians who are willing to sacrifice for Christ and this way of life.

Living together in camping breaks down artificial barriers, which may have stood between individuals because of differences in family, economic, or cultural backgrounds. Camping gives young people the opportunity to work together with others.

Here they must face the consequences of their actions. They assume responsibility for their own needs; they learn to respect the rights and personal belongings of others. Selfishness and greed have no part in a camp. Camping means everyone working together. The person who chisels for selfish reasons finds himself suffering


the wrath of his fellow campers. Camping is a unique occasion for adjustments to take place in habits and attitudes which will remain with them through life. And camping helps boys develop a sense of Christian justice and fair play and Christian standards of right and wrong, and gives them opportunities to apply these to life.

Results

Camping can change lives, improve attitudes, strengthen character, sharpen perspectives, and create a new outlook on life. Camping provides a golden opportunity for evangelism and Christian development. Perceptive leaders are utilizing this open door for the benefit of our young people.

With open arms, the hills and forests call to us, "Send me your children..." ☸

Camp Cooking



Making Trail Goodies

Perhaps the most valuable food of the American Indian was jerky, made from venison, elk, buffalo, etc. Necessity was the father of this invention because of the need to preserve meat. Some people groups still preserve meat in this way. It is simple, enjoyable, and a great way to fix a "snack." Jerky goes well on hikes or backpacking adventures.

Jerky can be made of most any meat, including beef and pork. However, when using wild meat or pork, be sure to boil the meat slices in water until the "red" is gone. You want to prevent infection from *Trichina*, a parasite found in many wild creatures.

Here's How

Step 1. Cut the meat into $\frac{1}{8}$ - to $\frac{1}{4}$ -inch strips, going with the grain and trimming away the fat. If the meat is real tough, this won't work.

Step 2. Drop the strips into a bowl of water consisting of salt, pepper, onion, garlic, and Worcestershire to Tabasco sauce for hot, spicy jerky.

Step 3. Next morning, lay strips on the wire racks of your oven (be sure they don't touch each other). Bake 2-3 hours, or until meat is black, at 200 degrees or less with oven door slightly open. The meat strips are ready when they will crack but not break. Put some aluminum foil in your oven to catch drippings.

Put your jerky in jars or sealed plastic bags. It should keep a year or more with no refrigeration. When backpacking, put the plastic bags into cloth bags to prevent moisture build up.

You can also make jerky outdoors, just like the Indians used to. In dry climates they put the meat

on a wooden rack to bask in the sun. (You have to watch for insects and cover the meat after dark to keep dew away.)

You can use a small smoker. The Indians made theirs out of skins in the shape of a little tepee. Meat racks go in the top with a small smoke fire underneath. You don't want to cook the meat, just to dry it out. So control your fire and temperature. You can also use a metal drum for a smoker. Hickory chips will make your best fire for this purpose.

Jerky Recipe

1 tablespoon salt
1 tablespoon onion powder
1 teaspoon garlic powder
 $\frac{1}{2}$ teaspoon pepper

Making Pemmican

The first lightweight camping

(or "traveling") food was the Indian pemmican. It is as valuable and easy to make today as it was then. The original pemmican was made from buffalo, elk, or venison jerky, and whatever else happened to be handy. This included almost all kinds of berries, nuts, and honey—if available.

How To Make

Step 1. Cut all fat from beef, then cut into thin slices. Dry in oven with oven at lowest temperature and door open slightly, until meat will break and crumble.

Step 2. Pound meat into powder, or grind using an electric blender.

Step 3. Add raisins, dried blueberries, chopped dried apricots, peaches, pecans, peanuts.

Step 4. Heat honey and peanut butter to soften it, then blend into the mixture. Add the cayenne pepper, and make sure it is worked thoroughly through the mixture.

Step 5. If you want to go completely natural, pack the mixture into sausage casing (available at meat counters), or you can put the mixture into plastic tie bags.

Step 6. Keep in a cool, dry place. Pemmican will keep indefinitely and can't be beat as a snack or luncheon on the trail.

Pemmican Recipe

Dried beef	8 oz.
Raisins	8 oz.
Unroasted peanuts or pecans	8 oz.
Honey	2 tsp.
Peanut butter	4 tblsp.
Cayenne pepper	3/4 tsp.

Dutch Oven Cooking

Dutch oven cooking is the traditional cooking method of the early outdoorsman. This extremely versatile method is the granddaddy of "one-pot cooking." With a little practice, a camp stove can provide a hearty game stew or a mouth-watering batch of biscuits from this practical pot.

An authentic Dutch oven is actually a cast iron pot. It has three short legs and, sometimes, a handle. A tight-fitting cast iron lid is made to fit down into a rim around the outside edge of the pot. The lid is domed and has a lifting ring in its center. Not only can these two pieces be used as an over, but the pot can serve as a frying pan and the lid as a griddle.

There are two basic cooking methods with Dutch ovens: below ground and above ground.

Below Ground: This method works for stews, roasts, birds, beans, etc. Dig a pit 2 feet by 2 feet wide by 2 feet deep. Cover the bottom of the pit with red, hot coals. Place the Dutch oven, filled with ingredients, into the pit. Place the lid on the oven and pack a layer of coals around the oven and over its top. Next, cover the coals with at least 6 inches of dirt. (Make sure there are no flammable materials, such as leaves, in the soil.) After a day of hiking, hunting, or fishing, you can return to camp to a hot meal.

Above Ground: This method is used to bake bread, pies, biscuits, etc. Preheat the Dutch oven on a


good pile of hot coals. Remove the oven from the coals, coat the inside with grease, and place the dough in the oven. Move the oven back onto the coals, cover with the lid, then scoop hot coals onto the lid. The edge of the lid is shaped to hold the coals in place. For golden-brown bread and biscuits, you will have to keep adding coals to the lid until the bread is done.

Dutch Oven Camp Bread

Bannock or "camp bread" can easily be cooked in a Dutch oven. Mix 4 cups flour, 6 tablespoons sugar, 1 teaspoon salt, 4 teaspoons baking powder, then add 1/3 cup water or milk. Press into Dutch oven and bake for about 15 minutes for each 1-inch thickness.

Natural Crafts

Dutch ovens must be seasoned carefully when first purchased. To season, coat the inside of the pot with bacon fat, then keep it smoking hot for 2 hours, applying the bacon fat as it dries out. A Dutch oven should never be washed with soap. Merely pour in hot water to heat, then pour out. Recoat inside of pot with bacon grease and leave for the next meal. ☉



Devotions for Boys

Scriptures cited from the New International Version

A Campfire Devotional

Scripture: Matthew 5:14-16

Equipment needed: Campfire and dead limbs

As we gaze into our campfire tonight, let's think just for a moment how this applies to the spiritual realm. (Point to some dead limbs or wood.) These dead limbs, which we are using for our campfire, were just decaying and going to waste. But some of you boys went out into the woods and gathered up this wood, so we might have this glorious campfire tonight.

Now those old, dead limbs that weren't worth anything have given us a fine fire. (Explain how the fire is giving off light into a dark night.) Just as this wood has become useful, we can become useful by allowing Jesus to take our lives and place us in His "campfire of life."

You, who have already accepted Jesus as your personal Savior, now know that your life has a meaning. You are no longer dying and going to waste without purpose.

Once Jesus has saved us, we must burn brightly for Jesus Christ. We must let our lights be seen by this dark and sinful world. You are the light of the world. But if you hide your light, no one will be able to find their way to heaven. We should lift up our Light, Jesus Christ, so all might see.

Prayer and daily Bible reading is a good way to keep our lights from burning out. The Holy Spirit will give us the fuel that we need. Let's be thankful for God's great love that He chose for you and me to be in His "campfire."

So, boys, just as these dead limbs became useful, so can our lives, by placing them into the hands of God. Let's shine for Jesus Christ!

Be God's Man

Too often we want to be like the other guy. We want to wear clothes like the other guy, cut our hair like his, and talk like him. Why do we try to cram ourselves into a mold like others? The mold does not always fit, and it is hard to get into sometimes.

Why does man or boy want to be like his peers? Is he afraid to stand alone. Is he afraid to be different? Is this his way of hiding? Sometimes a guy will want to do something ... but feels he must first ask his buddy to learn what he thinks.

But God wants us to be our own person. This is why He made us different in so many ways. He made us look different in size, color of hair, our expressions, and our likes and dislikes. God even gave each person his or her unique fingerprint.

So you needn't worry about having to be like everyone else. What God wants is for us to be like Him. To do this, though, we must trust and obey the Lord.

The next time someone makes fun of you because you're not part of the "in" crowd, don't worry. The Person you're teaming up with, Jesus Christ, will stand beside you. Then you needn't worry because He commands the angels and all that was created. Now that's being part of the "in" crowd, the body of Christ.

"We who ... reflect the Lord's glory, are being transformed into his likeness with ever-increasing glory, which comes from the Lord, who is the Spirit" (2 Corinthians 3:18).

Water for the Thirsty

Scripture: John 4:13,14; 7:37,38

Equipment Needed: Five tumblers (different shapes), marbles, water

Lesson: A cool drink of water is refreshing when you're tired and thirsty. Christ knew that the thirst of

the soul couldn't be satisfied with physical water, so He said, "If a man is thirsty, let him come to me and drink. Whoever believes in me, as the Scripture has said, streams of living water will flow from within him (John 7:37,38)."

Jesus is the *Living Water*, which satisfies the soul's thirst. While He was on earth, Christ could talk with men and women and tell them how to get their thirst satisfied. But now that He is in heaven, the work of telling about the *Living Water* must be done by Christians. But we must be vessels that can be used by God and which can "carry" His message.

We Christians are like water glasses. Let me explain: Would you give a guest a glass of water with dirty finger marks on it? Neither should we expect Christ to use us if our lives are dirty and messy.

What about the large glass that looks clean but is cracked? How can it be used to carry water?

What about the glass that is filled with marbles, which speak of pleasure. Innocent pleasures are not wrong, but the life can be so filled with them that it has no time to carry the *Water of Life*.

Would you want to give a chipped glass to a friend? No, it might cut his lip. Often Christians can be so sharp and cutting in what they say that God cannot use them.

Notice the little plain glass. It's clean, it isn't cracked, and it's smooth. It's in a condition to be used. It's now filled with pure water, ready to satisfy the thirst. Every Christian should be like this glass: ready for the Master's use to carry the *Water of Life*.

Stay Close to the Master Ranger

Equipment Needed: Several wood matches—some plain, some wax coated; one 4-inch plaster cross (painted) with words, "Jesus Saves," on it.

Fun Games for Boys

Boys, as you can see, this is a common wood match (show match), and this is a match coated with wax (show match).

This is the kind of match that we take to camp-outs. This match is protected from the weather and is far superior to this common match.

Let's let this common match represent me, or you, or any one of us. Now, let's let this protected match represent any one of us, too.

Now see my hands (hold up your hands)? Let's let my hands represent the world and all it's sin and temptation by the devil. As you can see my hands, which represent the devil, are strong and can easily break this match in two (break match).

Now this protected match gets into the hands of the devil, and let's see what happens (break match). Even though this match, which represents our lives, is protected—just like our lives are protected by our parents and police, and even by being here in this church—it can easily be broken by the hands of Satan.

You see, we must do something more than just protect our lives to keep from being broken by the devil.

Now see this cross (display plastic cross)? It says, "Jesus Saves." Now let's tie this match (protected or plain) to the cross and see what happens (tie match to cross).

Remember, this match represents our lives, and my hands represent the devil. Now let's see if we can break the match (attempt to break). No—the match can't be broken or even bent. This cross (display cross) says, "Jesus Christ." So if we all accept Jesus for our personal Savior and tie our lives to His, we can't be broken like this match.

Jesus gave His life on a cross, such as this one (display cross), for the redemption of our sins. He can be the Master over our sins, for He is the Master Ranger.

Looking for a few games to help your Rangers develop teamwork and physical stamina? Below are game ideas your Rangers will enjoy.

Knot Game—Indoor

Seat the boys in a circle. Give each boy a 12-inch piece of string. Have the boys each tie three knots of any kind. When they finish, tell them to pass the string two boys to the left. Surprise them by telling them to see who can be the first to untie all three knots. That person is the winner.

Lost Friend—Indoor

Have the boys form a circle. Place six to eight boys (depending on the size of the outpost group) inside the center and blindfold them. Next, give two boys identical objects, such as baseballs, books, or combs. Each blindfolded boy is to find his partner, the one who has the same object, by feeling the objects others are carrying. The boys inside and outside the ring are not allowed to talk.

Running Sodas—Outdoor

Divide the boys into patrols. Then divide each patrol in half and separate the patrol members 50 feet apart. Give each boy in the front of his patrol on one side a can of soda. The boy is to drink his soda completely before reaching the other side, where he tags a member of his patrol. Once the patrol member is tagged, he will be given a soda to drink completely as he crosses back over to tag a member of his patrol. The first patrol to finish is the winning team.

Knot Step Contest—Indoor

Material Needed: Four feet of rope per Ranger

Line up Rangers at one end of the room. Call out the name of a knot, which each Ranger must tie. Each Ranger who ties his knot correctly can take one step forward. Commander calls out another knot and the same procedure is followed. The first Ranger to reach the wall at the far end of the room is the winner.

Bean Relay—Indoor

Materials Needed: Three dinner knives, three raw beans, three chairs

Put equal numbers of boys on two or three teams. Have them stand in a row behind each other. On the opposite side of the room, place chairs, about 3 feet apart, in a straight row. At the start the first boy in each row places a bean on the knife, then rushes across the room. He goes around the chair and rushes back to the starting place. He then hands the knife, with the bean still on it, to the next boy in line on his team. If the bean drops off the knife, the boy picks it up and continues.

Royal Rangers Decade of Harvest

Earmark your calendar for the dates scheduled for the Royal Rangers Decade of Harvest prayer and fasting days. The first Saturday of every month has been designated a day of fasting and at least 1 hour of prayer for the Royal Rangers Decade of Harvest efforts.

DEC							JAN							FEB						
Sun	Mon	Tue	Wed	Thur	Fri	Sat	Sun	Mon	Tue	Wed	Thur	Fri	Sat	Sun	Mon	Tue	Wed	Thurs	Fri	Sat
					1	2 3	1	2	3	4	5	6 7						1	2	3 4
4	5	6	7	8	9	10	8	9	10	11	12	13	14	4	5	6	7	8	9	10
11	12	13	14	15	16	17	15	16	17	18	19	20	21	11	12	13	14	15	16	17
18	19	20	21	22	23	24	22	23	24	25	26	27	28	18	19	20	21	22	23	24
25	26	27	28	29	30	31	29	30	31					25	26	27	28			

FATHER & SON RELATIONSHIP

“Words Worth Repeating”

by Johnnie Barnes, deceased national commander

A friend of mine was engaged in conversation with a number of peers at the close of a church service. I observed his 8-year-old son slip quietly up to his father's side and take hold of his hand. The boy said nothing but simply hung on to his father's arm.

With a cross expression on his face, my friend pushed away the boy's hand and growled, “Don't bother me, Son. I'm busy.” I almost cringed. With a dejected look on his face, the boy walked away. His action had demonstrated his desire to identify with his father. Now he felt rejected and his father had violated a cardinal principle of good father-son relationship.

A good father and son relationship is no accident, it is something you must work on continually. A lion's share of the responsibility of this relationship falls upon the father. This is particularly true in a boy's more formative years. A father has the potential of exercising more influence upon his son's life than anyone else.

In a book entitled *Teenage Rebellion*, by Rev. Truman Dollar and Dr. Grace Ketterman, the statement was made: “One hundred young people were asked the following question: ‘What person in your life has exercised the greatest influence in determining your behavior and beliefs? The influence can be either for good or bad and the person may or may not be a part of your family.’”

The quick response the majority gave was “my father.” In light of the awesome responsibility placed upon a father, what should he endeavor to give his son. In *Teenage Rebellion* they listed seven things a father should give his children: strength, protection, discipline, values, respect, laughter, and example. May I add love, understanding, and good memories.

Strength

Most fathers will readily accept the responsibility to be a strong

father. However, many are confused about what is real strength. Some mistake toughness for strength.

My father was a rugged man. He worked as a cowhand on the famous King's Ranch, later went into ranching for himself. Many of his exploits gave him the reputation of being a real “man's man.” One of his mistaken codes was, a real man never cried in public. Even when my 13-year-old sister died, Dad cried in private away from the eyes of the family. He never cried a tear at the funeral.

The first time I saw my father cry in public was the night I preached my first sermon. He came down the aisle with tears streaming down his cheeks to make a decision for Christ. I stepped down from the platform and hugged his neck and loved him for crying.

Sometimes gentleness and understanding show greater strength than stubbornness and toughness. Sometimes the determination to stand by principles, the courage to face problems and make decisions, and the willingness to understand other family members shows greater strength than the so-called macho image seen so often today.

Protection

A boy badly needs the security of knowing, if I need my father's protection, he is there to give it. When I was a boy, my brother and I were caught in a violent storm some distance from home. Racing toward home we were twice blown down by the wind. We saw the wind blow the roof from the barn.


When we reached the house at the height of the storm, the family had already retreated to the dugout cellar for protection. But not my father, he stood braced against the post waiting for us boys to arrive. The image of my father facing into the teeth of the storm made an impression I'll never forget. Even after closing the cellar door, he stood vigil on the cellar steps. I went to the back of the dugout, lay down, and fell asleep. What did I have to be afraid of?

My father was on the steps of the storm cellar. I'm sure many fathers have experienced the calming effect of their presence near a child after a bad dream or a frightening experience.

There are many ways a father can provide protection other than that of a physical nature. The important thing is to be there when your son needs you.

Discipline

One of the greatest needs of children in today's society is good discipline. It is a proven fact that children who are kept within the bounds of certain restrictions and guidelines are much happier than those without restriction.



They *will* test the length of those bounds over and over again. However, they feel more secure and more loved when there is discipline. May I hasten to explain, discipline should not be authoritarian in nature, but must be seasoned with love.

When punishment is necessary it should be given in a spirit of love, never in anger or frustration. Also, discipline achieved through fear is never ideal. There must be a balance.

Values

Ask yourself this question: "What are the most important values a father should teach his son?" Then ask yourself the personal question: "Am I teaching these values to my son?"

Truman Dollar states in *Teenage Rebellion* that dads rarely talk about their values or beliefs with their children. In the survey 100 young people were asked the question, "Does your father personally communicate to you his moral and spiritual ideals?" Only two answered yes.

As Christians most of us know what we consider important values. We must spend more time sharing these with our sons. What a tragedy for a boy to grow up not knowing what his father believed was important.

Respect

Each boy is an individual and should be respected. Emily Post once stated this fact quite well when she said, "Children are people." This does not mean he should be treated as an adult. But he should be respected as a valuable member of the family. We should respect his right to express himself.

There are times when a boy badly needs someone to talk to, someone who will really listen with an open heart. He may wish to talk out a problem, share an achievement, or complain of an injustice. At such times he needs someone to hear and to care.

Respect his opinion in personal and family matters. This doesn't mean he necessarily has an equal voice in family decisions. The amount would depend on his age and circumstances. But we should hear his opinion.

Allow him to make decisions for himself. I realize there are areas which

involve the physical, mental, and moral welfare of our son, areas in which a conscientious father must maintain control. However, there are many other areas in which a boy can make decisions, good or bad, that will have a minimum effect on his well-being. Boys who learn to make decisions are better prepared for life, plus it will help you gain their respect.

Encourage him to identify with you and the family. This will give him a sense of self-esteem or self-worth. Sometimes this will require some effort and time on the father's part.

The story at the beginning of the presentation illustrated a situation where a father was too busy for his son. A father who makes his son feel unwanted and unimportant has driven a large wedge between a good father-son relationship.

On the other hand, when mistakes are made, I have found six words very helpful in bridging the gap. They are, "I was wrong, please forgive me."

Laughter

A sense of humor is vital to a good relationship. An overly serious father will have difficulty in making his children feel comfortable around him.

Example

Some things can only be taught by example. One thing is attitude. Your son's attitude toward his family, circumstances, people, religion, and life in general will reflect greatly upon your own attitude. A boy made a trip about town with his father. During the drive he observed with interest the comments his father made about other drivers. Upon arriving home he exclaimed to his mother: "Guess what? We passed five idiots, four dumbdumbs, and three knuckleheads!"

Your son will remember your actions and attitudes long after your words are forgotten. To paraphrase the statement of a famous sage, "What you are speaks so loud your son can't hear a word you're saying." The cliché, "Like father like son," may have more truth than we realize.

The closeness of home relations seems to exaggerate all our flaws and shortcomings. When we should be at our best, we often demonstrate our worst.

Being a good example may not always come easy, but it pays high dividends in father-son relationships.

Another strong need is spiritual example. Too often the spiritual guidance is left to the mother. It should be the father's role. Your son should have the privilege of hearing you pray, hearing you read the Bible, seeing you lead the family in spiritual things.

Love and Understanding

As a Christian father it is essential that you make your son feel loved, and that we are trying to understand his needs and problems. He must feel loved when he is bad as well as when he is good. (This does not exclude discipline.) When he faces the rough and tumble game of life, he must know home is a haven where he can always find love.

Your son needs understanding; the stresses, the temptations, and the obstacles a boy faces do not make it easy for a boy in today's world. The one person he should look to for support and understanding should be his father. Sometimes it can make the difference between success and failure. Three of the most important and most influential words in the English language are, "I love you." Say them often to your son, and back them up with your actions. There are many other needs, however. Let me conclude with one final one.


Build Good Memories

There is a touching story of a father and son who spent an exciting trip together. Both agreed it was the highlight of their lives together. Returning home they made a pact. If there was ever difficulty between them in the future, they would use a "code word" that would remind them of this time together. The story related how this word was used many times to smooth the rough waters of disagreement and resentment. Periodically plan a special trip for you and your son to spend together; it may be the most valuable time of your life.

Good memories will cement a father and son relation better than anything I know. Start building some now! ☺

New Rangers Resources Available!

Order by calling
1-800-641-4310



Urban Commanders Training Guide

Cost: \$5.30

Item 729NZ009

A 66-page training manual that offers new insights to penetrating urban America with the Royal Rangers ministry

The handbook includes the requirements for earning the 22 new achievement badges, available through Gospel Publishing House.

Urban Rangers—Dallas, Chicago

Cost: \$5.00

Item 729NZ052


Highlights urban Royal Rangers outposts in Dallas and in Chicago

The video is ideal for promoting the ministry's involvement in the inner cities as well as for encouraging churches to raise funds for inner-city outposts.

Insight Group Commander's Guide

Cost: \$9*

Item 729NZ049




Insight Group Ranger's Guide

Cost: \$7*

Item 729NZ050

Provides 13 sessions, which can be used in groups Pioneers age or older; that are ideal for monthly meeting features or a weekly 30-minute values/Bible study

The 104-page commander's guide instructs the leader how to use the curriculum along with the materials that are presented in the *Ranger's Guide*. In addition to Bible studies, the curriculum addresses issues such as trust, the trap (substance abuse), peer care, Christ-esteem, making decisions, and dating relationships.



* Order 10-19 copies of each and save 10 percent or receive a 15 percent discount for ordering 20 or more of each.



Nigel "Chief" Lindsay
and Gary Wurst camped here!

...and Enjoyed.





1994-95 FCF National Scouts

Congratulations to the newly elected FCF national scouts, who were named during the 1994 National Camporama. Donnie Hubbard, Arkansas District, was elected National Scout and Joshua Holland, Ohio District, as National Assistant Scout.

National Scout Donnie Hubbard (right) and Assistant National Scout Joshua Holland

Animal Tracks

by John Eller, national dispatcher

The exciting world of nature can be observed in many ways. An excellent method in gaining perspective of the world about us is through study of *animal tracks*. This is especially true in winter. A blanket of snow, weather's most beautiful phenomenon, simplifies tracking and makes stalking more interesting.

Most nonhibernating creatures of the wild roam for food even in the coldest weather. Some storage-conscious animals such as squirrels may be seen leaving tracks in the snow

while seeking to supplement their wilderness larder.

Another factor which aids in stalking is that tracks of almost every kind of animal are distinctive. Identifying characteristics include track patterns, size and shape, number of toes on each foot, and presence or absence of claw marks or tail prints.

In addition to tracks in the snow, animals may be followed in mud, dust, or sand. The more experienced stalkers notice other bits of evidence such as feeding signs, making it possible to observe the habits and ecology of elusive, seldom-seen creatures.

Good tracking is the result of learning the animal's habitat. If you lose his trail at any time, say to yourself, "Where would I go from here if I were the animal?" If that doesn't work, mark the last imprint with a stick and "cast" around this marker, walking around it in an ever-widening spiral until you pick up the trail again.

Many Rangers live in regions where snow will fall. Each should be "ready" with warm wraps to hike out in search of animal and even bird tracks in nature's exciting world of winter. 🌐

1994 National Rangers of the Year



by Clint Davis and Darryl Smith

Eight regional finalists were named National Royal Rangers of the Year for their achievement in excellence in July during the 1994 National Camporama in Eagle Rock, Missouri.

The awards ceremony was performed during the July 12 evening service. Ken Hunt, Royal Rangers national commander, presented the awards. These young men earned their medals following months of rigorous competition among hundreds of Royal Rangers across the United States.

The national winners by region are Brandon Boyd, Great Lakes; Nick Gray, Southeast; Luis Barraza, Southwest; Troy Farris, Gulf; Joshua Horvath, South Central; David Sutter, North Central; Anthony Raduano,

Northeast; and Matthew Toro, Northwest.

Brandon Boyd, age 18, attends First Assembly in Newton, Illinois. Nick Gray, age 17, attends Bushnell Full Gospel Assembly in Bushnell, Florida. Luis Barraza, age 17, attends Mision Elim in Montebello, California. Troy Farris, age 17, attends Second Assembly in Joplin, Missouri. Joshua Horvath, age 17, attends Evangel Temple in Waxahachie, Texas. David Sutter, age 18, attends Maple Grove Assembly in Maple Grove, Minnesota. Anthony Raduano, age 16, attends Bethel Assembly in Hagerstown, Maryland. Matthew Toro, age 16, attends Christian Worship Center in Bremerton, Washington.

The Ranger of the Year award is one of the highest and most presti-

gious a Royal Ranger can attain. It is awarded each year to eight winners who win their sectional, district, and regional Ranger of the Year competition.

As a national winner, each Ranger is honored with a 1-year membership to the National Royal Rangers Council. (This body consists of district, regional, and national staff who govern the program.) They also will have opportunity to travel within their regions for speaking engagements at various Royal Rangers functions.

This year's winners each demonstrated that their responsibility, as youth of America, is to give back to God what He has given to them: talents, time, creativity, and ministry. And they each expressed a desire to return the training and blessings they had received in their tenure as Royal Rangers.

Brandon Boyd: "Royal Rangers has given me an opportunity to share Christ with others whom I might not have had the opportunity to otherwise. This has helped me with my work in the inner city."

"Rangers has been the main reason I have continued to serve Christ. It was at a Frontiersmen Camping Fellowship Trace where I received my call to full-time ministry. This fall I will attend Lincoln Christian College and major in pastoral ministry. I also plan to stay in Royal Rangers and serve as a lieutenant commander."

Brandon has earned 32 advanced merits, the Gold Medal of Achievement, and the Gold Buffalo and Silver Buffalo awards. He has been involved with Royal Rangers for 12 years.

Nick Gray: "I was born into a family that was involved in Rangers, and I started my involvement with the Straight Arrows program."

"Now that I am a National Ranger of the Year, I am looking forward to turning 18 and becoming a commander. I will continue to reach boys for Christ."

"My future goals in Royal Rangers include being able to serve on sectional and district staff."

Nick has earned 32 advanced merits, the Gold Medal of Achievement, and the Gold Buffalo and Silver Buffalo awards. He has served in Rangers for 11 years.

Luis Barraza: "Starting in Straight Arrows, I have seen firsthand what the Rangers program can do. It reaches out to boys at an early age, giving them an outdoor experience as well as applying Christian values."

"Royal Rangers has helped me mature spiritually, as well as sharing Christ and what He has done in my life."

"Now that I have been chosen as a National Ranger of the Year, I would first like to aid other boys in their efforts to become Ranger of the Year. Second, I would like to reach boys in the inner city of East Los Angeles. I plan to serve as a commander when I

turn 18 and continue to reach boys for Christ."

Luis has earned 39 advanced merits, the Gold Medal of Achievement, and the Gold Buffalo and Silver Buffalo awards. He has been involved in Royal Rangers for 12 years.

Troy Farris: "Rangers was the tool that reached me for Christ; this is why I am involved with the Royal Rangers program today."

"Rangers has helped me to grow in Christ, and to reach others for Him."

"I plan to continue as a Buckaroos commander and to help other boys earn their Gold Medal of Achievement and to become Ranger of the Year. In short, I want to help reach boys for Christ."

Troy has earned 44 advanced merits, the Gold Medal of Achievement, and the Gold Buffalo and Silver Buffalo awards. Troy has served in Royal Rangers for 12 years.

Joshua Horvath: "I'm involved in Royal Rangers because my church offered a program that offers the outdoor experience, which I enjoy. Rangers has helped me to grow in Christ and to work with others. Becoming National Ranger of the Year, for example, has better enabled me to work with an international training institute."

Joshua has earned 25 advanced merits, the Gold Medal of Achievement, and the Gold Buffalo award. He has been a Royal Ranger for 10 years.

David Sutter: "Rangers is something I have really enjoyed while growing in Christ mentally and physically. The program has allowed me to meet many friends. Helping other boys in the program is a big part of my involvement. Royal Rangers not only has helped me grow closer to Christ, but has given me the ability to bring others to Christ. As long as God leads, I plan to continue in Royal Rangers as a leader."

David has earned 32 advanced

merits, the Gold Medal of Achievement, and the Gold Buffalo and Silver Buffalo awards. He has served in Royal Rangers for 10 years.

Anthony Raduano: "I've been involved with Rangers since Straight Arrows, and it's been challenging and exciting while helping me grow in Christ."

"At the first Pow Wow I attended, I was saved and filled with the Holy Spirit. Royal Rangers has helped me grow in Christ. Now I want to become a Rangers leader myself."

One of Anthony's first steps to being a leader was to become the first ever Light-for-the-Lost Junior Councilman. He was awarded for being the first Junior Councilman during a Men's Ministries luncheon at the 1993 General Council, in Minneapolis, Minnesota.

Anthony has earned 35 advanced merits, the Gold Medal of Achievement, and the Gold Buffalo and Silver Buffalo awards. He has been in Royal Rangers for 10 years.

Matthew Toro: "I've been involved with Royal Rangers since Straight Arrows, and it has taught me to reach, teach, and keep boys for Jesus Christ. I was saved at a Pow Wow and received the baptism of the Holy Spirit at another. Rangers has taught me more about the Bible and has taught me how to be an example to others."

"I've reached my two main goals: obtaining the Gold Medal of Achievement and National Ranger of the Year. Now I want to be an example to other boys and help them to reach their goals."

"I want to continue in Rangers and become a commander, plus I've been called to be an evangelist. My spiritual goal is to reach boys for Christ and to get them involved with Rangers."

Matthew has earned 48 advanced merits, the Gold Medal of Achievement, and the Gold Buffalo and Silver Buffalo awards. He has served in Royal Rangers for 11 years.



Winter Camping

Campers must learn to do things differently in winter. You can get by with improper gear and inexperience when the mercury is above 40 degrees, but it can be pretty miserable when it's below freezing.

Personal comfort is the key to enjoyment for all types of camping. In the winter, this means just one thing: keeping warm day and night. Dry air is the greatest insulator that maintains body warmth in both clothing and bedding. Layers of material are warmer than just one thickness. That way you can take off or put on according to your activity.

Proper care of your feet is essential to winter camp comfort and well-being. Dampness and tightness are enemies of warm feet. Winter boots need to be at least a size larger than normal to allow for the extra lining required. Be sure to dry your boots, socks, and liners every night. Keeping warm is no problem in this day of thermal underwear and insulated footwear; down sleeping bags; nylon tents and water-repellent, windproof outer clothing.

Set up camp long before dark. It takes longer to make a comfortable camp in winter. Also, darkness comes at a much earlier hour in winter. Before setting up your tent, pack the snow by tramping it down. In the snow camp, place "deadmen" instead of tent stakes. If there is no snow and the ground is frozen, use large spikes for tent pegs. Tents for snow country should have steep, sloping roofs to shed snow. Bank snow against the bottom of your tent; it will cut drafts.

If snow is not too deep, scrape



it away down to bare ground where you plan to build your fire. Place stones or large logs on the ground as a fire base on which to build your fire. Heat from the fire will thaw the ground under the base and will make it muddy unless you have a properly built fire base.

In a snow camp you have a ready source of water. But remember snow in a kettle over a fire will actually scorch and burn unless it is stirred while melting. Also, don't forget to purify it by boiling. Protect your water canteen from freezing by carrying it next to your body on the trail, hanging it near the fire in camp, and keeping it in your bedroll at night.

Plan menus to avoid foods that can be damaged by freezing. Make up some kabobs, stew, hamburger with onions, potatoes and

vegetables at home. Wrap each meal in foil and freeze. You'll save a lot of time in camp because all you have to do is thaw out a package and cook it.

While working around camp, use mittens because they are warmer than gloves since there isn't a heat loss all the way around each finger.

If you don't have a sleeping bag, you can make a warm bed of blankets. You can fold them so there are no side or bottom openings and use blanket pins to secure them so they won't come apart. Tests show that when sleeping, 75 percent of your body heat loss is downward and 25 percent is up through the top of your bedroll. Therefore, to sleep warmly, you need three layers under you for every layer on top. 🌐

Comedy CORNER

The Point: Go To College


My dad had an interesting way of motivating me about the importance of education. Instead of demanding that I go to college and "make something of myself," Dad would say something funny about it. Sometimes at meals when we were eating macaroni, for example, he would say, "I sure wouldn't want the job of hollowing out all these noodles." Then he'd look at me and add, "That's the kind of jobs guys get who don't get a good education."

He was always coming up with examples like that—boring examples about bad jobs: whittling toothpicks all the same size, removing the pits without breaking the olives, cutting spaghetti pasta all the same length, gluing cereal boxes together straight, folding and stacking facial tissue, or loading toothpaste into the tubes without making any dents. My favorite one was "grinding the tips on millions of nails."

Though these jobs are done with the aid of high-tech machinery, I got the

point! I went to college.

—Douglas Page, *El Segrido, California*



The man returned to the checkout counter and said, "You gave me the wrong change."

The clerk replied, "Sorry, Sir, but all errors in change must be reported at the time or they won't be corrected."

"You mean it's too late?" the man asked.

"I'm afraid so."

"Oh, well," said the man, "I just wanted you to know you gave me \$3 too much!"



An airline was conducting a training flight for new per-

sonnel. During the takeoff, the trainee flight engineer noticed suddenly that one of the engines was on fire.

With the wrench in his hand, the trainee tapped the pilot's shoulder and said, "We're on fire!"

The pilot soon had the plane safely on the ground. The trainee was explaining to the ground crew how calmly he had called the pilot's attention to the fire without panic or excitement. As he was talking, he saw the pilot being carried from the plane on a stretcher.

"What's the matter with him?" asked the trainee.

"Broken shoulder," someone explained.


The United States is an advanced nation. Most people live beyond their means.

He who is quick to blow a fuse spends a lot of time in the dark!

—Martha Beckman, *Littleton, Colorado*

CONQUERING

the GREAT OUTDOORS



JACKET WITH QUILTED LINING

Handsome gold and silver Royal Rangers emblem badge is stitched on the upper left chest of this rugged jacket. Tailored in navy blue 100% nylon, it features a quilted lining of 100% polyester. Outdoorsmen will appreciate the two shoulder loops equipped with single-snap epaulets—so you can slip a canteen strap, rope, or pack over your shoulder. Overlapping pockets, zippered front, knit trim cuffs, and knit waistband. Machine washable.

Adult S	08NK0293	\$39.95
Adult M	08NK0294	\$39.95
Adult L	08NK0295	\$39.95
Adult XL	08NK0296	\$39.95
Adult XXL	08NK0292	\$39.95
Adult XXXXL	08NK0286	\$45.95



LIGHTWEIGHT JACKET

Lightweight jacket made of 100% nylon. Jacket shell is identical in style and fabric as the Jacket with Quilted Lining.

Boys M 10-12	08NK0267	\$27.95
Boys L 14-16	08NK0268	\$27.95
Adult S	08NK0269	\$29.95
Adult M	08NK0274	\$29.95
Adult L	08NK0275	\$29.95
Adult XL	08NK0276	\$29.95
Adult XXL	08NK0263	\$31.95
Adult XXXXL	08NK0251	\$41.95

T-SHIRT

White T-shirt has ribbed neck and long sleeves. Features "Royal Rangers" spelled out beside the blue emblem on upper left chest. Red and blue sleeve design. 50% polyester and 50% cotton.

Youth 10-12	08NK0766	\$8.95
Youth 14-16	08NK0767	\$8.95
Adult S	08NK0768	\$9.95
Adult M	08NK0769	\$9.95
Adult L	08NK0770	\$9.95
Adult XL	08NK0771	\$9.95
Adult XXL	08NK0772	\$10.95

SWEATSHIRT

Navy blue with large emblem in white on front. Raglan sleeve. 50% polyester and 50% cotton.

Boys M 10-12	08NK0261	\$10.95
Boys L 14-16	08NK0262	\$10.95
Adult M	08NK0264	\$11.95
Adult L	08NK0265	\$11.95
Adult XL	08NK0278	\$11.95
Adult XXL	08NK0297	\$13.95

SWEATPANTS

Soft and comfortable 50% polyester and 50% cotton. Elastic and draw-string waistband and elastic ankles. "Royal Rangers" is spelled down the side of the left leg in white letters.

Boys M 10-12	08NK0944	\$12.95
Boys L 14-16	08NK0945	\$12.95
Adult M	08NK0946	\$14.95
Adult L	08NK0947	\$14.95
Adult XL	08NK0948	\$14.95
Adult XXL	08NK0949	\$14.95

Add postage and handling charges: Less than \$10.00, 15%; \$10.00-\$49.99, 10%; \$50.00-\$99.99, 8%; \$100.00 or more, 7%. Add sales tax: CA., 7.25%; MO., 5.975%. All orders subject to credit approval. Prices are subject to change without notice. For shipments outside the U.S., actual postage costs are billed.

MEN'S WATCH

Stainless steel two-tone watch incorporates handsome black and gold Royal Rangers emblem with second hand. White face with gold hour markers and luminous hands. Nine inch link-style band is 5/8" wide, equipped with sturdy snap-lock closure.

17NK0298 \$35.95

BOY'S WATCH

Sporty design uses accents of metallic red and blue with gold, black, and yellow. White numerals are mounted on blue outer rim. Genuine leather 8 1/2" band covered in black denim cloth on 6/8" wide band. Belt-style clasp. Includes second hand.

17NK0299 \$29.95



Gospel Publishing House
1445 Boonville Avenue
Springfield, MO 65802-1894

Call Toll Free (\$5 minimum)

1-800-641-4310

Fax Toll Free (\$5 minimum)

1-800-328-0294

(U.S., Puerto Rico, and Hawaii)

International Fax

1-417-862-5881

*You're every bit the conqueror, taking on the great outdoors.
As you head for winter fun and springtime expeditions,
review all the safety rules you've learned in Royal Rangers.*

.....Be prepared.

.....Dress in layers.

*And contact GPH for official Royal Rangers watches, jackets,
shirts, and sweats.*