

HIGH

LEADER
EDITION

ADVENTURE

A Royal Rangers Magazine For Boys

SPRING 1995




**Having Fun
With Computers**

FCF Pathfinders


Flying High

**Sudden
Darkness**






5



8



11

Cover photo by Uniphoto

HIGH ADVENTURE

Biking Safety Tips

3

Sudden Darkness

4

Flying High

5

Rascal Rangers

6

FCF Pathfinders

8

Having Fun With Computers

10

Major Bummer

11

Unforgotten Words

13

KEN HUNT, National Commander/Director of Publications

MARSHALL BRUNER, Editor

DONNA JESTER, Editorial Assistant

LARRY BANGLE, Art Director

RICHARD HARMAN, Designer

TERRY RABURN, National Director, Division of Church Ministries

HIGH ADVENTURE—Volume 24, Number 4 ISSN (0190-3802) published quarterly by Royal Rangers; 1445 Boonville Avenue; Springfield MO 65802-1894. Subscription rates: single subscription \$1.75 a year; bundle (minimum of five subscriptions, all mailed to one address) \$1.50 a year. ©1995 General Council of the Assemblies of God, Inc., Gospel Publishing House. Printed in USA second-class postage paid at Springfield, Mo. POSTMASTER: Send address changes to High Adventure; 1445 Boonville; Springfield, MO 65802-1894.

BIKING SAFETY TIPS

by Martha R. Fehl

Spring is finally here, and soon school will be out. What more could a guy ask for? Spring and biking! They go together.

Nearly 100 million Americans enjoy the sport of biking. Yet, the same bike that brings hours of fun can also bring injury or death.

More than 70 percent of all bicycle-related injuries and deaths happen to young people, and about 600 die each year. One reason is that less than 2 percent of those who ride bikes wear helmets.

A helmet can protect you and maybe even save your life. Before you go out and buy a bike helmet, though, look at the guide below:



1. Purchase a helmet that meets the safety standards of the American National Standards Institute or such nationally recognized and endorsed standards. There should be a label on the inside of the helmet specifying approval.

2. Standardized helmets can be purchased at sporting goods stores, bicycle shops, and discount and toy stores. They're available in all sizes and in various styles.

3. Helmets should be worn during both short and long bike journeys. Get into the "helmet habit."

Helmets alone won't protect you. Here are some good "rules of the road" to follow:

- 1.** Stop at intersections, and walk the bike across the street.
- 2.** Observe traffic signals.
- 3.** Give the right-of-way to pedestrians.
- 4.** Watch out for opening car doors.
- 5.** Wear bright clothing.
- 6.** Fasten a "day-glo" safety flag onto your bike.
- 7.** Use bike paths or lighted streets when possible.
- 8.** Keep your bike in good repair.
- 9.** Always ride defensively. Motorists are not looking for bikes when driving; their eyes are in search for cars. So never try to second-guess what the motorist will do.
- 10.** Always pray for God's safe hand before venturing out on your bike. ☸

Sudden Darkness

by Glenda Allen

A true story that happened to a Royal Ranger

The trail before him looked unsuspecting. He had hiked trails like this many times. Being in Royal Rangers for years, he knew all the safety precautions. Warning after warning, he took them quite seriously.

A trail too tough for me? Unthinkable, Erran thought.

Craig's parents planned a camping trip to Big Sur, California—one of the most beautiful places one could hike. Erran had been invited to attend and was excited about spending New Year's Day hiking mountain trails overlooking the ocean. It was a dream come true.

Putting on hiking boots and camouflage jackets, Erran and Craig set off for a day's hike.

Posted signs of different trails brought them to a quick halt, though.

"Which way?" Erran asked.

"Let's take the high road," Craig answered.

The venture began along the rocky, winding path that seemed to go one way: up! It was a good way to test their endurance and to work up a good sweat. They paused to look over the cliff's edge at the dense forest below. Around the corner a ranger station came into view.

"Experienced Hikers Only" the sign read. A sign-in book lay below the sign. It would enable forest rangers to be on the lookout for missing hikers. They didn't intend to get lost, so they decided to forego the sign-in and kept on moving.

The afternoon sun warmed their backs as they walked. Tying their camouflage coat sleeves around their waists gave each an extra hand to dig through their pockets for a snack.

"What time do you think it could be?" Craig asked, remembering his promise to his father to return to camp for dinner.

"I don't know," replied Erran, "but I think we should keep going if we want to finish the trail."

Two hours up the trail the scenery changed. The path narrowed and the

rocky ledges looked much more challenging.

"Careful over the washed out areas," Erran warned, as if Craig needed a warning. The small rocks under his feet began to crumble and roll over the cliff beside him. *Don't look down*, Erran thought. He could hear his heart pounding as he jumped onto safe ground on the other side.

"Yes, I did it," Erran yelled, his voice echoing through the canyon. Erran thought this was what hiking was all about: the excitement, the challenge, proving his own abilities. Hiking was a high.

The sun began to slip away, casting a breathtaking view over the ragged cliffs below. People off in the distance seemed like ants scurrying about. The evening breeze brought to mind that maybe a jacket was worth bringing.

Suddenly it happened! The sun quickly disappeared, just as if it had been snuffed out. Darkness had taken over. Able to see only a few feet in front of them brought a feeling of panic.

"Just be careful," they warned one another. Craig and Erran thought they had plenty of time for the return trip, but now they wondered how being trapped in the darkness could have happened.

They knew of the washed-out area before them and realized time was now crucial. They had to get over the crevice while they could still see. Moving as quickly as they could, Craig and Erran pushed on—cautiously sliding their feet along in search of solid ground. Moment by moment the sky became darker, stealing what visibility they had.

"Oh, I just remembered," said Craig. "I have some matches in my safety kit." Striking matches one at a time allowed them to move a few feet at a time. Somehow the matches felt comforting: The light made them feel less alone.

How could we leave without a flashlight? Erran wondered in disgust as they crept along. Erran began to think of each safety measure he had learned in Rangers. *I hope Commander Rick doesn't find out about this*, he thought.

Erran felt scared as he saw the remain-

ing matches in Craig's hand. "Maybe we should stop here and build a fire with our last few matches," Erran suggested.

"My dad will be worried if we don't show up for dinner," Craig reasoned. So onward Craig went, striking another match and inching along.

"The crevice can't be that far away, but where is it?" questioned Craig. The seriousness of the situation began to frighten them. They wondered if they would ever be found.

As Craig struck the last match he had, the wind blew it out. Now they were left standing in the dark—afraid to move another step. Mountain darkness was much different than being in the city. They could not even see their own hands in front of their faces. Everything came to a sudden stop.

There they silently stood in the darkness. "We can't stand here all night," Craig said, finally breaking the silence. "I'll lead and feel with my feet." Erran grabbed the back of Craig's jacket so they wouldn't get separated in the dark.

Step by step they began, looking for sure footing. The sound of rocks crumbling underneath their feet made their balance unstable. The cold mountain wind began to howl through the trees, making eerie sounds in the darkness.

Then it happened: Without warning Erran lost his grasp on Craig's jacket. He grabbed for something to hold on to ... but nothing. As he tumbled uncontrollably, Erran struck his chin, sending pain through his jaw. Erran could no longer see Craig as darkness engulfed his body.

Several hours had passed when Erran came to. The morning light brought confusion. *Where am I?* Erran wondered in confusion. He couldn't seem to get his mind focused. *Craig? Where's Craig?* he thought, groaning as the pain brought him to his senses. "Craig!" He began to call out. No answer.

A surge of pain to Erran's foot caused him to look down at it. His foot was turned around backward. In his state of confusion, Erran repositioned his foot then tried to stand on it. He had to go for help, but the pain was unbearable.

Erran's foot was swollen and appeared

coal black. He knew he needed help ... and now! Blood ran down his face from a scalp wound, so Erran put his hand over it to apply pressure, hoping to stop the bleeding.

"Craig, are you okay?" Erran yelled out once again. His vision seemed to focus in then fade out. "Craig?" he yelled again.

A faint, "Yes," came from behind a pile of rocks. Craig had fallen, too. But they were both alive!

A Bible verse Erran had learned in Royal Rangers came to mind. *Call on the Lord while He may be found.* "God," Erran began to pray, "we need some help or we could die here."

Almost as quickly as he prayed, Erran

stopped motionless. *Was that a voice?* he thought as he listened. So he began to yell: "Help! help!"

The hiker above looked over the ledge of the 90-foot cliff. But the camouflage jackets Erran and Craig were wearing concealed their positions.

"Over here," they both yelled. Suddenly the hikers spotted Erran and Craig and rushed to them. God had heard Erran's cry for help and sent two angels dressed as hikers to rescue them. They seemed like angels, anyway.


After determining that Erran and Craig were in stable condition, one hiker left for help. The distance into the ravine meant waiting for hours for a rescue team to arrive. Hours passed before the rescue

team arrived. At 7 p.m. Erran, on a stretcher, was placed into the ambulance for the trip to the hospital.

Twenty-four hours had passed since Erran and Craig had fallen. God responded to prayer and spared their lives. Erran spent 1 year in a total body cast. Craig spent 6 months in a leg and arm cast. But today they both have a testimony of victory! 🌐

Editor's Note: Nature is awesome and great to explore. But we must respect the laws of nature that God created. As you have read, it's not safe to hike in some areas without an adult—especially at night. Remember: A Royal Ranger is "alert" and "ready."

Flying High



by Rev. Michael Petrucci, pastor, Beckett Assembly, Swedesboro, New Jersey

What could possibly be more exciting than traveling at 500 mph at an altitude of 27,000 feet?

In May 1994 the Trailblazers and Air Rangers of Outpost 96, Beckett Assembly of God in Swedesboro, New Jersey, participated in a midair refueling mission.

The flight originated from McGuire Air Force Base, New Jersey, and headed to air space over Maine, where it linked up with a




tanker plane (a refueling aircraft). The Rangers and commanders of our outpost experienced the takeoff, refueling, and landing in a C-141, the military's second largest transport aircraft.


The entire trip lasted about 4 hours. Once the C-141 refueled in midair, the crew practiced another six connections and disconnections, finally ending the mission with a simulated emergency disconnect. (An emergency disconnect involves the tanker pulling away to one side as the C-141 dives away from the tanker.)



Our Outpost 96 members will not soon forget this experience. Your outpost can enjoy such an experience too. Chartered Rangers groups can arrange these flights by contacting the United States representative of their congressional district. 🌐

Above left, front row (left to right): Pastor Michael Petrucci, Jameel Osborn, Steve Franks, Lew Strand, Andrew Franks, Jaysen Santiago. Back Row: Commander Jim Osborn






EACH PERSON GETS A SMALL PART OF THE PROFIT OF THE SALES OF THE RECORD.





SONG WRITER MANAGER MANUFACTURER
MUSICIAN RECORD COMPANY STORE



Trodding the Daunting Pathways

FCF Pathfinders



by Paul Etheridge, national FCF field advisor

Picture yourself in a strange country walking down a jungle path, carrying a 70-pound backpack. In it you're carrying all your food and equipment for a 1-week's stay. Where you are going has no electricity, running water, or other modern conveniences.

As you look around you see beautiful mountains, tall, green foliage and hear strange jungle sounds. For an instant you wonder what brought you to this harsh environment. Then your thoughts are focused on the reason for your travels.

Up ahead is a remote village, where a group of Christian believers have no place to worship. They're too poor to

build a church. Their only hope of having a church building rests on you and your team members.

What I've just described is a Frontiersmen Camping Fellowship Pathfinder missions trip. But you don't have to imagine yourself doing this exciting type of ministry. Those in Royal Rangers who are at least 18 years old, who are active in FCF, and who are recommended by their district can participate in one of the most challenging new missions projects around today: FCF Pathfinders.

Over 3 years ago Rev. Dave Cave, missionary to Mexico, asked a local church if the members would go into a remote desert. He needed help building a church. The pastor and deacons went to the village described by Missionary Cave. There they saw a village with no hotel, no restaurant, no running water, no electricity, no modern conveniences. Getting there by vehicle was nearly impossible.

These church members told Missionary Cave they were sorry that they couldn't help him. But the pastor added that he knew some men in his church who were in FCF and felt this missions project would be one they could tackle.

When the pastor returned home, he presented the challenge to the FCF members in his church. These men accepted the venture. So they gathered other FCF members from around the country and headed into the Mexican desert with Missionary Cave.

There they built two churches. While doing so they slept in tents, cooked their own food, and drank their own water—all of which they had taken to this isolated land. They even ate goat's meat, which they were offered by the villagers.

When the projects were complete, the village Christians were overwhelmed with joy that they finally had a church of their own. They cried tears of happiness, along with

HIGH ADVENTURE

SPRING 1995

A Royal Rangers Magazine For Leaders

LEADER




**Royal Rangers:
A Family Affair**

2



News

3



**Your Outpost
Planning Guide**

6



**Computers for
the Outpost?**

13



Building a Stereo Amplifier

10



Devotions for Boys

14



Royal Rangers: A Family Affair

by Paul Stanek



Paul Stanek, deputy national commander

How can a boy fully achieve within our dysfunctional society? Today Christian values, traditional ethics, and morality are being claimed "politically incorrect" by a dissident society.

However, a child cannot grow and mature fully within a vacuum. He needs the recognition and loving atmosphere of a basic support group called the family. The family is the basic building block of our society, without it society crumbles to chaos.

This is why Royal Rangers must be a "family affair." The goal of Royal Rangers is to help boys grow physically, spiritually, mentally, and socially. In order to achieve these goals, however, we must build on the foundation of the family core unit. This takes family involvement.

Achievement and spiritual growth can be best germinated within a wholesome family relationship. This is why the family involvement is a must in Royal Rangers.

Family involvement in the boy's Advancement Trail and activities help develop a sense of family relationship and bonding. Family involvement not only builds solidarity in family relationships, but also develops a stronger support group in the local church.

Family involvement means a stronger family. A stronger family means the boy is an achiever. And a Royal

Rangers family means a strong and more effective Royal Rangers ministry.

You may be asking how can this be achieved? Through the new Parents-

Achievement and spiritual growth can be best germinated within a wholesome family relationship. This is why the family involvement is a must in Royal Rangers.

Commanders Association. It is a "family" experience!

Here is a brief description of the Parents-Commanders Association:

The Royal Rangers program affects not only the boys, but also their families. Therefore, Royal Rangers should be a family experience. The boys' potential can be fully developed with the help of their families.

Parents want their children to achieve, to advance, and to be recognized. They want to be a part of their children's lives. They want to help, if only they are asked.

The vehicle for such family involvement is the Parents-Commanders Association. The PCA is a group of parents, guardians, grandparents, or other family members who are willing to give their time, talents, and love to boys. They stand ready to serve in a limited manner as resource persons to the local outpost.

This group of volunteers can be coordinated by the senior commander and the Outpost Council to give your outpost a rich resource of help ministries. Through PCA, Royal Rangers can best meet the ministry needs of the church if the Royal Rangers program has a broad base from which to operate.

Here are a few ways the PCA can assist your church:

Financial Funding

- Help in fund-raising projects

Equipment and Camping

- Mend uniforms, sew on patches
- Provide transportation

- Lend camping equipment
- Provide leadership for Royal Rangers activities

Advancements and Helps

- Serve on advancement-and award-recognition committees
- Provide discipline in Royal Rangers activities
- Maintain records
- Assist with crafts
- Help with meeting features and special devotions
- Lead in singing and music
- Assist in meeting activities
- Help in special ceremonies
- Assist in leadership meetings
- Chaperon during field trips
- Provide snacks
- Serve on decorating committees

Special Needs

- Work one-on-one with Royal Rangers who have special limitations
- Work with boys in helping them overcome language barriers
- Help with missions efforts—home- and foreign-based—in which Rangers are involved

For further information about the PCA, contact the national Royal Rangers Office; 1445 Boonville Avenue; Springfield, MO 65802-1894; telephone: (417) 862-2781.

Comments to the National Commander

Dear Commander Hunt,

I want to express my thanks to you for the fantastic job you and your staff did at NTC [National Training Camp]. I was very much encouraged and also blessed by the experience.

It was a pleasure to meet you personally as well. I was especially encouraged to see that the leadership placed the strongest emphasis on winning boys to Jesus. I know if I am not careful in my local outpost, I can lose sight of the primary goal of the ministry. I can only imagine the struggle at the national level.

In addition to saying thank you, this note is to let you know I am praying for you and that God will continue to use you as you allow Him to work through you.

God Bless You,

John Roberts

Portageville, Missouri

Dear Commander Hunt,


Greetings! I recently viewed the 60-minute 1994 National Camporama video on Wednesday night with my boys in our weekly meeting. Wow, did this ever bring back great memories for both me and the boys.

I have been involved in Royal Rangers for almost 6 years. During this time I have participated in many rewarding activities. This past summer was my first opportunity to attend a National Camporama. This was by far one of the most exciting Royal Rangers events I have attended.

I would like to thank and commend you and your staff for providing Royal Rangers this action-filled event. My only complaint with the whole Camporama was that there was just too much to do and too little time to do it. (What a problem to have!)

I am especially thankful for the moving pageants that were held each evening. Even as we viewed our video, I could sense the moving of God's Spirit during these pageants. I have plans to pass this video tape along to the unsaved parents of several of the boys from our outpost who attended Camporama. Once again, God may have the opportunity to use these stirring pageants to glorify himself.

Should the Lord tarry, I look forward



Royal Ranger Francisco Victa: "I had the privilege of meeting National Commander Ken Hunt (left) at the '94 Camporama and at the '94 New Jersey District Pow Wow. He is a great man!"

to the chance to participate in the 1998 National Camporama. Once again, thanks for the excellent job you and your staff have done. May God richly bless you for your efforts.

In Christ Service,
Scott Schick, Iowa
District Pow Wow
activity coordinator
Corydon, Iowa

To National Commander Ken Hunt,

In May 1994, we held a joint Royal Rangers/ Missionettes training course for a church in the coastal city of Tapachula, down on the Guatemala border. Now that church has developed a very strong program of ministry to boys and girls.

In June 1994, we held another Royal Rangers seminar in the Pacific coastal city of Tonalá. This new church, which is less than a year old, meets under a tree!

In September

1994, we held the first-ever Royal Rangers Pow Wow in Chiapas state—held on private land thick with mango and avocado trees. Some 40 men and boys from 5 different churches participated in this great event. On the second night of the camp, boys and

PEOPLE NEED JESUS!

ROYAL RANGERS across America join **LIGHT FOR THE LOST** in sending the Word of God around the world. They sign up as **LFTL JUNIOR COUNCILMEN**.

Every Royal Ranger who earns the Light-for-the-Lost Merit can become a **LFTL JUNIOR COUNCILMAN**. Their dues payment of \$15 per year helps LFTL send evangelism literature to thousands of people every year.

LFTL JUNIOR COUNCILMEN also give to special literature projects. They have already purchased 200,000 copies of *The Book of Hope* for inner-city missionaries in America.

ROYAL RANGERS COMMANDERS will excite their outposts by getting boys involved in winning the lost through the **LIGHT FOR THE LOST EVANGELISM LITERATURE MINISTRY**.

GIVE THEM THE WORD!



For More Information Call or Write:
LFTL JUNIOR COUNCILMEN

1445 Boonville Ave., Springfield, MO 65802
(417) 862-2781, Tel • (417) 862-0416, Fax

leaders alike tarried around the council fire, seeking God in a time of fervent prayer.

Steve and Sheri Woodward

Assemblies of God missionaries to Southern Mexico

Dear Commander Hunt,

Your speaking during the [recent New Jersey] Pow Wow was anointed by the Holy Spirit. I thank you with all my heart for praying with me at the 1994 National Camporama, for that night Jesus spoke to my heart. Before that night I was uncertain about my call to be a missionary....

God has laid on my heart a burden for the inner cities of America. There is a tremendous need for the gospel in the inner city.... But ... how shall they believe in Him in whom they have not heard? And how shall they hear without a preacher?

Thank you, Brother Hunt, because you bring the gospel of peace, and I am going to also!

Cisco Victa

Cream Ridge, New Jersey

Outpost Witnesses Holy Spirit Outpouring

Nine Pioneers of Outpost 257, Temple Emmanuel Assembly, Lorain, Ohio, received the infilling of the Holy Spirit June 1, 1994, when commanders introduced the Holy Spirit during the Rangers Bible study period.

According to Pioneers Commander Karl Yost, Sr., all the boys attending that Rangers meeting began speaking in tongues at the conclusion of the Bible study once the commanders laid hands on them and began to pray.

"This Royal Rangers meeting began as most do. But it quickly changed as the Bible study unfolded. As I started the study ... silence fell over the class as each boy began to read the selected verses from the Scriptures. The Lord spoke to me to ask Senior Commander Martinez to join my class for prayer. He enhanced the Bible study by sharing his knowledge on seeking spiritual gifts and the presence of the Holy Spirit in our lives.

"We then gathered by joining hands and praying for the manifestation of the Holy Spirit and for the spiritual gifts. Within a short period it happened: Several boys began to cry before the Lord, and soon they became overwhelmed in the Spirit. Then soon the entire class had become consumed with the Holy Spirit.

"My junior commander, Trail Ranger Angel Burgos, began speaking in tongues, then was slain in the Spirit. As Senior Commander Martinez and I began to lay hands on the boys, one by one they were slain in the Spirit and began speaking in tongues. I have never witnessed such an outpouring of the Holy Spirit.

"Commander, don't ever underestimate your boys and their spiritual needs and desires. By preparing materials, preparing yourself spiritually, creating a class environment conducive to the boys' learning, then allowing the Holy Spirit to guide your [application], the results will be an overwhelming outpouring of the Holy Spirit that will impact your boys."

National Office Holds First Turning Point Seminar

The national Royal Rangers Office held its first Turning Point Seminar, October 7, 8, 1994, in Springfield, Missouri, to train commanders how to help Rangers deal with life-controlling problems.

The 10-hour seminar was conducted by Marshall Bruner, of the national office, at Praise Assembly, in Springfield. Participants consisted of nine commanders and two guests. Those commanders were as follows: Marvin Lemke and Tony Jenkins, Oklahoma City, Okla.; Mark McDonald, Rolla, Mo.; Ed and Loretta Kelton, High Ridge, Mo.; David Delzel, Clever, Mo.; Jerry Woodward, Dana Lemieux, and Dennis Buckmaster, Springfield, Mo.

It is the first of many such seminars that will be held nationwide. Regional and district commanders selected by the national office will undergo extensive training to become certified Royal Rangers Turning Point instructors, who will assist in conducting the nationwide seminars.



Top: Jerry Woodward, Tony Jenkins, David Delzel, Loretta Kelton, Ed Kelton.
Bottom: Dennis Buckmaster, Marvin Lemke, Dana Lemieux. Not appearing: Mark McDonald.

The national office, recognizing the issues Rangers today face, had implemented the Turning Point seminar training and *Insight Group* curricula to help Rangers deal with and prevent life-controlling problems. The curricula provides a format for group discussion on youth issues and Bible study.

Insight Group (commander's guide and Ranger's guide) is available through the national office by calling 1-800-641-4310. If you wish to attend a Turning Point seminar, contact Marshall Bruner, national Royal Rangers Office, at (417) 862-2781, ext. 4178.

New Training Offered to Teen Challenge

A new training program was begun by the national Royal Rangers and Teen Challenge offices in June 1994 in an endeavor to equip Teen Challenge students to one day serve as lieutenant commanders in local urban outposts.

The Urban Leaders Training Course Program was initiated so that Teen Challenge students could learn about Royal Rangers in the urban setting. The program is designed to train students on and off campus by teaching the *Leadership Training Course* and the *Urban Commanders Training Guide*, coupled with hands-on training in a local urban outpost.

The Cincinnati Teen Challenge Center, in Ohio, was the first to implement the program this summer. Since then other Teen Challenge centers across the nation are preparing to implement the training program.

At the time of writing, the Cincinnati Teen Challenge center reported that 10 students there were preparing to begin Phase 2 of the training: assisting in a local outpost after receiving approval from the local pastor.

"Everything is going even better than planned," stated Manley League, director, Cincinnati Teen Challenge. "The men here are very receptive, even excited about the possibilities of what they can have a part of. They thoroughly enjoy the classes and outings associated with the LTC. I believe they even con-

sider themselves to be a part of the elite.

League continued by stating that the Teen Challenge center there had been invited by Pastor Steve Hayden, Middletown First Assembly of God, Middletown, Ohio, to use the Teen Challenge students in Rangers training to assist in the church's outreach to inner-city boys.

"They [Middletown First A/G] are excited about what the Lord is doing and how the harvest field is pouring into their Royal Rangers meetings," stated League, "but are begging for help in order to minister more effectively.

"At the present the [students] ... have all the potential of fitting comfortably into a home church and continuing with Rangers."


For further information about the

now complete, and we have handed to the Division of Home Missions 100,000 *Book of Hope* Bibles, which were designed to evangelize the African-American youth of the inner cities.

The Bible portion includes 16 pages that address youth issues with a gospel message, along with a salvation message.

The first of the 100,000 copies was presented by Marshall Bruner (Harvest Task Force coordinator, national Royal Rangers Office) to Rev. Spencer Jones during the July 26-29 Inner-City Workers Conference in New Orleans, Louisiana. Rev. Jones is pastor of Southside Tabernacle in Chicago and outgoing president of the ICWC.

We are prepared to reprint additional copies for DHM at the request of the



Kent Hunt, national commander (left) and Benny Ferguson, national coordinator, *Light-for-the-Lost* (right) presenting The Book of Hope to Harvey Meppelink, department secretary, New Church Evangelism Office, Division of Home Missions. This was among the 100,000 copies given to DHM, which were distributed to the 39 major cities targeted by DHM.

Urban Leaders Training Course Program, contact the national Royal Rangers Office; 1445 Boonville Avenue; Springfield, MO 65802-1894; (417) 862-2781, extensions 4178 or 4180.

First Junior Councilmen Project Complete

Our first Junior Councilmen project is

new church evangelism director, Rev. Harvey Meppelink. The total giving of *Book of Hope* Bibles would total 200,000.

The Junior Councilmen program can make, and is making, an eternal difference in the lives of thousands of inner-city young people. If you have not yet done so, get your Rangers involved in this exciting missions program today!

Your Outpost Planning Guide

by John Eller, National Dispatcher

Straight Arrows

Overall Approach: This quarter introduce your boys to the adventures of electronics. Avoid items with long explanations or boring details. Keep excitement and interest with a fast changing pace.

March


1st Week—AM, FM Radio. Set up a simple AM, FM radio in your meeting room. Show your Straight Arrows how to tune the radio. Explain the different frequencies on AM and FM. Tune into a few stations in your area, and let the boys listen to reports such as news and weather. Find a Christian station on the dial, and let the boys listen to a song or short message. Discussion Questions: How does radio help the work of the church? What station does your family like best? What are the call letters of your favorite station?

2nd Week—CB Radio. Demonstrate a CB radio. Show how to send and receive a message. Explain how some communication is done with CB codes. Set up to speak to a "home base" during the meeting. Explain how some people abuse CB radios. Ask a leader to tell a true story concerning a successful search and rescue involving CB radios. Discussion Questions: What are some uses of a CB radio? How would a CB radio be helpful in an emergency situation?

3rd Week—Police Scanner. Bring a police scanner to this meeting to monitor police calls. Explain how law enforcement agencies use special frequencies and codes. Monitor several calls and explain what is occurring. Invite a Christian police officer to speak about how radios assist in their commitment to serve and protect us.

4th Week—Audiocassette Recorder. Take an audiocassette recorder to the meeting with a blank

tape. Let the boys take turns recording their own voice and listening to the recordings. Explain how sound recordings are an important way to extend the outreach of the gospel. Discuss how audiocassette can be used to reach the shut-ins. Play a tape from one of your recent church services, and have the boys point out comments or songs they remember. Discussion Questions: Do you know anyone who cannot attend church due to illness who could benefit from a recorded sermon? What are some other uses for a tape recorder? What are some things you can learn from tape recordings?



5th Week—Television and VCR. Set up a television set and show how cable and videocassette players connect. Obtain, if possible, a video that discusses the world of electronics. Another option is to take a field trip to a television news studio. Discussion Questions: How can the television be used to spread the gospel message? What are the disadvantages of watching TV? What are the advantages of the TV?

April

1st Week—Camcorders. This week set up a camcorder in the outpost. Video tape the Rangers during their activities. Afterward, allow the boys to watch themselves on TV. You may even video tape the boys doing a Royal Rangers skit, then allow them to watch the production on TV.

Another option is to view a video

of your local church services, a Christian video, or a Bible story. Announce in advance that you will hold a discussion afterward. Discussion Questions: What did you like about the video? What did you dislike? How would you have wanted the video to be different? What did you learn? Do you think videos are replacing books? Are all videos good? What is your favorite video?

2nd Week—Rangers Video. Show a video from your last Rangers activity. Let the boys see the outdoor life in action. Help them understand that outdoors and camping experiences are enjoyable. Point out positives and negatives that may appear while on an outdoors adventure. Explain how good outdoor experiences are helpful to everyone and are best enjoyed when everyone does his part. Discussion Questions: What do you most enjoy about the outdoors? Do you like camp food? What are some of your favorite outdoor activities? Do you enjoy sleeping outdoors? List on a chalkboard what Rangers can do in the outdoors and discuss each activity listed.

3rd Week—Sing Along Tapes. Take to this meeting some sing-along audiocassettes. Use tapes the boys are familiar with, or that are easy to follow. Allow solos when possible. Let boys join with a buddy to sing a song. Have the boys name five of their best-liked songs. Discussion Questions: Do you like to sing? What choruses do you enjoy? Do you ever notice the words of a song and understand what the song is saying? Have you ever written a song of your very own? How is a song like a poem? Why is it good to memorize the words before you sing a song in public? Why is an outpost or a patrol pep song important?

4th Week—Home Videos. Have a home videos emphasis this week. The week prior, encourage boys to bring to this meeting their favorite home video—such as vacation or birthday scenes. Screen the videos

ahead of time, however. After each video, ask the boys to quickly respond what they enjoyed about the video.

May

1st Week—Computers and Computer Games. If possible, set up a computer in the meeting room. Explain some basic functions of the computer. Also, discuss ways a computer can be useful in the outpost—see “Computers for the Outpost?” article in this issue—how they assist businesses, and how the computer is used by the news media. If you have a fun computer game installed on the computer, let the boys try their hand at it during the recreation period.

2nd Week—Smoke Alarm. Demonstrate a smoke alarm. Show how the device works and why people use them. Invite a fireman to the meeting to explain how the alarm or report comes in and how the fire station responds. Discussion Questions: Do you have a smoke alarm at home? Have you had a fire drill at your home or school? Why should alarms not be tampered with? Why are alarms important? How can the fire department save lives? When should you report a fire? What is 911? Do you have 911 in your area?

3rd Week—Traffic Signals. If possible take a field trip by van or bus through various intersections. Allow the boys to observe electronic traffic signals. Explain how traffic lights change to control and direct the flow of traffic. Explain how some lights are triggered by a motion light or a speed bump. Invite a policeman to the meeting to discuss traffic laws and how the laws apply to bicyclists and pedestrians. Discussion Questions: When the light changes to green, are you free to go, or should you look first? How are the traffic lights reset for emergencies, when traffic is directed by hand? Do you obey the policeman or the traffic lights when a policeman is signaling? Why do

we need both traffic lights and policemen?


4th Week—Field Trip. Close this quarter with a field trip. Some suggestions: Take the boys to a business that uses or operates computers or to a city utilities company that generates electricity. If you are unable to arrange such a trip, obtain a video from a local library that highlights some field of electronics or electronic equipment.

Buckaroos

Overall Approach: Your boys are old enough to learn some basics about telephone communication. The telephone industry involves many facets, some of which will not interest your boys. So focus this quarter on areas which will invite their interest and participation. Remember, your boys learn best at this age by doing, rather than hearing or seeing. Keep your explanations understandable for their age and your demonstrations active and with involvement.

March

1st Week—The Old-timer Telephone. Obtain an old wall phone or candle stick model to show your



boys. Tell them that the telephone was invented by Alexander Graham Bell in 1875. Discuss how early use of the telephone required the assistance of an operator. Telephone numbers were short back then, some

with only one digit. Discussion Questions: How would you like your telephone number to be “4” or “7”? Do you know your telephone number? (Write them down on a chalkboard.) Why is it important to know your telephone number and home address?

2nd Week—The Modern Telephone. Obtain permission to use the church phone, or bring a cellular phone to the meeting. Teach the basics on how to use a telephone—such as courtesy during telephone calls, how to place a “911” (“0” if yours has no “911” line) call for emergencies, how to place a local call versus long distance. Explain the need to obtain parental consent to place a long distance call. Allow each boy to place a call to receive a locally recorded message—such as time and temperature. Have the boys write their home phone number on a small card to tuck into a pocket or wallet. Share how to use a pay telephone. Discussion Questions: What do you do if the line is busy? If an emergency happens, how do you reach help? How can calling an operator help you reach a relative or friend during an emergency?

3rd Week—Using a Phone Directory. Take to this meeting a local telephone directory, with white and yellow pages. Demonstrate how to look up residential and business telephone numbers. Allow each boy to look up telephone numbers of a friend and a business. Discussion Questions: How do phone directories help us? What can you do if the number is not in the book? Does it cost to dial directory assistance? Should you have permission for these calls? What are yellow pages?

4th Week—Field Trip. If possible, take a field trip to a telephone company. Or invite someone from a telephone company to speak on the modern technology of the telephone. Another option is to obtain a video that presents this communications industry.

Your Outpost Planning Guide

5th Week—"911." Invite someone from the law enforcement or hospital community to discuss the use of 911 for emergencies. He or she can also focus on the importance of safety and how accidents occur. The guest speaker may have a safety video to show.

April

1st Week, 2nd Week, 3rd Week, 4th Week—Refer to the April planning guide for Straight Arrows.

May

1st Week—Household Electronics. Using a chalkboard, make a list of common electrical appliances. Take to the meeting various appliances, and demonstrate how they work. For example, toast some bread for the boys and explain how the toasting happens. Discussion Questions: What would our lives be like without appliances? What would you do without a clothes dryer? How could you keep food cold without a refrigerator? How could you wash clothes without a washing machine?

2nd Week—Stereo System. Set up a stereo system in the meeting room. Have on hand Christian recordings or discs. Demonstrate how to change or to improve the quality of sound. Show how some music excites us, while other music makes us feel calm. Discuss the importance of listening to good Christian music and why Rangers should avoid rock music. Discussion Questions: Do you like music? What kind of music do you listen to? Why is some music not good for you, and how can you tell the difference? Is everything on the radio or television good for us? Why should we guard what we see and listen to?

3rd Week—The Television. Set up a television set with cable input. Explain how the satellite dish works: 1.) The signal is sent from the earth to the satellite, which, in turn, beams it back to earth. 2.) The dish picks up the signal and feeds it

into the set. Then talk about some of the good programs you can receive via satellite or through the antenna. Discussion Questions: How does television help us keep up with worldwide news? Does television help us know when storms are approaching? Have you ever been on television or know anyone who has? If you could be on a program, which one would you choose? Who is your favorite character on television? What are some of the advantages and disadvantages to television?

4th Week—The Time Piece. Take to this meeting an electronic alarm clock or a clock-radio. Demonstrate in detail how to set the time and the alarm. List on a chalkboard and discuss all the functions of a clock-radio: time, wake-up call, music, news, weather, etc. Incorporate a simple game—such as a crossword puzzle—that can be timed, using the clock. Teach the boys how to tell military time. Discuss the time zones around the world, and determine the time of day in other countries.

Pioneers, Trailblazers, Air- Sea-Trail Rangers

Overall Approach: This guide is designed to get your boys more involved in the age of electronics. The first 2 months will focus on videos, while the final month touches on an assortment of topics. You can always modify and add to the suggestions listed in the planning guide. Make all your plans and presentations exciting to retain interest. Each boy should always feel a part of what is happening, even if it is a small part. Avoid working more with the boys who are more outgoing and skilled than those who may be quiet and shy. Teamwork is the key.

March

1st Week—Video Planning. During this meeting feature period,

plan to videotape an outpost function. Prepare by answering some basic questions: What type of activity will be videotaped? What type of equipment will be needed for the activity and for the recording? Who will participate in the activity? Who will do the recording? Who will control the lighting? What important topics do you wish to highlight in the video? During this session, introduce the video camcorder and demonstrate the setup. Call attention to the use of a tripod. Survey the meeting room where the event will be held—such as where outlets, dark spots, etc., are located.

2nd Week—Video Setup. Go through a mock setup for the video session. Set up the camera, tripod, lighting, and other props. Run a few minutes of video to make certain everything is working alright. When possible, mark the floor area with masking tape to show where various scenes of the activity will be staged. Do a light check and make sure everyone knows their responsibilities. Follow the setup with a discussion to answer questions.

3rd Week—Video Production. The big day has arrived. Set up as planned and videotape the event. Afterward, serve refreshments to celebrate the completion of the project.

4th Week—Video Review. Set aside time this week to review the videotaped production. Serve popcorn and sodas. Discuss ways to improve the next video production. Let their work be a learning experience.

5th Week—Videotaping a Spring outing. This week plan for a spring outing, which will be held during the third meeting this month. Have the Rangers assist in making a list of spring outdoor activities that can be held in your area. Also, arrange for a cookout following the activities. Discuss proper ways to dress. Explain the difficulty of videotaping such an event. Use older Rangers or leaders to handle the video equip-

ment and younger Rangers to help with props and staging.


April

1st Week—Video Setup. Preparation for a spring activity and videotaping will require knowledge of local weather conditions and geography. Certain events will require more skill to video than others. Be sure all equipment is out of the way for the activities, since some spring events can happen fast. You want action on your video, so this is good. Use this week to set up the mock-up stage for your actual work next week. Follow similar steps in setup as you did during last month's video presentation. Be sure everyone understands their responsibilities, check points, balances, etc. Close the session with a discussion. Discussion Questions: How is this event the same as an indoor video? How is the event different from shooting an indoor video?

2nd Week—Video Production. Time for action! Set up for the spring video shoot as planned. Do not expect everything to go as planned. Be open to changes and innovations as they come up. When changes in strategy are needed, involve the boys in decision making as much as possible. You want this to be a special training for your boys, so they will take responsibility behind the scenes. Events do not need to be filmed in any certain order to produce a good video. Perfection is not the idea here; you want involvement.

3rd Week—Video Review. Review the video, not only for the actual events and games but also for the quality of the video. Teach the boys how to critique in both areas, and ask for suggestions for better quality later on. Lead in a discussion. Discussion Questions: Was this video worth the time and effort? Should it be preserved in our outpost library? What kind of events would you like to see recorded in the future?

4th Week—Video Week. Take to this meeting several videos from outpost or camping activities the group can review. Those videos several years old may be just as interesting as newer ones. If you do not have any videos from Rangers activities, provide something of interest the boys can view and make comments and suggestions. Let each boy know his question or opinion is



important. This builds confidence and helps boys learn the social give-and-take of life. Encourage participation and creativity.

May

1st Week—Electronic Age. This week demonstrate how to use various electrical tools and appliances. For example, you may want to demonstrate how to use an electric shaver. Or you could demonstrate the use of an electric power drill and sander. Point out that proper use and care of these electronic tools will provide both a safe environment plus add months, or even years, to the life of anything electronic. Lead in a discussion about the electronic age and some of the things that have made life better for us. Discussion Questions: What are the advantages and disadvantages of electronic tools and appliances? How would life be different without electronics?

2nd Week—Computer Presenta-

tion. Set up your meeting room with a computer, or take the Rangers to a church office where you can demonstrate how to use a computer. Show the boys some of the basics about computers—most Rangers will already have some knowledge. Demonstrate how to use some of the programs, such as a word processor and how to print a document. You may want to show graphic designs available or how to write a simple letter. Explain that computers can be our friends, if we know how to use them.

3rd Week—If possible, display a cellular telephone, and show how it works. Or take the Rangers to an area with access to a land-line telephone. Review the history of the telephone. Demonstrate how to make special calls—such as 911, long distance. Discuss how to use operator assistance. Point out the need for phone courtesy. Display a local telephone directory, and discuss how to use it.

Explain the difference between area codes and local dialing areas. Dial a local number from the meeting where you are sure to get a recording. Let the boys listen. Explain the function of an answering machine and how to leave a message for a return call. Tell what a 1-800 number is. Explain that ordering something by phone may cost money and should be done only with a parent's permission.

Discussion Questions: What is caller I.D.? What can be done about annoyance or harassment calls? How do telephones help in search and rescue of lost victims?

4th Week—Field Trip. Close this quarter with a field trip. Some suggestions: Take the boys to a business that uses or operates computers or to a city utilities company that generates electricity. If you are unable to arrange such a trip, obtain a video from a local library that highlights some field of electronics or electronic equipment.

Building a Stereo Amplifier

by Darrell Smith, *Peninsular Florida District camp coordinator*

Want to learn how to build a stereo amplifier? If so here's a fun project I had picked up during my college years when learning electronics.

One of the many projects I had worked on while in college was the building of a stereo amplifier. This project taught me about the basics of electronic components and power supplies.

The amplifier was designed so one could plug into it a small cassette tape player or an AM/FM portable radio. The amp was to give a big 10 watts of sound. This might not sound like much, but the normal listening volume is 5 watts.

How To Build a Stereo Amplifier

Items Needed

8-ohm speaker, 15 watts or more

A stereo amplifier costs between \$20-\$30 to build. There are a few things to keep

in mind in building one. Safety is foremost. In building the amplifier you will use electricity—precaution and adult supervision are mandatory.

Keep in mind that only an 8-ohm speaker, 15 watts or more, can be used. The 1-ohm resistors R8 and R9 serve like a fuse; if you use a 4-ohm or 16-ohm speaker, you will blow the resistors. Parts can be obtained through an electronics store like Radio Shack. The 1-ohm resistors may be special ordered, or you might find them at a radio/television shop.

Your maximum output with this amplifier is 10 watts. The schematic for the amplifier is for one channel—to obtain stereo you need to build two.

Take note of the voltages—there are positive (“+”) and negative (“-”) voltages. These are produced from the power supply. It is important that you hook up the proper output voltages as noted on the schematic.


Another point to note about transistors is

there are three types: base, collector, and emitter. Be sure they are wired to the right points. It is important that you follow the wiring schematic.

Resistor R7 is for cross-over distortion. Once you build your amplifier and make your adjustment, you should not have to change it. Place your components on a circuit board. In wiring up your amp, you can use wire to connect with. The size of the wire should not be any larger than the wire used for phone hookups.

Make sure you only go from point to point when following the schematics. Also, avoid the use of excess wire—you could get static or poor results from your amplifier. Another tip: Be sure to use a small heat sink (point where heat is distributed from the transistor) on the schematic points Q3 and Q4. The power supply is very important to the success of your amplifier.

The parts are listed on the schematic shown with this article. You should mount





your power supply on a board. I recommend that you build one first before doing this project in your outpost.

A final note: If you have any problems, ask for assistance from most any electronic supply store. Their trained technicians should be glad to assist.

Devotional Application

Think of your life like this craft project: Little by little you can put together the pieces that make up a stereo amplifier. Soon you will have a product that works. God also is putting together the pieces of your life. If you allow Him to mold you, He will add all the necessary parts to your life so you can effectively work for Him. All you have to do is be willing! As Isaiah 46:10 states, God knows and destines the beginning and the end.

Item	Description	Part No.	Quantity
Q3, Q4	MJEF34 PNP Power Transistor	276-2027	4
Q2	MPS3904 NPN Driver Transistor	276-2016	2
Q1	MPS2907 PNP Driver Transistor	276-2023	2
D1, D2	1N914 Switching Diodes	276-1122	1 pkg.
IC-1	TLO82 or LF353N Dual Op-Amp	276-1715	1
R2	100 K Stereo Volume Control	271-1732	1
C1	1 uf Tantalum Capacitor	272-1434	2
C2	*** Not Used ***		
C3	.1 uf Capacitor	227-1069	1 pkg.
		(or 272-135)	1 pkg.

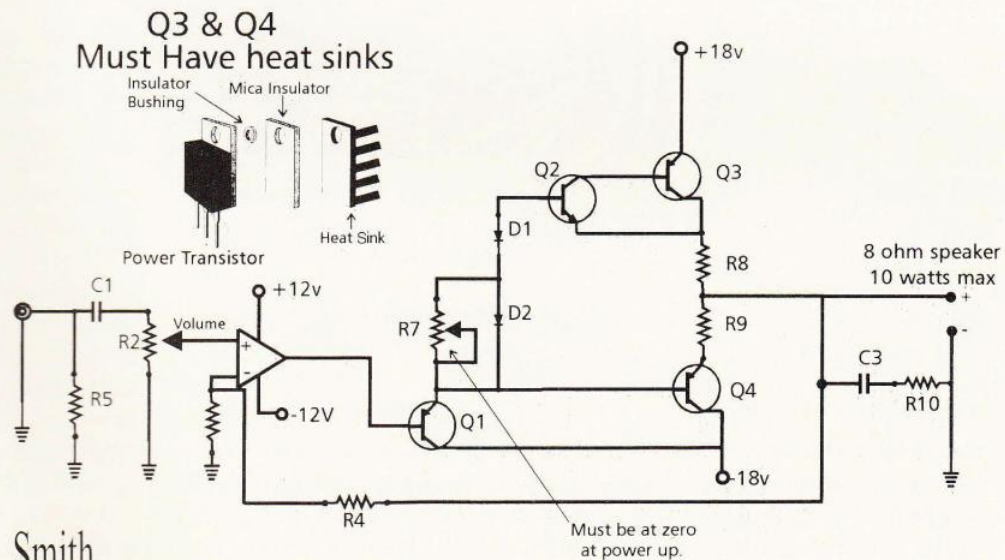
Resistors

R1	100 K	271-045	2 pkgs.
R4	220 K	271-042	1 pkg.
R3	10 K	271-034	1 pkg.
R6	2.2 K	271-027	1 pkg.
R7	1 K Trimmer	271-280	2
R8, R9	1-ohm (special, see instructions)		4
R10	10-ohm resistor	271-001	1 pkg.

Other Parts

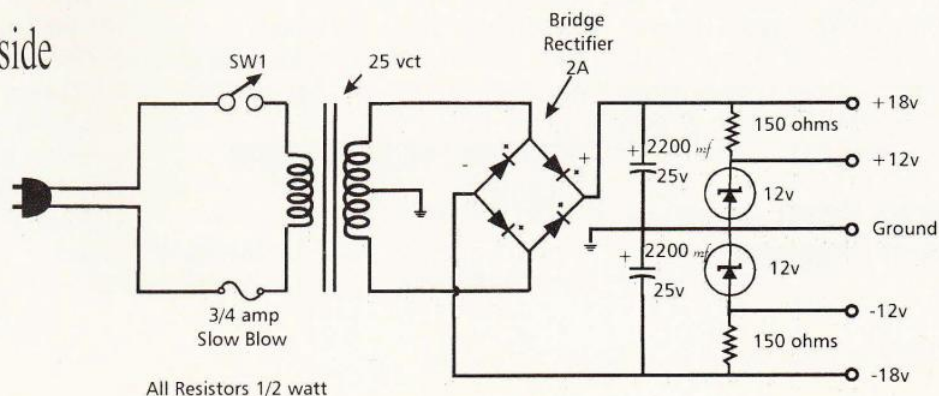
IC Socket for Op-Amp	276-1995	1 pkg.
Phone Jacks	274-322	1

Special Notes: Q3 and Q4 are power transistors and require a heat sink. Look at schematic for details. Also, R7 is a trimmer resistor and must be adjusted to zero ohms each time before power up.



Drawn by Darrell L. Smith

Design by Paul Burnside



Computers for the Outpost?

by Richard Mariott, district commander, Northern California-Nevada

When the Royal Rangers ministry began in 1962, the computer was not a household name. In fact many people at that time would not have known what the word meant. Today, however, computers and video games are everywhere. Ask your Rangers how many have played with a computer, and chances are that more than 80 percent of them will raise their hands.

Prior to the 1950s books were the primary source for learning. Today, the computer provides the opportunity for education, fun, and learning all in one. Now books and multimedia computers have become an excellent resource for learning and the wave for the future.

As a Royal Rangers outpost commander, I have developed many items that have helped our boys and commanders use a computer. Here are some examples how you can use a computer to enhance your Royal Rangers ministry:

Spread Sheet Programs

Using a spread sheet you can maintain all the boys' names, addresses, awards and merits earned, and outpost budget on computer. The national Royal Rangers Office offers such a program, or you can create your own.

Using the spread sheet, you can also mail merge the Rangers addresses onto a form letter. Such letters are great for reminding Rangers and their parents of upcoming events. The benefit of a spread sheet or a database program is that you can add additional fields and columns at a later date to track other information.

Mail Merge Word Processor Programs

A word processor is a must for any computer. In today's computer world the mail merge gives you an excellent opportunity to personalize the letter you are sending out, which will include the name, address, city, zip code, and other information you are

Other benefits are developing special certificates and flyers. This can all be done on many of the newer word processors. You may not need a desktop publishing program because some word processor programs provide sufficient design capabilities, unless complex design is required.

I like doing my newsletters with a desktop publishing program. I find it faster to move articles and clip art images around than in the word processors.

CD ROM and Multimedia

I can see a future in CD ROM's, when the cost comes down for read-write CD's—with complete meeting outlines, books, and research materials for the outpost on a single CD.

Districts could exchange CD's with topics and outlines of meeting features. Video and slide presentations could be used in the outpost. Updating training materials could be done with little effort and cost.

Presently we have a commander on our staff taking photos of camps and events. After developing them he scans the photos in color, puts background music along with the photos, and edits for a promotional tape. We are planning on using this over the next couple of years to send promotional videos to all our outposts about upcoming district events.

Ask your boys if they have access to a computer. If they do, have them write articles and start an outpost newsletter. Read the accompanying article, entitled "Have Fun With Computers," then help your Rangers create ways to use a computer in your outpost. Let's give them every opportunity to expand their knowledge. Besides, they will love doing it in the process!



tracking in a data base that is imported in a specific field, which is included in a form letter.

Slide Presentation Programs

Last year I used Microsoft Power Point Slide presentation program to help with a video tape LTC series used in our district. With a laptop computer and a larger screen, you can use the slide presentations to help you on Rangers' night. The boys can follow the outline and take accurate notes.

Desktop Publishing and Clip Art

Newsletters are one of the main benefits for using desktop publishing.

Words to Remember

by Clint Davis, national Men's Ministries Department

Love. Commitment. Respect.

These are words we must each strive to apply to our lives. We want our Rangers to learn the true Christian application behind the words, but our actions must first reflect the character.


In your dealings with your Rangers, have you ever been approached by a boy with a problem and did not take the time to listen? Have you ever bothered to think about how each boy lives a unique life, how his background and family setting might be as complex as an algebraic equation?

Maybe you are a father at home, or aspiring to be a father. Have you considered that you are a "father" figure at the outpost? Your Rangers are looking to you to set the example. So let us examine ourselves as we study the essence of a godly commander: one who lives a life of love, commitment, and honor.

Love: When that boy first walks through the doorway into your meeting room, often he is bringing with him a boatload of "unlovable things." He might come from a broken home. Or perhaps he has just walked in off the streets after casing the neighborhood with his gang buddies.

Every once in a while, there might be something a little different about that boy—a handicap or problem that God has deemed us fortunate not to have. Commander, you are going to have to make a difference here. We have to break through the barriers of culture, society, and prejudice and show a love for that boy that reflects Jesus, a love that comes from a Savior the boy cannot deny.

The ultimate goal in showing a Christlike love is for the boy to reflect and return it. You think it is hard for you to show love; try looking through the eyes of a boy! It is no picnic. In just the past decade things have changed drastically and dramatically, more so than ever before. There is a neighborhood full of boys near your church who need the godly love perhaps only you will pro-



vide. And you likely will have to break through the tough exterior of the attitude of some boys before they will receive your love.

Pass on what you have learned about Christlike love to your Rangers. This can be done through devotionals or even the meeting features, games, and crafts you apply during the meeting. Your weekly theme could be "Love," for example, and every activity could focus on *agape love*.

Commitment: In our dealings with boys, we must also be sure to reflect *honor*. Always follow through with your promises to the boys. A group of boys can be devastated if you do not follow through with your promises to them. So do not just say it; do it!

Commitment is a word few boys see in adults these days. Let the boys see commitment in your actions. Teach them, as well, how to follow through with their promises to others.

Respect: Once your boys learn how to apply *agape love* and commitment, respect will soon follow. Of course, as commanders we all seek respect from the boys in order to maintain order and discipline. But in some ways the procedures used can be detrimental.

Respect is seen in many different ways

in a boy's eyes. For example, a boy who spends his life on the streets roving with street gangs sees respect as something initiated by fear and anger. He who has the biggest "stick" wins is the street application—and that kind of respect is unhealthy.

Another kind of misrepresented respect might unwittingly come from a boy's parents, siblings, or relatives in the form of threats, harsh words, or physical and emotional abuse. This type of respect leaves scars that are indelible on a boy's fragile composition. In these cases, we must treat respect with respect—in other words, teach respect by showing respect. This respect may only come through much prayer and careful application. But through patient application, boys can learn about true respect: respect of God's power and grace.

The power you hold as a commander is at once heavy and humbling. In these turbulent times, you must be not only a leader scripturally and emotionally, but also be a father figure, a confidant, and a symbol of trust and stability in an unstable society and environment.

Love, commitment, and respect are all tools that can be applied to sharpen our "hearing" the silent cries for help coming from a future generation.

Devotions for Boys

by Muriel Larson

Scripture verses cited from the New International Version.

God's Gorgeous World Of Color

One day an artist told me how he learned he was color-blind. At school he made a picture of himself and colored it. Then he showed it to Michael. Michael started laughing.

"What's so funny?" Carl asked.

"You colored your face green!" Michael exclaimed.

"No. I made it light pink," Carl said. That was the day Carl learned he was color-blind. Usually color-blind people have trouble mixing up green with red. Carl went on to become a great artist and art teacher anyway. He learned to tell colors by their warmth!

Most of us, however, can see colors just as they are. Aren't you glad God made the world so beautiful with different colors?

Think about how He made the sky blue. That's such a peaceful color, isn't it! He sometimes fills the sky with white fleecy clouds. Isn't it fun trying to see the shapes of animals and people in those pretty clouds?

Have you ever seen the sunrise? In the morning when God's sun comes up, it fills the sky with golden glow. If we just look at it and enjoy it, our hearts can be filled with a golden glow, too.

Have you ever seen a sunset? Pink's, purple's, and gold's splash across a background of pale blue. Somehow the dust in the air causes this miracle. But God planned the details long ago. When we look at a sunset, we can get such a happy, peaceful feeling!

Have you ever seen the yellow moon rise at night? When I was young, I lived on Barnegat Bay. The dark rippling water would mirror the bright yellow path of the moon.

Have you noticed the spring flowers, full of color? Summer follows with its bright-colored flowers and green, green grass and trees. The Lord knew just how to give us a peaceful feeling with those colors.

And how about autumn? The trees turn all kinds of beautiful colors: orange, red, gold, maroon, brown. The leaves

float gently down at our feet.

God made the first rainbow, with all its colors, as a sign to Noah that He would never flood the world again.

The good news is that God made all of us, and each of us has a distinct color. His Word tells us that we all descended from Adam and Eve. His Word also says He loves each of us, regardless of what color we are.

We can tell God loves us by reading His Word; every book in the Bible tells of His love for us.

Another way we can tell God loves us is that He gave us this beautiful world to live in. Aren't you glad He made it so colorful?

All Together Now!

Have you ever heard of a kitten and a rat living in the same cage together? Well, scientists will try a lot of things in order to learn more about animals and people.

A Chinese biologist put a 3-week-old kitten in a cage with a young white rat to see what they would do. Would they learn to cooperate together to get food?

After the kitten and rat became accustomed to living and eating together, a screen was placed between them and their food. The only way they could get at the food was if they both pressed levers at the same time.

The cat started playing with the rat's tail. As they jumped around, by chance they both pressed levers at the same time. The screen slid up, and there was their dinner!

But the next time the kitten got hungry, he found that playing with the rat's tail was not the answer. The rat may have been a little smarter. For when he saw the cat's paw on his lever, he ran to the other lever and stepped on it. Thus they learned to cooperate in order to get their food.

Naturalists have observed that birds and animals of many types often cooperate with one another. Father and mother birds work together to feed and protect their little ones.

Have you ever watched the monkeys at the zoo? Perhaps you have seen them grooming one another. Army ants roll

themselves together into balls so they can float across a river. Bees work together for the benefit of their colony. Each bee has its special job, and it faithfully does it.

It is the same way in the world of man. Whenever communities and civilizations have sprung up in various parts of the world, they have done so because people cooperated together.

So it is in our families. It is said that the family who prays together stays together. But also the family who works together harmoniously is much happier. Also, if we truly appreciate what God has done for us, we will cooperate with Him, too.

The Bible tells us to love one another with real affection and to respect one another. It also tells us not to be lazy. (See Romans 12:10-11.) If we seek God's help in developing this attitude toward the other members in our families, our lives will enrich theirs and will radiate Christ's love and humility.

By God's Design

Loren was particularly interested in science. In fact, one day his mother learned just how well-informed he had become. After swatting a fly, he exclaimed, "You'd think that with 4,000 lenses in his eyes, he'd have seen me coming!"

God has marvelously designed the various creatures in His universe. Imagine giving a fly the ability to see 4,000 images at once. I'm sure He had a reason for it, though, just as God had a reason for giving humans two eyes, two arms, two hands, and two legs.

Have you ever stopped to think for a moment about the body God gave you? Scientists and common sense agree that man is undoubtedly the highest creation on earth.

"Whoever considers the study of anatomy will never be an atheist," Lord Edward Herbert said. "I hold it to be the greatest miracle in nature."

Just think: We have 206 bones in our bodies, and every one is in the right place. Could they have gotten that way by chance? I'm not a mathematician, but I wonder what the odds would be that all



206 bones would by chance grow to just the right length and in just the right place? It happened only through God's design!

We have more than 650 muscles in our bodies. They perform vital tasks for us constantly, without any conscious effort on our part. Think of the coordination those intricately designed muscles make possible! Then there's the heart muscle, the most important of such organs. It is a very strong pump that usually outlasts any man-made pump. It sends renewed blood coursing through the blood vessels to every part of the body. Every 23 seconds the 5 quarts of blood in your body recirculate so that every cell is constantly supplied and cleansed. And a great Designer planned it that way!

Nearly 3,500 years ago, Moses wrote by inspiration of God, "For life of a creature is in the blood" (Leviticus 17:11). Scientists today know that, but men in Moses' day didn't find that out by scientific investigation. That statement by Moses is just another proof that *all Scripture is God-breathed*.

Our nervous system constantly carries messages from our brains to all parts of

our bodies. We see, we hear, we taste, we smell, we feel, and we breathe without ever stopping to think about the design and engineering God employed to equip us with these faculties.

We think, we plan, we create, we solve problems, compliments of the brain God designed—a brain that has some things no computer will ever match: a will, understanding, and emotion.

The body itself has a hardy overall covering: the skin. This cover and container regulates the temperature of our bodies through sweat glands. It is waterproof. It protects us from all kinds of things. It repairs itself.

What a marvelous creation we are! Echo these words of the Psalmist aloud:

"I praise you because I am fearfully and wonderfully made" (Psalm 139:14).

Power

Who discovered electricity? Ben Franklin? Well, when he flew his kite during a thunderstorm, he certainly got a charge out of it! His discoveries in this field and the publication of them did open the way for man to eventually learn the many uses of electricity.

The first scientist to discover basic facts about electricity, however, was the English physician William Gilbert, about A.D. 1600. Many others also contributed to the knowledge of this powerful force.

Now we just flip a switch, and presto—lights flash on! We touch a but-

ton, and we hear power surge in a machine. We turn a dial and a picture appears on a screen in our living rooms. Scientists have discovered not only how to harness the power of electricity, but how to make it work even through microchips.

We can't see electricity, but we can see its power exhibited in many things around us, can't we! Likewise, we can't see God, but we can see His power evident in everything, including electricity.

Are you aware of God's power in your own life? Have you repented of sin and received Christ and the new life He has for you?

If you have, then you have experienced God's power. But there's another tremendous aspect of His power as far as we Christians are concerned: Nothing can touch us without coming through His hand!

In encouraging His disciples not to be afraid of anything, but to always trust the Lord, Jesus said, "Are not two sparrows sold for a penny? Yet not one of them will fall to the ground apart from the will of your Father. And even the very hairs of your head are all numbered. So don't be afraid; you are worth more than many sparrows" (Matthew 10:29-31).

If you trust every detail of your future to your Heavenly Father, you'll have perfect peace. Remember, His power is mightier than nuclear—and it's backed by His love!


Royal Rangers Decade of Harvest

Earmark your calendar for the dates scheduled for the Royal Rangers Decade of Harvest prayer and fasting days. The first Saturday of every month has been designated a day of fasting and at least 1 hour of prayer for the Royal Rangers Decade of Harvest efforts.

March	April	May
1 2 3 4	1	1 2 3 4 5 6
5 6 7 8 9 10 11	2 3 4 5 6 7 8	7 8 9 10 11 12 13
12 13 14 15 16 17 18	9 10 11 12 13 14 15	14 15 16 17 18 19 20
19 20 21 22 23 24 25	16 17 18 19 20 21 22	21 22 23 24 25 26 27
26 27 28 29 30 31	23 24 25 26 27 28 29	28 29 30 31
	30	

New Rangers Resources Available!

Order by calling
1-800-641-4310



Urban Commanders Training Guide

Cost: \$5.30
Item 729NZ009

A 66-page training manual that offers new insights to penetrating urban America with the Royal Rangers ministry

The handbook includes the requirements for earning the 22 new achievement badges, available through Gospel Publishing House.

Urban Rangers—Dallas, Chicago


Cost: \$5.00
Item 729NZ052

Highlights urban Royal Rangers outposts in Dallas and in Chicago

The video is ideal for promoting the ministry's involvement in the inner cities as well as for encouraging churches to raise funds for inner-city outposts.

Insight Group Commander's Guide

Cost: \$9*
Item 729NZ049



Insight Group Ranger's Guide

Cost: \$7*
Item 729NZ050

Provides 13 sessions, which can be used in groups Pioneers age or older, that are ideal for monthly meeting features or a weekly 30-minute values/Bible study

The 104-page commander's guide instructs the leader how to use the curriculum along with the materials that are presented in the *Ranger's Guide*. In addition to Bible studies, the curriculum addresses issues such as trust, the trap (substance abuse), peer care, Christ-esteem, making decisions, and dating relationships.

* Order 10-19 copies of each and save 10 percent or receive a 15 percent discount for ordering 20 or more of each.

the FCF builders, in their new sanctuaries.


When this FCF team returned home, they shared what they had accomplished for Jesus Christ. The national Royal Rangers Office decided to adopt this concept. Now the national FCF Pathfinder programs function within the national Royal Rangers Office and the M.A.P.S. Office of the Division of Foreign Missions.

Since that first trip to Mexico, other FCF Pathfinder trips have been taken. One Pathfinder team went down into the rain forest of southern Mexico. They endured the heat (as high as 118 degrees!) and humidity of the jungle. There they built trusses, which were hand cut from mahogany trees. They learned how to lash together their own scaffolding, made from logs and branches.

Another team went into the central mountains of Mexico to an Indian tribe that had little contact with the outside world. Their tribal huts were made of bamboo, lashed together with palm. They made their own pottery and lived on what they could plant and harvest in the jungle.

The villagers were so primitive that they sacrificed animals to their ancient gods. On this trip the FCF men ate army rations and purified the water.

In January a Pathfinder team traveled high into the Andes Mountains of Peru. Soon another Pathfinder trip will be taken up the Amazon River. Perhaps you may be able to go, if you meet the qualifications. One thing is certain, you can take a Pathfinder trip one day if you're determined.

Royal Rangers is truly involved in a worldwide missions ministry! If you are interested in this type of missionary work, contact your district commander or district FCF president for details. They will show you a pathway to new, challenging, and exciting missions work! 

Junior Councilmen: The Missions Way


Have You Joined Junior Councilmen Yet? The Light-for-the-Lost Junior Councilmen program is designed to help Rangers reach the lost through the printed word.

Who Can Participate: Royal Rangers who have at least the Pioneers Second Class rating and are no older than age 17.

Care enough...to help the world's children learn about Christ. Involve your Rangers in the LFTL Junior Councilmen program today.


For Further Information Contact:
Light-for-the-Lost
1445 Boonville Avenue
Springfield, MO 65802-1894
Phone: (417) 862-2781, ext. 4172
FAX: (417) 862-0416

Our first Junior Councilmen project is now complete, and we have handed to the Division of Home Missions 100,000 *Book of Hope* Bibles, which were designed to evangelize the African-American youth of the inner cities. The Bible portion contains 16 pages that address youth issues with a gospel message, along with a salvation message.



National Commander Ken Hunt (left) and LFTL National Coordinator Benny Ferguson (right) presenting to Harvey Meppelink, DHM New Church Evangelism coordinator, the *Book of Hope*—the first Junior Councilmen project.

The first of the 100,000 copies was presented to Rev. Spencer Jones during the July 26-29 Inner-City Workers Conference in New Orleans, Louisiana. Rev. Jones is pastor of Southside Tabernacle in Chicago and outgoing president of the ICWC.

The Junior Councilmen program can make an eternal difference in the lives of thousands of inner-city young people. If you have not yet done so, get involved in this exciting missions program today. The lost need to hear about Jesus. Help today! 

ROYAL RANGERS



RACE AHEAD BY BECOMING A LIGHT FOR THE LOST JUNIOR COUNCILMAN

- Step One:** Earn Your LFTL Advanced Merit.
Step Two: Complete the LFTL Jr. Councilman Application which comes with your Merit.
Step Three: Mail the application to the national LFTL Office with \$15 Annual Dues.
Step Four: Proudly wear your LFTL Junior Councilmen Patch when it comes in the mail.

FOR MORE INFORMATION CONTACT

LIGHT-FOR-THE-LOST
1445 BOONVILLE AVENUE
SPRINGFIELD, MO 65802
(417) 862-2781



Having Fun With Computers

by Richard Mariott, district commander, Northern California-Nevada

The world today is quite different in many ways than the world 30 years ago, when I was in high school. Yes, there were drug, alcohol, and gang-related problems, but in a much smaller scale than in the schools today.

But this article is not about problems; it's about "opportunity." Some of the best advice I've heard was during my high school days. My Dad stated several times to me, "Take every opportunity to learn everything you can, regardless if you think you may or may not use it." Enroll in college courses, military schools, trade schools. But, most importantly, be a *learner*.

As a Royal Rangers

leader I've been teaching our Rangers and my children that opportunities are greater than ever. Learn and understand the world in which we live. The resources for learning are greater than ever—with schools, libraries, teachers, educational television programs, and *computers* as resources.

In recent years multimedia has entered the computer world. With the CD ROM, you have sound with music, voice instruction, visual aids with slide presentations, and moving video presentations. You now have access to unlimited information using the *Interactive Encyclopedia*, the *U.S./World Atlas*, and many other CD ROM teaching discs.

A Royal Ranger, such as yourself, can even use a computer to keep track of your advancements. In fact, the national Royal Rangers Office offers such a computer program.

Computer information programs can even help you with your merit requirements. Some merit requirements cause you to learn information about trees, birds, animals, wild life, natural habitat, mountain ranges, and Bible history.

Here's how you can do research using the computer: Like an encyclopedia, the CD ROM has many selections that you can choose from to help you research your topic. Entire encyclopedias and magazines are stored on CD ROM. You can also print out the information to review and write your own report, using the facts and information it has given you.

This can be helpful also if you don't have a CD ROM but have access to a computer and printer. You can write your research papers for school and for your Royal Rangers merit requirements. You can even help your commander with an outpost newsletter by writing articles. Or you can help your commander keep track of outpost advancement records.

Remember the key is to *take every opportunity to learn*. By learning computers now, you will have a head start on your future. 🌐

MAJOR BUMMER



by Rev. Robb Hawks, national productions coordinator

Jonathan was bound and determined to make an A on his Video Production final in school. He had

spent months with his Rangers patrol writing the script, finding the right spot to videotape, borrowing the video equipment, and finally rehearsing with the FCF guys in his

outpost. He was *ready!* He was going to make his first "major motion picture"!

Saturday morning dawned bright and sunny. Shelton was setting up his FCF baker's tent, and Jamie was spreading out furs and other mountain man stuff. Jonathan was trying to read the instruction manual to the borrowed video equipment.

"Jonathan, are you sure this is where you want the tent?" Shelton asked.

"Uh, let me see," said Jonathan. "The sun is shining from the east. Uh...yeah, that's about right."

Jonathan was trying to remember everything he had learned at school. He knew his video was going to be the best.

No one else in his class would have videos with costumes right out of the American frontier. He could already see the A on his video final and even could imagine getting a phone call from Hollywood—big time director!

MAJOR BUMMER *continued*

The sun was rising high in the sky and there was a lot of recording to do. Jonathan couldn't take any more time preparing for the big video shoot.

"Alright guys, lets gather around," said Jonathan. "Okay, Jamie, you run the wide-angle camera and its recorder, and I will run the close-up camera. We'll edit the two together later. You actors know what you have to do, so let's do it."

Everyone quickly got into their places. Jonathan and Jamie put the videocassette recorders on pause, then they had their first rehearsals with both actors and cameras.

No one could do what Jonathan wanted them to, so they practiced again and again. Finally, everything seemed ready. Jonathan and Jamie pressed the record buttons on the cameras as the actors began the drama.

It was great; it was perfect, thought Jonathan. It looked just like the real thing on TV.

Jonathan began to swagger about and act like a big-time movie director. "That's a take guys," Jonathan said with pride. "Let's set up the next scene." He soon was driving everyone nuts. No matter what they did, he had an opinion on how to do it better—after all, he was the director, he thought.


"Give it a rest, Jonathan," said Shelton. "You're not paying us, and we don't have to be here."

"Oh, yeah?" Jonathan retorted. "I'm giving you a chance to star in a 'Jonathan original motion picture,'" he said, making quote marks with his fingers. "I'm doing you a favor. Get with the program, or I will have to replace you!"

Shelton walked off grumbling and complaining about Jonathan getting

the bighead. Finally the last scene was completed, and everyone excitedly wanted to see what the video footage looked like.

Quickly they packed up all the



props, coiled up all the extension cords, and loaded up Jonathan's dad's van. As they headed home, Jonathan excitedly told his dad about how great he was and how great the scenes looked on video. As the van pulled up in front of Jonathan's house, the boys leaped out and raced into the house.

Jonathan popped the video into his VCR, rewound it, and hit play.

Everyone sat with expectation as they waited for the colorful American frontier scenes to show up on the TV. But the screen showed nothing but static. Jonathan fast forwarded. More static. The entire tape was static.

"Hey, what is this?" Shelton demanded.

"I ... I don't know," Jonathan replied. "Jamie, is this the right tape?"

"Sure it is," Jamie said. "What happened?"

Jonathan was in a total panic. He ran out to the van and got out the instructions manual to the video equipment and began to read.

"Ahhhhhhh!" Jonathan cried. "Major, cosmic bummer!" The others, now walking up to the van, just looked at Jonathan as he dropped his head in shame.

"Well, what is it?" Shelton asked.

"The video recorders have a built-in safety feature," Jonathan began. "When they are left on pause for more than 5 minutes, they automatically go into the stop mode. In other words, the cameras were working the entire time ... but the video decks weren't."

"You mean we slaved away to make your great movie and you didn't get any of it recorded?" Shelton asked.

"Uh, well ... yeah," Jonathan replied sheepishly. "I'm sorry guys. I totally blew it." Well, Jonathan no longer felt like a big-time movie director. In fact, he felt about 2 inches tall. 🌀

Proverbs 11:2 says, "When pride comes, then comes disgrace, but with humility comes wisdom" (NIV).

Unforgotten Words

Art by Jack Cribbs

by Clint Davis, national Men's Ministries Department

Scriptures cited from the New International Version

Love. Honor. Respect.

These are forgotten words today, it seems. Yet these three simple words are the very makeup of who we are as Christians.

Have you felt awkward telling your mom and dad that you love them? Have you ever found yourself joining your school friends when hurling insults at others? Have you ever told a teacher, a friend, or even your mom and dad that you would do something, yet never followed through with it?

As you ponder these questions, think back to Jesus' day. Think on how Jesus would have handled these situations. Jesus commanded us to be like Him—living lives that He would be proud of. So let's make Christ proud of us by learning the true meaning behind three simple words.

Love: Sometimes we tend to think the word *love* is a wimpy word—something to be said only when your parents make you say it to your sister or brother. Quite the opposite is true!


Christian rap artists D.C. Talk recently recorded a song titled "Don't Be Afraid of the Words 'I love you.'"

If millions of teens will listen to three on-fire Christian guys sing a song about the words, "I love you," then maybe it's not so painful to practice. Can you?

I Corinthians 13:4 states: "Love is patient, love is kind. It does not envy, it does not boast, it is not proud. It is not rude, it is not self-seeking, it is not easily angered, it keeps no record of wrongs."

Showing godly love doesn't come easy, believe me. But we can do it ... through Christ.

Tell your family you love them



every day. If you mean it from the heart, it'll be that much better.

Learn to use and mean the, "I love you," sentence. It will change your whole life for the better.

Honor: What an important word to apply to our daily lives! Has your dad ever told you, "Son, you're only as good as your word?" Mine did! At the time, I laughed it off. But now I realize those were some of the most important words my father ever told me.

If one of your friends says he will meet you at the ball field with five guys to make a complete team and

never shows up, are you going to be excited about asking him again the next time? I don't think so. If you do what you say you're going to do, others will come to respect your word.

Another kind of honor is honoring your body as a temple of the Holy Spirit. "For God's temple is sacred, and you are that temple" (1 Corinthians 3:17). Things such as alcohol, drugs, sniffing glue, smoking cigarettes are not holy and sacred in God's sight.

Respect: This can be a tough word! I'm not talking about the kind

Unforgotten Words continued

of respect you give to another kid holding a knife or gun. That's respect that is shown through fear. And I'm not talking about gaining respect of your classmates because of the clothes you wear. That kind of respect is founded by insecurity and sinful pride.

I'm talking about respect in its purest form: from the heart, built up by love and honor.

Respect is when your parents, teachers, or commanders ask you to do a task and you do it—without complaining how it's "cramping" your style. Believe it or not, these people love you and have your best

interests in mind.

When I was growing up, I had trouble seeing how these people had my best interests in mind. They weren't inside me. They didn't know what was going through my head. And they definitely didn't have to deal with my everyday situation. Or did they?

The older I become, the more I realize that those who were older than me were also wiser. Maybe they didn't go through the same situations as I did, but they had a lot more understanding than I did back then.

Respect those in authority. Through their wisdom you'll lead a

richer, fuller, and safer life. May sound corny, but it's true.

So have you been thinking about those questions I asked at the beginning? As you finish reading this article, think about the words "love, honor, respect" and see how your life has reflected them.

You can! Jesus is on your side, so start today!



Resource: "Say the Words," by D.C. Talk; Free At Last soundtrack (1993).

DON'T GET LEFT OUT!

The national Eagle Rock Adventure is coming soon.

7 days packed with fun and adventure

Eagle Rock Adventure

Activities such as rappelling, cave exploration, hiking, pioneering, mountain craft skills, night owl expedition, archery, riflery, pageantry, and much more

**Eagle Rock Adventure
July 16-22**

**Must be 12-17 years old or a leader
Camp Eagle Rock—Eagle Rock, Missouri**

Contact the national Royal Rangers Office for application forms.

**Royal Rangers
Training Department
1445 Boonville Ave.
Springfield, MO 65802-1894**

Comedy CORNER

Employer: "I want a responsible person for this summer job."

Job Seeker: "Then I'm just the right person. At every place I've worked, something went wrong, and I was responsible."



Teacher: "Yes, Sammy, what is it?"

Sammy: "I don't mean to scare you, but Pop said if I didn't get better grades, someone's gonna get a lickin'."



A man chatting with a business friend during lunch: "We're a non-profit organization. We didn't mean to be, but we are."




Mother: "Billy, run across the street and see how ol' Mrs. Brown is doing."

Billy: Back in a few minutes he came and reported: "Mrs. Brown says it's none of your business how old she is."



The military expression "in the field" refers to soldiers who are away from their duty stations while on maneuvers.

The mother of a young Marine called battalion headquarters and asked to




speak with her son. When informed he was "in the field," she pleaded: "Well, can you holler out the window and tell him to come to the phone? This is his mother!"



Son: "What town is this?"

Dad: "I don't see a town."

Son: "Look over here, Dad. You're looking out the wrong side of the car."



Young Bride: "I baked a sponge cake for you, Darling. But it didn't turn out quite right. I think the grocer gave me the wrong kind of sponges."



"This is a great restaurant," said Jeff. "If you order a fresh egg, you get the freshest egg in the county. If you order hot coffee, you get the hottest coffee in town. If you order..."

"I believe you," interrupted Ken. "But I ordered a small steak sandwich."



Hired Hand: "I've been with you 25 years now, and I've never asked for a raise before."

Farmer: "That's why you've been with me 25 years."



Thomas LaMance, Prewitt, New Mexico

Camping Wordsearch

by D. Huckaba

See how many words you can find and circle them.

F	I	R	S	T	A	I	D	K	I	T	Z	O
L	C	P	R	O	U	N	D	C	L	O	S	H
A	X	K	B	L	H	E	Q	P	U	N	F	U
S	M	A	T	T	C	H	T	D	A	B	V	I
H	L	A	N	T	E	R	N	O	M	E	C	N
I	S	A	E	W	P	A	O	S	M	T	K	H
G	W	I	N	F	N	C	F	D	H	E	T	T
H	A	G	T	I	K	S	S	E	M	K	E	O
T	T	O	Q	B	A	C	K	P	A	C	K	O
X	E	R	S	S	A	P	M	O	C	A	C	T
P	R	C	A	M	P	F	I	R	E	J	O	U
A	W	E	D	O	L	O	W	E	R	I	F	P
N	S	R	A	L	U	N	G	B	A	G	S	M
S	L	E	E	P	I	O	T	S	K	O	O	C
Z	I	R	T	E	V	O	T	S	K	O	O	C

Answers

lantern	sleeping bag	tent	mess kit	pans
campfire	pocketknife	firewood	flashlight	canteen
backpack	first aid kit	compass	match	rope
jacket	groundcloth	binoculars	map	watch
shovel	toothbrush	cookstove	comb	water
food	soap	ice	ax	



Promote Royal Rangers wherever you go with these excellent shirts. Can't make up your mind? Get two!

ROYAL RANGERS T-SHIRT, Left Front

Emblem. Emblem appears on upper left chest. 50% polyester /50% cotton.

Boys S, 6-8	08RF0700	\$6.50
Boys M, 10-12	08RF0701	\$6.50
Boys L, 14-16	08RF0703	\$6.50
Adult Small	08RF0704	\$7.50
Adult Medium	08RF0705	\$7.50
Adult Large	08RF0706	\$7.50
Adult X-Large	08RF0707	\$7.50
Adult XX-Large	08RF0723	\$8.50

ROYAL RANGERS T-SHIRT, Center Emblem.

Emblem on front. 50% polyester/50% cotton.

Boys S, 6-8	08RF0253	\$6.50
Boys M, 10-12	08RF0255	\$6.50
Boys L, 14-16	08RF0256	\$6.50
Adult Small	08RF0257	\$7.50
Adult Medium	08RF0258	\$7.50
Adult Large	08RF0259	\$7.50
Adult X-Large	08RF0260	\$7.50
Adult XX-Large	08RF0298	\$8.50
Adult XXXX-Large	08RF0316	\$9.50

STRAIGHT ARROWS T-SHIRT. Red banding at sleeves and neckline. Straight Arrows and Royal Rangers emblems on front. 50% polyester/50% cotton.

Boys XS	08RF0660	\$6.50
Boys S, 6-8	08RF0661	\$6.50
Boys M, 10-12	08RF0662	\$6.50
Adult Small	08RF0788	\$7.50

Adult Medium	08RF0789	\$7.50
Adult Large	08RF0790	\$7.50
Adult X-Large	08RF0791	\$7.50
Adult XX-Large	08RF0792	\$8.50

BUCKAROOS T-SHIRT. Yellow banding at sleeves and neckline with the Buckaroos and Royal Rangers emblems centered on front. 50% polyester/50% cotton.

Boys S, 6-8	08RF0663	\$6.50
Boys M, 10-12	08RF0664	\$6.50
Boys L, 14-16	08RF0665	\$6.50
Adult Small	08RF0793	\$7.50
Adult Medium	08RF0794	\$7.50
Adult Large	08RF0795	\$7.50
Adult X-Large	08RF0796	\$7.50
Adult XX-Large	08RF0797	\$8.50

PIONEERS T-SHIRT. Red, yellow, and blue triangles; a blue and white Royal Rangers logo; and "Pioneers" spelled across the front in yellow and red. 50% polyester/50% cotton.

Youth, 10-12	08RF1100	\$6.50
Youth, 14-16	08RF1101	\$6.50
Adult Small	08RF1102	\$7.50
Adult Medium	08RF1103	\$7.50
Adult Large	08RF1104	\$7.50
Adult X-Large	08RF1105	\$7.50
Adult XX-Large	08RF1106	\$8.50

TRAILBLAZERS T-SHIRT. Red, yellow, and blue circles; a blue and white Royal Rangers logo; and "Trail Blazers" spelled across the front in red and blue. 50% polyester/50% cotton.

Youth, 10-12	08RF1107	\$6.50
Youth, 14-16	08RF1108	\$6.50
Adult Small	08RF1109	\$7.50
Adult Medium	08RF1110	\$7.50
Adult Large	08RF1111	\$7.50
Adult X-Large	08RF1112	\$7.50
Adult XX-Large	08RF1113	\$8.50

ROYAL RANGERS STARBURST T-SHIRT. Ash gray T-shirt features the Royal Rangers logo and "Royal Rangers" spelled out in red and blue on the upper left chest. 50% polyester/50% cotton.

Youth, 10-12	08RF1053	\$6.95
Youth, 14-16	08RF1054	\$6.95
Adult Small	08RF1055	\$7.95
Adult Medium	08RF1056	\$7.95
Adult Large	08RF1057	\$7.95
Adult X-Large	08RF1058	\$7.95
Adult XX-Large	08RF1059	\$8.95

MORE RANGER SUPPLIES

ROYAL RANGERS BASEBALL CAP. Navy blue with a polyester front and nylon mesh back. Features the full-color emblem on front. Adjustable, one size fits most.

08RF0254 \$7.95

SPORTS BOTTLE. Pop-open beverage bottle. The Royal Rangers' logo is featured in white on a blue background. 20 oz.

17RF0344 \$3.95

ROYAL RANGERS NEW TESTAMENT. Features a dark blue leather-look cover with: Golden Royal Rangers emblem on cover, Royal Rangers Code, Motto, and Pledge, Presentation Page, Plan of Salvation Scripture, Bible paper. 2 7/8" x 4 1/2"

KJV	01RF0411	\$3.25
NIV	01RF0694	\$3.25

Call toll free

1-800-641-4310

(\$5 minimum)

Fax toll free

1-800-328-0294

(U.S. only, \$5 minimum)

International Fax

1-417-862-5881



GOSPEL PUBLISHING HOUSE
1445 Boonville Avenue
Springfield, MO 65802-1894

Postage and handling charges: Less than \$10.00, 15%; \$10.00-\$49.99, 10%; \$50.00-\$99.99, 8%; \$100.00 or more, 7%. State sales tax: CA, 7.25%; MO, 5.975%. For shipments outside the U.S., actual postage costs are billed. Prices are subject to change without notice. All orders subject to credit approval. MasterCard, VISA, and Discover accepted. Please provide card number, signature, and expiration date.

