

SUMMER 1995

HIGH ADVENTURE

LEADER EDITION

A Royal Rangers Magazine For Boys

**PIONEERS & TRAILBLAZERS
ADVANCEMENT TRAILS**

**A MOUNTAIN TOP
EXPERIENCE**





7



8



10

Cover/see "Mountain Top", page 10

HIGH ADVENTURE

Pioneers & Trailblazers Advancement Trails

3

Rascal Rangers

7

A Generation in Training

8

A Mountain Top Experience

10

Keeping Track of Yourself

12

The Importance of Conservation

13

KEN HUNT, National Commander/Director of Publications
MARSHALL BRUNER, Editor
JIM ERDMANN, Technical Editor
DONNA JESTER, Editorial Assistant
LARRY BANGLE, Art Director
RICHARD HARMAN, Designer

TERRY RABURN, National Director, Division of Church Ministries

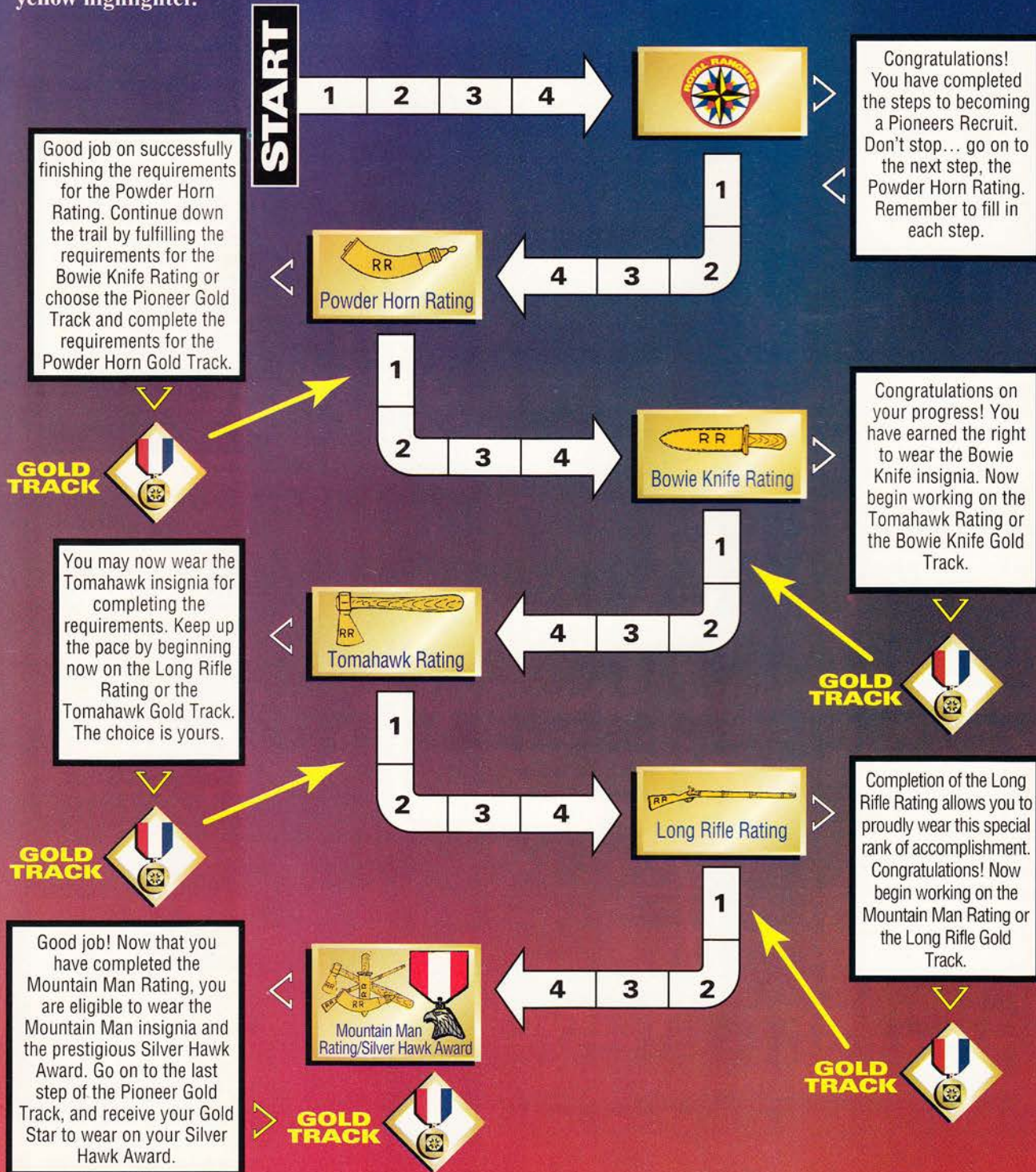
HIGH ADVENTURE—Volume 25, Number 1 ISSN (0190-3802) published quarterly by Royal Rangers; 1445 Boonville Avenue; Springfield MO 65802-1894. Subscription rates: single subscription \$1.75 a year; bundle (minimum of five subscriptions, all mailed to one address) \$1.50 a year. © 1995 General Council of the Assemblies of God, Inc., Gospel Publishing House. Printed in USA second-class postage paid at Springfield, Mo. POSTMASTER: Send address changes to High Adventure; 1445 Boonville; Springfield, MO 65802-1894.

Here is a look at what is coming in the new *Pioneers and Trailblazers Handbooks!*

The Advancement Trail

PIONEERS

The Advancement Trail chart is numbered by sections, exactly as listed in the requirements in the Advancement Trail. As each requirement section is completed, have your commander sign off on the requirement in the Advancement Chart, then fill in the section below on the trail with a red, blue, or yellow highlighter.



THE GOLD MEDAL OF ACHIEVEMENT

THE GOLD TRACK

PIONEERS

Congratulations on choosing the Gold Track Trail!
 In order to start the Gold Track Trail, you must have first completed the requirements for the Pioneers Powder Horn Rating. The fact that you are starting the trail has already put you ahead in the race. Get ready... Get set... Go!



Powder Horn Rating

Praise the Lord! You have completed the first step toward the prestigious Gold Medal of Achievement. On completion of Step 1, you must now fulfill the requirements for the Pioneers Bowie Knife Rating. Upon completion of the Bowie Knife requirements, come back here to the Gold Track Trail and continue the race toward Step 2. You are doing great... You are well on your way toward earning the Gold Medal of Achievement.

Bowie Knife Rating

Well done! Congratulations in earning your Pioneers First Class Rating and Step 2 in the Pioneers Gold Track. Your journey toward earning the Gold Medal of Achievement is well under way. In order to continue the race, you must first complete the requirements for the Pioneers Tomahawk Rating. Upon completion, come back to the Pioneers Gold Track Trail and continue your journey.

Tomahawk Rating

Praise the Lord! Congratulations upon earning your Pioneers Tomahawk Rating and Step 3 of the Pioneers Gold Track Trail. You are doing a remarkable job! Keep pressing on; the Gold Medal of Achievement is well within your grasp. In order to continue your journey, you must first complete the requirements for the Pioneers Long Rifle Rating. Upon completion, come back to the Pioneers Gold Track Trail and

Long Rifle Rating

Fantastic! Congratulations upon earning your Pioneers Long Rifle Rating and Step 4 of the Pioneers Gold Track Trail. The end of the Pioneers Gold Track Trail is in sight. God is good. In order to continue on the trail, you must first complete the requirements for the Pioneer Mountain Man Rating—a prestigious award, to be sure! Upon completion return to the Pioneers Gold Track Trail and continue the race.

Mountain Man Rating/Silver Hawk Award

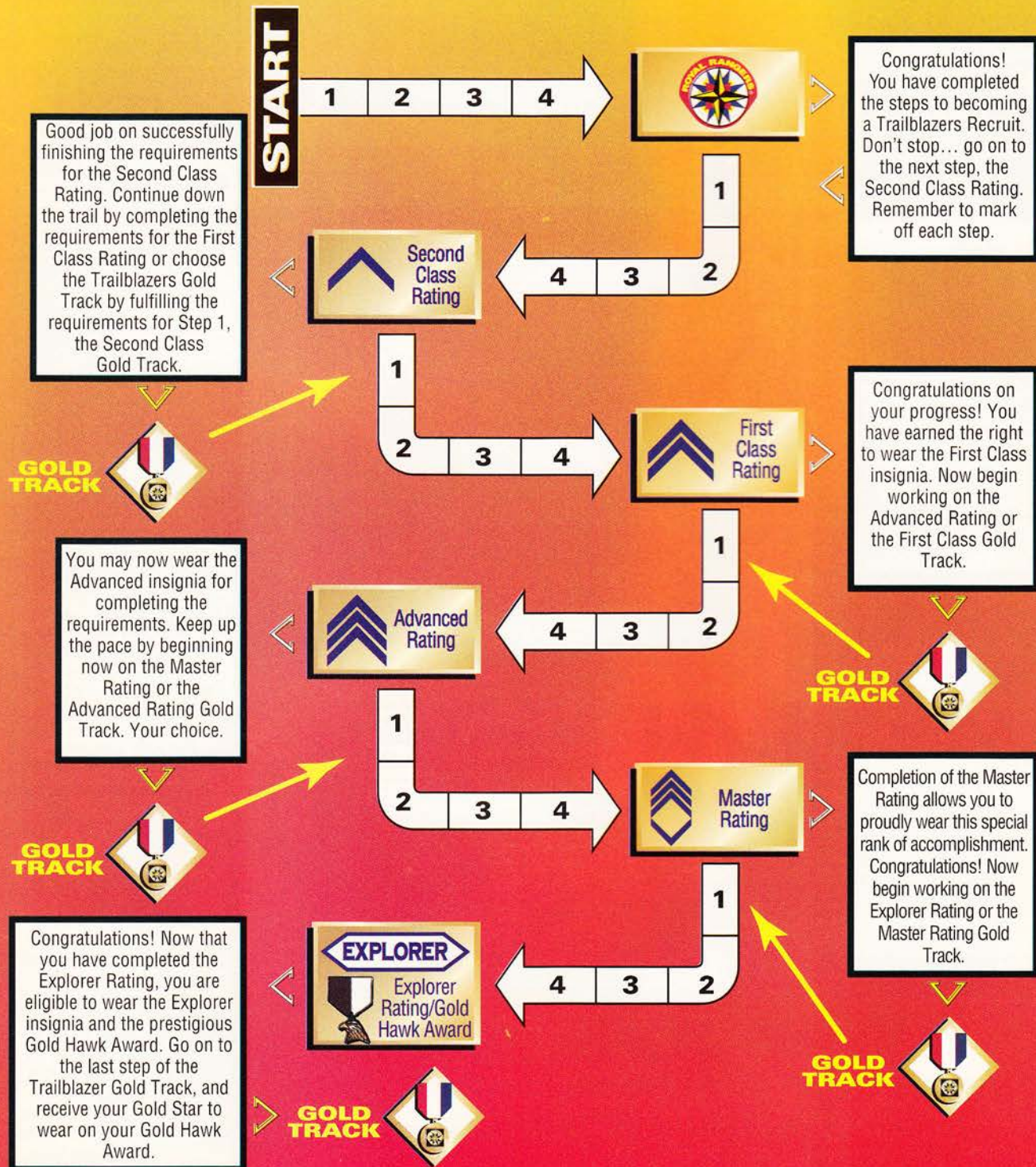
Congratulations upon earning your Mountain Man Rating and the Silver Hawk Award, as well as completing the Pioneers Gold Track Step 5. You are now eligible to wear the Pioneers Gold Track Star on your Silver Hawk Award—the highest award honored to a Pioneer. You are already halfway toward earning the Gold Medal of Achievement!



The Advancement Trail

TRAILBLAZERS

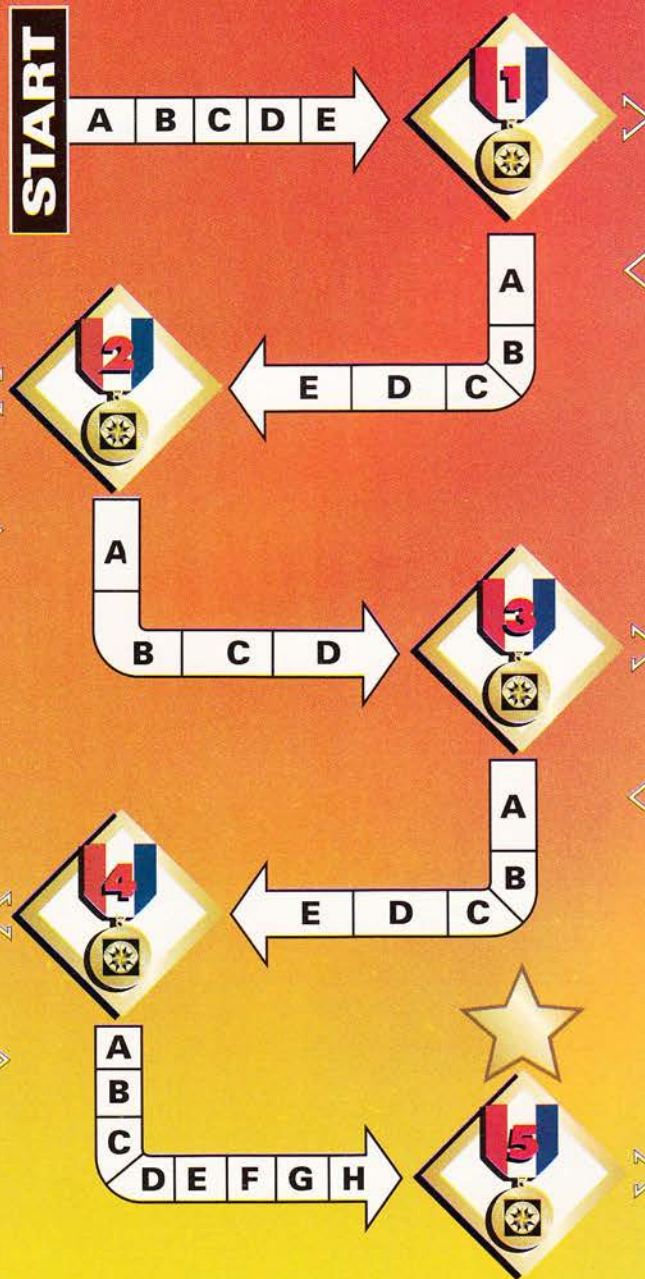
The Advancement Trail chart is numbered by sections, exactly as listed in the requirements in the Advancement Trail. As each requirement section is completed, have your commander sign off on the requirement in the Advancement Chart, then fill in the section below on the trail with a red, blue, or yellow highlighter.



THE GOLD TRACK

TRAILBLAZERS

Congratulations on choosing the Gold Track Trail! In order to start the Trailblazers Gold Track Trail, you must have first completed the requirements for the Trailblazers Second Class Rating as well as the Pioneers Gold Track requirements. The fact that you are starting the trail has already put you ahead in the race. Get ready... Get set... Go!



First Class Rating

Well done! Your hard work is paying off, and the Gold Medal of Achievement is yours for the taking. Keep up the good work! You have earned the First Class Rating and Step 2 in the Trailblazers Gold Track. You must now fulfill the requirements for the Trailblazers Advanced Rating. After completing the requirements, come back to the Trailblazers Gold Track Trail and race on to Step 3: the Advanced Rating Gold Track.

Master Rating

Fantastic! Congratulations on your excellent progress. You have come far in the Royal Rangers program, and the Gold Medal of Achievement is nearly yours for the taking. Before you start, first complete the requirements for the Trailblazers Explorer Rating. Upon completion, come and continue on to Step 5 of the Trailblazers Gold Track: the Explorer Gold Track.

Second Class Rating

Praise the Lord! Congratulations on completing the Gold Track requirements to this point. You are well on your way to achieving the Gold Medal of Achievement. It can be yours. Go for it! Now you must fulfill the requirements for the Trailblazers First Class Rating. Upon completion, come back here to the Gold Track and start the race for Step 2: the First Class Gold Track. Remember to mark off each step!

Advanced Rating

Praise the Lord! Congratulations! You deserve special applause for your fine achievement: completing the Advanced Rating Gold Track. The Gold Medal of Achievement is now in sight. It can soon be yours! In order to proceed down the track, you must first complete the requirements for the Trailblazers Master Rating. Upon completion, come back and continue your journey toward Step 4: the Master Gold Track. Keep going!

EXPLORER

Explorer Rating/Gold Hawk Award

Congratulations! You are highly commended for your perseverance, ambition, and excellent achievement in Royal Rangers. The coveted Gold Medal of Achievement is within your grasp. It is almost yours! For completing the Explorer Gold Track, you are now eligible to wear the Trailblazers Gold Track Star on your Gold Hawk Award, which indicates the highest award honored to a Trailblazer. Ask your commander to give you the details on how to complete the requirements for the Gold Medal of Achievement.

RASCAL RANGERS

IN: THE ADVANCEMENT TRAIL

BY: ROB HAWKS & DAVID SMITH



Congratulations, Mack, on earning your Long Rifle Rating.


CLAP!
WAY TO GO!
CLAP!
CLAP!
CLAP!
YEA MACK
CLAP
CLAP!



Cool!



Boys, starting tonight, we will begin using the new Advancement Trail.



There will be five awards instead of four. When you earn all five, you get the...




Silver Hawk Award!



And now our first ever recipient of the coveted Silver Hawk Award... Tag Along!

"Whatever your hand finds to do, do it with all your might" (Ecclesiastes 9:10 NIV).

A Generation in Training



by Ann L. Niles, director, Generation XXI, and missionary to Latin American and the Caribbean

Generation XXI is funded with gifts of money from Royal Rangers, Missionettes, Boys and Girls Missionary Crusade (BGMC), individuals, and churches.

Ten-year-old Lemuel lives in a small, remote village in El Salvador. He's a member of an international team known as a *generation*. (A generation means a group of people about the same age who live in the same time period.) The millions of children around the world, such as Lemuel, make up this team.

The year 2000 marks the beginning of a new century—the 21st century. And a generation of millions of children will be a part of this century and the one to come.

Among this generation team are millions of children suffering from child abuse—physically and/or sexually. Others must live on the streets without a home. Some children are stunned by the ravages of war and extreme drought conditions. While other children have comfortable homes, own Nintendos, and wear the latest fad in clothing, they are denied the love and affection of their parents.

But the greatest need of children is to hear the gospel, so they can have the opportunity to accept Jesus Christ as their personal Savior.

Generation XXI Children's Ministries wants to fulfill that greatest need by evangelizing and spiritually training children in Latin American and the Caribbean. (Latin America includes Central and South America, as well as the Caribbean Islands.) Generation XXI (21) is doing that by writing Pentecostal teaching and training materials for Latin American children and their teachers. By using the materials and music produced by Generation XXI, children can enter the 21st century with a firm faith in God.

Also, our ministry team wants children to have the power of the Holy Spirit. So we help children learn about the Holy Spirit through a discipleship camp called Holy Spirit Dynamite Training Camp. At the camp children can learn how to "live a life in the Spirit" of God by praying, playing, and studying.

To help the children worship in song, we have developed a music department called *Club Musical* (Spanish for Music Club). Our exciting beats and simple melodies make Club Musical songs the favorites of children across Latin America, and even here in the United States.

Club Musical also recorded the music used by the Latin American Children's Choir. The choir consisted of 18 children from 10 Latin American nations. The children came to the United States and sang in more than 40 concerts nationwide. They presented needs of the children in Latin America while offering praise to God through songs and testimony.

HIGH ADVENTURE

SUMMER 1995

A Royal Rangers Magazine For Leaders

LEADER



Ken Hunt
National Commander

The Assemblies of God Today

2

News

4

Your Outpost Planning Guide

6

The Great Challenge

11

Conservation and the Outpost

13

Devotions for Boys

14

One-on-One

By chance have you ever stared into a starlit sky and found yourself spellbound with the present beauty—unable to express how wonderful, and yet just how small you really felt?

No doubt King David experienced similar feelings. On one such occasion, while stargazing, he opened his heart to share with us his most secret thoughts. He exclaims: "When I consider your heavens, the work of your fingers, the moon and the stars, which you have set in place, what is man that you are mindful of him, the son of man that you care for him? You made him a little lower than the heavenly beings and crowned him with glory and honor. You made him ruler over the works of your hands; you put everything under his feet" (Psalm 8:3-6, NIV).

Like David, when I view this world—from the spectrum of my immediate relationship to the universe and to the Supreme Creator—I feel so small, so totally inadequate to express my awe and natural adoration. Charles Spurgeon said it best: "A survey of the solar system has a tendency to moderate the pride of man and to promote humility."

In this summer edition, focusing on "Our World," let us keep in mind that creation speaks of God's creative power and splendor, to us... to mankind. He who created the Niagara Falls in North America is the same God that fashioned the great Iguacu Falls of South America. He who created the animals, the beasts of the field, is the same God who created man in His own image. The Word says in Genesis, "And the Lord God formed man of the dust of the ground, and breathed into his nostrils the breath of life; and man became a living soul."

As the perfection of His creation, God then placed "man" as the ruler, or at the head, of it all. We are told in the Word that we were created next to God in position and power. Due to Adam's sin, man is presently in a fallen state. Thanks to Jesus Christ, however, redeemed man is to be raised up to that exalted position with Him forever.

What responsibilities we as caretakers have! We need to be ever mindful of our obligation to be good stewards of the creation with which we have been entrusted. Whether camping overnight with the outpost or hiking in the Rockies, we as Royal Rangers are in charge of God's creation.

This quarter ingrain this knowledge in your boys as you apply the tips listed in this issue. Help your Rangers better understand and truly enjoy the great outdoor adventure.

A handwritten signature in black ink that reads "Ken Hunt".

The Assemblies of God Today

by Thomas E. Trask



The past

What God has wrought for our Fellowship is nothing short of miraculous. Over 80 years ago 300 folks gathered to form what we now know as the Assemblies of God. They had a burning desire to reach our world with the gospel of Jesus Christ. Thus missions has been a vital part of our outreach. Today, 80 years later—which in the light of church history is a very short period of time—we number worldwide over 25 million. “Hitherto hath the Lord helped us” (1 Samuel 7:12). May He receive all praise and glory.

The preamble to our constitution and bylaws establishes our mission: “The priority reason for being of the Assemblies of God is to be an agency of God for evangelizing the world, to be a corporate body in which man may worship God, and to be a channel of God’s purpose to build a body of saints being perfected in the image of His Son.

“The Assemblies of God exists expressly to give continuing emphasis to this reason for being in the New Testament apostolic pattern by teaching and encouraging believers to be baptized in the

Holy Spirit, which enables them to evangelize in the power of the Spirit with accompanying supernatural signs, adding a necessary dimension to worshipful relationship with God, and enabling them to respond to the full working of the Holy Spirit in expression of fruit and gifts and ministries as in New Testament times for the edifying of the body of Christ” (*Minutes [Revised Constitution and Bylaws], The General Council of the Assemblies of God, Revised 10 August 1993, page 125*).

God raised up the Assemblies of God to be a Pentecostal church, a church that believes in the Person and work of the Holy Spirit. Our dependence upon the Holy Spirit has made possible what we are today. The vision within the hearts of men and women has given birth to ministries that touch many people both at home and abroad. The presence of the Holy Spirit in our church services, through the gifts of the Spirit outlined in 1 Corinthians 14, has brought a keen sensitivity that God is speaking and moving within the Fellowship. It is the Person of the Holy Spirit who anoints the preaching, singing, and praying thus causing our church services to be filled with vitality, life, and power. In turn this releases God’s power to accomplish His will and purpose within the life of the church.

The present

Repeatedly I hear the comment, “There is an anticipation and excitement in the hearts of God’s people.” That becomes very important because the Spirit of the Lord can only work where there is faith. I believe God is going to send revival to America, and He is going to allow the Assemblies of God to have a great part in this last-day move.

Our new Prayer Center, under the direction of Sandra Clopine,

ministers to scores of people. People call the prayer phone line (1-800-4 PRAYER) daily, and phone ministry volunteers agree in prayer for their needs. Thrilling testimonies of answers to prayer are received continually. We give the glory to the Lord and Savior Jesus Christ.

The new Ministers Enrichment office will soon be in place to network a ministry directed toward the minister and his family. As the role of our ministers is strengthened, the level of effective ministry within the local church will be raised. We believe God is going to use this ministry to fill a vital role within the Assemblies of God.

This past year has been a time of retooling the Decade of Harvest ministry for the remaining years of the nineties. Our focus is sharpened to concentrate on what will cause the church to experience continued growth. Without question the desperateness of our need for revival makes our dependence upon a sovereign move of the Holy Spirit so evident. That in itself will result in men and women finding Jesus Christ as Savior and Lord, Baptizer, Deliverer, Healer, and living in the light of His soon coming.

A call to full-time Christian service will result in young men and young women offering themselves for ministry. This is already evident in our colleges across the Fellowship. Last fall our colleges experienced a significant enrollment increase. When the church is in revival, it experiences an influx of those offering themselves for ministry.

As we focus on evangelism at home and abroad, marvelous testimonies are received. What is happening within Decade of Harvest churches indicates growth, new works established in the cities and the rural areas, and new preaching points. We believe the Lord will help us finish out this decade, if the Lord tarries, in the power of His might and glory. "Except the Lord build the [church], [we] labor in vain" (Psalm 127:1).

A thorough study conducted within the Assemblies of God

Headquarters during 1994 determined how we can more effectively serve the Fellowship. This resulted in major decisions that will affect publishing, printing, and marketing on the Gospel Publishing House side. Also, the Priority Analysis Committee studied the ministry operation to help fine-tune the expression of our reason for being, which is to be servants both to the pastor and the local church. To this we are pledged, believing it will please God and bless the church.

The future

The Scriptures admonish us to "work...while it is day: the night cometh, when no man can work" (John 9:4). My prayer is that we will shake off any lethargic spirit or "business as usual" attitude, that we apply ourselves to the task before us with renewed determination, consecration, and vision. We have more tools and opportunities for the Fellowship to advance than at any time in its history. May we put our hand to the plow and not look back.

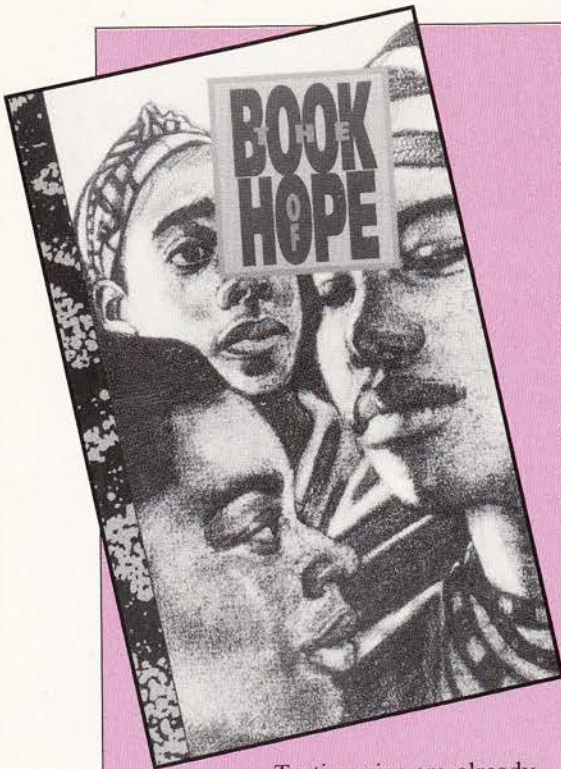
I stand with bated breath to see what God has in store. I know it's good. May we not rely upon our own talents and gifts but be fully dependent upon the endowment of the Holy Spirit's power and might. Only then can we see and experience what the Early Church did: "So mightily grew the word of God and prevailed" (Acts 19:20). "The word of God grew and multiplied" (Acts 12:24). "And the word of God increased; and the number of the disciples multiplied in Jerusalem greatly; and a great company of the priests were obedient to the faith" (Acts 6:7).

May we be obedient to the doctrines and standards of the Word of God and to His church. This will result in unprecedented revival and a divine move of the Spirit of God that will bring glory and praise to Jesus Christ, the Leader of the Church.

Reprint courtesy of Advance Magazine, January 1995 issue.

Thomas E. Trask is general superintendent of the Assemblies of God, Springfield, Missouri.

The priority reason for being of the Assemblies of God is to be an agency of God for evangelizing the world, to be a corporate body in which man may worship God, and to be a channel of God's purpose to build a body of saints being perfected in the image of His Son.



Testimonies are already pouring in about our first Light-for-the-Lost Junior Councilmen project: *The Book of Hope*.

You will recall, this past summer 100,000 *The Book of Hope* Bibles were purchased with Junior Councilmen funds and given to the Division of Home Missions. DHM then distributed the Bibles to home missionaries and inner-city pastors in our major cities.

Now hurting people are learning about the Lord through *The Book of Hope* and accepting Christ as Lord.

Rev. Mark Gregori, home missionary to Bronx, New York, writes: "Crossway Christian Center ministers in a public housing complex of 27 buildings in the Bronx known as 'the projects.' In this subsidized housing complex are 6,000 people—an African-American and Hispanic community. Crossway has distributed *The Book of Hope* in this community.

"The housing authority administration said this Book has made such an impact on their community! The Book *is* making an impact. One woman from the Bronx said, 'If it wasn't for the Book and what you are doing here, my kids would never know about Jesus!'

"Even Muslims have picked it up and read it. When this Book comes in, they are very open to it; then God begins to work."

Missionary Gregori also shared a testimony told by Glenda Shearn, a physician's assistant with Riker's Island Health Services, from Montefiore Hospital, which cares for sick prisoners at Riker's Island. "There are 11 jails on this one island, with 15,000 inmates," writes Glenda. "*The Book of Hope* has really been a blessing here.

"One patient was having a lot of trouble dealing with isolation. She was very argumentative with the officers. After talking to her about the Lord, I found she was a backslidden Christian I gave her *The Book of Hope*. The next day she called for me. She started telling me that the night before she had started reading the Book and could not put it down. About 4:00 a.m. she said she started crying and could not stop. She said she has not felt so good in her entire life. 'You wouldn't know how I felt,' she said. 'It did something for me; it made me feel so good!'

"The next morning she called me again. [The night before she read the Book until around 4:00 a.m.] She said Jesus came to visit her.

"[Another inmate, who saw the Book] asked, 'Why didn't you give me the Book? I want one.' This particular girl had been homeless for 8 years, a drug abuser, and a prostitute. [After I had given her the Book], she read it and said she could not put it down.

" 'It has helped me want to stop doing drugs,' she said. 'I want to get my life together. This Book is the thing that is encouraging me and makes me believe I can do it.' When she left jail, she received a furnished apartment. All the things she wanted have been accomplished because the Book had encouraged her to pray. 'I know I'm going to make it,' she said. 'Coming to jail actually saved my life!'

Missionary Richard A. Smith, from Philadelphia, Pennsylvania, writes: "A 15-year-old black male says his life had been changed [as a result of reading *The Book of Hope*]. He tried to sell drugs and to live the fast street life. But he now understands how God loves him and has a purpose for him."

These are only a few testimonies of how God again is using His Word to reach a spiritually darkened and dying generation, who are seeking hope. And that Hope is being discovered through *The Book of Hope*.

We were so encouraged that we have now donated another 100,000 copies of *The Book of Hope* to DHM. Pray that thousands will come to know Christ as Lord through this Junior Councilmen project.

Comments to the National Commander

Dear Commander Hunt,

My feet are just now hitting the ground from all the excitement and surprise [that happened] at the retirement banquet held for me December 2. Having Jeff Dunmire [Southwest region coordinator] there with your letter and the Medal of Merit was far beyond any expectation of mine.... Thanks!

My district people treated me like a king for a day and topped off the evening by giving me a painting by Fred Deaver [Frontiersmen Camping Fellowship president] of myself on a horse in my FCF outfit, which captured ... my outfit and the Arizona scenery. Wow!

Thanks again to you, to Paul Stanek, and to the rest of your staff for all the good times and for their cooperation with me over the years. I have many good memories of associating with all of you.

Sincerely,
Marvin Boyle
Arizona District Commander

Commander Hunt,

Greetings! I hope this letter finds you well. I am writing to say thank you for ... allowing me to attend the National Training Trails. The training camp was very rewarding. I learned a great deal and am eager to put it to use. I consider it a privilege beyond words to sit under teaching of such fine men as Paul Stanek and Ralph Glunt. It is a blessing to me just to be in their company. They make fine examples to follow.

Thank you once again for your help. Be encouraged today, sir, for you know that your labor is not in vain. Press on toward the mark. God bless you richly, Commander.

Scott Elliott

Outpost 22, Glad Tidings Assembly,
Springfield, Missouri

Dear Commander Hunt,

Your speaking during the [recent New Jersey] Pow Wow was anointed by the Holy Spirit. I thank you with all my heart for praying with me at the 1994 National Camporama, for that night Jesus spoke to my heart. Before that night I was uncer-

tain about my call to be a missionary....

God has laid on my heart a burden for the inner cities of America. There is a tremendous need for the gospel in the inner city.... But ... how shall they believe in Him in whom they have not heard? And how shall they hear without a preacher?

Thank you, Brother Hunt, because you bring the gospel of peace, and I am going to also!

Cisco Victa

Cream Ridge, New Jersey

Dear Commander Ken,

In May 1986 Commander Keith Speechly, from Sydney, Australia, came to Papua New Guinea. He gathered a handful of committed Christian brothers and started the first outpost in Gordons and named it PNG Southern Outpost Number 1.

Since its establishment ... the Royal Rangers ministry here in Papua New Guinea is growing strong. (This is why we were able to take several Rangers to the 1994 National Camporama.)

We are praying and believing God that

at the 1998 National Camporama you will be seeing many more from this outpost alone. My outpost is the biggest in the country. There are two other outposts in different suburbs of the city. During this short period of almost 8 years, 3 months, this outpost has sent Rangers and commanders to three overseas Camporamas.

The 1994 National Camporama inspired and spiritually challenged all of us who attended. The good Lord had blessed us with health and the financial means to attend ... because we had prayed and trusted in His Word, as He is the provider of all our needs—praise His holy name.

The theme "From the Regions Beyond" will go a long way in the memories of all of us. Thank you and your loving, kind-hearted wife, who cooked and prepared food for us that afternoon [after the Camporama had ended]. Please pass my best wishes to your deputy national commander, Paul Stanek, and to the driver, Rich Nelson, who drove us to and from Camp Eagle Rock.

Ready in His Service,

Steven B. Bangui, Senior Commander,
PNG Southern Outpost Number 1

New Items Available

ON-LINE

ON-LINE is a new national newsletter offered directly to Royal Rangers outposts. The quarterly publication is designed to keep outpost commanders abreast of current and upcoming helps, events, and publications.

If senior commanders have not received this free newsletter, please contact the national Royal Rangers Office (417) 862-2781, ext. 4177.

Computer Software

The *Royal Rangers Computer Presentation*

Item: 729NZ051

Cost: \$35.00, plus shipping

Designed to enable commanders to promote the Royal Rangers program via their computers. It contains two 3.5-inch disks and provides a continual run program that includes colorful graphics and one-color photographs, which depict various activities and which present each age-group program.

Ranger Pro

Item: 729NZ066, 3 1/2" disk

Item: 729NZ068, 5 1/4" disk

Cost: \$45, plus shipping

DOS computer program that enables the outpost commander to maintain records of his Rangers—such as advancements earned, levels of spiritual commitment, addresses and phone numbers, and more.

Phase-In of New Advancement Trail

We are anticipating the soon arrival of the *Pioneers* and *Trailblazers* handbooks. With this arrival comes an exciting and new Advancement Trail.

Below are guidelines, which you should become aware of, that will be appearing in the new handbooks.

"Welcome to the new Advancement Trail. Since you have been participating in the now old Advancement Trail, carefully read the following guidelines:

1. Initially, the Advancement Trail of

choice—either the old Advancement Trail or the new Trail listed below—should be decided jointly between you and your outpost group commander.

2. If continuing with the old Trail, you must automatically begin the new Trail when promoted to the next grade/age group.

3. If beginning the new Trail below, the advancements you have completed in the old Trail can be transferred to the new Trail. However, to maintain your current rating when transferring to the new Trail, you must first complete all new requirements for that rating plus all new requirements for previous ratings.

4. *Phase Out of Old Trail*: If continuing with the old Trail, you may compete in the Royal Ranger of the Year competition or complete the Gold Medal of Achievement requirements, using the old Trail, until January 1, 1998. In short, a dual Advancement Trail will exist during this time period."

Your Outpost Planning Guide

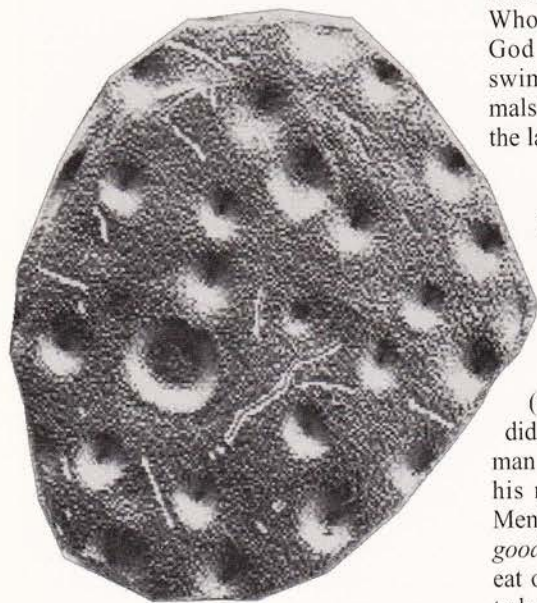
by John Eller, National Dispatcher

Straight Arrows

Overall Approach: Our aim this quarter is to introduce your Straight Arrows to the planet on which we live: how and when it was created, the kind of life that exists here, and something about traveling the world. A globe or world map will come in handy. Other display items such as leaf and insect collections would be interesting.

June

1st Week—God's Creation: Using Genesis 1, explain how God created the earth. Take a dark piece of construction paper, wad it into a ball, and show what the world looked like at first—formless and empty. There was darkness everywhere. Ask the boys: "Could you live in a world like that? Why?" There was water everywhere, no dry land. This was no place for people to live. Something more would need to be done. What did God do then? 1) The Spirit of God moved on the face of the waters. 2) God created light, just by His word. 3) God divided the light from the darkness. Discussion Questions: 1) What did He call the light? 2) What did He call the darkness?



2nd Week—God's Creation: Explain that God created the heaven above the same time He created the earth below. God divided the waters above from the waters below. Write the word *firmament* (sky) on a chalkboard.

Discussion Questions: 1) What does this word firmament mean? 2) Do you ever look up into the sky? 3) What do you see? 4) Does the sky change at different times? 5) Why is the sky important to us? 6) Why should we be careful not to pollute the sky? 7) What are some ways we can help the sky stay clean?

3rd Week—God's Creation: Using Genesis 1:9, show how God caused dry land to appear. Tell the boys the dry land is earth and the waters are called seas. Discussion Questions: 1) What kind of world would it be with just water? 2) Could you like it that way? What do you think Noah felt like in the ark? 3) Why was the dry land important? 4) What are we doing to preserve and protect the land? 5) What is soil erosion? 6) Why should soil erosion be stopped?

Share that what God had created (the earth) He saw as good and that we, too, should treat it good. We have all the land we will ever have. God then created grass, herbs, and trees—all seed producing. Discussion Question: Why did He want them to have seeds? God created days, seasons, and years. Show a calendar and point out that man named the months, but note that God made all the days. Discussion Question: Who made the sun, moon, and stars? God went on to make creatures that swim and fly. He also made the animals. Discussion Question: What was the last thing God made?

4th Week—God's Creation: Explain that God made everything ready before He created man. Man was to rule over what God created. Discussion Questions: 1) Who named the animals? 2) What was Adam's occupation or work? (take care of the garden), 3) What did God make man from? 4) How did man become alive? (God breathed into his nose), 5) Does man have a soul? Mention briefly the *tree of knowledge of good and evil* and how man was not to eat of that fruit. 6) What did God make to be man's companion?

Explain how God took one of Adam's ribs and made woman. Tell the story of the serpent (snake, Satan) who spoke to Eve. Share that both Adam and Eve ate the forbidden fruit and brought sin into

the world. But Jesus came to die for our sins and bring us back into fellowship with God.

July

1st Week—Plant Life: Use a chalkboard and list for your boys some plants that give good fruits, vegetables, etc. Encourage the boys to talk about their favorite foods and how they come to us. Bring a small bag of groceries for show and tell. Describe how these items make the trip from the farm to your home.

2nd Week—Earth By-product: Work with your boys this week to help them understand the many nonfoods that come from the ground. Bring samples of wood, paper, glass, etc. Describe briefly how these are produced. Describe how metal is prepared for use in everything from appliances to cars. Discussion Questions: 1) How do they make light bulbs? 2) Where does paper come from? 3) How do they make plastic? Remind your boys of the importance that everything we have to work with comes from God. We should take care of what He gives us and try to make it better for others.

3rd Week—Small Animals: Focus this week on small animals that God placed in our world. When feasible, have a few pets for show and tell, or bring pictures of dogs, cats, and other pets. Some of your boys will be interested in the more exotic pets like ferrets or snakes. Discussion Questions: 1) What does a hunting dog do? 2) What do cats catch? 3) Why should you be careful what your pet eats? Allow each boy to tell what kind of pet he has (or would like to have). This would be a good week to invite a local veterinarian to speak.

4th Week—Large Animals: Secure photos of large animals and those that live in the wild. Boys get excited about elephants, lions, and tigers. Tell how animals in the wild are both useful and dangerous. Discussion Questions: 1) Did the dinosaurs really live on earth? 2) Why are they no longer here? 3) How do we know they really were here? (fossils, etc.).

5th Week—Insect Collection: Spend this week locating a good insect collection for the boys to see. You can usually find someone with a collection of

monarch butterflies or spiders to show and tell. If these are not available, use your local library.

Some boys are afraid of insects. Show which are harmful and which are beneficial.

August

1st Week—Foreign Travels: Focus this week will be traveling in Asia. Use a map or globe to show your boys the vast area covered by Asia. Point out different countries such as Russia, China, Japan, and others. Share that Asia is a very important part of our planet. Point out some of the cities in this region and help the boys pronounce them. Tell them each country has a capital just like the United States has a capital. Their names may sound different to us, but ours probably sounds different to them also. Using the scale, estimate the distance between some major cities. Explain how important travel by airplane has become to connect these far-away places. If possible, show a travel video from Asia and the Far East. Discussion Questions: 1) Why is Asia important? 2) Why do they call Asia the Far East? (because it is a long way from the Middle East), 3) Why do people make war on the earth? (to get more land to control), 4) If you could visit Asia, where would you like to go? 5) Does everyone (people groups) in Asia speak the same language?

2nd Week—Foreign Travels: Share that travel in Africa is very interesting because of the many tribes and countries you can visit. There are also many animals in Africa that are not found in the wild elsewhere in the world. This would be a good week to visit a zoo and let the boys see firsthand what these wild animals look like. Most outposts are within driving distance of a good zoo, and good ones can be found coast-to-coast.

Explain that there are also some wild animal preserves that can be interesting. Some allow drive-through by vehicle. Such trips need to be planned ahead because of schedules, etc.

Have the Rangers list on a chalkboard some animals that dwell in Africa. When they name one on the endangered species list, put a checkmark by the name and explain why this animal is nearing extinction. Explain that once the animal is extinct, we cannot bring them

back. Assign a leader to obtain a list of the endangered species in your area. Most of these are protected by law (i.e., it is a crime to kill one).

3rd Week—Foreign Travels: Share that travel in Europe is very popular in our time. People like to go back to such famous places as London, Paris, and Berlin. Airlines in the United States make trips to these places every day. Describe a trip to Europe from beginning to end. Talk about passports, tickets, and the trip itself. Discussion Questions: 1) How many days would you stay? 2) What would you want to see? 3) Would you have difficulty visiting some of the places on the map?

Travel videos of Europe are in abundance. You can be selective and bring the very best of the Old World to your boys. Do a little verbal pop quiz for your boys. Discussion Questions: 1) Where do the French come from? 2) Where do the Germans come from? 3) Where do the English come from?

4th Week—Foreign Travels: Travel to South America can be very exciting. Using a map, point out the different countries on the map. Discussion Questions: 1) Which is the largest? (Brazil), 2) Do we have missionaries in South America? (yes), 3) What languages do people speak in South America? (mostly Spanish and Portuguese).

Conclude this month of travel by having a snack prepared, using food from different countries: tacos, pizza, fried chicken, etc. Some boys like Chinese or Polynesian foods. Explain to them how each country has its own particular food and why. Assign a leader to look up three verses from the Bible about foods in Bible times. Tell how these were prepared.

Buckaroos

Overall Approach: Your boys are interested in many subjects at their age. This quarter, we will take them through conservation and weather to adventure and travel. Remember to keep things moving because of their attention span. They learn fast at this age, then want to move ahead.

June

1st Week—Conservation: Conservation is a matter that concerns everyone. Our Rangers should also learn to care for our earth. Use the following discussion questions to focus on conservation of water, soil, and natural resources: 1) Why should we be careful not to pollute drinking water? 2) How long could we live without clean water to drink? 3) Why is the air we breathe important? 4) What causes air pollution? 5) How can the soil be wasted? 6) What can be done to prevent soil erosion and contamination? This week and the following, share information cited in the *Adventures in Camping*.

List on a chalkboard some of our important natural resources: forests, streams, lakes, oil, coal, etc. Generate a discussion on the following questions: 1) Why be careful with these? 2) How can we avoid polluting streams? 3) What has each of you done to conserve these natural resources?

2nd Week—Conservation: Using photos from the library, show how water pollution affects animal life and man. Explain to the boys why it is important not to litter. Lead your boys on a search around the meeting room and outside to pick up litter and put it into a bag. Afterward lead in a discussion on the following questions: 1) What did you find? 2) Why did someone leave it there? 3) Why should we keep a clean environment?

People often throw away things that could be reused. Talk about paper, glass, plastic, and metal recycling. Where is the nearest recycling center to you? Why is it important to recycle? Assign a leader to bring 10 or 15 items to the outpost group meeting that could be repaired, recycled, or reused.

3rd Week—Weather: Explain that weather is something we face every day. The weather often affects performance, mood, and even success itself. Bring a radio or TV set to the meeting. Tune in for a weather forecast. Record on a cassette and save until the next meeting. In the meantime, make notes the next few days as to what the weather actually was, including highs, lows, precipitation, etc. Share information on weather

Your Outpost Planning Guide

that is cited in the *Adventures in Camping*. At the next meeting, compare forecasts with actual happenings.

4th Week—Weather: Make comparisons with the forecast from last week. Discussion Questions: 1) Were the forecasts correct? 2) How often did the weathermen miss their forecasts? 3) Was the weather what you expected for your area? Next, list the following on a chalkboard and discuss each: 1) stormy weather, 2) rainy weather, 3) lightning, 4) thunder, 5) wind, 6) snow, 7) sleet, 8) hurricanes, 9) tornadoes, 10) sunny weather. Discussion Questions: 1) What kind of weather do you like best? 2) What was the worst storm you were ever in? 3) Was the weather nice on your last vacation? 4) Did it ever rain at a picnic your family had? 5) When was the last time you saw it snow? 6) Why does everyone want a "white Christmas"? 7) What is the relationship between lightning and thunder? 8) How hard can the wind blow? 9) What do the seasons have to do with the weather? 10) Which is your favorite time of the year?

July

1st Week—Outdoor Adventure: July is the month of adventure for your boys, and we begin with hiking. More and more Americans are enjoying the benefits of walking, and now is a good time to encourage your boys to walk. Begin with some basic rules of hiking which have to do with proper clothing, shoes, headgear, and supplies. Water is a very important element in longer hikes, so emphasize this point. Plan ahead for your hike which should include a schedule, estimated duration, specific location, and time of return. Observe the rules of safety all along the way.

A hike doesn't need to be long to be enjoyable. Boys will enjoy a short nature walk, or hike to some specific landmark or scenic view. Buckaroos should be taken mostly on daytime hikes which could include a nature walk to observe plant and animal life, or a climb of the closest hill. Plan a surprise at the end of the hike: a cookout with cold soft drinks.

2nd Week—Hiking: Hiking takes on a new meaning when you take your boys exploring. Boys are inquisitive by nature, and almost every county in the United States has some special land-

mark or attraction that would interest your boys. Boys enjoy trips to statues, historical plaques, and some monuments. Alternatives could be the county court house, a fire station or police station, or a state park. Boys will enjoy just an open field to see what grows there and what lives there.

Tell a story about some great explorer like Daniel Boone or Jedediah Smith. Describe the great American frontier and how those early pioneers opened up the West. Tell your boys there is still a great amount of exploring to be done in life, and that we should look forward to the adventure.

3rd Week—Outdoor Adventure: Camping strikes a responsive chord with most boys. This would be a good time to show how good planning creates a better and safer camping experience. Assign a leader to assemble the basic needs for a good camp-out. The list should include shelter, fire, and food, as well as clothing and personal items. In a show-and-tell situation, explain why each item is necessary. Point out that unnecessary items add extra weight to be carried in and out. If possible, pitch a tent in the presence of the boys and explain step-by-step how this is done.

Demonstrate the techniques of food selection and preparation. Allow the boys to ask questions about the use of utensils and other gear. Show pictures or videos of previous camp-outs. Point out special features of the experience and make suggestions for future camp-outs.

4th Week—Good Ol' Summertime: Summertime always lends itself to the boy-thing to do: fishing! Boys are usually eager for this experience. Select an avid fisherman from your outpost or church to give a talk to your boys about good fishing techniques. The presentation should include the different types of fishing gear, beginning with cane pole, bait, rod and reel, and fishing lures. Be sure the presentation is kept safe.

A fishing trip could be made to the nearest lake or stream where fishing is allowed. Be sure that all local and state laws are observed, as well as proper adult supervision and safety checks. A trip to your local library will produce one or more books with color photos of

fresh- and saltwater fish. Point out the kind of fish from your area, and which are considered best for human consumption.

5th Week—Summer Fun: What would summer be without swimming? Most boys are interested in this sport. It is good self-defense to know how to swim. Allow your boys to become acquainted with the standard safety plan for swimming. Share water safety tips from the *Adventures in Camping*. Use Isaiah 25:11 to show we swim with our hands. Share the following tips: 1) Never swim alone; always have a buddy. 2) Always have proper supervision such as a lifeguard, swimming instructor, etc. 3) Never swim in impure water. 4) Be cautious of strong currents, sudden step-offs, etc. 5) If you become entangled in grass, ease out gently so as not to become more entangled. 6) Know your limitations. 7) Cool water causes quick loss of body heat. 8) Distance over the water is also farther than it appears. 9) Know when to get out of the water. 10) Obey the warning signs of shivering, blue lips, etc. 11) Never swim after you have just eaten; it can cause cramps. 12) Watch out for sunburn. Be protected at all times. 13) No horseplay. 14) Learn to swim properly and obey the rules.

August

1st Week—History of Travel: Acquaint your boys with the history of travel, beginning with horse and buggy. Secure photos, drawings, or visit an actual model. Discussion Questions: 1) Why was the horse important? 2) Were wagons and buggies comfortable to ride in? 3) Would you have enjoyed living back then? 4) How long do you suppose it would take to travel by horse and buggy to your house or your grandparents' house?

2nd Week—Cars: Boys should bring to this meeting any model cars they have assembled or purchased. Travel by car came into being with the 20th century. Prepare a presentation for your outpost group which would include: 1) Henry Ford's invention, 2) early American automobiles, 3) famous cars of the 1920s and 1930s, 4) sports cars, 5) race cars, 6) the U.S. president's car, 7) current automobile makes and designs. Discussion Questions: 1) Which is your

favorite automobile? 2) Why? Allow the boys to do a "show and tell" on the model cars they brought to the meeting.

3rd Week—Trains: Most boys are interested in trains. Share that there was a time when travel by train was the best type of transportation. Recall the history of the locomotive from a passenger's viewpoint. Describe what would generally happen from beginning to end. Pictures of passenger cars, dining cars, etc., would be helpful. Discussion Questions: 1) Do we have trains today? 2) Do people take trips in them? 3) Do you know what AMTRAK is? 4) Why do fewer people travel by train today? 5) What do most trains carry? 6) If you could, where would you like to go by train?

4th Week—Airplanes: Travel by air has become very popular in recent years. Using the *Air-Sea-Trail Rangers Handbook* as a resource, discuss how an airplane flies. Bring to the meeting colorful photographs of airplanes and big jet airliners. Discussion Questions: 1) What are some of the airlines that serve your area? 2) Where is the nearest airport? 3) What connections are available to other cities and the rest of the world? 4) What speeds can you travel in the air? 5) How long does it take to go 1,000 miles? (2 hours or less), 6) Where does the baggage go in an airplane? 7) Why is there airport security? 8) Why do airlines conduct safety checks?


Pioneers, Trailblazers, Air-Sea-Trail Rangers

Overall Approach: Our aim this quarter is to explore some of the animals that live in our world, have a look at available space, and focus the final month on how we can help others who live on this earth. Boys at this age are maturing quickly, so keep the programs lively and interesting for them. Don't forget to work on their advancements, which is the key to outpost growth. Encourage the boys to qualify for their awards and plan regular Councils of Achievement to

honor them. Summer is also a good time for a Parents' Night for the boys to show what progress they have made, and for moms and dads to appreciate the work of the outpost. This can create good public relations.

June

1st Week—Small Animals: Contact the U.S. Forestry Service for information concerning small animals in your region, what the population is believed to be, and what the hunting regulations are.



Additional information may be received from your state game commission. Make a chart of the wild game in your county or state, and use for discussion. Give a talk on small game for use as food. Some of the more common are squirrel, rabbit, and quail. Discussion Questions: 1) How are these best prepared and cooked? 2) How does each one taste? 3) In a survival situation, how could you obtain any of these? If possible, hold a cookout to demonstrate the preparation of various wild meats for human consumption.

2nd Week—Wilderness Animals: Invite an experienced hunter to give a talk and demonstration concerning moose, elk, deer, etc. His discussion should include where these larger game can be hunted, field dressing, proper storage, and methods of preparation as food. As an alternative, you might ask a local taxidermist to show and tell some of his art. Boys are interested in how things are done, and this will add to their interest in the program.

Several assignments could be made to add to the detail, such as the following: 1) Research in the Bible for references to various animals, 2) Compile a list of the largest, smallest, and fastest animals, 3) Compile a list of animals

now extinct or on the endangered species list.

3rd Week—Wilderness Animals: This week focus on wild animals in general. Some important areas to cover are as follows: 1) The general population of animals in the United States and around the world. 2) Something about their habitat. Discussion Questions: 1) Are their habitats growing, shrinking, or remaining about the same? 2) What are the threats to their habitats? 3) Which of the species are now protected by law?

Research your library for at least five animals that have become extinct in the past 100 years. Discuss how and why they became extinct. Assign a leader to do a talk about the American bison (buffalo). These large animals used to roam in large herds in the Midwest, and were important to the Indians and the frontiersmen. Show that through waste, the buffalo almost became extinct.

4th Week—Domestic Animals: This week focus on domestic animals, using two categories: pets and food supply. Involve the boys in most of the research. Remember that girls learn by sharing and boys learn by doing. On a chalkboard, make a list of 10 different pets popular in the United States. The list could include dogs, cats, goats, fish, parrots, snakes, gerbils, etc. Display some sample foods for each. Discussion Questions: 1) Why is the food different for dogs and cats? 2) Do goats really eat tin cans? 3) Can pets be overfed? 4) Why is water supply important to all living things? 5) How do you handle a pet's reproduction cycle? If possible, invite a veterinarian to explain proper care of small pets.

Other domestic animals are important for food. Explain that one of the most important meat items is beef. Cattle supply everything from milk to hamburgers. Describe the milk process from farm to the kitchen. Discuss the importance of the pasteurizing process. Explain how milk and milk products become contaminated. Cover the other food supplies from pork, mutton, chicken, fish, etc. Where would the fast foods be without these?

July

1st Week—Inner Space: Space is important to both man, bird, and beast.

Your Outpost Planning Guide

Take a close look this week at our inner space. For the purpose of discussion, ask a leader or older boy to research the total land area of the 50 states, population distribution, and areas for growth. Discussion Questions: 1) What is the population center of the U.S.? 2) Why are so many people concentrated around large cities such as New York, Los Angeles, Chicago, Philadelphia, and Detroit? 3) Why build high-rise apartments when there are thousands of acres uninhabited? 4) Does overcrowding contribute to poverty and crime? 5) What could be done to more evenly distribute the population?

Pause this week to observe Independence Day. Some outposts have a barbecue, cookout, or swim. Keep safety first during this holiday and at all times. Some have fireworks displays, or hike to a famous landmark in their area.

2nd Week—Inner Space: We continue this week with a look at inner space. Our focus will be on the environment and how we can improve and protect it. Litter has become a major problem in our country. Food packaging is an automatic discard, but should be taken care of properly. Bags, wrappers, cups, and other litter are thrown out in tons each day on American highways and roadways. Something must be done to eliminate this unsightly hazard.

Make a list to share with your outpost group concerning litter control: 1) Each one taking the responsibility to properly dispose of trash and garbage, 2) family responsibility, 3) outpost involvement, 4) community action, 5) governmental assistance through laws and programs to educate the communities. Discussion Questions: 1) Why are landfills necessary? 2) Are there alternatives? 3) What are other communities doing to clean up the environment?

3rd Week—Outer Space: Explain the following: The space programs of recent years have brought many new dimensions to our life on earth. Knowledge of outer space has increased our quality of life. Traveling in outer space was once a dream of science fiction, but it is now a regular reality. Discussion Question: What were some of the problems when America entered the space age? List on

a chalkboard the following discussion points: 1) The Russians were ahead. 2) We had to develop rockets and spacecraft quickly to catch up. 3) We had to develop the technology to make space travel both safe and justifiable. Talk about some of the risks man took as the space age dawned. Much valuable equipment was lost and some lives.

4th Week—Outer Space: Design your program this week toward some of the benefits of outer space. This could be done in the form of questions to be answered: 1) What is the value of digital watches and micro-computers? 2) How has medicine been enhanced by outer space? 3) Do you think the overall benefits of outer space outweigh the risks and cost?

Discussion Questions: 1) Space labs and space stations have been hard at work with experiments. What could some of the possible outcomes be? 2) Will we find new and better ways of dealing with survival on earth? 3) Will we learn more how to deal with illness and epidemics? 4) What about possible cures for fatal diseases?

5th Week—Our Oceans: Share the following: It has been said we know more about the surface of the moon than we do about the underworld of the sea. The waters of the deep have always forbidden man because of his inability to survive very long underwater. However, new technology has enabled man to have a look at the ocean floor and discover some of its secrets.

Assign several leaders or boys to give 2-minute talks on some of the mysteries of the ocean. They should discuss these points: 1) pressure beneath the surface of the sea, 2) survival of sea creatures in a dark and cold environment, 3) what man can learn from the depths that will improve his quality of life on earth.

August

1st Week—Helping Others: This month will be spent searching ways we can help others. Your boys are maturing to the point they need to look beyond themselves for ways to help other people along life's way. Give each of the boys a sheet and ask them to list at least 10 different ways they can help others. Their lists may include one or more of the fol-

lowing: 1) giving medical assistance, 2) giving food assistance, 3) assisting a person to find Christ, 4) helping a stranded motorist, 5) assisting the physically and mentally disabled, 6) observing school speed zones, 7) using caution around or near highway construction, 8) reporting fires or floods, 9) giving directions to someone new in the community, 10) offering to cut grass, rake leaves, or shovel snow for an elderly person.

2nd Week—Helping Others: Some of your boys have been in Royal Rangers as Straight Arrows or Buckaroos. Teach them how they can become valuable assets to help with the younger boys as they work on their advancements. Discuss the following topics on how children need help in many ways: 1) learning by watching and doing, 2) help to understand a problem or situation, 3) encouragement to do their best.

3rd Week—Helping Others: Have a Trailblazer or above give a short talk on what his commanders have meant to him. Tell of ways his leaders have helped him and how he has helped his leaders. Describe for your boys a week in the life of a commander: 1) personal life such as work, business, etc., 2) challenges to find time to work for the outpost, (3) planning meetings and activities, 4) communicating with parents, 5) preparing for important events such as Pow Wow, Rendezvous, Camporama, etc.

List on a chalkboard the responses from the following questions: 1) How can you help your commander? 2) What are some of the things he might ask you to do? 3) Would you be responsible for what you were assigned? 4) What would you do if you could not complete the task?

4th Week—Helping Others: Every church and community has its share of senior citizens. Give your outpost group a general overview of this vital area. Discuss the aging process and what it does to the person (less energy, fatigue, infirmity, etc.). Tell why the disabled parking areas are important to older people and why we should observe them. Review with your boys the various aspects of helping people and ask for suggestions of things to do as an outpost group.

The Great Challenge

by Jerry W. Scott

What will the young men in your outpost be doing with their lives in 10 years? Think about each boy you influence for a moment. What are your hopes and prayers for them as adult men? They will not remain boys forever. I hear some of you say, "Praise the Lord!" It's true though. If the Lord does not return within the next 10 years or so, each of these boys will grow into manhood.


I dare say that my Royal Rangers commanders would be flat on the floor to learn where I am today. They would not have thought that the skinny kid would now be an ordained minister. I say they may be surprised; yet they instilled in me as a boy an awareness of who I should be as a Christian. They taught me what it meant to be a Christian in the everyday world.

The great challenge for you, commander, is to do the same for your young men. I am convinced that Royal Rangers have one of the best things going for "reaching, teaching, and keeping boys for Christ." There is now one more tool for you to take advantage of in training tomorrow's men. It will teach your boys about missions and provide a vehicle for them to support outreach ministries. It is the LFTL Junior Councilmen program.

To get your Rangers involved in LFTL Junior Councilmen, they need to earn their LFTL Merit. This is a fairly easy one to earn. Five requirements are necessary: 1. View the LFTL *Carry the Torch* video; 2. Complete the *LFTL Study Course*; 3. Write a report about

LFTL; 4. Get a gospel tract signed by a home or foreign missionary; and 5. Attend a LFTL banquet or emphasis service. The materials you need are available through GPH Customer Services by calling 1-800-641-4310. The video costs only \$10 and the LFTL Study Course is just \$1.

After the Ranger earns his LFTL Merit, he has the option of becoming a LFTL Junior Councilman. A *LFTL Junior Councilman Application* comes with the LFTL Merit when ordered. For an annual dues fee of \$15 the Ranger can join LFTL as a Junior Councilman. He will receive a LFTL Junior Councilmen patch, a subscription to



Jerry W. Scott, Light-for-the-Lost administrative assistant

What are your hopes and prayers for the young men in your outpost as adult men? They will not remain boys forever. I hear some of you say, "Praise the Lord!" It's true though. If the Lord does not return within the next 10 years or so, each of these boys will grow into manhood.

the *Spotlight* newsletter, and a packet of exciting LFTL information.

For every annual renewal, the LFTL Junior Councilman will receive a new patch, signifying the number of years he has been an active enrollee. Most of all he will be exposed to missions around the world. He will understand that his \$15 per year helps Light-for-the-Lost get the seed of the gospel to the fertile soil of the mission field.

Even if you do not yet have any boys ready to receive their LFTL Merit and become Junior Councilmen, your outpost can still get involved with missions through the Light-for-the-Lost evangelism literature ministry. A national Royal Rangers evangelism literature project has been established.

In 1994 a special edition of *The Book of Hope* was printed. Contributions for the Book came from district Royal Rangers and Men's Ministries groups, churches, and individuals who heard about the project at LFTL banquets and local Royal Rangers outposts. In about 2 weeks the entire supply of 100,000 were distributed across America. The Book was designed to provide inner-city young people with a tool to face the pressures of living in today's urban environment. The homeless, people in prison, gang members, regular folks just trying to make it through, and a host of others have been blessed by this portion of God's Word.


In February another 100,000 copies of this evangelism tool were given to DHM. This is where your

outpost can get actively involved in reaching the lost of America. If we understand that eternal lives hang in the balance, we will do everything we can to reach the lost at all costs. I encourage you, as a leader of young men and boys, to continue

ature money is spent to pay overhead or administrative costs. LFTL is able to do this because of its councilmen.

LFTL Councilmen are laymen and ministers who have a burden for the lost and who underwrite the administrative expenses of LFTL. They pay \$15 per month in dues, receive a LFTL torch pin, and a subscription to the *Spotlight* newsletter. Most importantly they enable LFTL to send 100 percent of every literature dollar into the harvest field.

As you know, commander, character qualities, lifestyle habits, and values are usually caught rather than taught. The great challenge for each of us is to model the qualities we want to instill in those we have influence over. Let your Rangers see your burden for the lost and your commitment to evangelizing the world. Your boys may never remember the things you say to them once they grow into manhood; they will probably remember the things you did with them as an outpost. Challenge your outpost to take up the cause of the Cross.



LFTL Junior Councilmen Order Items

Description, Item Number, & Cost

<i>Carry the Torch</i> (video)	
728-014.....	\$10
<i>LFTL Jr. Councilman Study Course</i>	
728-016.....	\$1
<i>LFTL Junior Councilmen</i> (brochure)	
728-015.....	Free
<i>Leading the Way</i> (leader information)	
728-018.....	Free

teaching them the importance of supporting missions. Why not plan a special fund-raising activity for the national Royal Rangers evangelism literature project?

Every dollar you and your outpost raise for evangelism literature through LFTL and the national Royal Rangers Office is spent on literature. Not one cent of the liter-

Conservation and the Outpost

by James Kennedy, FCF field advisor

Have you ever been so involved in things that you didn't realize what was happening around you? Many of us have—it's easy to do in this fast-paced world. Maybe it's time for us to stop and smell the flowers along life's pathway.

We must realize that conservation is an important part of the Royal Rangers ministry. We have responsibilities to God to be good stewards and to our fellowmen to protect and use wisely our natural resources. Therefore, we commanders must realize the importance of conservation.

Take advantage of the natural world around us, not only for our benefit but also for the benefit of our boys. When we begin to look at nature, we will see there are many everyday joys of nature we take for granted that may not be around for future generations to enjoy. The new shopping centers, housing areas, and roads daily take habitats that animals depend on for their survival. The world around us is rapidly changing and we need to begin educating our Royal Rangers today to conserve our resources for future enjoyment.

There is a need for environmental and wildlife education to begin at an early age if we desire long-term effects. We each can develop a sound basic knowledge and a positive attitude toward proper conservation within Royal Rangers. Research shows that attitudes are basically fixed and resistant to change after children reach age 12. Therefore, we need to begin at an early age to lay a proper foundation.

Where do we begin to gather information? Why not at the best of beginnings, the Word of God. Genesis 1:26 tells us that God made man in His image and gave him dominion over all the earth and everything upon the earth.

Therefore, we have a challenge to protect our natural resources and fulfill God's commandment to have dominion and be good stewards of those things He has entrusted to our use.

There are many places we can go for information: The American Forestry Association, the Audubon Society, National Wildlife Federation, Project WILD, Project H.O.M.E., Ecological Society of America, Fish and Game Commission, and the Department of Natural Resources, just to name a few. Many have free materials available. Our very own *Adventures in Camping* lends hints on conserving earth.

In addition to the free materials that can be used as handouts and teaching aids, many places have teacher kits and projects. These are excellent aids for planning program features and field trips. Many have teaching outlines that cover a variety of subjects, all of which can be used in either the outpost meeting or on field trips. They also provide enough background information to enable us to answer most questions that may arise.

We don't have to go far to enjoy nature. Many churches have within their local area a place that can be used for a nature trail or outdoor study area. Here are some suggested ways to enjoy nature:

1. Plan and conduct a field trip to a nature center, park, or other natural area.

2. Encourage your Royal Rangers to keep a nature diary, notebook, or journal. They can draw pictures, make rubbings, mount and preserve specimens, record data and other observations.

3. Create an area within the meeting area where students can display these and other items relating to their study of the environment. This will help your Royal Rangers learn more about wildlife, basic ecology, and develop more positive attitudes toward wildlife and the environment.

All of these activities will encourage our Royal Rangers to investigate and ask questions. We should not feel intimidated by such questions, but rather we should encourage and assist them in finding answers. We should encourage our Royal Rangers to take an active part in the various activities that will reinforce the importance of conservation.

Throughout all of this we should recognize that our vast natural resources are a priceless heritage. Abundant as they may seem, we must realize that they are not limitless and we have to use them wisely. As Royal Rangers leaders, we must set a proper example doing our part to conserve.

Contact your state Fish and Game Commission and Department of Natural Resources for information regarding programs available in your state. Other addresses for agencies listed in the article:

National Wildlife Federation
1412 Sixteenth Street
Washington, DC 20036-2266

Project WILD
P.O. Box 10060
Boulder, CO 80308-8060

Ecological Society of America
P.O. Box AB
Millbrook, NY 12545

Project H.O.M.E.

New Hampshire Fish & Game
2 Hazen Drive
Concord, NH 03301

National Audubon Society
950 Third Avenue
New York, NY 10022

American Forestry Association
P.O. Box 2000
Washington, DC 20013

Devotions for Boys

by Muriel Larson

Scripture verses cited from the New International Version

Making Choices

I can't decide whether to join the photography club or the drama club," Kevin says. "I like both, but they meet at the same time!"

"Ha! I have a worse problem!" Brad exclaims. "I don't know whether to go to Eric's party or Sharon's. I think there may be drinking at Eric's, but that's where all my friends are going."

"You think you have problems," Kenneth rejoins. "I still can't decide whether to take Angie or Jennifer to the banquet tomorrow night."

"Now *that's* a problem!" Kevin agrees.

During our teens we face some of the most important decisions we'll ever make: what and where we will study; whom we should hang out with; whom (and if) we'll date. Unfortunately, many such decisions are made without much thought or prayer, and choices are regretted later on.

How can you avoid some of these mistakes? If you're a Christian you have a supernatural source of wisdom: God. You can seek His will not only on big decisions, but on seemingly small ones too. He is interested in every detail of your life. As you pray, He will guide.

How does God guide us? He does it through the following:

Circumstances. You may have several colleges in mind to attend. Send for the catalogs and look them over. Consider their locations, their emphases. Send applications to several that appeal to you. Ask the Lord to open or close doors. Romans 8:28 says that things will work out for good for those who love God.

God's Word. You have a choice between several activities or classes (or girls or guys!). Would one fall more in line with what Scripture says? Does one obviously go against God's Word or pull you away from God? First Corinthians 10:31 says to do whatever you do for the glory of God. Which choice would glorify God more?

Common sense and "gut feelings." The Holy Spirit lives in every Christian. He guides every willing

heart down the right path (John 16:13). God promises in His Word that He will teach us which way to go and watch out for us (Psalm 32:8). But our hearts have to be open to His Spirit.

Advice from mature Christians. Proverbs 24:6 says we need many advisers to have victory. Now Solomon's son, Rehoboam, had a lot of people giving him advice, but he chose to listen to the wrong ones. The Israelite kingdom was split in two. Dedicated Christians will give us the best advice, for they are filled with the Spirit of God. Pastors, youth directors, parents, and commanders are usually good choices as counselors.

The Key: "Trust in the Lord with all your heart and lean not on your own understanding; ... acknowledge him, and he will make your paths straight" (Proverbs 3:56).

Six Free Holes

"Six free holes with a dozen doughnuts," reads a sign outside a doughnut shop located on the bypass highway of Greenville, South Carolina.

"Six free holes." Sounds funny, doesn't it? Of course, those who are familiar with doughnuts know that sign refers to the crispy balls of doughnut dough cut from the center when the doughnuts were made. Doughnut lovers, in fact, usually like them best!

But what are doughnuts made of? Refined white flour, shortening, sugar, and grease are the main ingredients. Are they nutritious? Far from it! Are they fattening? Yes! Are they good for your body or your teeth?

No!

But they do taste good when they're in your mouth, don't they? Most Americans have an addiction to sugar they don't even realize,

and it keeps them eating things they know are bad for them.

Unfortunately, most people in the world have an addiction to sin they know is bad for them, but they continue to indulge in it. They settle for "six free holes" and a dozen doughnuts in life when they could have a juicy, tender steak; fruits; and all kinds of delicious, spirit-building goodies.

What am I talking about? The "junk food" which the world and the devil offer us in contrast to the "milk and meat of the Word" the Lord wants to give us. The world and the devil offer things that appeal to our fleshly appetites. These things may look good and taste good. But after we've tried them, we find they were really nothing but holes that leave us feeling empty inside. A steady diet of that kind of "food" leads to decay and malnutrition, which can be fatal when carried too far.

Haggai 1:6 says, "You earn wages, only to put them in a purse [pocket] with holes in it."

Former drug addicts frequently state that they never dreamed they would become addicts. But when they did, every bit of money they could get hold of, honestly or dishonestly, went for drugs in itself an illegal activity. No one intends to get hooked like that.

One man got into the gambling habit when he was a teenager. It was a lark. Now he takes the money meant to pay bills and gambles it all away. His habit causes him and his family nothing but misery.

Another man got into the drinking habit in high school. It was "cool" and he wanted to be "tough and macho." Today he spends all of his money on alcohol. His marriage has broken up because his addiction caused his wife and children to half-starve.

The Lord Jesus told about the possibility of a life that doesn't have any empty holes, though. He said, "Sell your possessions and give to the poor. Provide purses for yourselves that will not wear



Devotions for Boys

out, a treasure in heaven that will not be exhausted, where no thief comes near and no moth destroys. For where your treasure is, there your heart will be also" (Luke 12:33,34).

If we set our affections on heaven, with eternity's priorities always in mind rather than earth's, we can provide ourselves with a treasure that will be ours for eternity (Colossians 3:2,3).

But even here on earth there are rewards for those of us who don't go for the "holes" the world offers. For one thing, we'll never destroy our lives or families if we put Christ first and follow God's will for our lives. For another, by living pleasing to the Lord, we will experience love, peace, joy, and help in times of difficulty—the very qualities the world searches for in cheap imitation things but never finds. Our hearts experience no empty feelings when we have Christ's fruit in our lives. This fruit is satisfying and nourishing. It gives real meaning and purpose to life.

Have you been settling for "free holes" when you could have God's "nutrition-packed" gifts? The free holes aren't really free; you pay for the doughnuts and the spiritual "flab." But God's blessings are yours for the asking along with a healthy spiritual life.

Four Great 3:16's

So you've received Christ as Savior. Ever wondered how to explain your decision to people who say they don't believe He is God or that He had to die for their sins? Maybe you're long on fervor for the Lord, but short on memorization. Believe it or not, there are four easy-to-remember "3:16's" that can help you tell anyone about Christ and what He did for you. And you'll always know where to find them.

John

John 3:16 is the first and most familiar. "For God so loved the world that he gave his one and only Son, that whoever believes in him shall not perish but have eternal life."

This is a keystone capsule of the entire Bible. Even if you know only this one verse, you can tell someone how to receive Christ. Author Eugenia Price, for instance, said she came to know Christ as Savior through this verse.

John 3:16 declares some of the most important truths in the Bible. God's amazing love for the world—which caused Him to sacrifice His only Son—is almost impossible to believe. But everyone wants to be loved. This truth may defy human understanding, but it gets through to all kinds of people.

But what if the person you're talking to doesn't believe that being God's only Son is the same as being God?

1 John

Check out 1 John 3:16: "This is how we know what love is: Jesus Christ laid down his life for us."

Look closely at this verse in both the King James Version and New International Version. The King James Version emphasizes that *God* laid down His life for us. Besides establishing clearly the fact that Christ is *God the Son*, the verse tells us that this is another proof of His great love for us.

1 Timothy

Now take a look at 1 Timothy 3:16: "He [God *the Son*] appeared in a body, was vindicated by the Spirit, was seen by angels, was preached among the nations, was believed on in the world, was taken up in glory."

The Bible never contradicts itself. We know from the Gospels of Matthew, Mark, Luke, and John that only Christ could be described by this verse. John 1:1 and John 1:14 teach the tremendous truth that God "became flesh and lived for a while among us."

The Godhead is truly a great mystery (see Colossians 1:26, 27; 2:9). Throughout the Bible God asserts His oneness as God and Savior (see Isaiah

43:11; 44:6). And in the New Testament we find that the Holy Spirit is identified as God (see Acts 5:3,4). The only possible explanation for this and the only way to understand how God, Jesus, and the Holy Spirit can all be one and the same Person is to believe in the Trinity: that God is three Persons in one. This marvelous continuity and inner integrity of the Scriptures is another proof of its divine inspiration.

2 Timothy

The last 3:16 gives added validity to the first three. It's 2 Timothy 3:16, and it clearly affirms the Bible's authority. "All scripture is God-breathed and is useful for teaching, rebuking, correcting, and training in righteousness." This verse also explains why the Bible is the best tool you can use in helping others discover new life in Christ. God gave us His Word to do His work.

These aren't the only verses you can use to show someone how to receive Jesus Christ, or to answer some of their questions. But they can give you a solid place to start. Of course, an essential ingredient to any verbal witness is your silent testimony. If people can't see how knowing Christ has made a difference in your life, they may not want to know Christ. They won't believe there is any reason to.

You don't have to feel lost when trying to witness or stumble around for the right verse. Memorize these four great 3:16's. They're easy to remember, easy to find, and easy to use.

Royal Rangers Decade of Harvest

Earmark your calendar for the dates scheduled for the Royal Rangers Decade of Harvest prayer and fasting days. The first Saturday of every month has been designated a day of fasting and at least 1 hour of prayer for the Royal Rangers Decade of Harvest efforts.

June	July	August
1 2 3	1	1 2 3 4 5
4 5 6 7 8 9 10	2 3 4 5 6 7 8	6 7 8 9 10 11 12
11 12 13 14 15 16 17	9 10 11 12 13 14 15	13 14 15 16 17 18 19
18 19 20 21 22 23 24	16 17 18 19 20 21 22	20 21 22 23 24 25 26
25 26 27 28 29 30	23 24 25 26 27 28 29	27 28 29 30 31
	30 31	

New Rangers Resources Available!

Order by calling

1-800-641-4310

Urban Commanders Training Guide

Cost: \$5.30

Item 729NZ009

A 66-page training manual that offers new insights to penetrating urban America with the Royal Rangers ministry

The handbook includes the requirements for earning the 22 new achievement badges, available through Gospel Publishing House.

Urban Rangers-Dallas, Chicago

Cost: \$5.00

Item 729NZ052

Highlights urban Royal Rangers outposts in Dallas and in Chicago

The video is ideal for promoting the ministry's involvement in the inner cities as well as for encouraging churches to raise funds for inner-city outposts.

Insight Group Commander's Guide

Cost: \$9*

Item 729NZ049

Insight Group Ranger's Guide

Cost: \$7*

Item 729NZ050

Provides 13 sessions, which can be used in groups Pioneers age or older, that are ideal for monthly meeting features or a weekly 30-minute values/Bible study

The 104-page commander's guide instructs the leader how to use the curriculum along with the materials that are presented in the *Ranger's Guide*. In addition to Bible studies, the curriculum addresses issues such as trust, the trap (substance abuse), peer care, Christ-esteem, making decisions, and dating relationships.

Victor's Victories

Cost: \$18

Item: 729NZ057

For Straight Arrows and Buckaroos commanders: Contains 13 stories with Bible studies and discussion topics that address issues today's young boys face: the single-parent home, death is not the end, controlling anger, peer pressure and gangs, friendship, the importance of winning, and much more.



* Order 10-19 copies of each and save 10 percent or receive a 15 percent discount for ordering 20 or more of each.



LEMUEL AT LEFT

Children are suffering from child abuse—physically and/or sexually. Others must live on the streets without a home. Some children are even stunned by the ravages of war.



CHILDREN'S CHOIR

Because we want children to be grounded in God's Word, we have developed a Spanish doctrinal course for kids ages 9-12. It's called *Foundations for Faith*. The course teaches about salvation, sin, healing, and water baptism.

This course is ready to be printed, but we need funds to help cover the cost of producing it. Can you and your outpost help? Ask your commander how your group can give to our ministry, so that thousands of boys and girls in Latin America can learn about God.

You can also help by praying. At your next Rangers meeting, remember our team in prayer. Also, pray for the millions of children in Latin America and the Caribbean who do not know Jesus as Lord. Pray that God will move the church leaders in that region to evangelize children as never before.

Let's believe God that this *generation* of children in Latin America will be touched for Him. Together our team, your help, and God's Spirit can make this possible. ☸


For further information on *Generation XXI* and how to support this ministry, write P.O. Box 10444; Springfield, MO 65808, or call (417) 889-4994.



CHOIR-ALTAR TIME

A MOUNTAIN TOP EXPERIENCE

by Darrell Smith, Peninsular Florida District



id
yo
lik
19
us
h
tr
ra
fr
na
Bl
wh
M
se
ag
ca
he
St
in
hi
Ri
fe
se
fr
an
tin
in
fo
or
Cl
Th
vi
ar

Summer's here again! Now's an ideal time to go hiking. Perhaps your outpost can plan a hiking trip like the one I had coordinated in 1990.

That year was special to those of us from Florida who went on the hike. Why? This trip followed our trip to the International Camporama in Missouri. We were gone from home 17 days.

On a Sunday following the International Camporama, we arrived at Black Rock Mountain State Park, where we met another group from Miami, Florida. Upon arrival we set up camp and discussed our trip agenda.

The next morning we struck camp, loaded our vehicles, then headed toward Mount Mitchell State Park. Mount Mitchell, located in western North Carolina, is the highest peak east of the Mississippi River—with an elevation of 6,684 feet.

Upon arriving we unloaded and set out to Mable Camp Bald for the first night on the trail. The weather and temperature are the same this time of year as at Mount Mitchell in Canada. The mountain has a forest of Fraser fir. The fragrance on the trail is similar to that of a Christmas tree you would buy. There we took in the awesome views.

As evening approached we arrived at Mable Camp Bald and



set up camp. As the temperature dropped, we secured the camp and warmed ourselves with a campfire.

As the sun shown on that next beautiful day, which followed a rainy night, we could see just how far we had hiked. For the next 2 days, we hiked the mountain area and took in God's wonderful creation.

By Wednesday we decided to head to the Linville Gorge Wilderness area about 12 miles away. This area is 14 miles long and has been used in movies and on calendars.

The elevation at the Linville Gorge is at the highest only about 3,000 feet. The rhododendron and azaleas were in bloom. What a sight to walk down a trail surrounded with white and lavender flowers!

Next we headed to Spence Ridge trail to visit Linville River. Upon our arrival at the river, we picked out a campsite off the trail and started dinner. What a blast we had at the river the following day!

By lunchtime we stopped for a meal and shared about the events of the day. Then we headed to Shortoff Mountain. That night we set up our final campsite before heading home. There around the campfire, sitting beneath the beautiful sky, I shared from Joshua 3:4.

Following the devotional, everyone took turns sharing about the sites they had enjoyed throughout the hike.

A trip they soon will not forget. 🌐

Keeping Track of Yourself

by M. Larson

Keeping track of your wisest and worst decisions in a journal will help you be aware of where you're heading.

If you haven't already done so, now is a good time to start keeping a journal. It wouldn't be the same as a diary, in which you simply record the events of each day. A journal is much more than that. It is a record of your thoughts, Scripture verses, quotes, and other things that mean something special to you. It could be a record of things someone has said to or done for you.

You might be thinking, *Well, I'm not much of a writer.* Your journal is not for public consumption, so you can just relax and start writing what comes to your mind. A side benefit of this venture might be that your writing skills will improve, and those skills always come in handy.

What else might a journal do for you? It could help you, for example, develop habits of reflecting and meditating on the Lord. Face it, most people are just too busy to stop and think. But if you sit down and try reflecting on various experiences and thoughts you have had, you might find it profitable. In fact, many writers have discovered their greatest ideas for stories and articles in their own journals.

How can you prepare to write in your journal? What will you write about? Consider the following suggestions:

1. Start with prayer and a short Bible reading. Ask the Lord to guide you in your thinking, to show you where you could have improved your thinking that day. Perhaps you got a poor grade on your history test. Did you spend the rest of the day worrying? Or did you trust the Lord and determine to study more the next time? Maybe someone hurt your feelings. Did you make yourself miserable by holding a grudge?

Record these things in your journal, along with the insights you have gained through examining them with God's guidance.

How can reading the Bible help you with your journal? You might be amazed at the new insights you can gain from reading or hearing familiar passages of Scripture. You have asked the Lord for guidance. As you read depend on Him to open your eyes to new knowledge. Record in your journal any new understanding you receive. Through this exercise you can learn to note special spiritual influences—like a Scripture verse, a Royal Rangers lesson, or a person who has reflected Christ. By keeping a journal, you will become more aware of blessings, experience the thrill of those blessings, and learn to praise God for them.

2. Reflect and meditate.

What did you learn today? Did it make you a better, wiser person? Or would something you did today hurt your life, or someone else's, in some way? Many people do and say things without thinking. Reflection can help you overcome that tendency.

Reflection and meditation can save you from a life of misery and lead you to a life of joy in the Lord. Keeping track of your wisest and worst decisions and actions will help you be aware of what you are doing and where you are heading. Keeping a journal will make this process a regular habit and help keep you on the highest and best path for your life.

3. Evaluate your decisions. What do you want to do with your life? Based on your experiences today, what decisions did or should you make?

Did your mom get on your case for a messy room? Did your dad ground you for something? Did you blow your top at your brother or sister? Did the Lord

speak to your heart about making any changes in yourself?

Whenever you can prayerfully examine your life and actions and perceive ways in which to improve, you become a happier person. Record those moments in your journal. From time to time, go back and remind yourself of the good decisions you have made, and note any you should change.

4. Think about serving the Lord.

Did you have an opportunity to witness or to do a kind deed today? If so record it, along with a description of your feeling about the experience.

If you realize the great value of helping others come to know Christ, why not see if you can talk to someone each day about Him? On the days when you do, put a star in your journal and write about the encounter. This will help you be aware of witnessing opportunities and take advantage of them.

You might also determine to do something kind each day, then write about it in your journal. Jesus has done so much for you. What a privilege you have to do something for Him!

You could decide to pray specifically for one person daily. Then record that person's name and your prayer request in your journal. Seeing a specific prayer answered helps you realize the great value of praying for others and for yourself.

Keeping a journal can play a powerful role in your becoming a stronger Christian—one to whom the Lord Jesus will someday say: "Well done, good and faithful servant! You have been faithful with a few things; I will put you in charge of many things. Come and share your master's happiness!" (Matthew 25:21, NIV). In the meantime, you will have the joy of writing your own personal record of life on earth.





leave a campsite better than we find it.

We can practice low-impact camping—that is camping and practicing outdoor skills while having the least impact on the environment. Here are examples of low-impact camping:

1. Take advantage of established campsites, being careful not to cut green vegetation or trees.

2. Avoid causing soil erosion by not digging trenches around tents, limit the number and location of

THE IMPORTANCE OF CONSERVATION

by James Kennedy, FCF field advisor

Conservation is an important part of Royal Rangers. Conservation is simply using our natural resources in such a way that we will have what we need for as long as possible.

The Word of God tells us in Genesis 1:26 that God made man in His image and gave him dominion over all the earth and everything upon the earth. If for no other reason than that, we should realize that we must use our natural resources wisely.

We Rangers have a challenge before us: to protect this heritage and fulfill God's commandment

for us to have dominion and to be good stewards of those things He has entrusted to our use.

The importance of conservation is very basic: If we fail to protect and use wisely our natural resources, we will waste them. As Royal Rangers, we must set a proper example, doing our part to conserve.

- We must plan our activities to take advantage of and protect our resources.
- We must plan what we will take camping and hiking, proper disposal of trash, bringing out and recycling those things that can't be disposed of at the campsite.
- As Royal Rangers we should

campfires, and restrict hiking to established trails.

3. Remember, leave the campsites and trails cleaner than they were found.

Excellent advice is found in Matthew 7:12: "Therefore all things whatsoever ye would that men should do to you, do ye even so to them." Our own *Adventures in Camping* speaks of outdoor manners that we need to know and follow.

We need to begin thinking of practicing good conservation, in any setting, as a "six-step" process. The steps are simple:

Step 1: Plan all activities to take advantage of and protect our resources.

Step 2: Utilize established campsites; don't cut green vegetation or trees.

Step 3: Avoid soil erosion by **not** digging trenches around tents.

Step 4: Limit the number and location of campfires. Build in-ground fires only in authorized areas.

Step 5: Restrict hiking to established trails.

Step 6: Properly dispose of



continued from page 13

trash—recycle where possible.


By following these simple steps, we can develop good conservation habits that will help us in protecting our environment.

We need to get involved in various activities that will reinforce the importance of conservation. We can establish a recycling effort

within our outposts or take part in a cleanup program to restore areas to their original state.

If no cleanup programs exist, start one. The National Audubon Society, National Wildlife Federation, the American Forestry Association, the state Game and Fish Commission, and the state Department of Natural Resources

are a few of the places that can provide information on conservation and projects to get involved in.

Conservation is an important part of the Royal Rangers ministry. Let's realize our responsibilities to God and man—to God by being a good steward and to our fellowmen by protecting and using wisely our natural resources. 

NO-TRACE USE

by Darrell Smith, Peninsular Florida District

It's important to learn how to be a "no-trace hiker." Learning use of back country travel and camping skills will help reduce your impact upon the environment. Respect the rights of those you meet along the way and those who follow you. When you find trash on the trail, pick it up and pack it out.

Selecting a Campsite

Select a site not seen from the trail or any other campsites. Avoid camping near springs and main trails. A campsite should be at least 100 feet from these.

- Avoid campsites that have been overused.
- Never cut green trees and vegetation or destroy plants.
- Never dig deep holes or trenches.
- Wear lightweight, soft-sole shoes around a campsite.
- Avoid building campfires, or make only small fires in safe places using only dead and down wood.
- Never wash dirty dishes, clothes, or yourself directly in a stream or spring.
- Use biodegradable soap and dispose of wastewater at least 100 feet away from water supply.
- Bury human waste 6 inches deep and at least 100 feet from water.

- Stay as quiet as possible.
- Leave pets at home.

Minimize Impact on Campsite

- Pick up every trace of litter.
- Drown campfire and do away with all evidence of it.
- Erase any fire rings left by others.
- Replace any scattered twigs and leaves cleared for a sleeping area.
- Pack out all garbage.
- Check for any evidence that you were there.

Setting out on the trail to find the proper campsite should be planned carefully. Not only do you follow the "no-trace use," but before you even hit the trail a trip plan is important.

1. You need to plan where you are going.
2. If someone owns the property, obtain permission before entering property.
3. Fill out permits for trail if they are required.
4. Leave a trip plan with someone in case something should happen while you are out on the trail.

Campfires

It's best to go without an open fire. Use a backpacking stove instead. However, if you build a fire, use these simple steps:

1. Use an existing fire ring.
2. If no fire ring exists, choose a site with little or no vegetation.
3. Keep fires small.
4. Burn only dead and down wood.
5. Never leave a fire unattended.
6. Burn all wood to ash.
7. Never build a fire on a windy day.

Erase Your Campfire

1. Drown the fire with water and stir.
2. Feel with your hand to make sure the fire is out.
3. Remove unburned foil and plastic and pack them out.
4. If you used an existing fire ring, clean out the cold ashes and scatter or bury them.
5. Return any rocks you may have used to their original location.
6. Scatter unused firewood in the forest.

Did you know how long trash lasts ?

Items	Years
Aluminum Cans.....	80-100
Leather	50
Nylon Fabric	30-40
Plastic Bags	10-20
Plastic Coated Paper	5
Orange/Banana Peels ...	2
Plastic Bottles	Indefinitely

Comedy CORNER

A father gave his two sons, ages 5 and 7, their first pair of roller skates. Both boys quickly put on their new skates. The 7-year-old, Tim, got along fairly well and was soon able to skate around the block. But Bobby, the 5-year-old, was not as well coordinated. After several tries to just stand up—as he watched, in between falls, his brother gliding by—the young boy crawled on hands and knees to his dad and said sadly, “How come you gave Tim the good skates and me the dangerous ones?”

The father and mother looked sadly at their son’s report card as he stood beside them, head bowed.


“How come you get such low grades?” asked the father. “Robert down the street gets A’s and B’s.”

The boy looked up quickly: “That’s different; he’s got smart parents.”

A small boy, after being scolded by his parents, told his younger sister, “I’ll never understand grownups, even if I live to be 10!”

Martha J. Beckman
Granada Hills, California

“I do more than my share of the work around here,” stated the worker, hoping to get a raise in



“WELL...WOULD YOU RATHER IT WERE VICE-VERSA?”

pay. “I do the work of two men!”

“Don’t undersell yourself,” grinned his boss. “You do the work of three men: Moe, Larry, and Curly.”

An anteater, what did he do, when an army of ants he did view? With an appetite small, he could not eat ‘em all; he just ate a battalion or two.

The rain falls on the just and unjust ... but it seems to fall mostly on people who are on vacation.

Couch Potatoes: One potato, two potatoes, three potatoes, four Mom and Dad sharing the couch, their kids sprawled on the floor.

Modern Prodigal Son: Their prodigal son had returned. They were overjoyed he came back. But since they had no fatted calf to kill, they treated him to a Big Mac.”

Dominic Procopio,
Weymouth, Massachusetts



“PLEASE EXCUSE JIMMY FOR BEAN ABSUNT YESTERDAY,...SIGNED, HIS MOTHER”



**WEARIN'
&
SHARIN'
it**

Promote Royal Rangers wherever you go with these excellent shirts. Can't make up your mind? Get two!

ROYAL RANGERS T-SHIRT, Left Front

Emblem. Emblem appears on upper left chest. 50% polyester /50% cotton.

Boys S, 6-8	08RF0700	\$6.50
Boys M, 10-12	08RF0701	\$6.50
Boys L, 14-16	08RF0703	\$6.50
Adult Small	08RF0704	\$7.50
Adult Medium	08RF0705	\$7.50
Adult Large	08RF0706	\$7.50
Adult X-Large	08RF0707	\$7.50
Adult XX-Large	08RF0723	\$8.50

ROYAL RANGERS T-SHIRT, Center Emblem.

Emblem on front. 50% polyester/50% cotton.

Boys S, 6-8	08RF0253	\$6.50
Boys M, 10-12	08RF0255	\$6.50
Boys L, 14-16	08RF0256	\$6.50
Adult Small	08RF0257	\$7.50
Adult Medium	08RF0258	\$7.50
Adult Large	08RF0259	\$7.50
Adult X-Large	08RF0260	\$7.50
Adult XX-Large	08RF0298	\$8.50
Adult XXXX-Large	08RF0316	\$9.50

STRAIGHT ARROWS T-SHIRT. Red banding at sleeves and neckline. Straight Arrows and Royal Rangers emblems on front. 50% polyester/50% cotton.

Boys XS	08RF0660	\$6.50
Boys S, 6-8	08RF0661	\$6.50
Boys M, 10-12	08RF0662	\$6.50
Adult Small	08RF0788	\$7.50

Adult Medium	08RF0789	\$7.50
Adult Large	08RF0790	\$7.50
Adult X-Large	08RF0791	\$7.50
Adult XX-Large	08RF0792	\$8.50

BUCKAROOS T-SHIRT. Yellow banding at sleeves and neckline with the Buckaroos and Royal Rangers emblems centered on front. 50% polyester/50% cotton.

Boys S, 6-8	08RF0663	\$6.50
Boys M, 10-12	08RF0664	\$6.50
Boys L, 14-16	08RF0665	\$6.50
Adult Small	08RF0793	\$7.50
Adult Medium	08RF0794	\$7.50
Adult Large	08RF0795	\$7.50
Adult X-Large	08RF0796	\$7.50
Adult XX-Large	08RF0797	\$8.50

PIONEERS T-SHIRT. Red, yellow, and blue triangles; a blue and white Royal Rangers logo; and "Pioneers" spelled across the front in yellow and red. 50% polyester/50% cotton.

Youth, 10-12	08RF1100	\$6.50
Youth, 14-16	08RF1101	\$6.50
Adult Small	08RF1102	\$7.50
Adult Medium	08RF1103	\$7.50
Adult Large	08RF1104	\$7.50
Adult X-Large	08RF1105	\$7.50
Adult XX-Large	08RF1106	\$8.50

TRAILBLAZERS T-SHIRT. Red, yellow, and blue circles; a blue and white Royal Rangers logo; and "Trail Blazers" spelled across the front in red and blue. 50% polyester/50% cotton.

Youth, 10-12	08RF1107	\$6.50
Youth, 14-16	08RF1108	\$6.50
Adult Small	08RF1109	\$7.50
Adult Medium	08RF1110	\$7.50
Adult Large	08RF1111	\$7.50
Adult X-Large	08RF1112	\$7.50
Adult XX-Large	08RF1113	\$8.50

ROYAL RANGERS STARBURST T-SHIRT. Ash gray T-shirt features the Royal Rangers logo and "Royal Rangers" spelled out in red and blue on the upper left chest. 50% polyester/50% cotton.

Youth, 10-12	08RF1053	\$6.95
Youth, 14-16	08RF1054	\$6.95
Adult Small	08RF1055	\$7.95
Adult Medium	08RF1056	\$7.95
Adult Large	08RF1057	\$7.95
Adult X-Large	08RF1058	\$7.95
Adult XX-Large	08RF1059	\$8.95

MORE RANGER SUPPLIES

ROYAL RANGERS BASEBALL CAP. Navy blue with a polyester front and nylon mesh back. Features the full-color emblem on front. Adjustable, one size fits most. **08RF0254 \$7.95**

SPORTS BOTTLE. Pop-open beverage bottle. The Royal Rangers' logo is featured in white on a blue background. 20 oz. **17RF0344 \$3.95**

ROYAL RANGERS NEW TESTAMENT. Features a dark blue leather-look cover with: Golden Royal Rangers emblem on cover, Royal Rangers Code, Motto, and Pledge, Presentation Page, Plan of Salvation Scripture, Bible paper. 2 7/8" x 4 1/2"
KJV **01RF0411 \$3.25**
NIV **01RF0694 \$3.25**

Call toll free
1-800-641-4310

(\$5 minimum)

Fax toll free
1-800-328-0294

(U.S. only, \$5 minimum)

International Fax
1-417-862-5881



GOSPEL PUBLISHING HOUSE
1445 Boonville Avenue
Springfield, MO 65802-1894

Postage and handling charges: Less than \$10.00, 15%; \$10.00-\$49.99, 10%; \$50.00-\$99.99, 8%; \$100.00 or more, 7%. State sales tax: CA, 7.25%; MO, 5.975%. For shipments outside the U.S., actual postage costs are billed. Prices are subject to change without notice. All orders subject to credit approval. MasterCard, VISA, and Discover accepted. Please provide card number, signature, and expiration date.

