

HIGH ADVENTURE

LEADER
EDITION

A Royal Rangers Magazine For Boys

FALL 1995


Fill'er Up!



The Importance of Learning First Aid


The Road to Achievement

Stop, Drop, & Roll






6



10



11

HIGH ADVENTURE

Feathered Foe

3

Importance of First Aid

5

Rascal Rangers

6

Will You Come?

8

Fill'er Up!

10

Major Bummer

11

Stop, Drop, & Roll

13

Road to Achievement

14

KEN HUNT, National Commander/Director of Publications

MARSHALL BRUNER, Editor

JIM ERDMANN, Technical Editor

DONNA JESTER, Editorial Assistant

LARRY BANGLE, Art Director

DAN SATTERFIELD, Designer

TERRY RABURN, National Director, Division of Church Ministries

HIGH ADVENTURE—Volume 25, Number 2 ISSN (0190-3802) published quarterly by Royal Rangers; 1445 Boonville Avenue; Springfield MO 65802-1894. Subscription rates: single subscription \$1.75 a year; bundle (minimum of five subscriptions, all mailed to one address) \$1.50 a year. © 1995 General Council of the Assemblies of God, Inc., Gospel Publishing House. Printed in USA second-class postage paid at Springfield, Mo. POSTMASTER: Send address changes to High Adventure, 1445 Boonville; Springfield, MO 65802-1894.

Feathered Foe

by F. C. Matranga

Marko felt proud as he drove the flock of 90 sheep up the hill to pasture. Now 14, he wanted to be a shepherd like his big brother Mitry. Marko had helped Mitry tend his flock before, but this was the first time Marko had been able to take the sheep out alone. Along his side was his companion dog Karabash.

If Marko proved himself a worthy shepherd, other villagers would entrust him with their sheep.


Marko had been cautioned to see that the lamb stayed close to its mother.

Marko had promised to keep an eye on the lamb, for he longed to be one of the guardians over the 10,000 sheep that grazed the rugged hills of a European village.

As Marko headed out to the pasture, he paused often to watch the sheep climb up the slope. Whenever one strayed too

reached the first meadow. Hearing a rush of wings, he glanced up. The eagle was there again. It swooped toward Marko, so close he felt a breeze from its great wings. With a gasp, Marko dived for the ground.

As the eagle circled overhead, Marko stood up, trembling. *What will I do if the eagle decides to attack the lamb,* Marko thought in fear. He had



Overhead a golden eagle glided along the blue sky. Marko glanced up at it, frowning. He hated birds of prey. Once an eagle had killed his pet lamb. Since then a fear of eagles haunted him, even in his dreams.

Marko walked over to Rosa and her lamb. This was the lamb's first day out to pasture.

far left or right, he whistled to Karabash, who would drive it back into the flock.

Marko and the sheep

not told anyone about his fear—not even Mitry. A shepherd is supposed to be brave; the safety of his flock depended on him.

"Please, Lord, help me be brave if the eagle comes again," Marko prayed. Marko and Karabash moved the flock

to the next meadow. There on the soft, green grass, Marko settled the flock to graze and sat down to eat his lunch.

After a time Marko lay down, intending to stretch out for a few minutes. The next thing he knew, something was tugging at his trousers. It was Karabash, growling and barking furiously.

"What's wrong, boy?" The dog led Marko to Rosa. She was bleating anxiously. What Marko had feared had happened. Her lamb was gone!

"Oh, God, what will I do?" Marko cried out to the Lord, nearly in tears. Then he remembered the Lord had said in the Bible that if a man had a hundred sheep but one was lost, he would leave the 99 to search for the 1 that had strayed.

"Of course," Marko exclaimed. He turned to Karabash and quickly blurted, "I must trust the flock to you while I go search for Rosa's baby."

Off Marko ran, circling the meadow, looking behind bushes, then off to another meadow. Marko stopped to catch his breath and looked into the sky. The eagle was flying overhead. Marko then realized the bird had not yet discovered the missing lamb.

In a frantic search, Marko scurried up a hill above the meadow. Marko walked to the edge of a cliff and peered

down at the meadow below. Marko couldn't believe his eyes at first, but there it was: the lamb frisking about below. Marko was so excited he couldn't even shout.

As Marko ran toward the lamb, he glanced anxiously at the sky. His heart skipped a beat; the feathered foe had spotted the lamb, too! From a distance Marko saw the eagle dive toward the meadow. Its beak and talons were razor-sharp, which could easily rip open the flesh of a lamb.

"I can't fight that thing," he said, nearly breathless from running.

The eagle was directly overhead now—the lamb bleating for its mother.

Suddenly, Marko felt a bolt of courage. "Today I am the shepherd," Mark said aloud. "I *must* save it!" With those words Marko recalled the story of little David slaying the giant Goliath. "Okay, Lord, let's go," he said huskily.

Marko and the eagle reached the terrified lamb at the same time. As the curved talons closed over the lamb, Mark swung his shepherd's crook at the eagle.

In spite of the blow, the determined eagle held tightly to its victim. Marko swung

again and grazed the bird's head. This time it released its deathly grip with a protesting squawk.

With its nearly 6-foot wingspan, the eagle lifted its massive body in flight. Then it dived at Marko. He felt a searing pain across the side of his head as warm blood trickled down over his ear.

Though stunned, Marko managed to fight back. Again he swung at the bird with his crook, this time landing a stiff blow. The startled eagle screamed in pain as it withdrew from battle.

Marko stood watching its flight into space. He had fought his dreaded foe and won.

As he wiped the blood from his head, Marko felt sweet triumph. Lifting his arms heavenward, he shouted joyously, "Thank You, God!"

Marko found the lamb huddled behind a rock. He stooped to secure the tiny lamb in his shaking arms. Holding it safe and snug, Marko walked up the hill to the meadow where faithful Karabash guarded Mitry's flock.

Today God had given Marko victory over his worst fear. Tomorrow he would have a flock of his own. 🌐

1996

National Rendezvous

A chance of a lifetime!

For members of the Frontiersmen Camping Fellowships
"Lighting the Wilderness" (John 8:12)

Date: July 15-19, 1996

Place: Camp Eagle Rock
Eagle Rock, Missouri



Have you joined FCF? Ask your commander how you can join this elite group of boys and men who are the spiritual leaders of Royal Rangers.

The Importance of Learning First Aid

by Jim Kennedy,
FCF Field Advisor

Have you been training in first aid? Doing so could save another person's life...or even your own.

Imagine for a moment: Your mother sends you to the grocery store. While you're in line waiting to check out, the elderly gentlemen in front of you gasps, clutches his chest, and falls to the floor. He begins to turn blue and stops breathing. What should you do?

Each year multiplied thousands of Americans die unexpectedly. One of the most common causes of death is heart attack. In many cases a person may be saved ... if someone noticing the victim knows CPR (cardiopulmonary resuscitation).

First aid training helps us be safety conscious at home, at school, on the streets, and at play. This awareness helps us avoid situations that cause accidents. It also helps us understand the effects of injuries and why we should work hard to prevent accidents. In every situation we must be *ready*!

Three Good Reasons for Knowing First Aid

ONE: Knowing first aid could mean the difference between life and death.

TWO: Knowing first aid could make the difference between temporary and permanent disability.

THREE: Knowing first aid could be the difference between rapid recovery and long-term hospitalization.

First Aid Training Provides Opportunities


HELPING OTHERS: There is no greater satisfaction than relieving suffering or saving the life of someone.

SELF-HELP: Being "ready" means you can help yourself, if necessary, by administering self-aid or by directing others how to administer first aid to yourself.

PREPARATION FOR DISASTER: Knowing what to do helps to avoid panic. During a disaster, your first aid training can make you "ready" to organize and to assist others during disaster relief efforts.

You will also be given numerous opportunities to share your faith in Christ Jesus with those in need.

So have you earned your First Aid Merit? Now the new Advancement Trail enables boys Pioneers age or older to earn merits. If you are a Pioneer and have completed your recruit requirements, you can begin working on the First Aid Merit or any merit of your choice.

Begin now. Earning your First Aid Merit may make the difference between life and death of someone in need. 

Why First Aid Training Pays

by Jim Kennedy, as told by Frank Pettis

Recently I was discussing the importance of first aid training with a dear Christian brother, Frank Pettis. Frank has been involved in Royal Rangers for over 20 years and has served in a variety of positions in Royal Rangers.

Frank related to me two events that reinforce why first aid training is important.

One evening as Linda, Frank's wife, was sitting in the den, watching television and eating an apple, she became choked. Their son Shelton was in his bedroom. He had recently completed first aid training with Outpost 193 in Orlando, Florida.

Linda realized she could not dislodge the piece of apple and needed help. She went to their son's room and began making signs that she was choking. Shelton immediately went to his mother, turned her around, and performed the Heimlich maneuver. The apple dislodged.

The second event occurred with Frank at his job. As Frank was eating lunch, he became choked on a piece of meat. As he began to cough, he noticed several people laughing as he choked. When he could not clear his throat, he began to panic. As he made the sign of choking to his coworkers, they did not take him seriously.


Frank realized he had to save himself. He began to apply the Heimlich maneuver to himself. After several attempts, Frank dislodged the piece of meat. Not until then did his coworkers realize Frank was in trouble. If he had not known how to apply self-aid, Frank may have choked to death instead.

These two events are excellent reasons why we need first aid training. We never know when we may have to apply the things we have learned in Royal Rangers. Remember, always be *ready*!

RASCALS



BY: ROBBHAWKS & DAVID SMITH





I'VE GOT MY COOKING
WORK ON THE BACK OF THIS
HOT DOG NAPKIN.... AT
LEAST I DID! IS IT UNDER
THE KETCHUP SMEAR.
IT'S HERE SOMEWHERE!

I KEPT MY WORK IN MY
POCKET. IT'S A LITTLE SWEATY.

MY WORK IS READY
AND ORGANIZED.
EACH AWARDS WORK
IS KEPT IN A LARGE,
YELLOW ENVELOPE.

ALL MY WORK
IS PLACED IN
A LOOSE-LEAF
BINDER. I EVEN
HAVE POUCHES TO
STORE ITEMS IN.

Ecclesiastes 9:10 (NIV)

"Whatever your hand finds to do, do it with all your might."

Will You Come?

by Rev. Mike Smiddy,
Outpost 72, Cincinnati, Ohio

“Will you come?” asked the pastor’s wife, who was calling me from Salyersville, Kentucky. “Will you come to our church with your ministry team and hold a crusade for our children?”

That morning as I sat at my desk, my heart began to sink as I kindly told her we couldn’t help this year. I had already planned our summer outreach, and it was not to Kentucky.

We were planning to minister at an Indian reservation in Cherokee, North Carolina. As it turned out, our trip to Cherokee was canceled and we were able to minister in Salyersville.

Our ministry team consisted of myself, a Rangers commander, my son (who’s a Trailblazer), four Mission-


dren’s crusades every day at two different churches.

Our days were long—12 to 14 hours—with just a few hours in between for rest. Every team member was given a specific ministry assignment: clowns, soloists, puppetry, sound man, leaders of worship, door-to-door witnessing, and cooking and cleaning.

Our team started each day with prayer and a devotional. Once at the church, our routine was to set up our equipment, do door-to-door witnessing, have our children’s service, then tear down the equipment to prepare for the next children’s crusade.

After a few enjoyable hours, our team was off to the next church for our evening service. Our nights always ended by reflecting on the day’s events as team members would share a devotional.

Following one of our services, my son shared his observation about what had led us to Salyersville: “I know why we are here. The churches were praying that we would come, and God felt the need for us to




be in Kentucky. And, oh yeah, Dad, we ended up ministering to the Indians after all. Two boys that received the Lord during our services are Cherokee Indians.”

Our excitement is in the fact that 60 people, young and old, were led to the Lord or to a recommitment to Him. The Lord really knows how to plan a trip. To God be the glory!

A week after our trip, I was at my familiar post: in my office sitting at my desk. This time I was reflecting on our trip, and the Lord reminded me of the Scripture verse in Isaiah 6:8: “Then I heard the voice of the Lord saying, ‘Whom shall I send? And who will go for us?’ And I said, ‘Here am I. Send me!’” (NIV).


So why did I share this story with you? Hopefully you and your commanders will be challenged by the Lord’s calling to be a part of the Great Commission—witnessing to others about their need for Christ. Your mission field may not be Kentucky or an Indian reservation in North



ettes, and four ladies from our church (who are great prayer warriors). We left our church realizing that God, not us, was the One planning this trip. The Lord provided the opportunity for us to hold chil-

HIGH ADVENTURE LEADER

FALL 1995
A Royal Rangers Magazine For Leaders



*Marshall Bruner
National Public
Relations Coordinator*

Fanning The Flame

2

News

3

Your Outpost Planning Guide

6

Crafts To Encourage Advancement

11

Intro To Leadership

12

Royal Ranger With Jesus

13

Let's Have An Advancement Camp-out

13

Devotionals for Boys

14

One-on-One

Let me encourage you to keep up the good job! Perhaps you need some encouragement, so read on.

You probably have or have had a boy like this in Royal Rangers: He was loud, rambunctious, disruptive—always wanting to be the center of attention. I soon learned that this Buckaroo was causing such commotion for a simple reason: he was starving for love and attention; he needed someone to care for him.

Unfortunately, this was not the first boy like this I have encountered, nor will he be the last. To that I say, "Praise God!" Why? Because these are the boys who need us most. Royal Rangers is a viable evangelism ministry that was developed to "minister" to boys who need to learn of Christ by seeing Him through godly men. We are called Christian role models.

The next time you become frustrated at a Royal Ranger or if you ever wonder if your efforts are worth it all, think of this:

Who would have imagined that a group of fishermen would be chosen by Christ to boldly proclaim the gospel message? Who would have thought that a shepherd boy would be the chosen one to slay the champion Philistine Goliath? And who could contemplate that the one who persecuted Christians would become the greatest missionary the world has known?

You see, in every Royal Rangers group you never know whom you're going to reach. Could be a Charles Spurgeon. Could be a D.L. Moody. Could be a Billy Graham. The difference is made when someone really cares. That's what speaks to boys' hearts!

The apostle Paul puts it all into perspective in this simple verse: "He said unto me, My grace is sufficient for thee: for my strength is made perfect in weakness" (2 Corinthians 12:9).

It is through God's grace that we, in our weakness, can be used mightily to lead boys to Christ and to develop them into future leaders. Your Rangers need to realize this same truth—that God uses the weakness of man [of boy] so that He may be fully glorified. He can even use me!

Perhaps this editorial can best be summed up with these words: I pray that you fully understand the importance of your Royal Rangers ministry. It is not a baby-sitting service or a place for men to live out their childhood ministry. It is a day-to-day battle, claiming the souls of boys that Satan would love to snatch from us.

Marshall Bruner
Editor

A handwritten signature in black ink that reads "Marshall Bruner". The signature is stylized with a large, sweeping "M" and a long, horizontal stroke extending to the right.

Fanning the Flame


by James Barger, president, National Royal Rangers Council

As men of the great outdoors, skilled in the various arts of woodsmanship, we are all well aware of the importance of air to the fire. Indeed, oxygen is one of the three ingredients required for fire; without it combustion cannot occur.

Paul, the apostle, wrote in 2 Timothy 1:6, "Fan into flame the gift of God, which is in you" (NIV). Commander, this remains a clear call to us today as we impact our communities for Jesus Christ through the ministry of Royal Rangers.

Likely, you have placed kindling on embers and coaxed a flame into existence by blowing on the coals. I must confess a certain exhilaration as the flames dance and I bask in their light and warmth. How easy it is to see the analogy that Paul makes in this passage. I can identify with God's delight as He sees us busy in His work, sharing the light and warmth of Jesus Christ through Royal Rangers.

In Matthew 25 we read the parable of the talents, where a master went away after entrusting certain items to three of his servants. Upon his return each servant gave an account of his stewardship. You know the story well:



Two wisely used their time and abilities to increase what they had been given. This delighted their master. However, one had done nothing, so the master was displeased.

I am convinced that God has given Royal Rangers to the men of our Fellowship to help us evangelize the world in these final days. You could

liken this to the parable of the talents. Our Master, Jesus Christ, has gone away for a time, but He gave us a program to invest in ministry while He is away. He is coming again, and we must give Him an account of our stewardship.

2 Corinthians 5:10 states, "For we must all appear before the judgment seat of Christ, that each one may receive what is due him for the things done while in the body, whether good or bad." This says to me that each of us will, like the servants in the parable, give account to our Master for how we have invested those things He has entrusted to us while He is away. I am certain that this includes the Royal Rangers ministry.

The enemy Satan has come to steal, to kill, and to destroy (see John 10:10), and he does not abide by any set of rules. Often he is able to deceive us into letting the fire that once burned brightly within us die down to smoldering coals. Now is the hour to lay on the kindling to allow the Holy Spirit to fan the flame into prominence!

In order to sustain fire, a supply of fuel is required. Softwood is easily ignited and burns brightly, emitting much light but little heat and only for a short time. There are not many coals left after such a fire. Conversely, hardwood is more difficult to light, burns slower, and is long lasting. It produces a hotter fire and produces a lasting bed of coals.


Are you building your spiritual fire with good hardwood? This "hardwood" fuel is your close walk with Jesus, your relationship to your wife and children, your faithfulness to your employer and church, and your integrity.

Royal Rangers Decade of Harvest

Earmark your calendar for the dates scheduled for the Royal Rangers Decade of Harvest prayer and fasting days. The first Saturday of every month has been designated a day of fasting and at least 1 hour of prayer for the Royal Rangers Decade of Harvest efforts.

September								October							November						
					1	2		1	2	3	4	5	6	7		1	2	3	4		
3	4	5	6	7	8	9		8	9	10	11	12	13	14	5	6	7	8	9	10	11
10	11	12	13	14	15	16		15	16	17	18	19	20	21	12	13	14	15	16	17	18
17	18	19	20	21	22	23		22	23	24	25	26	27	28	19	20	21	22	23	24	25
24	25	26	27	28	29	30		29	30	31					26	27	28	29	30		

I have observed people in leadership who have built their fire with the wrong kind of wood. They shine brightly, but only for a brief time. What will they say to the Master when they "give account"? I have known other leaders who are still giving off light and heat after 30-plus years of steady burning. They are using the right kind of fuel. They tend their life fire carefully, never allowing the enemy to trick them into letting the flames die down. What will the Master say to these faithful ones? What will He say to you?

Perhaps you have not been as alert as you could have been, thus your fire has dwindled. Well, take heart and heed Paul's exhortation to "fan the flame" and you will hear the Master say to you: "Well done, good and faithful servant! You have been faithful with a few things; I will put you in charge of many things. Come and share your master's happiness" (Matthew 25:23). 

***"Fan into
flame the
gift of God,
which is
in you"***

2 Timothy 1:6 (NIV)

National Council Senses Urgency for Evangelism

by Marshall Bruner, editor

The urgency of evangelism set precedence March 16-18 as 220 district, regional, and national leaders gathered in Springfield, Mo., for the 1995 National Royal Rangers Council.



Gen Sup. Thomas E. Trask addressing councilmen at Silver Eagle Banquet

"As the councilmen gathered for our annual meeting to plan the future of Royal Rangers, the council theme 'Fan into Flame' (2 Timothy 1:6, NIV) came alive as councilmen pledged themselves to the Great Commission," stated Rev. Ken Hunt, national commander.

The challenge toward revival was set into motion during the opening Silver Eagle Banquet, March 16, by Rev. Thomas E. Trask, general superintendent. Following his special message that evening, 41 district commanders received the Silver Eagle Award for their outstanding service to Royal Rangers in 1994.

During the 2 days of business that followed, councilmen spontaneously pledged \$77,210 toward missions projects.

National Commander Hunt challenged the councilmen to give toward the

national missions trip this September to a remote Asian country. There a small group of handpicked men will hike to high elevations to reach secluded villagers. The goal is to distribute gospel literature and to pray for a move of God in that spiritually darkened region. About \$4,750 was pledged toward this cause.

Following his report on the development of Royal Rangers in Latin America, Missionary Doug Marsh raised \$72,460 in pledges. Missionary Marsh noted that funds were needed to purchase 100 acres to establish a Royal Rangers training center in Costa Rica. For the next several minutes, councilmen stood to pledge their personal finances and the financial support of their Royal Rangers organizations. Sufficient funds were pledged to purchase 90.5 acres.

National Commander Hunt further challenged the councilmen toward Decade of Harvest goals, which we pray can be achieved by the year 2000:

- to place the Royal Rangers ministry in every stateside Assemblies of God church
- to place this ministry in every possible district approved non-Assemblies of God church
- to place Royal Rangers in every country around the world
- to increase the number of chartered churches by 10 percent per year
- that every FCF chapter endeavor to sponsor a Pathfinder trip each year
- to add 650 LFTL Junior Councilmen within the next year, then double the total each year thereafter—or have 10,400 Junior Councilmen by the year 2000
- that each district commander adopt/plant one new outpost every year
- that every FCF chapter president generate a one-to-one ratio: one leader to each boy in FCF
- that every district commander appoint a Harvest Task Force coordinator whose portfolio is to strengthen the evangelistic endeavors of that district
- to promote the ministry in every Assemblies of God church each year

- that each district support its regional conference
- that every national councilman increase training on all fronts
- that each district commander look at fresh approaches to increase attendance at his district Pow Wows

During his President's Report, James Barger, president of the National Royal Rangers Council, shared the upcoming developments of the ministry:

- *The Book of Hope*: At the time of the report, \$102,709 has been generated through the LFTL Junior Councilmen program. The funds were used to produce 200,000 *The Book of Hope* urban Bibles, which were given to the Division of Home Missions for distribution in the 39 major cities targeted by DHM.
- *LFTL Junior Councilmen*: The national Royal Rangers Office is preparing to develop missions educational tools for the Light-for-the-Lost Junior Councilmen program. The materials will be made available to local outposts to teach Royal Rangers about missions and missions giving.
- *Uniform Items*: The current Royal Rangers uniform was reviewed by the National Royal Rangers Executive Committee, which recommended no change to the uniform. The khaki uniform will be recognized as a dress uniform. The dress of the day for weekly meetings and district Pow Wows are the Royal Rangers T-shirts and caps.
- *National Buckaroos/Straight Arrows Coordinator*: The National Royal Rangers Council Constitution and Bylaws was amended to allow for the appointment of a national Buckaroos/Straight Arrows coordinator.

During another report to the council, it was noted that additional program options are being developed for boys grades 10-12 (ages 15-17). The programs will be offered by the national Royal Rangers Office to local outposts in 1996.

The council concluded March 18 with a LFTL Junior Councilmen evening banquet. Don Jacques, president of Light-for-the-Lost, and other LFTL councilmen

barbecued ribs for the banquet. Servers at the banquet were Royal Rangers who were working to earn their Junior Councilmen requirements.

That evening special speaker James Barger challenged councilmen to raise funds for the new Junior Councilmen project, *Edward Elephant Says*. The comic book, with an evangelistic message, is being distributed by our foreign missionaries throughout Africa. Royal Rangers councilmen pledged to generate \$89,650 toward the *Edward Elephant Says* project.

A Harvest Task Force Seminar followed the banquet. Three workshops were presented: Urban Evangelism, the Urban Leaders Training Course program—a joint program offered by Royal Rangers and Teen Challenge, which trains Teen Challenge students about Royal Rangers leadership—and Royal Rangers Turning Point and *Insight Group* curricula.

"I believe the best days for this ministry are yet to come," stated National Commander Hunt, "because God is fanning into flame a fresh burden to reach the lost for Him. And this commission was taken seriously at the 1995 National Council."

Junior Councilmen Banquet Stages Goal Setting



National Council President James Barger addressing councilmen at LFTL Jr. Councilmen Banquet

A national Junior Councilmen banquet was held March 18, in conjunction with the National Royal Rangers Council, to generate future pledges toward the new missions program.

The Light-for-the-Lost Junior



Royal Rangers serve at the LFTL Jr. Councilmen Banquet to meet requirements for becoming Jr. Councilmen.

Councilmen program is a new missions program offered by the Royal Rangers and Light-for-the-Lost offices.

About 150 national Royal Rangers councilmen and their wives attended the banquet, held at the General Council Headquarters. The national Light-for-the-Lost Office provided the food, which was cooked outside the complex by LFTL councilmen.

Royal Rangers earning their requirements to become Junior Councilmen helped as servers during the banquet. Local volunteers had decorated the banquet room in western decor. The all-team effort set the stage for raising interest in the Junior Councilmen program and projects.

James Barger, National Royal Rangers Council president, was key speaker of the event. Following his message Barger challenged the Rangers councilmen to set goals for future pledges. That evening Rangers councilmen pledged to generate \$89,650 in funds for the Junior Councilmen literature projects.

The newest Junior Councilmen project is the *Edward Elephant Says* comic book. It is being distributed by foreign missionaries to teach children how to avoid AIDS and how to receive Christ as Lord.

Along with this overseas project, *The Book of Hope* project will continue. Funds from the Junior Councilmen program have already supplied 200,000 of *The Book of Hope* urban Bibles.

National Workshops Held in Springfield

A Harvest Task Force Seminar was held March 18, at the General Council Headquarters to update National Royal

Rangers Councilmen on new training offered to commanders.

Urban Evangelism: The workshop updated leaders of new efforts to penetrate urban America via the Rangers program. One topic of discussion was the joint effort with MAPS (Mission America Placement Service), a department of the Division of Home Missions. Now a Rangers leader may become a MAPS worker and assist urban missionaries and pastors in pioneering Royal Rangers.

Councilmen also learned that they can conduct district Prayer Task Force trips, coupled with Royal Rangers/AIM trips. Royal Rangers ages 15-17 may participate in such a trip to help distribute gospel literature and witness in urban areas.

The Urban Leaders Training Course Program: Leaders learned how they can assist local Teen Challenge centers by providing classroom and hands-on leadership training.

Turning Point Training and Insight Group Curriculum: The workshop laid out a plan to train regional and district leaders to become certified instructors for the Royal Rangers Turning Point Seminar. Once certified, the instructors will be conducting district- and citywide seminars that will teach leader awareness of life-controlling problems that affect boys and their families.

Founded on Courage—Author Unknown

In January 1992 the Royal Rangers program of Outpost 81, First Assembly of God, in Lampasas, Texas, was in such a state of disarray a major overhaul was inevitable. The senior commander was being crushed under the weight of 30 boys and only 1 helper.

Eight men responded to the call for leadership training. From the moment of their response a series of miracles began to take place that has transformed Outpost 81 into what a Royal Rangers outpost is intended to be.

The miracles began when a 3-pound coffee can marked "Royal Rangers Fund" was set up in one man's business. People from the city started dropping everything

from coins to a \$100 bill into the can. One individual even donated a motor home, which was sold to benefit the local Rangers program.

The local church had ample space for a Rangers outpost building, but not the equipment to clear the land or the funds to build the building. Before the *Leadership Training Course* was completed, however, another miracle occurred: The county, after being contacted by one of our men, cleared the heavily wooded land at no charge. Next, the city utility company sent a truck, poles, and wiring to run electricity and to install lights once again at no charge.

Before the summer was over, the commanders had located a rustic building that could easily serve as classroom space for the outpost. The owners originally asked \$6,000 for the building, but after much prayer let the Royal Rangers have it for \$2,000. After the building was in place, a local rancher donated approximately 4,000 7-foot cedar staves to the outpost, which were used to build a fence around the outpost.

Today an outpost center is aptly named "Fort Courage," not only because of the Ranger Code but also because it describes the men who, by faith, saw it built and the boys whom, by faith, it is producing. Fort Courage was dedicated September 1994. It serves in the vital role of "reaching, teaching, and keeping boys for Christ" in Lampasas, Texas.

The miracles have continued to the present. In fact, we have only related a small portion of the story. God has supplied uniforms for the boys, Pow Wow expenses, camping trips, chartering expenses, and more. A Royal Rangers program near extinction just a few years ago is now flying high because men of vision refused to let it die, and God honored their faith and commitment. To God be the glory!

Junior Councilmen Bible Project Report

Greetings from Providence, Rhode Island!

I wanted to let you know what a blessing *The Book of Hope* has been to us

at Inner City Ministries. In January, we had a few outposts (25 boys and men) from the area come and join us for a workday. We put up shelves, cleaned offices, and stamped 2,000 of *The Book of Hope* Bibles with the Inner City Ministries stamp.

Our goal is to place 50,000 of these urban Bibles in Providence and the surrounding towns and cities. We plan to distribute them through street rallies and crusades, midnight basketball activities, and in schools, parks, fairs, and community events. In short, wherever the people are, we want to be there too.

The Book of Hope has motivated the ICM staff by giving us focus and purpose.... Thank you and all the Royal Rangers Junior Councilmen, and whoever else has been instrumental in getting these Bibles out!

Blessings on ya,
Rev. Brian Griswold
Missionary/pastor, Inner City
Ministries

News Brief


Several new items are available to Royal Rangers and their leaders. Call 1-800-641-4310 and order today.

GHP Items

- *Pioneers Handbook and Trailblazers Handbook:* Obtain from Gospel Publishing House these two new handbooks, which contain the new Royal Rangers Advancement Trail. Boys are offered new awards—such as the Pioneers Mountain Man Award and Silver Hawk Award and the Trailblazers Explorer Award and the Gold Hawk Award.

National Royal Rangers Office Items

- *ON-LINE:* This new national newsletter is offered directly to Royal Rangers outposts. The quarterly publication is designed to keep outpost commanders abreast of current and upcoming helps, events, and publications.

If senior commanders have not received this free newsletter, please contact the national Royal Rangers Office (417) 862-2781, ext. 4177. 

Your Outpost Planning Guide



by
John Eller,
national
dispatcher

Straight Arrows

Overall Approach: Adventures in achievement is our main topic for this quarter. Please review the progress of each boy and encourage advancements. Some may have lagged behind during the summer, and this will be a good opportunity to catch up. Remember that advancements are your best indicator of outpost progress. Set goals based on individual and outpost projection. Use a wall chart for motivation. Challenge your boys to work for their awards. Be enthusiastic!

September

1st Week—A Historic Achiever:

Paul Revere was born January 1. He is remembered for his famous midnight ride and his ability to work with silver. During the American Revolution, Revere made metal musket balls and cannons. He also designed and printed the first currency. In order to work well with silver, Revere had to understand metals as a scientist. Discussion Questions: What do you think of Revere's achievements? How did he help our country? What are some other ways scientists have helped us? Give each boy an assignment to tell something they would like to accomplish to help others. Encourage creative thinking. Use ideas of your own to help: 1) electric cars, 2) cure for cancer, 3) better roads, 4) foods that are more nourishing, 5) helping the disabled.

2nd Week—Medical Discoveries:

There was an outstanding achievement in 1885 when the first appendectomy (removal of an appendix) was performed. An appendix is an organ without a known function. List on a chalkboard the names of body organs your Rangers can name. Discussion Questions: Are there any organs of the body you can live without? Have you heard of organ transplants? What do you

think it is like to have a new liver or lungs? How do you suppose a team of doctors feels when they have performed a successful transplant? Do you know anyone who has had a transplant? Beside the list of body organs, write the following words: 1) cell, 2) tissue, 3) organ, 4) system, 5) organism. Explain these are in the order of their importance.

3rd Week—Discoveries: Give each boy a sheet of notepaper. Ask the boys to write down the three things they treasure the most (non-living). A list might include: bicycle, computer, electric car, etc. Allow each boy to read his list and explain why these items are valuable to him. Show special interest in each list. Then lead a group discussion on how science has achieved these items or made them to operate. A typical discussion could be how the space age expanded our achievements with computers. Another discussion could begin with the invention of the bicycle and how science has achieved improvements with rubber tires, brakes, and adjustable speeds. Yet another discussion could be how electric cars are in the developmental stage for wide public usage, and what can be done to improve batteries, etc.

4th Week—The Human Body: Lead a discussion about the importance of the human hand. Ask each boy to look at his hands. How many do you have? Which is right and left? Are you right-handed or left-handed? What would it be like if you had no hands or just one? Look at one hand. The bones in your fingers and thumbs are called phalanges. Ask the boys, "How many phalanges do you have in one hand?" The answer is 14 phalanges—3 in each finger and 2 in the thumb. Then tell the boys: "Hold your hand up to the light. Can you see any phalanges? How do you suppose an X ray works? Why does a finger hurt when it is mashed or broken? What does the doctor do to achieve proper restoration?"

October

1st Week—Animal World: Discuss how animals such as whales and dolphins achieve propulsion through the water. Describe the two divisions on the end of their tails, which are called flukes. The flukes help speed them through water. Show a drawing of flukes and ask the boys

to try their hand at drawing flukes on a sheet of paper. Look at each drawing and find something positive about it. Discussion Questions: How do fins help fish achieve mobility? How do flippers help man propel himself? If you were a fish, which would be more important, flukes or fins? Discuss how the people at places like Sea World achieve communication with sea animals. Allow someone who has visited there to tell of his experiences. Discussion Questions: What are some of the tricks they can do because of flukes? Was the show exciting? Would you like your friends to go? When is the best time?

2nd Week—Scientific Wonders:

Explain the following: President Harry S. Truman announced the development of the hydrogen bomb, also called a thermonuclear bomb, in 1953. Since that time, scientists have achieved peaceful uses for nuclear power. What positive uses do you know? Some answers might be: 1) Nuclear power plants produce electricity (have you seen any of the large cones anywhere?). 2) Nuclear medicine helps some illnesses. 3) Radioactivity is used in age dating artifacts and fossils. Imagine you are a nuclear scientist. What are some things you would like to achieve? Look for these possible answers: 1) repairing cavities, 2) mending broken bones, 3) restoring severed spinal cords, 4) slowing the aging process, 5) curing arthritis, 6) curing animal diseases.

3rd Week—Discoveries: This week focus on how science has achieved the change from raw products into things useful for man. Following is a list of some raw materials that can be listed on a chalkboard: milk, crude oil, wheat, and corn. Now list some by-products of these raw products: butter, cheese, ice cream, yogurt, gasoline, kerosene, motor oil, flower, bread, corn meal, corn oils, and hominy.

In early America, settlers saved their wood ashes and animal fat. They poured water through the ash and the mixture formed lye. The lye and fat were heated together in a large kettle. What did this mixture produce? (answer: soap). What branch of science would you place this activity under? (answer: chemistry). Science makes achievements in the laboratory and in life.

4th Week—Discoveries: Discuss the following: In 1964 the U.S. surgeon general

announced that smoking was hazardous to people's health. What is the surgeon general's job? (He is a doctor appointed by our federal government to be in charge of the health of American citizens.) If you had heard this news in 1964, would you have predicted that the percentage of people smoking would decline? Why or why not? How do you suppose the surgeon general achieved the knowledge to make the statement he did? Was he guessing or was he sure? What kind of research led him to achieve this knowledge? The first X ray was done in 1896. It was discovered about a year earlier by Wilhelm Roentgen. What do you think of this achievement? Why must people wear lead aprons when being X-rayed? (X-rays can't penetrate lead. Overexposure damages the body.)

November

1st Week-Production: Discuss the following: In 1913 Henry Ford announced the development of the world's first assembly line. How do you suppose he achieved this? What is done on an assembly line? How does it speed production? Assembly lines today are often robotic. Robotic arms are the most common robotic devices. Ask the boys to think of things a robotic arm could do on a car assembly line. Can a complete car be made by robots? What part do computers play in today's assembly lines? Now, lead in a discussion of things a robot could do that humans could not or should not attempt to achieve. Possible answers include working in hazardous environments, working 24 hours a day, or traveling to areas of space too hot or too cold for humans. Do you think our lives are better or worse because of assembly lines and robots? Why?

2nd Week-Transportation: In 1967 Alan Boyd became our country's first secretary of transportation. List some methods of transportation from today or the past which require achievements in technology. Possible Answers: automobile, steam engine, airplane, elevators, escalators, etc. Ask the boys, "How do you suppose some of these achievements became possible?" Discuss what methods of transportation require animal care such as horse, mule, ox, dog, etc. Discussion Questions: Why was a horse so important in the Old West? Are mules used today?

What methods of transportation require human muscle power? (answers: bicycling, walking, jogging, rowing canoes, etc.) Discuss maintenance and how to keep machines in good working order to achieve the best possible performance. Why do you change oil in a car? Why do airplanes receive regular maintenance checks? Why do trains sound their whistles?

3rd Week-Achievements: Ben Franklin accomplished many achievements in his lifetime. His most famous contributions included inventing the Franklin stove which heated homes in America and Europe, inventing the lightning rod which evolved from his kite experiment, charting the Gulf Stream current, and inventing bifocals. Discuss which of his achievements are most important.

4th Week-Thanksgiving: Discuss the following: The Mayflower sailed from England in 1620, landing at Plymouth Rock. The winter that year was very hard. Many died. Next spring, an Indian named Squanto showed them how to plant corn. He also taught them how to hunt and fish. The Pilgrims made peace with Massasoit, their chief, and the Indians became friendly. At that first Thanksgiving in 1621, the Indians joined in the feast. The Indians killed five deer for the occasion. Had you been there, what would you have eaten, deer or turkey? Why do we celebrate Thanksgiving?

This week have a Thanksgiving celebration. Bring goodies to the meeting room.

5th Week-Achievers: Charles Lindbergh was born in 1902. He was the first man to fly across the Atlantic from New York to Paris. He achieved this by flying in the middle latitudes where westerlies (winds from the west) are the predominant winds. Discussion Questions: Did Lindbergh encounter a head wind or a tail wind during his journey? (answer: a tail wind; he was flying east and the wind was blowing from the west). What do you think of this achievement? Could you have done this? Why or why not?

Optional Week-An Inventor: More discussions on inventors: Thomas Edison was born in 1847. His most famous achievement is the invention of the light bulb, but he also invented many other items we use today. Which can you name? (possible answers include tape for the stock

market, motion picture projector, phonograph, alkaline storage battery, mimeograph machine, electrical railways, and the central electrical station). How would life be different without some of these?

Buckaroos

Overall Approach-There are three ways we learn: hearing, seeing, and doing. We will work this quarter to help your boys learn about achievement. There are high achievers as well as low. The purpose is to motivate your boys using the achievements of others as models and guides. Most public libraries abound with material you can use in addition to the ideas given here. Remember that each boy is an individual and some require more motivation than others. Ask the Lord to help you in dealing with each boy. Understanding is an important factor.

September

1st Week-Tree Houses: Most boys like to build tree houses. Sketch a tree house on a poster board or large sketch pad for display and discussion. Give each boy a sheet of paper and pencil and ask each to design his own. Discussion Questions: Why do boys like to build tree houses? What are some materials you would use? Are tree houses safe? What kind of tree is best suited for a house? Do you need permission to build one? How do you secure the house to the tree? Ask each boy to draw an arrow pointing to the spot where he would build a tree house. Discuss with the boys the kinds of trees that would be unsuitable. Some possibilities are trees near power lines, small or weak trees, and trees without suitable branches at the correct height.

2nd Week-Orientation: Bring a compass to the meeting. Pass it around so the boys become acquainted with it. Explain the various parts of the compass and how to orient it. Your *Royal Rangers Leaders Manual* is a good reference. Ask all the boys to close their eyes and point north. Now have them open their eyes without moving their hands. Then ask how many of the boys are correct. Show your boys where north is. Explain there are actually two "norths"-true north and magnetic north. True north is the direction of the North Pole, and magnetic north is the

Your Outpost Planning Guide

direction a compass points. Explain how a compass is used to read a map and give directions. The use of maps and compasses is sometimes difficult even for boys who are older, so down-scale your presentation in this area to their level of understanding. You might secure and distribute inexpensive compasses.

3rd Week—Orientation: Using a map, discuss the achievements that led to the United States as we know it. Begin with the 13 original colonies and show how other states were added until we now have 50. Ask the boys the number of the state in which they live—some examples: Delaware is #1, South Carolina is #8, etc. Display a flag and explain that each state has a star in the upper left-hand corner. Counting left to right, identify the star number for your state—example: the 2nd is Pennsylvania, the 48th is Arizona. Discussion Questions: Which states have similar last names? (answer: Carolinas, Dakotas, Virginias). Which states have similar first names? (answer: New Hampshire, New Jersey, New Mexico, and New York; South Carolina and South Dakota; North Carolina and North Dakota). Discuss the largest, smallest, and most densely populated states. Ask which is largest east of the Mississippi (answer: Georgia).

4th Week—Orientation: Display a map showing the four major mountain ranges in the continental United States: the Appalachians, the Cascades, the Rockies, and the Sierra Nevadas. Discussion Questions: How did explorers achieve crossing these ranges? Were there any highways in the early days? Why did some of the pioneers depend on Indian scouts? Did they use animals to achieve their goals? Why did they pull wagons along? What part did weather play in crossings? Which would be easiest to cross? (answer: the Appalachians). Why are they lower? (answer: because of erosion). Discuss areas near home or school where erosion has occurred and what man is doing to achieve restoration. Discussion Questions: If you had traveled in frontier days, which mountain range would you have preferred? What kind of clothing and food would have been taken along? Were there dangers? Would you have been brave?

October

1st Week—Computers: Most of your boys are computer friendly. Display a computer disk and ask how to achieve proper care and storage. Some answers are handle gently, keep away from extreme temperatures, keep away from food or drink, and keep away from magnets. Discussion Questions: What are three ways a disk could accidentally come too close to a magnet? What have you achieved on computer? What do you think of the achievements that led to computers? What would our lives be without them? If you could design your own computer, what would you do to achieve this?

2nd Week—Diet: How do we achieve a basic balanced diet? Show a chart or list the four food groups on a chalkboard or poster/dairy, meat/protein, grain/cereal, fruits/vegetables. Why do you suppose God created so many different foods? Are all food groups important to us? Ask the boys to name each food group they have eaten in the last 24 hours. Discuss the importance of balanced, healthy diets. Show how God expects each of us to take care of our bodies by eating and drinking properly. Discussion Questions: Can good health be achieved with just one or two food groups? Why are all four groups needed? Which food group is your favorite? Do you eat lots of sweets and junk food? Why are vitamins and minerals important to achieving a balanced diet? If you could have created the food groups, what would you have put in them?

3rd Week—Raw Materials: Discuss the following: In 1690 the first paper money was issued. How does man achieve this? (answers: paper-making, printing, etc.) The raw material for paper in years past was often rags. What is the raw material for paper today? Are trees a renewable or non-renewable resource? Pretend to be a creature in a forest where workers are cutting timber. Describe your feelings. What are some reasons we have paper money today? (Display a few bills of various denominations.) Whose picture is on the one, five, ten, and twenty? Were all these men our presidents? (Answer: No, Alexander Hamilton was the first U.S. Treasurer.) What do the letters A-L stand for on our money? (answer: the Federal Reserve Bank issued).

4th Week—Animals: Ask how animals achieve locomotion (a way of moving from place to place)? Write a list of animals on the board and discuss how each moves. Discussion Questions: Are some animals faster than others? Why do some animals move slowly? How do the animals on your list achieve defense against predators? Are some animals food for other animals? (Give some examples of the hunter versus the hunted.) Will wild animals always be fierce? (Answer: No, the lion and the lamb will lie down together when Christ sets up His kingdom on earth, where He will reign for 1,000 years.)

November

1st Week—Outer Space: Discuss the following: In 1971 astronaut Alan Shepard achieved a golf game on the moon. If he had hit the ball with the same swing he used on earth, would the ball have gone farther on the moon than it did on earth? Actually, if Shepard had swung the club the way he did on earth, he would have knocked himself off his feet. What other achievements did man make on the moon? (Answers: landing and departure, exploration, moon rover, rock samples, radio and television coverage, posting of the American flag, etc.) If you could achieve walking on the moon, what would you do? What would you look for? What kind of experiments could you conduct? Is the moon a good place to live? Why or why not?

2nd Week—Experiment: Use a scientific experiment this week to illustrate how man has achieved knowledge of the laws of nature. Place a lighted match in a bottle and cover the top of the bottle with a hard-boiled egg. (The match should use up the gas in the bottle and form a vacuum. The egg should then be sucked into the bottle. Try this ahead of time to be sure the hole size works.) Discussion Questions: How could we get the egg out without damaging it? What created the vacuum? How is fire important to other experiments? Who created fire? Is fire always a friendly force of nature? How do fire fighters extinguish forest fires? Is it possible to extinguish most any fire? Were the oil fires in Kuwait hard to put out? What about fires caused by volcanoes? Can man control these?

3rd Week—Learning About Trees:

Take a small chunk of oak wood to the meeting to use as a visual aid. Generate a discussion using the following questions: How many parts of an oak tree can you name? (Possible answers include trunk, limbs, leaves, acorns, and reproductive flowers. Some older boys may have knowledge of cutting across the trunk to include bark, cambium, phloem and xylem cells, and heartwoods.) How does man achieve knowledge of a tree? (answer: through examinations). Should a burl (outgrowth) or a gall (swelling caused by an insect) be included on your list? Which parts are common to all oak trees? (answer: all but burl and galls). How long can an oak tree live? (answer: some are over 200 years old). What do the growth rings tell us? Are some rings larger than others? Why or why not? If a tree could talk, what would it say? What is man doing to achieve preservation of older trees?

4th Week—Thanksgiving: Here are some discussion questions about Thanksgiving: What were some of the animals the Pilgrims may have known about? (List the following on a chalkboard: cattle, fish, geese, bees, and quail.) Now ask the boys to match each animal with the name for a group of those animals: herd, school, flock, swarm, and covey. What other groups can you name? Name some wild animals the Pilgrims may have seen. Name some animals the Indians hunted for the Pilgrims. Were there more wild animals in America then or now? Why or why not? What happened to the great bison herds in the Midwest? Why did man kill more than he needed? Are animals becoming extinct today? What can be done to preserve animals for the future? If you were a Pilgrim child, would you want deer or turkey?

This week have a Thanksgiving celebration. Bring goodies to the meeting room.

5th Week—The Outdoors: Provide several copies of old outdoor magazines for each boy. Ask the Rangers to find two similar pictures, then tell the ways they are different. Ask each boy to draw, using paper and pencil, his favorite picture from the magazine. (You may also use old copies of *High Adventure*.) Inspect and offer suggestions. Ask each boy to tell why he selected the picture he did. Discussion Questions: Why do men and boys enjoy

reading outdoor magazines? Are hunting and fishing popular sports? Why? What is your favorite outdoor sport? Have you ever gone rabbit hunting or deep sea fishing? When does hunting season open and close for certain animals? What is a game warden? What are some of the laws concerning game? How are the laws enforced? Can you get into trouble for hunting out of season?

Pioneers, Trailblazers, Air-Sea-Trail Rangers

Overall Approach—This quarter is filled with things your boys can achieve. These activities are designed to catch and hold their interest. Some of these ideas will need to be modified to fit local needs and requirements. Supplemental material can be found in encyclopedias and elsewhere. Use your imagination and be creative. Allow for suggestions from your boys and other leaders. Let's make this an outstanding experience for your outpost!

September

1st Week—Nature Hunt: Take the boys on a nature hunt for autumn wildflowers. Share the following while on the nature hunt or in the meeting room. Some plants do not flower until late summer or early fall. In colder regions, these may be the last to bloom until spring. Among the flowers growing in moist meadows and along streams are gentians. Most of these are violet or blue, although some are yellow. Among other yellow flowers is goldenrod, which comes in all sizes and shapes. Some are wand-like, while others are full and feathery. (Explain that some people suffering from hay fever this time of year often blame the goldenrod or ragweed and other wind-pollinated plants in bloom.) Asters also bloom in late summer, ranging from white to deep blue to deep purple. They are often star-shaped.

2nd Week—Flying Ants: Guide the boys in this discussion: Did you know that ants have wings? In late summer the queens and males grow wings as part of the mating ritual. You may even discover a whole swarm of flying ants. This is an impressive sight, especially when you realize that all the males will die after this

point in their lives. Their sole reason for living is to mate with the queen. Once they fulfill their mission, they do not return to the colony. They remain at large to be eaten by birds and other animals. The queens, however, go into hibernation until next spring. The eggs they lay will develop into the next generation of workers (the majority of ants—those that construct the colonies, look after the queens, and raise the young) and mating males. What does the Bible say about ants?

3rd Week—Field Trip: This week take the boys on a field trip to dig edible roots. The roots of cultivated crops such as beets and carrots are not the only ones good to eat. Cattail rhizomes (their proper name) are good as are the shoots, stalks, and pollen. Cattails grow in marshy water, so dress to go wading. Use a spade to dig up the plants. A person can cook the roots like potatoes, or pound them into powder for flour. Other edible roots include the daylily, which can be dug up anytime after blooming; groundnut tubers; and Jerusalem artichokes, not artichokes at all but native American sunflowers. Check out a guide book from the local library to make sure you have properly identified the roots you are digging. Take only what you need from the plants, because they have no way of regenerating without their roots.

4th Week—Sunset Watch: Plan a September sunset watch. Have the boys dress according to weather, and plan a snack for refreshment time. Ask the boys if they know why a sunset, or sunrise, is so colorful. When the sun is low on the horizon, its rays shine through the lower atmosphere, which is full of floating particles caused by dust or pollutants. In late summer, the amount of dust and pollen in the air is greater, which is why sunsets that time of year are so spectacular. If you live in or near an urban area, you may have noticed how colorful the sunsets and sunrises are in your area. Other air disturbances, such as dust storms and volcanic ash, also contribute to unusual sunsets. Out West in dry, desert regions the sunsets are especially vivid.

October

1st Week—Seeds: How plants achieve reproduction through the seed process and how we can discover these

seeds is an important area of study. On a breezy, late summer afternoon or early autumn, you can witness one of the marvels of nature. Along the road sides and in untamed meadows, the air is often thick with floating seeds. They come every which way because seeds have a clever way of getting around. List the following on the chalkboard and discuss: 1) helicopters: maples, elms, ashes; 2) hitchhikers: burdocks, cockleburs, beggar's ticks; 3) parachutists: dandelions, milkweeds, thistles; 4) delectables: apples, cherries, berries; 5) floaters: coconuts, cranberries, lotuses; and 6) missiles: jewelweeds, witch hazels, wood sorrels.

2nd Week—Seeds: Gather a collection of seeds and make a seed chart. You may need help from a book on seeds to make the chart accurate. Lead the Rangers in the following discussion: Seeds of many native species can be purchased, but why buy them when you can collect them yourself? A wide range of birds and other animals can be attracted with wildflowers. Cultivated blooms are lovely, but most birds, bees, and butterflies prefer the native plants. Wild plants can be marked for transplant into your own garden at home. When collecting seeds, get them when they are ripe and before they disperse. Just take what you need. Many wildflower seeds need several months before they are ready to sprout. They can be planted now, where they will lie dormant until spring, or preserved for later by putting them in a plastic bag and refrigerating.

3rd Week—Nature Craft: Discuss this week how to achieve a nature craft: Burdocks are among the plants that send their seeds hitchhiking. Have you ever come home from a walk through an overgrown field with round burrs sticking to your clothing? Long-haired dogs have a rough time of it when they come in contact with burdocks too. The barbed burrs get tangled in their fur in no time. Burdock burrs not only stick to other things, they stick to one another. Burrs can be used to make figures, such as people or animals. One man was so impressed by the way burrs stick together that he began playing around with a man-made version. Do you know what he invented? Velcro.

If possible, gather burrs or other

nature products and make a nature craft. For example, dried flowers can be used to make beautiful decorations for the moms.

4th Week—Making a Harvest

Figure: Making harvest figures goes back a long way. In England, where corn refers to any grain such as wheat, rye, or oats, the figures are called corn dollies. Traditionally, the braided dollie represented a plentiful harvest. The dollie was made with the last sheaf of wheat from the fields and saved the following year until a new one was made. A corn husk doll can be made from fresh or dried husks (soak the dried ones in water before using). String and a small bit of cotton are needed to begin the project. Place the cotton in a piece of husk, twisting and tying it to make a head. Make arms by rolling a single strip of husk and tying it near the ends for hands. Slide the arms through the husk under the head. Arrange five or six husks around the waist and tie. Fold them down to make a long skirt or divide for a man.

November

1st Week—Frosty: Discuss how to learn by observing frost. The first frost of the season can come by surprise. Garden plants will wither with the cold. How do you know when the first frost will hit? One cannot be sure without listening to a weather report each evening. Some nurseries keep a record and are able to tell you when the first frost is likely to occur. The occurrence of frost varies from year to year. Involve the Rangers in recording a weather journal. Record when the first killing frost of the year occurs. Note the last spring frost. The journal can be updated for years to come. Discussion Questions: Why should plants be covered or brought inside before the first frost? How does frost affect other areas of our lives such as transportation? What should be checked on automobiles?


2nd Week—A Popcorn Pop: This week plan a popcorn pop. Have a little fun: Put a few kernels in the heated skillet with the top left off so the boys can see how far the popped corn can jump. Explain how the Rangers can grow their own corn for popping. If you have a garden spot at home or elsewhere, grow some popcorn for next year. It's popping fun!

3rd Week—Making Pomanders: Long

ago pomanders were used to mask unpleasant odors. Pomanders are now largely decorative items. They do smell nice, however, and add an old-fashioned touch to closets and dresser drawers. Have the Rangers make their own pomanders, using oranges, lemons or limes, and some whole cloves.

Directions: Stick cloves into the fruit, about a clove's head distance from one another. They will end up close as the fruit dries up and shrinks. Roll the pomanders in equal parts of cinnamon and orrisroot (found wherever potpourri supplies are sold). Wrap each in tissue paper. Let them cure 4-6 weeks before tying ribbons around them.

4th Week—Thanksgiving: What would Thanksgiving be without turkey? Millions of Americans sit down at a table laden with food where the star is turkey. There is still some question whether turkey was actually on the menu of the first Thanksgiving. It probably was, since wild turkeys were plentiful and much loved by the Indians. Although turkeys are New World natives, they had been introduced in Europe at least a full century before. The Spanish knew a good thing when they saw it and took some back with them. Wild turkeys were once hunted almost to extinction, but their numbers have grown in recent years. They have a gamier taste than their commercially raised cousins. Discussion Questions: Have you ever tasted wild turkey? Ever hunted wild turkey? Can you do the game calls? When is hunting season?

5th Week—Marveling God's Creation: Learning the natural origins of everyday objects. We certainly do owe a lot to nature if you stop and think that almost everything we eat, wear, live in, and play with has natural origins. Make a list on the chalkboard of objects from the average home. Discuss the bed, for example. Its frame is probably made of wood or metal, its mattress stuffed with natural fibers or man-made fibers, many of which have natural origins themselves. Your pillow may be stuffed with feathers, and your sheets are probably woven with some cotton. You can do this with most anything at church, school, or the workplace. It is sometimes surprising how many things have natural origins. What are some that come to your mind? 

Crafts To Encourage Advancements

by David Craun, Louisiana District commander

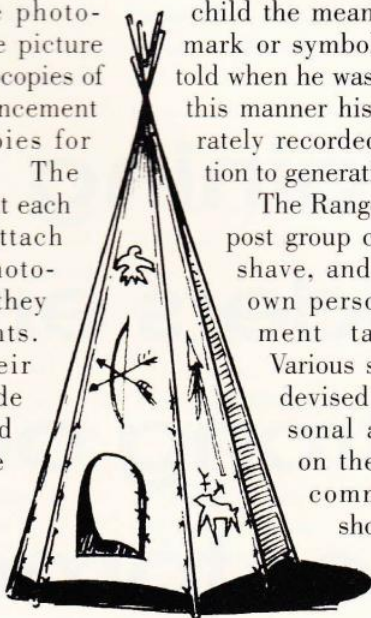
The measure of a successful outpost is its advancements. And the Advancement Trail should be one of the most exciting activities in which your Rangers are involved. If your Rangers are actively advancing, they are involved, excited, challenged, and motivated.

Most outposts that have problems with the leaders or the Rangers are not planning their outpost meeting features around the Advancement Trail. Of course a Rangers meeting is more than working on advancements; however, the Advancement Trail should be the underlying theme used in planning the activities in which your Rangers will become involved.

Various means, such as craft projects, can be used to encourage the Rangers to continue to advance. Here are some ideas you may wish to use:

Tepee Advancement Chart

The chief can make photocopies of an Indian tepee picture and a separate set of photocopies of the Straight Arrows advancement pins. Make enough copies for each Straight Arrow. The Straight Arrows can cut out each advancement pin and attach them at the top of a photocopied Indian tepee as they earn their advancements. The boys can write their names on their handmade advancement charts and hang them on a wall of the meeting room. Having the pictures posted in the meeting room will serve as a constant reminder



to the boys of the advancement challenges ahead.

The same concept can be used by placing feathers on a miniature tepee or tepee pictures. Use either different color feathers to represent each advancement level or use one feather that will have "advancement notches" cut in it to represent each advancement earned by each Straight Arrow. The Straight Arrow could also wear his feather(s) in a headband.

Talking Stick

Another craft project that can be used to record boys' advancements is the story or talking stick. In ancient times before writing was known, families used the story staff (or history stick) to record important events that took place in that family or tribe. The head of the group would carve or paint symbols, grooves, pictures, or other means to record significant events. It was the storyteller's duty to relate to each child the meaning of each mark or symbol as he was told when he was a child. In this manner history was accurately recorded from generation to generation.

The Rangers in your outpost group could find, cut, shave, and prepare their own personal advancement talking stick. Various systems can be devised to record personal advancements on the sticks, but a common system should be used in each group so the signif-

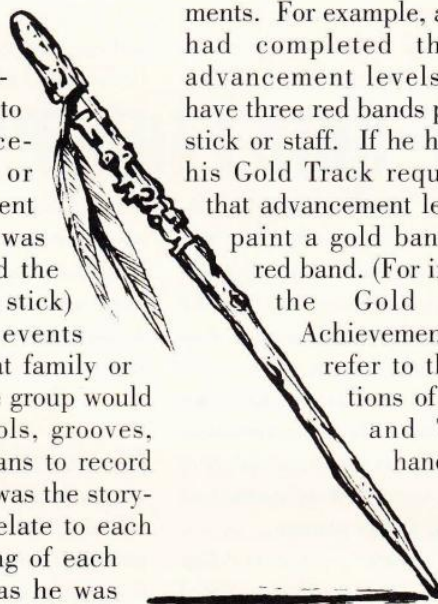
icance of the markings can be understood by everyone.

A similar "staff" is already being used by FCF members. You may want to use the FCF staff measurements and specifications as a guideline for your advancement sticks. Then, when the Ranger joins FCF, he can use his advancement staff to display all his achievements in Rangers.

Colors can even be painted on a staff to represent various advancements. For example, a Pioneer who had completed three of the advancement levels would only have three red bands painted on his stick or staff. If he had completed his Gold Track requirements for that advancement level, he could paint a gold band beside the red band. (For information on the Gold Medal of Achievement Gold Track, refer to the 1995 editions of the Pioneers and Trailblazers handbooks.)

Straight Arrows and Buckaroos advancements

could be placed on the staff in the form of feathers representing Straight Arrows and brass tacks representing the Buckaroos advancement levels. In this manner his achievements could be displayed every time he used his walking staff, or the walking staffs could be displayed at the outpost meetings. Remember to supervise the selection of trees to be cut and the carving of the staffs. The Rangers should have earned their cut-and-chop cards before beginning this craft project. 🌲



Intro To LEADERSHIP

by Robert Jimenez, Southwest Region training coordinator

Leadership is a vital part of the Royal Rangers ministry. Likewise, the development of junior leaders within an outpost is equally essential. Training junior leaders ensures a strong outpost for tomorrow.

Training junior leaders should be an ongoing, endless process. The best time to invest in junior leadership training is now. And to start, the outpost leader's first step is to select and train young men.

The outpost group commander is responsible for seeing that introduction to leadership gets done, but some jobs can best be covered by assistants. (Involving the parents is important too; they are important to the success of their son's leadership.) Outpost councilmen can even assist in this training process.

Introductory training should be conducted each time a Ranger takes on a new position. Training is needed for all junior leaders, but the training sessions should be conducted in small groups (no more than three) or with a single Ranger.

The location of this training is not important, as long as it is not secluded. Each training session should be informal and, if possible, conducted within the first week of the Ranger's new position.

Each junior leader position is different, so the discussion should be tailored accordingly. Each session should contain the following elements:

Relationship

Quickly establish a personal relationship with the junior leader—doing so is vitally important. Doing so will increase your ministry to him and to his family.

A Time of Prayer: Prayer should be primary in the life of any leader. Their communion with God is extremely important.

Break the Ice

This is an informal period in which the Ranger is made to feel at ease and comfortable with the session.

Job Description

Give the Ranger a sheet explaining his particular job, copied from the material provided by the national Royal Rangers Office.

Expectations

Explain to the Ranger what is expected of him and what he can expect of you. Be sure both leaders and junior leaders communicate and mutually understand these expectations. Tailor the expectations to the Ranger; consider his age, maturity, and experience, but don't expect too little. If you expect great things, he probably will give you great things.

Explain that his leadership role in this position is just beginning and other training sessions will help him throughout his tenure in this position. The process will help him to continually develop and to improve his patrol or outpost group. Answer any questions he may have. Use your best counseling techniques. Pray with him.

Resources

Identify the Ranger's resources, including the appropriate literature for his job and those adults and other junior leaders in the outpost who can help him. Again, don't forget his parents.

Assign Task

Assign the Ranger an achievable position-related task he can complete within 1 week. This task should be simple but should allow him to exercise some leadership by actually doing his job. Success, even small success, is the key here. You want to build on a series of successes.

Follow-up

Meet with the junior leader after he has finished his assigned task. If the junior leader ever feels you are not concerned if he completes the task, then he may think the task is not important either. Evaluate with him what was done well and what he feels he could have done better. Then assign him another task and follow the same procedure.

The most important part of leadership training is prayer. The seeking of the guidance of the Holy Spirit is our ministry to the junior leader. Prayer, coupled with a solid junior leadership training program, can set the foundation for this young man's future ministry.

For further information on how to develop a junior leadership program in your outpost, contact the national Royal Rangers Office; 1445 Boonville Ave.; Springfield, MO 65802-1894. Telephone: (417) 862-2781, ext. 4177.

Training junior leaders ensures a strong outpost for tomorrow.


Royal Ranger With Jesus

by Victor Patterson, Outpost 31

I received a phone call from my wife that Jamie Felix had been injured by a friend at his home. My thoughts fled to the questions Jamie used to bring up in Pioneers: "How do bugs crawl?" "Where do butterflies come from?" "Does Jesus love my dad when he gets drunk?" When a boy like Jamie comes along, a leader knows he has a big responsibility ahead to ensure that these questions are answered prayerfully.

Jamie's friend had found under a bed a gun with one cartridge in the chamber. In an attempt to retrieve the weapon, Jamie was shot accidentally in the face. No one could stop the bleeding. The funeral was hosted by our outpost with nearly 40 boys and men in attendance.

One afternoon, when the family and friends were gathering around, these stories were told:



"Yesterday the neighborhood kids were in a Jacuzzi, discussing God and the Bible. Jamie was defending both with all the vigor he had, with the tools supplied him by the Rangers program."

Another person stated: "I don't know who got Jamie started in Royal Rangers, but I would like to shake his hand. In the last 2 years, Jamie turned from a child I had a hard time with into a boy who was in love with ... God."

I extended my hand and introduced myself. The storyteller stood there with his mouth open.

My memories of Jamie are long and good. And when I feel I am not making a difference, I draw upon these memories. A person sometimes is not aware of when God brings into his life a child who blesses him more than he blesses the child. Thank You, Jesus, for Jamie Felix!



Let's Have an Advancement Camp-Out!

by Don Bixler, FCF field representative

Ever feel you need extra time during weekly meetings to work with the Rangers on their advancement requirements? Don't feel like you're alone in this respect.

But have you considered having an advancement camp-out? The thrust of such a camp-out is to get a group or groups of boys through advancement requirements during a special camp-out. Some of the usual camp-out chores and features may have to take second place to this special emphasis of advancement.

Preparation

Adequate advanced planning is essential for these camp-outs to be successful. Arrangements for food, transportation, training equipment, camping equipment, water, and medical supplies must be settled in advance. Specific responsibilities should be planned prior to the camp-out.

Visits to outside agencies that may be a part of the planned event must have proper reservations or advance arrangements confirmed. Arrangements for special instructors from outside the outpost must, likewise, be confirmed.

The commander organizing the camp-out should make certain enough leaders are available; this is necessary so that each group of boys can have adequate training and testing. Keep schedule and meals so the Rangers will spend most of their time working on advancements.

The outpost group leadership should ensure the camping area selected will be appropriate and allow much of the time to be spent on advancement. For example, you probably wouldn't want to backpack into a campsite where you had to carry water, supplies, training materials, etc., unless you were working on a Hiking or Wilderness Survival Merit.

One group of boys may be working on their advanced Pioneers requirements, while others might be working on their merit (formerly called advanced merit) requirement.

The Alternative: a "Camp-in"

There may be times when a "camp-in" would be appropriate for some advancement requirements. The subject might be better taught at the church facilities or on the church lawn.

Meals prepared in the church kitchen

and sleeping bags on the floor of the fellowship hall may be the answer in some cases. This would be especially true if the advancement requirements included classes that could be taught in a classroom setting—such as First Aid, CPR, Hunter Safety, Photography, etc. Likewise, if a field trip is a major portion of the requirement—such as Weather, Citizenship, and Astronomy—the "camp-in" would work well.

Focusing on Merits

A camp-out would be particularly appropriate for merits such as Camping, Pathfinder, Cooking, Fire Craft, Nature Study, Bird Study, Rope Craft, etc. Boys will be amazed at how they are able to get through a complete merit or advancement requirement when their efforts are dedicated to that end. Sometimes an accomplishment like this can cause a wave of advancement enthusiasm to sweep through the outpost. Enthusiasm breeds enthusiasm.

Don't be surprised if your Royal Rangers go home saying: "This is great! When are we going to do this again?"



Devotionals for Boys

by **Muriel Larson**

Scripture verses cited from the New International Version

Sticking Together

The new missionary heard a vast rustling sound in the distance. Something about it made the hair on the back of his neck stand up. His native guides paused and listened. A look of terror glazed their eyes.

Another native came running up and cried: "Army ants! They're coming! Hurry, turn off at the fork up ahead!"

A little later, as they stood on a hill and looked down, they could see a huge army of the stinging ants, swarming and eating and cutting a swath through the forest. Nothing seemed able to stand before them. The missionary even saw a small animal disappear before his eyes, the fast dinner of countless ants!

Not far ahead was the river. "Surely the river will stop them or turn them aside, won't it?" the missionary asked his companion.

The man shook his head, "No—just watch!"

As the ants reached the river, they came together and formed themselves into balls, rolled into the river, and rode with the current to the other side. There they disengaged from one another and continued their march.

There's something to be learned from this, the missionary thought. What do you think would happen if those who love Christ would stick together like this?

Well, for one thing, people would really take notice—just as the natives do when the army ants surge by. It would impress the world to see Christians who stand up for what they believe in and stick together.

When the army ants came to the river, they formed themselves into balls to help one another cross safely to the other side. Now, they do it out of instinct. But actually, if we know the Lord Jesus as our personal Savior and follow Him, it should become second nature for us to want to help others and

to work together for His glory. Shouldn't it?

The Bible says, "Carry each other's burdens, and in this way you will fulfill the law of Christ" (Galatians 6:2). It also reminds us, "Dear friends, since God so loved us, we also ought to love one another" (1 John 4:11). The Bible states that one sign that we know God is the love we exhibit toward God and others.

If we really have this love, then we want to put it into action. We desire to win the lost to Christ because we're concerned for their souls. We want to help any way we can anyone who needs help, especially our fellow Christians. It is the Christian's privilege to serve—and to be part of a family of believers who love one another and work together for God's glory!

A Meaningful Life

"We were searching for God," says Tom, a former drug user. "Sometimes we sat and meditated for hours. But instead of finding God, we found horror!"

Tom eventually did "find God," but not through dope. A dedicated Christian student witnessed to him and led him to Christ.

Tom is thrilled with his new life in Christ. After attending a Christian school, he became a missionary to his hometown, New York City. Now he is reaching young people and others and helping them through Christ to find deliverance from the world's enslavements.

When Tom was under the influence of drugs, he actually at times thought he was Jesus Christ. His hair was long, and he wore sandals. Many young people today are seeking meaning in life through drugs and alcohol or they revolt against authority. Sometimes their search leads to exciting times, such as getting high, doing the forbidden, or landing in jail. But is this a meaningful life? Proverbs 14:12 says, "There is a way that seems right to a man, but in the end it leads to death."

Tom never found true satisfaction in his former way of life. But now Tom declares enthusiastically that in Christ he at last has found the answer. The joy on his face tells those to whom he witnesses that he has something they'd like to have.

Jesus promised His followers He would give them everything that would make life worth living if they would give God first place in their lives.

When a person puts his whole heart into living for Jesus Christ, he finds he has the most exciting and gratifying life he could ever wish for.

Are you giving God your all, making Him first in everything you do? If you are, your life will be fulfilling and your eternal reward great. Now that's not a bad trade, is it?

A Meaningful Life, Part 2

If we make God first in our life, God has a Bible full of promises that are ours. Take a look:

He promised our needs would be met: "Seek first his kingdom and his righteousness, and all these things will be given to you" (Matthew 6:33).

He promised peace: "Peace I leave with you; my peace I give you. I do not give to you as the world gives. Do not let your hearts be troubled and do not be afraid" (John 14:27).

He promised love and companionship: "If anyone loves me, he will obey my teaching. My Father will love him, and we will come to him and make our home with him" (John 14:23).

He promised joy and answered prayer: "Until now you have not asked for anything in my name. Ask and you will receive, and your joy will be complete" (John 16:24).

He promised guidance: "But when he, the Spirit of truth, comes, he will guide you into all truth" (John 16:13).

He promised comfort: "I will not leave you as orphans; I will come to you" (John 14:18).

He promised power to bear fruit for eternal rewards: "I am the vine;

Devotionals for Boys

you are the branches. If a man remains in me and I in him, he will bear much fruit; apart from me you can do nothing" (John 15:5).

He promised an abundant life: "I have come that they may have life, and have it to the full" (John 10:10).

The Lord will honor His promises. All we have to do is commit ourselves to Him. With that I leave the advice given by the apostle Paul: "Therefore, my dear brothers, stand firm. Let nothing move you. Always give yourselves fully to the work of the Lord, because you know that your labor in the Lord is not in vain" (1 Corinthians 15:58).

The Mockingbird

The sun shines brightly and the grass is covered with diamonds of dew. Suddenly the clear morning air is pierced with the sweet song of a bird. What kind of bird is it? we wonder. We try to discern the pattern of song.

But now it changes! It's a new song. But it is as sweet as the one before. And as we listen for a while and hear numerous arrangements, we realize it's a mockingbird. We run to see what it looks like. A bird that sings that sweetly must surely be gorgeous. But no, this little bird that's singing its heart out in lovely imitation is no beauty.

There's a comparison to be made here: Many of the best imitators of Christ and all that is commendable in His followers are just plain people. They may not be especially intelligent (although some are). They may not be great, as the world deems greatness (although some are). They may not be physically attractive (although some are). But the beauty of Christ shines forth out of them.

The many facets of His beauty reach out and touch others in various ways. Here

there's loving-kindness shown. There is a comforting word. Again infinite patience causes a non-Christian to marvel.

The qualities of Christ are reproduced in this kind of Christian because the Holy Spirit has been allowed to have full sway in his life. These qualities reach out to help, comfort, and amaze others: love, peace, joy, patience, goodness, gentleness, faithfulness, meekness, self-control. When we see these in a person, we say, "There is a real Christian!"


The apostle Paul was able to say to the Corinthians, as well as the Ephesians, "Follow my example, as I follow the example of Christ" (1 Corinthians 11:1).

The mockingbird needs to make no great effort to sing his sweet songs of imitation. It comes natural to him. So it comes natural to the person who

has allowed himself to be filled with the love of Christ to be an "imitator" of Christ.

For love, God's love in one's heart, is the basic ingredient of all the other "fruits of the Spirit." If a person has genuine love for God and others, he will doubtless have the other qualities mentioned in Galatians 5:22, 23.

1 Corinthians 13:4-8, states: "Love is patient, love is kind. It does not envy, it does not boast, it is not proud. It is not rude, it is not self-seeking, it is not easily angered, it keeps no record of wrongs. Love does not delight in evil but rejoices with the truth. It always protects, always trusts, always hopes, always perseveres. Love never fails."

The mockingbird is filled with God's gift of song. The Christian imitator of his Lord Jesus Christ is filled with God's love and joy. 



If you work with Royal Rangers...

THIS CONFERENCE IS FOR YOU!

Join hundreds of other children's workers for the third "Of Such Is the Kingdom" conference on children's ministries in Springfield, Missouri, February 12-14, 1996.

Come and learn in the workshops; worship and pray in the plenary sessions.

Leading ministers such as **Andy Holmes, Mary Rice Hopkins, Joan Nelson, and Jim Gerhold** will be featured. Write or call today for all the details and plan to be with us.

Children's Ministries Consultant
1445 Boonville Avenue • Springfield, MO 65802-1894
(417) 882-2781



CHILDREN'S MINISTRIES CONFERENCE

February 12-14, 1996
Springfield, Missouri



Royal Rangers Week, October 1-7

— “Fan into Flame” —

(2 Timothy 1:6, NIV)

“The best days for the Royal Rangers ministry are about to come,” states National Commander Ken Hunt. “Although Royal Rangers has had a rich history, I believe God has raised up this ministry for the greatest harvest just ahead. God is fanning into flame a fresh burden to reach the lost for Him, and His commission is being taken seriously.”

Today, fresh approaches to evangelizing urban America have been implemented. Missions education and experience have become a top priority. New programs designed to minister to all types of boys are being tooled out. As never before, God is mobilizing us for outreach and fanning into flame a spirit of evangelism!

More than 1 million boys have participated in Royal Rangers. The ministry is established in 54 nations. In the United States alone over 146,000 Rangers in over 5,500 outposts enjoy the indoor and outdoor adventure of Royal Rangers. Dedicated commanders around the world are offering Bible teaching, devotions, counseling, awards and advancement recognition, crafts, games, first aid training, skills training, camp-outs, and much more.

But we have only begun. God has much in store for this ministry. And we are believing God to accomplish the following by the year 2000:

- to place the Royal Rangers ministry in every state-side Assemblies of God church
- to place this ministry in every possible, approved non-Assemblies of God church
- to place Royal Rangers in every country around the world
- to increase the number of chartered churches by 10 percent per year
- that every FCF chapter endeavor to sponsor a Pathfinder trip each year
- to add 650 LFTL Junior Councilmen within the next year, then double the total each year thereafter—or have 10,400 Junior Councilmen by the year 2000
- that each district commander adopt/plant one new outpost every year
- that every district Frontiersmen Camping Fellowship president/district commander generate a one-to-one ratio: one commander to each boy
- to promote the ministry and its application in every Assemblies of God church each year

During Royal Rangers Week remember “to fan into flame the gift of God, which is in you” (2 Timothy 1:6, NIV). Together we will witness a harvest of boys coming into God’s kingdom.

FAN INTO

National Royal

Rangers Week

October 1-7, 1995

2 Timothy 1:6, NIV

Flame



to all creation," Jesus commanded (Mark 16:15, NIV).

Will you come?

Editor's Note: Royal Rangers can participate in various missions activities


and receive merit recognition for their efforts. Ask your commander what missions merits you can earn.

Soon national and district officers will be organizing Royal Rangers/AIM trips to the inner cities of America.

Carolina. However, it may be in your town, to the inner cities, across the state, or to a distant country.

For all of us the call remains the same: "Go into all the world and preach the good news

Royal Rangers Harvest Task Force efforts will enable Rangers who are old enough to participate in children's rallies, street witnessing, and prayer. If you wish to participate in such an event, ask your commander to contact your district commander for further information.

Also, older Rangers can become inner-city MAPS (Mission America Placement Service) workers. By raising funds, a graduating Ranger can participate in 3-month, 1-year, and 2-year MAPS assignments. 

Interested in Missions?

Are you age 15-17 and want to become involved in urban missions?

If so, two new opportunities await your response: Royal Rangers/AIM trips and Royal Rangers/MAPS assignments.

The national Royal Rangers Office has linked arms with the Ambassadors in Mission (AIM) program and the Mission America Placement Service (MAPS) program to offer you the chance at ministry in the inner cities of America.

Rangers/AIM Trips

Through Rangers/AIM trips, you can participate in

a Royal Rangers national or district sponsored trip and help distribute gospel literature and do street witnessing. This October Rangers and commanders in Southern California will participate in the "L.A. Task Force, Harvest '95" trip to help penetrate inner-city Los Angeles with the gospel message. If you are interested, ask your commander to contact his district commander.

Rangers/MAPS Assignments

You can become appointed by the Division of Home Missions as a Rangers MAPS worker to assist urban pastors and missionaries start

Royal Rangers programs in the inner cities. MAPS workers raise their own funds, then participate in 3-month, 1-year, or 2-year assignments. If you want to help pioneer an inner-city Rangers program, contact the national Royal Rangers Office.

Together we can reach the inner cities for Christ.

"Go into all the world and preach the good news to all creation" (Mark 16:15, NIV).

FillerUp

by *W. Ross Dudley, senior commander, Outpost 19, Mountain Home, Idaho*

If you like the window seat when flying, you'd have really liked the window seat Outpost 19 from Mountain Home, Idaho, recently enjoyed. It's one thing to look out the window of a commercial airliner and view the beautiful scenery. It's quite another to look "straight down" from a bubble in the belly of the plane.

National Commander Ken Hunt joined Outpost 19 on a mission flown by the 22nd Air Refueling Squadron (ARS) stationed at Mountain Home Air Force Base, Mountain Home, Idaho. During the mission, Commander Hunt and 21 other men and boys were privileged to view the refueling of two B-1 bombers.

The mission was not without troubles. On that cold November morning, the runway was covered with snow. The mission and take-off times were changed twice, and the weather was not cooperating. No one wanted to talk about it, but everyone wondered if the flight would be canceled.

Then our host from the 22nd ARS came in with a solemn look. He said: "I have bad news and good news. The bad news is the squadron of F-16s we were scheduled to refuel canceled their mission because of the weather. The good news is you'll get to see two B-1s refuel. We're going up!"

The Lord had His hand on the scheduling because refueling an F-16 takes only a few short

minutes while a B-1 requires longer "hook-up" time and would allow the boys more opportunity to view the refueling process.

A crew from the 22nd ARS flew the KC-135 tanker, with members from Outpost 19 aboard, from Mountain Home Air Force Base and back-but not before flying over Idaho, Wyoming, Montana, South Dakota, Nebraska, Kansas,

Colorado, and Utah. That's right, eight states in all and all in about 5 hours!

The boys didn't just sit and wait while aboard

the plane, though. On the way to our destination the "boom operator," Senior Airman Eric Ball, let each Ranger operate the boom while lying flat on his stomach-just as the boom operator does during the refueling process.

The boys were surprised to learn the "gas hose" extended some 20 feet from the boom. They were also surprised how delicate and sensitive the "stick" was. It resembles a joy-stick for a video game. The slightest movement to the left and the entire boom went to the left. Up, down, left, right, in and out, each boy had to check out all the possibilities.

The highlight of the trip occurred about midway in the

flight when the boys noticed two small black dots, seemingly miles away. As the dots grew larger, it became clear these were the two B-1s we were to rendezvous with. The excitement grew as two of the boys-room permitted for only two boys at a time with the boom operator-watched the B-1 draw closer and closer.


Finally the first B-1 was close enough to connect. It seemed like there was a huge vacuum on the B-1 as the hose "snapped" into place. Then the fuel came rushing down the see-through hose. During the process the B-1s had to be reconnected several times since they came undone.

During the flight the boys were welcomed into the cockpit, where they talked to the aircraft commander Captain Dan Mix, copilot 1st Lieutenant Mark Burnette, and navigator Captain Bob Wade. Captain Wade stayed busy explaining to the boys the process of tracking where they were and how to determine the

scheduled arrival times at different checkpoints. The aircraft commander even took off his squadron patch and scarf and presented them

to Commander Hunt. As a final highlight, Commander Hunt was permitted to sit in the cockpit during landing.

Memories were created that day that most won't soon forget. In fact, many of the boys commented at the next Royal Rangers meeting they wanted to join the Air Force and fly! 🌐



MAJOR BUMMER



by Rev. Robb Hawks, national productions coordinator

Jonathan stood at attention. His uniform was freshly cleaned and ironed. He couldn't believe it. National Royal Rangers Commander Ken Hunt was at his church.

"It gives me great pleasure to present to this young man one of the most prestigious awards a Royal Ranger can earn, the Medal of Valor," said the national commander.

Jonathan tried not to panic as he executed a right face and marched across the platform to come to attention before the national commander. The congregation stood to their feet and applauded.

Jonathan could barely believe it as Commander Hunt reached forward and pinned the Medal of Valor upon his

chest. The crowd roared its approval as Jonathan's mind drifted back to the fateful day that made this all possible....

The day was hot—really hot! Jonathan and a number of his FCF friends had attended the Rifleman Territorial Rendezvous down on the Suwannee River in Florida. They had already had a wonderful time. But it was hot.

"Let's swim across the river and do some rock diving," Fearless Fox said.

"Sure, I could use the cooling off," Jonathan replied. The two stripped down to their swimming trunks and raced for the river. Grinning Bear was already in the river, canoeing near the opposite bank. The Suwannee River was only 50 yards wide and the current was not particularly strong.

Fearless Fox and Jonathan quickly made their way to the other side. But the current had washed them about 30 yards downstream from the rocks they wanted to dive from.

Fearless Fox began to swim upriver. He swam right past Grinning Bear. Jonathan was not as strong a swimmer and lagged behind. Fearless Fox reached the diving rocks and was climbing out of the

river when it happened.

There on the rocks sunbathing was a deadly poisonous water moccasin snake. Moccasins can really be dangerous because they often are aggressive and attack unprovoked. Fearless Fox saw the snake, and the snake saw Fearless Fox.


The water moccasin slid off the rock and into the water with one smooth move. Fearless Fox did an abrupt about-face and swam for all he was worth toward Grinning Bear and the canoe.

Jonathan saw Fearless Fox swimming furiously toward the canoe. He called out and asked what was wrong. Fearless Fox's answer was one word: "Moccasin!"

Jonathan reacted immediately. His arms stroked through the water and with the same strokes pulled himself up into the canoe. Fearless Fox was almost in the canoe himself. Jonathan reached over the side of the canoe to help him. As their hands grasped, Fearless Fox let out a gasp as the moccasin bit him on the leg.

The sudden reflex from the bite caused Fearless Fox to pull back. Jonathan lost his balance and the canoe suddenly spun around, pitching Jonathan and Grinning Bear into the river with Fearless Fox and the snake.

Grinning Bear was not about to remain around and become the snake's next victim. He set




out immediately to swim to the opposite shore. Jonathan, experiencing the same fear and panic, began to swim after him.

Suddenly a gasp came from behind Jonathan. He turned and saw Fearless Fox go under the water. Fear gripped Jonathan again, not for himself but for his friend. With his heart beating furiously, Jonathan dived underwater and swam toward his friend.

The Suwannee River is dark, so Jonathan could not see. But he continued to swim toward the last place he had seen his friend. Suddenly he felt some-

thing; it was slender and long. Jonathan at first thought it was the snake, but it was Fearless Fox's arm. Jonathan grabbed him and swam toward the surface.

The memories continued to play through Jonathan's mind. He had finally dragged Fearless Fox to the shore, and some of the FCF men had helped revive Fearless Fox



and get him to the hospital.

"... And in closing, I would like to say this," Commander Hunt continued, "God's Word says in Proverbs 18:24, 'A friend ... sticks closer than a brother,' and Jonathan has proven, through his actions, that he is indeed a true friend."



Flashlight in a Can

by D. Kanzler

Don't throw that empty soda can away! You can use it to make something very interesting: A flashlight.

Items Needed

- 1 empty aluminum soda can
- 1 flashlight bulb, 4.8 volt
- 2 "D" batteries
- 1 6-inch piece of thin, bendable electrical wire (both ends should be cut back so the wire is exposed)
- 1 roll of electrical tape
- 3-4 pieces of newspaper
- 1 scissors
- 1 piece of sandpaper (fine to medium)

Step 1: Carefully cut off the top end of the soda can along the curve with scissors (adult supervision required for younger boys). Cover this edge with electrical tape so it won't cut you.

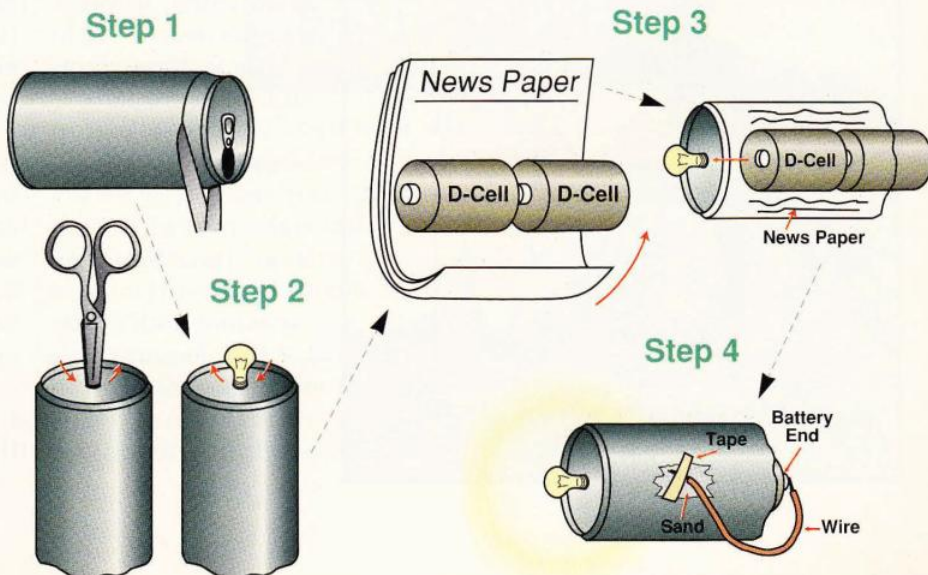
Step 2: Turn the can upside down. Punch a hole in the center of can, using scissors, and rotate the scissors to create a hole. Make the hole big enough so a flashlight bulb can fit in it tightly. Then insert the bulb and set aside the can.

Step 3: Tape two "D" batteries together, ensuring the "positive" end of one battery embraces the "negative" end of the other. Cut newspaper into strips, the same size as the batteries. Wrap about four strips of the newspaper around the batteries, which should be thick enough to fill the inside of the soda can tightly. Notice that the ends of the batteries are exposed. Now insert the wrapped batteries into the soda can, ensuring the "negative" end of the battery is touching the end of the flashlight bulb.

Step 4: Using sandpaper, rub

on the can until the bare aluminum is exposed. Tape one end of electrical wire to the bare spot with electrical tape and the other end of the wire to the "positive" end of the battery.

By connecting the wire to the can and batteries, you have made a complete electrical circuit. Bingo! Now you have a flashlight to see in the dark or to use to send Morse code message to your friends. Watch out; everyone will want one, so be prepared to have fun with your flashlight in a can!



Nebraska Youth Knows Importance of "Stop, Drop, and Roll"

by LaRayne Meyer

"Stop, drop, and roll." That's the message Brad Lewon, of Randolph, Nebraska, tells at schools, health clinics, and Junior Fire Patrol groups. He knows about the advice firsthand.



Brad was featured on television and poses with a television news team.

At age 10 a garage fire burned 42 percent of Brad's body. Brad and his younger brother Kevin discovered an innocent looking pastime in their family's garage. They had found a gas can, poured gasoline on the end of a small stick, and lit the stick. While watching it burn, they decided to pour gas on top of the flames to see what would happen. The fire flared up as Brad jumped back.

Brad noticed a flame burning on the nozzle of the gas

Brad visited by television newscaster at Brad's farewell party before leaving the burn center.



Brad's dad and nurses watch as a fellow burn patient says farewell before leaving the burn center.

can and reached for it—a decision that changed the rest of his life. The day was April 27, 1991, but Brad is still recovering from what happened next.

The gas can exploded, spraying the burning liquid on Brad's upper body. Flames engulfed his head, chest, and



Brad and his family at the burn center. They include parents Brian and Val, sister Marsha, and brother Kevin.

arms. Automatically, Brad did what he had been taught in countless fire safety sessions: he stopped, dropped, and rolled, smothering most of the flames.

On the day of Brad's accident, a Randolph emergency medical technician called in a medical helicopter from a neighboring state and rushed Brad to meet the incoming helicopter.

What followed was a 73-

day hospital stay at St. Luke's Burn Unit in Sioux City, Iowa. During the first 3 weeks, Brad was kept wrapped in bandages while his body swelled to twice its normal size. Only his eyes were visible, though he was unable to see.

Brad did not remain blinded by the accident. His eyes healed without permanent damage.



Brad's family had to don hospital gowns before visiting him.

Twenty surgeries reconstructed the upper portion of Brad's body. Old, burned skin was scraped away with a knife. Good skin was peeled from unburned areas of his body to replace it. The new skin was meshed (pricked with small holes) so the skin could more easily stretch from 1 inch in size to as much as 5 inches. Brad had to lie perfectly still for the first 4 days



Only Brad's eyes and mouth are visible while he spent 4 days lying absolutely still while wrapped in bandages.

so the grafted skin could remain undisturbed.

For the next 4 weeks Brad remained in intensive care. His family had to wear hospital gowns and masks when visiting Brad to prevent the spread of germs, which could cause infection.

Brad's family was uncertain if he would live or die. But God knew!


Surgeries were long and extensive. One surgery to reconstruct the skin under

Brad speaking at area school, showing the gasoline can that exploded.



Brad's eyes took 5½ hours and required 75 stitches.

Brad survived this nightmare. He returned home to a hearty welcome from family, friends, and townspeople. He was invited several times to appear on television.

He now has a message to share with others because of an accident that nearly claimed his life: "Don't play with fire. It's very dangerous. But if you do catch on fire, stop, drop, and roll." And he adds, "Play it safe!" 



**by Clint Davis,
Men's Ministries**

For Rangers learning skills is a way of life. Almost all awards in the Rangers program are geared toward learning some kind of skill that can be applied to everyday life. Why? Because your leaders want you to reach your full potential in Christ—spiritually, mentally, physically, and socially!

If you determine to advance far in Royal Rangers, this discipline can help you the rest of your life.

Think of Rangers as you journey: Awards are being earned, trials are being faced and conquered, and successes are starting to pile up a lot more than failures.

THE ROAD TO ACHIEVEMENT A STANDARD OF EXCELLENCE

Notice how you've changed as you advance in Royal Rangers? Do you stand a little taller, hold your head a little higher? Maybe the hesitation you used to show and feel when presenting a problem to a friend, parent, or commander is giving way to a new feeling of confidence.

Your self-esteem, *not* to be confused with pride or arrogance, is becoming elevated. As you learn more skills each week, you are being prepared to handle more situations and more problems.


You are preparing to take on more responsibility and to show that God can use you as a vital, working part of His mission of reaching, teaching, and keeping others for Christ.

I grew up in Royal Rangers myself. I learned that each award I earned has a key to success. The only way I could obtain the key, unlock the door, and partake in the success was to give my fullest effort. Otherwise, I couldn't have earned the Gold Medal

of Achievement by age 15.

Why is giving it your all important? Think of it this way: What would have happened if God had stopped creating the world after the fifth day? We wouldn't be around to enjoy His incredible creation! What if Neil A. Armstrong and the rest of the *Apollo 11* crew stopped halfway to the moon? We would still be wondering if the moon was made of cheese!

On a serious note, God wants you to learn His way of life so badly He gave His only Son, Jesus Christ, to die on the cross for you. Now that's the ultimate advancement trail! Jesus' trail of teaching and learning was a path we all must endeavor to follow.

So the next time you are working on an advancement requirement, remember this: In all we do, God is always watching us, always willing to give us a hand, but also ready for us to fulfill His calling in our lives. 

Comedy CORNER

Husband: "Honey, this lettuce tastes funny."

Wife: "It's clean. I even washed it with soap."

* * *

Son: "Dad, what kind of a robber is a page?"

Father: "A what?"

Son: "It says here that two pages held up the bride's train."

* * *

Teacher in Agricultural College: "How do you treat a pig with a sore throat?"

Student: "Apply oinkment!"

* * *

After a long, dry sermon, the minister announced that the board would hold a brief meeting immediately

after the benediction. A visitor was the first to greet the minister up front after the service.

"You must have misunderstood the announcement," said the pastor. "I said a meeting of the board."


"So I heard," said the visitor, "and if anyone here was more bored than I was, I'd like to meet him!"

* * *

As the minister started his Sunday sermon, a loud clap of thunder was heard outside as rain began to fall. "Isn't it just like the Lord," said the preacher. "Here we are sitting and relaxing while He's out there washing cars."

* * *

Bill was down by the river bank, watching the minister baptize the boy's friend, Tom, in the icy water. When the pastor raised Tom to the sur-



"WOULD SOMEBODY HAND ME ONE OF THOSE SAFETY SUGGESTION FORMS?"

face, Bill asked, "Is the water cold, Tom?"

"N-n-n-oooo," chattered Tom.

"Better dunk him again, Pastor," advised Bill. "He ain't stopped lyin' yet."

* * *


A railroad man who does odd jobs to make extra money refused to work on Sundays, except, as he says, "to do the Lord's work."

One of his cynical friends challenged him one day with, "How much do you make when you work for the Lord?"

"Well," the railroader replied after a pause, "right now not much. But you can't beat that retirement plan."

* * *

Thomas LaMance
Prewitt, New Mexico



Get ready to race!



Pull out your tools, find your sandpaper, and get ready to put together your fastest, slickest Pinewood Derby racer ever!

That's right. It's time to start preparing for another exciting Pinewood Derby tournament. And that means it's time to order your Pinewood Derby kit, accessories, and racing decals—and get working on your cars—now!

Each car kit comes with a ready-to-carve soft pine car body, black plastic wheels, axles, and axle screws all for under \$2.00. Also, don't forget the hardware: Headlights, steering wheel, lead weight, graphite lube, and of course, the paint kit.

What's more, this year you can make your cars even more realistic with eye-catching decals—just like professional racers have on their cars. Now you can add blazing flames, all kinds of sponsors' logos, personalized licenses, numbers, and even the Royal Rangers emblem to your car. Don't wait a minute longer. Send for your Pinewood Derby supplies today.


Racing Hardware

Pinewood Car Kit	18AL7540	\$1.80
Acrylic Paint Kit, 6 mini-pots	18AL7541	\$1.35
Graphite Lube, Micro-fine, .21 oz.	18AL7542	\$1.25
Lead Weight, 3.5 oz.	18AL7543	\$1.35
Steering Wheel	17AL7399	20¢
Headlights	17AL7400	20¢

Racing Decals

Sponsor #1	14AL6827	\$2.35
Sponsor #2	14AL6828	\$2.35
Flames	14AL6826	\$2.35
Personalized Plates	14AL6829	\$1.45
Number Sheet #24	14AL6830	\$2.35
Royal Rangers Emblem (1")	14AL6831	49¢

—Your new Royal Rangers Specialty Catalog has all the Pinewood Derby accessories—



Do you have your own copy of the all-new **Royal Rangers Specialty Catalog**? If not, you can get one free. Simply call the toll free number and ask for free item #75-2074.

GOSPEL PUBLISHING HOUSE
1445 Boonville Avenue
Springfield, MO 65802-1894

Postage and handling charges: Less than \$10.00, 15%; \$10.00-\$49.99, 10%; \$50.00-\$99.99, 8%; \$100.00 or more, 7%. State sales tax: CA, 7.25%. For shipments outside the U.S., actual postage costs are billed. Prices are subject to change without notice. All orders subject to credit approval. MasterCard, VISA, and Discover accepted. Please provide card number, signature, and expiration date.

Call toll free

1-800-641-4310

(\$5 minimum)

Fax toll free

1-800-328-0294

(U.S., P.R., Hawaii)

International Fax

1-417-862-5881

