

# HIGH ADVENTURE

LEADER EDITION

*A Royal Rangers Magazine For Boys*

WINTER 1995-96

## Royal Rangers of the Year

Fully Equipped

Edward Elephant Says

What Dad Never Told You  
About Winter Camping








**4**



**7**



**12**

Cover photo by Michael Warren

# **HI** ADVENTURE

**Fully Equipped**

**4**

**Major Bummer**

**6**

**Royal Rangers  
of the Year**

**7**

**Edward Elephant Says...**

**8**

**Rascal Rangers**

**10**

**Anatomy of a Snowflake**

**13**

**Comedy Corner**

**15**

**KEN HUNT**, National Commander/Director of Publications

**MARSHALL BRUNER**, Editor

**JIM ERDMANN**, Technical Editor

**DONNA JESTER**, Editorial Assistant

**LARRY BANGLE**, Art Director

**DAN SATTERFIELD**, Designer

**TERRY RABURN**, National Director, Division of Church Ministries

**HIGH ADVENTURE**—Volume 25, Number 3 ISSN (0190-3802) published quarterly by Royal Rangers; 1445 Boonville Avenue; Springfield MO 65802-1894. Subscription rates: single subscription \$1.75 a year; bundle (minimum of five subscriptions, all mailed to one address) \$1.50 a year. © 1995 General Council of the Assemblies of God, Inc., Gospel Publishing House. Printed in USA second-class postage paid at Springfield, Mo. POSTMASTER: Send address changes to High Adventure; 1445 Boonville; Springfield, MO 65802-1894.



# Marching For The Lord


Royal Rangers Theme Song

Words & Music by  
John H. Morton

March-Cadence like (♩ = 100)




**All:** We march to the sound— of a dif- f'rent drum.  
March- ing for the Lord,— we are stand- ing true.  
We all love the Lord— and we're Ran- gers proud.  
Je- sus called us out— from a life of sin.  
Ran- gers love the Lord— and we nev- er quit.




**Leader:** Now, who is the Lord? **Boys:** Je- sus is the Lord.  
Let me hear it now. We are stand- ing true.  
Do you love the Lord? Yes, we love the Lord.  
Are you set a- part? Yes, we're set a- part.  
Let me hear your voice. (Woo!) Loud- er if you can. (Woo!)



**All:** We want to o- bey— ev- 'ry word that He did say.  
March- ing for the Lord,— in His foot- steps we will do.  
Je- sus gave His life— so that we could be set free.  
There is work to do— and we have a place for you.  
We are strong and tough— for the Lord em- pow- ers us.



**Leader:** Now, will you o- bey? **Boys:** Yes, we will o- bey. **All:** A-  
Let me hear it now. We are stand- ing true. I'll  
Tell Him of your sins. Please for- give us Lord. Al-  
Will you join the team? Yes, we'll join the team. We're  
If you're strong, then shout! (Woo!) Is that all you've got? (Woo!)



lert. Clean. Hon- est. Cou- ra- geous, Loy- al, and Cour- te- ous, O-  
do my best to serve God, my church, my fel- low - man; to  
though He did not sin at all, He paid my debt for free. It  
read- y now to work hard, to sweat and give our all. Our



be - di - ent, and Spir - i - tual— That's what we— will be!  
live by the Ran- ger Code; to make the Gold - en Rule— my dail - y rule.—  
cost His life to give us life; now, grate - ful we— will be.  
best we bring to of - fer; We're list - 'ning for— His call.

© 1995 Gospel Publishing House. All rights reserved. Unauthorized duplication prohibited.

NEW THEME SONG

APPEARING IN

PIONEERS &

TRAILBLAZERS

HANDBOOK

## National Poster Competition

Do you enjoy art and design? If so this competition is just for you.

The winner will receive a plaque from the national commander, and the winning poster

will be printed in an upcoming *High Adventure*.

Design your best color Royal Rangers poster. It must be received by February 28, 1996, to the *High Adventure* staff.

Submit to:

Royal Rangers  
Marshall Bruner  
1445 Boonville Ave.  
Springfield, MO  
65802-1894

Royal Rangers





by Jim Kennedy, national  
FCF field advisor

The cold arctic wind was blowing hard as the young Easterner finally arrived in St. Louis, the jumping off place for the mountains. Christmas day would soon arrive. The snow was beginning to pile up in

through his clothes like a knife. The blowing snow made him damp and chilled. He needed a proper outfit if he was to survive.

Joseph needed things like a dependable rifle, a

riding preacher. He was preaching a message Joseph had heard many times, sitting by the fireplace in his parents' cabin.

The preacher was talking about the Savior named Jesus. He had come to earth so that every person might "be prepared for a journey."

The journey is one that everyone takes: the journey of life. This

# Fully Equipped



large drifts as he made his way down the street. Joseph had been lucky to get across the river before it froze and the ferry stopped making trips.

Joseph had been planning for 2 years to go to the mountains and become a mountain man. A trapper of wild game. A man free to do as he pleased.

He had heard so much about mountain men. They were a special breed of men, playing an important part in the history of a young nation. Those he had seen fit the image he had developed in his mind. They were clad in buckskin clothing, leather moccasins, and fur hats.

Many frontiersmen had beadwork and other decorations from the various Indian tribes on their buckskins. They wore heavy coats made of either buffalo or bear hides.

Joseph walked down the street, realizing he was not equipped for his journey. The cold winter wind cut

tomahawk, proper blankets, and gear. As he thought about these items, he began making a mental list of other things he would also need. He needed items like extra flints, a roll of pillow ticking for patches, and a few parts for his rifle—in case it broke—and extra powder. He would also need a supply of food and traps.

Joseph had a good horse for himself but needed a packhorse for his gear. The packhorse would allow him to carry the extra items he wanted for his comfort in the wilderness. He also knew it would come in handy to pack out his furs ... when that time came.

As he searched for the best place to purchase his gear, Joseph passed a circuit

journey, like two trails, leads either to heaven or to hell.

Joseph stopped dead in his tracks as the word *journey* flowed from the preacher's lips. Joseph began to think about his own situation. He was starting on a journey. Without being fully equipped for his journey, Joseph knew he could wind up at the end of one of those trails.

Several men were poking fun at the preacher. That narrow trail he wanted them to travel was too difficult for them. The life of a mountain man was too hard for the weak, and they believed Christians were weak.

The preacher smiled, explaining the Lord provides equipment needed for this journey, that it took a stronger man to live a Christian life than the life they were living. The preacher opened his tattered Bible and began to tell how a man, even a mountain man, can be equipped



for the journey of life.

Young Joseph and one of the grizzled, old trappers realized the truth of what the preacher was saying. The trapper spoke up and asked the preacher, "How can a man with my past be saved?"

The preacher replied: "All men are equal at the foot of the Cross. Whoever calls on the name of the Lord shall be saved. All you must do is confess with your mouth and believe in your heart that God raised Jesus from the dead. Then you will be saved."

As he spoke these

words, the young Easterner and the grizzled trapper sank to their knees. They

**"Be prepared  
for a journey"  
The journey  
is one that  
everyone takes.**

realized their need to be fully equipped for life's journey.

After they had prayed, the preacher shared with

them the words of Jesus, about how He would never leave them or forsake them. As the preacher shared the gospel with the two men, it seemed the Lord had put them together. They formed a partnership—not only with each other ... but with the Lord.

This Christmas would be a special day, one they had never fully understood before. They were now fully equipped for life's journey. They were ready to celebrate the real meaning of Christmas, then travel to those snow-covered mountains.



Art by Fred Deaver



# MAJOR BUMMER

by Rev. Robb Hawks, national productions coordinator



**B**ummer. Major bummer! Jonathan thought to himself as he looked out the window. The flakes of snow continued to fall. For most kids, a heavy snowfall meant snowball fights, skiing, and sledding. But for Jonathan it was pure disaster. All his plans were ruined.

Jonathan had spent weeks planning an awards camp-out. His patrol had planned on earning the Survival Merit. Now . . . well it was obvious that even if his commander would let them, his parents would not. *Bummer! Bummer! Bummer!*

Jonathan continued to stare out the window and watch the big snowflakes gently fall. His mind began to wander back to youth camp

and the exciting time he had had in the Lord.

Youth camp had become a regular routine in his summers, along with Pow Wows and other Rangers camp-outs. Two summers ago Jonathan had knelt at the altar and had received the baptism in the Holy Spirit. It had been a tremendous experience. But this past summer something had happened that would altar all the plans he had carefully made for his life.

Jonathan's daydream turned to the adventures he had planned. *I could have been a great archeologist and discover ancient ruins,* Jonathan thought. *Or I could have been a running back: "He fakes left, then right, dodges a middle linebacker, breaks through the line, then touchdown!" Or I could have been a world famous scientist, carefully examining the results of my latest experiment.*

Adventurer, athlete, scientist, and inventor, all dreams that would never come to pass, Jonathan assumed, all because of youth camp.

Then again Jonathan's mind drifted back to youth camp: The evangelist had preached a great sermon at the youth camp. Jonathan's heart had felt a major tug as

he went to the altar to pray. All around him other teens were praying and rejoicing in the Lord. The organ player was playing a song and singers were singing, "I'll go where you want me to go, dear Lord." Tears began to stream down Jonathan's face. This song was indeed his prayer. He wanted to do what God wanted him to do. Jonathan looked up from the altar, and there above the platform hung a huge banner. "We must go . . . so they will know!"

Jonathan recalled reading the line over and over. Each time he did, the still, small voice of the Holy Spirit became louder and louder, saying, "Jonathan, will you go, so they will know?" Suddenly, Jonathan's heart melted in the presence of God. He knew that someday, somehow, he would become a missionary and travel the world for his Savior, Jesus Christ.

cont. on pg. 15





# 1995 NATIONAL Rangers of the Year

**E**ight regional finalists were named National Royal Rangers of the Year—one of the highest and most prestigious awards in Royal Rangers—and the finalists were honored at a special luncheon in July at Assemblies of God headquarters, Springfield, Mo.

Central), John Reep (Great Lakes), Jess Youngblood (Gulf), Daniel Hocker, Jr. (Southeast), Anthony Goodwin (Northeast), Trenton Polk (South Central), Michael Hammond (Northwest), and Wesley Penner (Southwest).

Jonathan Brown, 17, attends Maple Grove


Gresham, Oreg. Wesley Penner, 17, attends First Assembly, Loomis, Calif.

Though the days of competition are over for these winners, the lessons they learned in Royal Rangers will not be lost. Each can testify that Rangers not only has changed their lives, but will impact them as long as they live. Now their burden is to share Christ with the lost and to share with the saved how Royal Rangers can deepen their relationship with God.

Each of the eight National Royal Rangers of the Year discussed the impact of Royal Rangers upon their lives:

## Jonathan Brown

More poise, self-confidence, a more mature relationship with Christ, and an increased ability to set goals and achieve them are just a few of the benefits Royal Rangers has brought to Jonathan.



"Through the Royal Rangers program, I have grown up with many godly men that I have looked up to as role models," he said. "The spiritual values and instruction taught to me in Royal Rangers have been a significant factor in the development of my own personal values. The strong upbringing in the Word has helped me face many trials and temptations. I know that it will continue to help me in the future."

*cont. on pg. 14*



*Top: Daniel Hocker, Jess Youngblood, John Reep, Marshall Bruner. Front: Paul Stanek, Trenton Polk, Jonathan Brown, Wesley Penner, Anthony Goodwin, Ken Hunt. Not Pictured: Michael Hammond*

The Royal Ranger of the Year award goes to those who win their sectional, district, and regional Ranger of the Year competitions, the result of months of rigorous competition among hundreds of Royal Rangers throughout the United States. The eight winners become 1-year members of the National Royal Rangers Council and also travel within their regions to speak at Royal Rangers functions.

The 1995 national winners, listed by region, are Jonathan Brown (North

Assembly, Maple Grove, Minn. John Reep, 16, attends First Assembly, Bellefontaine, Ohio. Jess Youngblood, 16, attends Christian Life Assembly, Picayune, Miss. Daniel Hocker, Jr., 17, attends Christian Fellowship Assembly, Tunnel Hill, Ga. Anthony Goodwin, 17, attends First Assembly, Cold Springs, N.J. Trenton Polk, 17, attends Christ's Church, Houston, Tex. Michael Hammond, 16, attends Family Worship Center,



# Edward Elephant Says

by Clint Davis, national Men's Ministries Department

Taken from interview with Ken Hunt; excerpts from Pentecostal Evangel and other Assemblies of God publications, as well as personal testimonies

In recent years, as the shadow of AIDS plagues our globe, missionaries sought God for ways to minister to those infected with the virus. They have also looked for ways to educate people at risk about safe health measures.

African nations have struggled to deal with the health problems AIDS presents. Some areas have such high infection rates that the disease is listed as an epidemic. Missionaries have begun outreaches to assist in prevention and in caring for the sick.

In an effort to teach Africa's children and young people about the seriousness of the AIDS virus and about the hope of the gospel, *Edward Elephant Says* ... was born. It was developed by the Division of Foreign Missions,

with the help of our national Light-for-the-Lost Office. The full-color picture booklet has a cartoon format.

Using a friendly elephant, the booklet explains what AIDS is, how to avoid contracting the disease, and how to help AIDS victims. It presents Christ as the only One who can give hope to those infected with the virus. Presently, over 6,000,000 copies of *Edward Elephant Says*... have been distributed worldwide.


"Everywhere we go people are excited to get the booklet, and they want more copies to give to their friends," said Brent Hanson. He's a Missions Abroad Placement Service worker who assisted with parts of the distribution in Africa. "Anglicans, Catholics, and Muslims have opened doors to allow this booklet to be presented. Hindus have commented on how they enjoyed the Christian part of the booklet. It is a powerful evangelistic tool!"

As you already may know,

the Royal Rangers and LFTL offices have combined efforts and made available *The Book of Hope*. It is a condensed version of the Bible to evangelize urban America. This was the first LFTL Junior Councilmen gospel literature project—Project # 8586.

Now over 200,000 copies of *The Book of Hope* have been distributed.

Along with *The Book of Hope* (for stateside), *Edward Elephant Says*... has now become the overseas project for the LFTL Junior Councilmen program. For the cost of one dime, a copy of *Edward Elephant Says*... can be provided. Will you give your dimes to this project—Project # 1800? Soon we hope to place an



## How To COMBAT AIDS?

- Edward Elephant has a plan to combat AIDS.
- He speaks 7 different languages to tell people how to keep from getting AIDS, how to help someone who has AIDS, and how to accept Jesus as Lord and Savior.
- Edward has been distributed in 25 African countries, many places in Latin America, and in Asia Pacific. So far, 6,000,000 Edward Elephant comics have been printed and sent out.
- According to a survey, 50% of people who read Edward Elephant have changed lifestyle.

## BUY SOME ELEPHANTS!

- One Edward Elephant evangelism comic book costs less than 10¢!
- Ten dollars will buy more than 100 Elephants—\$100 will buy over 1,000 Elephants!
- Through Light-for-the-Lost, 100% of your literature investment will be spent on evangelism literature! Not one cent is taken out of your literature donation for overhead expenses!
- Buy some Elephants by sending your gift to: **LFTL Project #1800**

1445 Boonville Ave. • Springfield, MO 65802-1894




# HIGH ADVENTURE

WINTER  
1995-96

A Royal Rangers Magazine For Leaders

LEADER



Marshall Bruner  
National Public Relations  
Coordinator

## A Word For Your Pastor: The Importance of Training

2

## News

4

## Your Outpost Planning Guide

6

## Building Winter Shelters

12

## Can't Go Outside?

13

## Devotions for Boys

14

## One-on-One

Have you experienced self-doubt, questioned your self-worth? I'll be the first to admit so by saying, "Yes!" If you have ever felt inadequate—if you haven't, then you must be a super human—about your abilities, stop for a moment to think what our Royal Rangers must feel at times growing up in today's world.

The comforting thought is that though we in ourselves are worthless and inadequate, we are more than conquerors; we are heirs, children of the living God. This is why He instructs us to "lean not on [our] own understanding" (Proverbs 3:5, NIV).

The psalmist reminds us in Psalm 139:14 that we are "fearfully and wonderfully made." Just think of what God has in mind for the spirit-man.

Is there any wonder why the apostle Paul says in Ephesians 5:1, "Be imitators of God"? Our natural tendency is to think of ourselves and our abilities in human terms. However, God wants us to "retune" our thinking to His thinking: as His children who can receive from Him exceedingly abundantly above all we think and ask.

Read closely what Paul states in Ephesians 1:18-21: "I pray ... *that the eyes of your heart may be enlightened in order that you may know the hope to which he has called you, the riches of his glorious inheritance in the saints, and his incomparably great power ... is like the working of his mighty strength, which he exerted in Christ when he raised him from the dead and seated him at his right hand in the heavenly realms, far above all rule and authority, power and dominion, and every title that can be given, not only in the present age but also in the one to come*" (NIV, italics mine).

The next time you feel inadequate in your calling and talents, the next time you wonder if you are making a difference in the lives of Rangers, or the next time you see a Royal Ranger whose self-worth is lacking, remember this: The One who has conquered death itself is sitting at the right hand of God, ever interceding for us and our ministry.


Neil Anderson states it well in his book *Daily in Christ, a Devotional*: "[God] wants us to be what He has called us to be. And if that's what God wants done, no situations or circumstances of life can keep you from being the ... leader God has called you to be." He states further, "God has a unique place of ministry for each of us."

For us that unique ministry is Royal Rangers. And for us the above Scripture verses note that *nothing* can stop us from being what God wants us to be and doing what God wants us to do. In short, we can be great warriors in the battle for the souls of boys, and together we can reach thousands of boys for Christ.

The battle—and it's a constant one—begins in our minds; we must realize who we are and what God has in store for us. Let's gear up for battle by being imitators of God and by fully understanding who we are in Christ Jesus. The rest will come naturally as the Holy Spirit empowers us.

*Marshall Bruner*





# A Word For Your Pastor: The Importance of Training

by Jim Eubanks, Oklahoma District commander

Every successful pastor and church administration is constantly involved in the discipleship process or the training of new converts. As a pastor I often felt the need for and the importance of training was closely related to the "privilege of ministry."

Webster's dictionary defines the meaning of the word *disciple* as being a follower or pupil. The word value has a double meaning. The standards or moral principles of a new convert are raised by a growth and maturing process, as well as providing scripturally qualified workers for a church family. I am still inwardly thrilled by the privilege of being a part of that process as a minister.

Training enlarges the base or foundation that helps a new follower or disciple to grow and learn. It becomes a self-building of confidence. To train means to guide in the development of—to instruct or prepare as one learns to wait upon God for his or her ministry.

The feeling and attitude that is developed by a sense of accomplishment seems to enlarge itself and when put in a scriptural context begins to create a cycle of growth in the church body that can be far-reaching.

An individual is brought to the kingdom of God through regeneration, then discipled or trained. In a true conversion and transformation of new converts, they begin to feel a sense of burden that leads them to

believe they can do all things through Christ who strengthens them. While they learn to develop a spiritual focus, a deeper life commitment to God is formed.

As a pastor my approach was simple: Every new convert was encouraged to understand the necessity of Christian growth that would lead to discipleship in Christ. Apostle Paul taught us in Ephesians 2:10 that all things are in Christ Jesus. Without Christ there is no hope. "We are his workmanship, created in Christ Jesus unto good works." The point is whatever Jesus would involve himself in just might be the basis of becoming an effective follower of the Cross.

Speaking as a minister, I feel it is necessary to point out that while almost all new converts want to be used of God in the local church, I feel sufficient time (at least 6 months to 1 year) should pass before allowing new converts to step into a place of leadership. This time span should be used to observe just what kind of change has taken place in the new convert, while giving opportunity for Christian maturity.

Pentecostal worship in the church family and involvement in committed altar services will tell much about true commitment to Christ. Deviant character will be brought to the forefront in sincere prayer time around the altar. Not only does "altar time" present an opportunity for an individual to approach God on a direct basis, we usually find that either a deeper life commitment is made, or they will retreat to a lesser place in which true char-

acter will testify of itself.

At the point of learning to prepare for leadership, our church leaders made every effort to enroll individuals in either the *Royal Rangers Leadership Training Course* or the *Missionettes Leadership Training Course*. We found that the cardinal doctrines of the Assemblies of God and the fundamentals of faith are taught on a level of knowledge that was readily understood by all. Simplicity and yet depth are of great value to new converts.

In today's makeup of our present society, one quickly realizes that not all "peoples" have been educated in our Bible colleges or have had the privilege to attend our Assemblies of God youth camps.

From my pastoral viewpoint, I am constantly in awe! Being a part of God's plan of teaching a "wayward soul," regardless of the particular social standing or ethnic background, is spiritually rewarding. The importance of training becomes a spiral that leads continually upward toward the cross.

Pastor, do you find yourself wondering what to do with those hungry faces sitting in the congregation each week? Watch for that "LTC" date from your district or sectional commander. Through your Men's Ministries Department, invite a knowledgeable spokesperson to share what training is available. God has in all probability called someone to do the work of that particular ministry. The importance of training in the discipleship process is still of great value today.



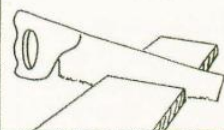


## KID ACTION

### LETTER LOADER

MATERIALS NEEDED....  
1-PIECE OF WOOD  $\frac{1}{2}$ "x4"x12"  
4-COAT HANGER WIRES,  
9" LONG  
PAINT (ANY COLOR)

FIND A PIECE OF  
 $\frac{1}{2}$ " THICK WOOD  
AND CUT IT TO A  
4x12 INCH SIZE.

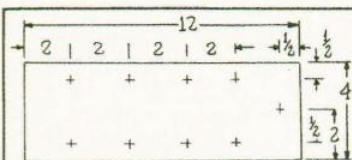
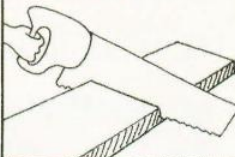


## KID ACTION

### TABLE TOP FLIP GAME

MATERIALS NEEDED....  
1-PIECE OF WOOD,  $\frac{1}{2}$ "x6"x36"  
SANDPAPER, COARSE AND  
FINE  
FELT TIP PEN AND RULER

FIND A PIECE OF  
 $\frac{1}{2}$ " THICK WOOD  
AND CUT IT TO A  
36" LENGTH.

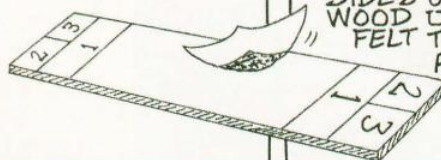


LAYOUT 9 HOLE POSITIONS  
ON THE WOOD THEN BORE 9  
HOLES USING A  $\frac{1}{16}$ " DIAM.  
BIT AND HAND DRILL.

PAINT THE WOOD  
ANY COLOR AND  
ALLOW TO DRY.



SAND ALL SURFACES  
USING THE COARSE  
THEN FINE SANDPAPER



LAYOUT THE GAME  
DESIGN AND  
NUMBERS ON BOTH  
SIDES OF THE  
WOOD USING A  
FELT TIP PEN  
AND RULER.

BEND THE 4 PIECES  
OF WIRE AS SHOWN.

INSERT THE WIRES  
IN THE HOLES.




BEND THE WIRES  
UPWARD AND  
LOAD UP THOSE  
LETTERS.



ANY NUMBER CAN PLAY. PLAYERS TAKE TURNS  
AND FINGER FLIPS THREE PENNIES TOWARD  
THE NUMBERS. PENNIES STOPPING ON THE  
NUMBERED SECTIONS COUNT FOR SCORE.

THE PLAYER SCORING  
21 POINTS FIRST WINS.



## Book View

Books of Interest to Leaders

***Flying Closer to the Flame*, Charles R. Swindoll, Word Publishing**

"If you are totally fulfilled in your Christian experience, seldom frustrated, and rarely dissatisfied with yourself, this book is not for you."

"[The Holy Spirit] longs to empower us with His dynamic presence, change our attitudes, warm our hearts, show us how and where to walk, comfort us in our struggles and our sorrows, strengthen us in the weak and fragile places of our lives, and literally revolutionize our pilgrimage...."

***The Walk*, Gene A. Getz, Broadman & Holman Publishers**

"Dr. Getz takes the readers back to the New Testament to measure their ministry by the divine standard instead of yielding to the 'feel-good' philosophy and theories of our times. He builds a solid foundation on biblical principles mixed with refreshing freedom in form and structure."

***Active Spirituality*, Charles R. Swindoll, Word Publishing**

Writes Swindoll: "Few Things are more needed in our times than for God's people to be biblically literate. But unfortunately, even though the human mind is able to absorb an enormous amount of information, mental laziness in this important area remains a scandalous and undeniable fact."


"So much for the bad news—the problem; let's focus, rather, on the good news—the solution. While there is not some quick-'n'-easy method that will suddenly get us started on the road to biblical literacy, I do believe that one particular discipline (more than any other) will get us on the right track. When I began to get serious about spiritual things, it was this discipline that helped me the most. None other has come to my rescue like this one: *memorizing Scripture*."

"Active spirituality," notes the book, "is the basic orientation of biblical faith. And it's also the heart of this bracing, refreshing, 'non-devotional guide.'"



## National Academy Determined a Success

*by Marshall Bruner, editor*



Perhaps you have attended a national training camp. Did you know that the national instructors are carefully selected and trained? The national Royal Rangers Office recently implemented a new training camp for national training camp instructors to better equip them for their task. The training is called National Academy.

The first ever National Academy was held May 3-7 at the National Royal Rangers Training Center, Eagle Rock, Mo. Over 100 trainees and staff gathered to qualify leaders as national training camp instructors. Over 20 classes were taught to those becoming certified as national training camp instructors.

The National Academy was designed to set a higher standard of training across the United States and abroad. Both students and instructors alike commented on the tremendous success of the training program. Many students said they enjoyed the “hands-on” training, which provided them the practical experience they needed to improve their instructor skills.

Following are brief interviews from staff and trainees of the 1995 National Academy.

**Question:** Describe the purpose and function of the National Academy.

**Answer—Paul Stanek, camp director:** The purpose of the National Training Academy is to elevate the service and ministry of each individual—teaching them to be better men, better ministers, and better commanders. Our second purpose is to help the trainees to become our key leaders in our future national training camps.

Actually we have two schools going on during National Academy—Phase 2 is designed to train general national training camp staff members and Phase 3 for senior commander candidates. Phase 1 is the correspondence course that candidates must successfully complete prior to National Academy.

**Question:** Explain why the academy was developed:

**Answer—Ken Hunt, national commander:** It has been almost 2 years since we began developing the National Academy. The concept evolved out of the Staff-in-Training Program, which before that was the National Staff School. Paul Stanek [national training coordinator] and I began to talk about the inadequacy of the Staff School, in that we needed to provide more hands-on training. Another main objective of the academy is to set a national standard on how to conduct a National Training Camp. Many of the students who graduate from the National Academy will go on to receive on-the-job training at NTC's, gaining experience to become senior guides or camp commanders.

The success of Royal Rangers goes back to the

most basic essential thing: that is training. So the National Academy meets two objectives: 1) We have a national training center here at Eagle Rock, Mo. 2) We have people who are coming to get trained. That interprets into a successful Royal Rangers ministry. If we have well-trained leaders, we will have effective men who are being commissioned by Christ to win souls. However, if leaders are poorly trained, then obviously the effectiveness of the ministry will diminish.

In short, the National Academy will better equip our NTC staff, which will better train those attending NTC's how to reach, teach, and keep boys for Christ. So it is an investment, and each of the leaders who have attended the academy have come to make an investment into the Royal Rangers ministry. We are raising the standards of leadership plus paving the way for the future leaders and the spiritual well-being of boys.

**Question:** What is your role at the National Academy?

**Answer—Fred Deaver, staff member and national FCF president:** I serve as the master senior guide, teaching Phase 3 senior guide candidates. We are in the process of a campsite orientation lesson. The senior guide candidates have erected mini NTC campsites, where they each conduct a





senior guide orientation session. The training will give them some experience and build up their confidence as they go through this camp. Our job as staff members is to point out their strengths and their weaknesses.

At one point in their training, the senior guide candidates will join the camp commander and general staff candidates to function as a team. It has been a pleasure to work with the six senior guide candidates and work with them one-on-one.

**Answer—Jim Kennedy, staff member and national FCF field advisor:** We are enabling each man to see, through hands-on experience, the various methods of training taught at national training camps. My responsibility is to evaluate the candidates to ensure they meet standards of training that have been established—which is a good effective instructor who can present himself as a representative of Jesus Christ and the Royal Rangers ministry.

**Answer—David Craun, staff member and Louisiana District commander:** This afternoon I will be doing student evaluations, and tomorrow I will be evaluating teams that set up the Wild Wild West Show for the Thursday night Council Fire. Today my students will be setting up the model campsite. We have four teams in all setting up the model campsites.

The camp is outstanding. The method in which the academy is being conducted is probably the most effective way of training students within a 1-week period.

**Answer—Jim Barger, staff member and president of National Royal Rangers Council:** Many of the trainees here said they came because they thought it was a necessary evil. These are our veterans who have served as NTC staff members. However, now that they have experienced the academy, their opinions have changed and they feel the experience they have gained is good. I am excited to see the fruits of the academy next year at our

National Training Camps. The National Academy is a super concept—it's too many years overdue.

**Question:** Where are you from, and what is your opinion of the National Academy so far?

**Answer—Dennis Hammer, trainee:** I am from Boise, Idaho. We are enjoying the academy because we have never been to staff school. All of us in Southern Idaho are hoping this will help us out for NTC next year. So far it really is getting practical application. Instead of learning from a book, we are doing it out here in the open, which helps a lot. The hands-on learning gives us the ability to put our learning into practice.

**Question:** What was your perception before coming to the academy compared to now that you are here?

**Answer:** We are getting more hands-on training instead of lectures on how to do it. We are part of the new program, so we were able to do all the book work ahead of time. The academy really gives us a sense of commitment and accomplishment.

As a sectional staff member, I encourage pastors and our men's directors to attend an NTC.

**Question:** You obviously have been involved in Royal Rangers quite a bit. From a pastoral standpoint what do you think Royal Rangers is all about and what this camp is all about?

**Answer—Gary Fountain, trainee:** I'm from Home Dale, Idaho, Home Dale Assembly of God, Outpost 43. I am the senior pastor there.

I was in Royal Rangers for years, kind of doing it a self-made way—not doing it the correct way. Then when I came to Home Dale, a couple of my men were excited about Rangers. They had the Rangers program going and wanted to participate in the *Leadership Training Course*. So I completed the course as well. After 2 years I finally finished after attending

NTC. It was when I went to the NTC that I really caught the vision of the program because I did see it from a boy's perspective. I saw how to do it right and got a lot of helpful hints. From there I completed LTC and went on to the Advanced National Training Camp, the Winter National Training Camp, and now the National Academy. And here I am, just really sold on the program.

When you see the boys and girls get saved at a young age, I feel that the Royal Rangers and Missionettes programs are really where it is at. I am not saying that Royal Rangers is the



best program, but I do not know of a better one. So I guess it is the best, and I really appreciate the Royal Rangers and being a part of the team.

**Question:** Pastor Fountain, if you had an audience of pastors here before you, what would you say to them?

**Answer:** I would encourage every man to go to take the LTC and go to an NTC. Those 3 days would be the most valuable days of a guy's life because he would see the Royal Rangers perspective in the way they really would want to portray it. Pastors need to have a vision for Royal Rangers. They need to be exposed to it, and without the exposure they really do not know what [the ministry] is about. Once they get the exposure, I think they really catch the vision.





# Your Outpost Planning Guide



by John Eller,  
national  
dispatcher

## Straight Arrows

*Overall Approach: Winter need not be a difficult time for planning activities. With a little creativity, you can develop fun activities throughout the colder months. Keep your meetings exciting and informative. Remember, Straight Arrows have a short attention span, so keep changing activities to retain their interest. The suggestions given here are only a model. Use your own ideas to supplement and enlarge.*

### December

**1st Week—Hawaii:** Have on hand a map or a globe that clearly shows the state of Hawaii. Tell the boys this is our 50th state. Did you know you can snow ski in Hawaii during wintertime? We usually think of Hawaii as being tropical year around.


Explain that on Hawaii's biggest island two volcanic mountains are so high their summits are snow covered. Discussion Questions: Could you snow ski and water ski the same day in Hawaii? Which would you rather do? Which requires more skill? Which requires more equipment?

**2nd Week—Oceanography:** In December 1872 oceanography became known as a science. The first research ship, the *Challenger*, was launched at that time. Discuss the similarities between the first oceanography ship and the U.S. spaceship *Challenger*. In 1872 the ocean was a relatively new frontier. In 1982 the atmosphere was a new frontier. Both ships were to be used for exploration of new frontiers. Discussion Questions: What happened to the spaceship *Challenger*? (It blew

up on a mission, with the seven people aboard losing their lives.) What do we owe the people who have risked their lives to improve life on earth? Can you name some other pioneers? (Columbus, Magellan, Marco Polo, etc.).

**3rd Week—Chewing Gum:** Display different kinds of chewing gum. Name some flavors of gum. Take a vote on the most popular flavor. Explain that chewing gum has been around for a long time. The patent was granted in 1869. Discussion Questions: Which is your favorite kind of gum? Do you chew sweet or sugarless gum? Can you think of ways gum can be good for you? Can you think of ways gum can be bad for you? Can gum contribute to good health? How can your teeth be affected by gum? What should we do with gum when we are finished chewing it? What is the wrapper used for? Some people say gum helps you to be more sociable. Do you think it does? Should you accept gum from people you do not know? Why is it unsanitary to throw away used gum on the sidewalks or streets?

**4th Week—Milk:** Milk is associated with good things to eat all year long, especially in winter. Some milk cartons contain the words *pasteurized*, *homogenized*, and *fortified*. Ask the boys what these words mean. *Pasteurized* means milk has been heated to destroy germs. *Homogenized* means the fat globules of the milk have been "beaten" so tiny that every drop is the same—smooth. *Fortified* means something healthy has been added to the milk—usually vitamins A and D. Discussion Questions: What is whole milk? What is 2 percent milk? Do you like canned milk? What is powdered milk? What is ice cream made from?



### January

**1st Week—Happy New Year:** Lead in a prayer of thanks to God for His blessings this past year. Ask each boy to tell something good that happened to him in 1995. Ask the following questions: What is meant by the saying, "Happy New Year?" Was your year happy this past year? Do you know what a New Year's resolution is? List on a chalkboard some possible resolutions: 1) read the Bible more, 2) attend Sunday school regularly, 3) help people in need, 4) do all your homework, 5) be helpful at home. Conduct a discussion on each and ways boys can keep their resolutions. Next, list on the chalkboard some goals for the outpost group. 1) Each boy earn advancements, 2) each boy have a uniform, 3) new activities and projects, 4) invite new boys to the meetings, 5) more crafts and field trips. Conclude the meeting with a Happy New Year celebration.

**2nd Week—Health:** In 1964 the U.S. surgeon general announced that smoking was hazardous to people's health. What is the surgeon general's job? (The surgeon general is a doctor appointed by our federal government to be in charge of the health of American citizens.) Discussion Questions: If you had heard this news in 1964, would you have predicted that the percentage of people smoking would decline? Why or why not? What do the warning labels on cigarette packages and ads mean? What kind of diseases are associated with smoking and other uses of tobacco? Is tobacco good for you? Why do some people think it is "cool" to use tobacco? Is tobacco good for your testimony? Involve the boys in a group discussion on how habits are formed—see Section 2, "The Trap," in the *Royal Rangers Insight Group* handbook.

**3rd Week—Reptiles:** List four groups (classes) of reptiles in alphabetical order (crocodiles, dinosaurs, lizards, pterosaurs, snakes, turtles). Now classify the reptiles according to which are



extinct and which are not (extinct: dinosaurs, pterosaurs; not extinct: crocodiles, lizards, snakes, turtles). Discussion Question: What do reptiles do in winter? What are endangered species? How many endangered species can you name? What can be done in the new year to help the endangered species survive?

During January winter conditions affect much of the United States. Tell where you think the following animals are now: monarch butterflies (Mexico), Pacific humpback whales (Hawaii and California), Canada geese (Northern Mexico), cardinals (usually don't migrate), Yellowstone bighorn sheep (down from high mountains into lower meadows). What other migrating animals can you name?

**4th Week—Presidents:** Presidents are sworn into office on January 20. Does this happen every year? Why not? List on a chalkboard some scientific facts and concepts that presidents should know in order to be effective in



office. Here are some examples: 1) promoting medicine/health, 2) protecting the environment. If a president dies in office, when is the vice-president sworn in as president? How many presidents have we had? (42 if you count Grover Cleveland twice for his two separate terms). How many vice-presidents eventually became president? (13). Which president served the longest? (Franklin D. Roosevelt was elected to 4 terms but served just over 12 years. He died only a few months

after being sworn into his fourth term). Which president had the shortest term? (William Henry Harrison served 1 month). Who is our president and vice-president now? Why should we pray for them and respect them?

**5th Week—Doctors:** This week discuss the different types of doctors who care for the sick. List on a chalkboard the various types of doctors and explain their duties. List examples like the following: veterinarian, pediatrician, cardiologist, neurologist, internist (a doctor specializing in adult's general health), etc. Discussion Questions: What is the doctor called who takes care of your teeth? Why do some doctors give shots? What is a pharmacy? What is a prescription? When did you last see a doctor? Why do doctors charge fees?

**Alternative: 5th Week—Victor's Victories:** If you have not done so, introduce the Straight Arrows to Victor. In the Royal Rangers handbook called *Victor's Victories*, the central character named Victor teaches Rangers about God's perspective on issues today's young boys face. Use one of the lesson plans in *Victor's Victories* and involve the boys in the "Suggested Activities" and "Optional Activities."

## February

**1st Week—God's Creatures:** Explain the following: Bears and humans alike walk on the soles of their feet. Most other large mammals walk on the front part of their feet. The rest of their foot looks like part of their leg. Why do you suppose God created some animals the way He did? How are horses different than cattle? What kind of animals are eaten by man? Which animals are most often helpful to man? What is the difference between domestic and wild animals? Can wild animals become tame? Can domestic animals turn wild? How are dogs different from cats? What are some unusual pets people have? Do laws prevent having certain animals as pets? What kind of animal would you

have as a pet if you could?

**2nd Week—Washington Monument:** Show a picture of the Washington Monument. Explain that it was dedicated on February 21, 1885. Involve the boys in a discussion using these questions: What building materials were used to construct the monument? (Answer: The outside is white marble. Granite and limestone were also used. The roof is aluminum, thought at the time to be a precious metal. The walls are set with 189 carved memorial stones presented by a variety of countries, states, and people—some of historic significance.) Who is honored by the monument? It is said that Washington was, "first in war, first in peace, and first in the hearts of his countrymen." What does that mean? What do you think Washington would say if he could see America today? What might surprise him? (automobiles, trains, airplanes, space craft, etc.). How do you think he would like the way America acts and feels about things?

**3rd Week—Sky View:** Explain the following: Hans Lippershey probably invented the telescope in 1608, but Galileo was the first to point a telescope at the stars. Galileo's telescope was weaker than the average pair of binoculars today. What did Galileo see that anyone can now see with a good pair of binoculars? (Four of Jupiter's 12 moons, mountains of the earth's moon, and sunspots—never point any optical instrument at the sun.) Show a chart of the night sky and discuss the North Star, Big and Little Dippers, and other star formations. When possible plan a stargaze to identify stars and planets. Explain the difference between astronomy and astrology. Show the difference between star study and superstition. Explain why we are to be guided by God and His Word, not by stars. Encourage prayer for direction in daily life.

**4th Week—Gone Fishing:** Explain why commercial fishermen like to fish in parts of the ocean called banks. In



the ocean a bank is an area that is more shallow than the rest of the ocean. Fish congregate in shallower water because there is a greater variety of plants for food close to the surface. Photosynthesis occurs in these plants because sunlight can get to them. Note that the Grand Banks, off Newfoundland, have been partially closed due to overfishing. Discussion Questions: Do fishermen go fishing during winter? What kinds of fish are found along the coasts of the continental United States? Have you heard of deep-sea fishing? What kind of fish can you catch there? Where does the fish served at restaurants come from? What is the difference between freshwater and saltwater fish?

## Buckaroos

*Overall Approach: Buckaroos are curious and eager to learn. This quarter can be a fun time for them as you utilize the opportunities in your outpost group meetings. Keep the excitement level high as you show the adventure of learning. Winter need not be drab. You can have successful meetings every time by asking the Lord to guide and direct you in giving your best effort.*

## December

**1st Week—Greeting Cards:** It is nice to stay in touch with friends and family living far from home. What better way to stay in touch than with homemade greeting cards? Cards having a nature theme are especially nice. Prior to this week instruct the Buckaroos to bring in a variety of greeting cards. Allow time for the boys to do a show and tell, using the greeting cards they have collected. For a craft project, let these young Rangers create their own greeting cards. This can be done using a vegetable, believe it or not! Cut a potato in half and carve a design on the cut surface. This becomes your stamp. (You will need to have an ink pad on hand or several pads with different colors of ink.) Only the raised part will print, so cut away what you do not want to show.

Let the potato dry at least 1 hour. Dip the potato in ink, or brush it on carefully with a small brush. Press the potato onto the paper, working carefully so that it doesn't smudge. Now let the boys print their own greeting cards.

**2nd Week—Decorations:** This week allow the Buckaroos to decorate. Decorations can be made from natural materials. Here are some ideas: 1) Decorate pine cones with sequins and gold and silver balls glued to the scales. 2) Make miniature wreaths from tiny hemlock cones glued to cardboard shapes. 3) Tie bundles of cinnamon sticks with velvet ribbon. 4) Make some festive "snow" covered cones to hang or wire to wreaths. Wind some wire around the cones and dip into wallpaper paste. When the paste feels tacky, dip the cones into white laundry power. Let dry before you decorate them with some ribbon. Everyone loves to string popcorn and cranberries.

**3rd Week—Cone Crafts:** Here are some more craft ideas: Make comical figures, like a jolly woodland clan. They can be made to hang or stand. To keep the cones upright, glue the fat ends of the cones to small circles cut from cardboard, or make bases from modeling clay. Make heads from acorns and chestnuts. Fashion arms from pipe cleaners. Clothe your people with bits of felt and paper.

Bird figures can also be made from cones. Different shaped cones will suggest different birds. Add real feathers to the cones, or make some from tissue, crepe, or construction paper. The bird figures can be hung horizontally or made to perch.

**4th Week—Winter Clothing:** Prepare for this meeting a display of warm clothing, and explain how the items help trap and hold body heat, important for outside winter activities. Explain why clothing made from natural fibers—such as wool or cotton—are excellent for keeping warm during

the winter. Natural fibers let your skin breathe. Let the boys take a close look at some wool yarn to see how each fuzzy strand helps create a barrier to help trap body heat. The more layers one puts on, the warmer he gets. Encourage your boys to dress warmly when they go outside in winter. Remind them that more than 50 percent of body heat is lost through the head, so headgear is important.

**Alternative: 5th Week—Victor's Victories:** If you have not done so, introduce the Buckaroos to Victor. In the Royal Rangers handbook called *Victor's Victories*, the central character named Victor teaches Rangers about God's perspective on issues today's young boys face. Use one of the lesson plans in *Victor's Victories* and involve the boys in the "Suggested Activities" and "Optional Activities."

## January

**1st Week—Wind Chill:** This week teach your boys about wind chill. Thermometers cannot measure one factor that contributes greatly to the cold, which is wind. Explain that cold temperatures plus wind equal even colder temperatures. During the winter months, many forecasters warn of wind chill. While an outside temperature of 30 degrees may be tolerable, adding a brisk 25 mph wind will render a wind chill of 0 degrees! Discuss frostbite and how to guard against it.

**2nd Week—Frosty:** Examine window frost, using either an actual window or a picture. Frost forms in beautiful fern and feather-like patterns. Explain how frost forms: When the cold outside air comes in contact with the warm, moist inside air at the glass itself, the moisture freezes. This once common occurrence is seldom seen nowadays because most windows have double panes of glass, or are protected by storm windows. You can experiment with the boys by leaving a storm window up a bit and making sure the windows are not completely clean, which can cause frost to form. Explain that frost patterns usually start forming



FOR OFFICE USE:

REC:

DUE:

SNT:



## National Training Camp Application

### PLEASE PRINT

Personal GPH Account No. \_\_\_\_\_

Name \_\_\_\_\_

Address \_\_\_\_\_

City, State, Zip \_\_\_\_\_

Home Phone (\_\_\_\_) \_\_\_\_\_

Occupation \_\_\_\_\_

District \_\_\_\_\_ Outpost # \_\_\_\_\_ Date of Birth \_\_\_\_\_

You must be 18 years old or older to attend this camp.

### IN CASE OF EMERGENCY, PLEASE NOTIFY

Name \_\_\_\_\_

Address \_\_\_\_\_

City, State, Zip \_\_\_\_\_

Phone (\_\_\_\_) \_\_\_\_\_

Relationship \_\_\_\_\_

Spouse's Name \_\_\_\_\_

Applicant's RR Position \_\_\_\_\_

## Camp Locations for 1996

1	[ ]	FLORIDA	FORT MEADE (CAMP WILDERNESS)	FEBRUARY 1-4,	1996
2	[ ]	S. TEXAS	CHESTER (CAMP TAKULA)	MAY 2-5,	1996
3	[ ]	N. CALIFORNIA	EMIGRANT GAP (DONNER MINE CAMP)	MAY 16-19,	1996
4	[ ]	INDIANA	CRAWFORDSVILLE (CAMP ROTARY)	MAY 16-19,	1996
5	[ ]	TENNESSEE	GOODLETTSVILLE (CAMP AMBASSADOR)	MAY 23-26,	1996
6	[ ]	IDAHO	TWIN FALLS (CAMP TAWAKANI)	AUGUST 15-18,	1996
7	[ ]	WASHINGTON	EATON (DOUBLE-K CHRISTIAN RETREAT CENTER)	SEPTEMBER 5-8,	1996
8	[ ]	NEW JERSEY	WOODSTOWN (CAMP ROOSEVELT, BSA)	SEPTEMBER 5-8,	1996
9	[ ]	MISSOURI	EAGLE ROCK (CAMP EAGLE ROCK)	SEPTEMBER 12-15,	1996
10	[ ]	NEW HAMPSHIRE	WILMOT (CAMP LIGHT OF THE WORLD)	SEPTEMBER 12-15,	1996
11	[ ]	NEW MEXICO	CARLSBAD (GUADALUPE CHRISTIAN CAMP)	SEPTEMBER 19-22,	1996

You must be in good health in order to participate in the strenuous activities of the training camp. Therefore, you must have a physical examination. After examination, please sign the following statement: **"After consulting with my physician, I know of no physical limitation that would restrict me from participating in the camp activities."**

Any medical facts we should know: \_\_\_\_\_

(Signature) \_\_\_\_\_ Date: \_\_\_\_\_

Because of the limited size and the advanced cost of setting up these camps, a **\$50** preregistration fee must accompany this application. This will be applied toward the total camp fee, which will be approximately **\$110**. A **\$5 discount** will be given at the camp for those who preregister **4 weeks** prior to the camp date. **NOTE: To cancel** you must notify the national office at least 3 weeks prior to the beginning of the camp. Your preregistration fee will be refundable (**minus a \$10 clerical fee**). Cancellation after this date is nonrefundable! In the event of low enrollment, these events are subject to cancellation and total refund. Cancellation will be made **3 weeks** prior to the event. Please submit your application as early as possible.

MAIL THIS FORM TO: Royal Rangers; 1445 Boonville Avenue; Springfield, MO 65802-1894

CREDIT LEDGER: 001-01-031-4001-000



# NATIONAL TRAINING CAMP

## PERSONAL EQUIPMENT CHECKLIST

### CLOTHING

- 1 Complete Class B Royal Rangers uniform (long-sleeved khaki shirt, khaki trousers, khaki Royal Rangers belt—no dress coats or ties are worn)
- 1 Royal Rangers jacket
- 1 Royal Rangers sweatshirt (for colder areas only)
- 1 Pair army fatigue trousers, jeans, or other work-type trousers for casual wear
- 2 Royal Rangers T-shirts
- \* Extra uniforms or fatigues for fresh change
- 1 Pair heavy shoes or boots for camp activities and hiking
- 2 Pairs heavy socks (navy or black)
- 1 Poncho or raincoat with hood
- \* Underclothing and handkerchiefs
- \* Pajamas
- \* Please Note: No cap or hat is needed. A special beret will be issued. (Every item except emblem, name tab, and district strip should be removed from uniform).
- \* As desired

### PERSONAL ITEMS

Sleeping bag	Personal first aid kit
Air mattress or foam pad	Pocket knife and whetstone
Toilet kit and mirror (no outlet for electric razor)	Hand ax
Towels and washcloths	8-inch mill file
Mess kit (plate, bowl, and cup)	Compass (Silva style preferred)
Silverware kit (knife, fork, and spoon)	Waterproof match container with matches
Canteen	<i>Adventures in Camping</i> handbook
Pack and lightweight pack frame (for overnight hike)	<i>Royal Rangers Leaders Manual</i>
Small lightweight tent (for overnight hike)	Small Bible
Ground cloth (waterproof)	Pen and pencil
Flashlight with extra batteries	

### OPTIONAL ITEMS

Ditty bag to carry small items	Compact sewing kit
Insect repellent	Survival kit
Folding plastic cup	Camera
Thermal underwear (for colder areas)	Suntan lotion
Small package of facial tissues	Sunglasses
Nail clippers with fingernail file	Pillow



# OUTPOST COMMANDER'S AWARD

The Outpost Commander's Award is a special achievement award for outpost commanders who have demonstrated outstanding service. All points must be earned for service rendered during the current calendar year. NATIONAL TRAINING EVENTS MAY BE COUNTED EACH YEAR.

Name \_\_\_\_\_ Address \_\_\_\_\_ City \_\_\_\_\_

State \_\_\_\_\_ Zip \_\_\_\_\_ District \_\_\_\_\_ Outpost Number \_\_\_\_\_

FILL IN THE BLANKS WITH THE NUMBER OF POINTS EARNED:

- |   |   |
|---|---|
| 1. AN UP-TO-DATE CHARTERED GROUP:<br>20 points _____  | 12. WEARING PROPER UNIFORM: 5 points _____  |
| 2. COMPLETED LEADERSHIP TRAINING<br>COURSE I-V: 20 points _____   | 13. OUTPOST MEETINGS: 1 point each<br>meeting conducted _____   |
| 3. ADVANCEMENT PARTICIPATION<br>25 points if at least 50% of boys<br>in your outpost received an ad-<br>vancement and if at least 4 Councils<br>of Achievement were conducted _____ | 14. OUTPOST USING THE PATROL<br>METHOD PROGRAM: 5 points _____  |
| 4. OUTPOST CAMP-OUTS: 2 points each _____   | 15. GOLD BAR MEETINGS: 1 point each<br>meeting of boy/adult leadership<br>planning the outpost meetings and<br>activities _____ |
| 5. OUTPOST OUTINGS: 2 points each<br>except for camp-outs _____   | 16. CURRENT RED CROSS CARD:<br>2 points for each card _____   |
| 6. ATTENDING A NATIONAL TRAINING<br>CAMP: 5 points _____  | 17. OUTPOST SERVICE PROJECT:<br>2 points for each project _____   |
| 7. ATTENDING OTHER NATIONAL TRAIN-<br>ING EVENT: 5 points for each event _____  | 18. ACTIVE FCF MEMBER: 2 points _____   |
| 8. OUTPOST PARTICIPATION IN A<br>DISTRICT POW WOW: 5 points _____   | 19. LEADERSHIP MEETINGS: 2 points<br>each for attending area-, section-,<br>or district-wide meetings _____                     |
| 9. BOYS WON TO CHRIST: 5 points each _____  | 20. OUTPOST VISITATION PROGRAM:<br>2 points for each home visited _____   |
| 10. NEW MEMBERS: 2 points each _____  | 21. ATTEND LFTL RALLY OR<br>BANQUET: 2 points _____   |
| 11. RANGER OF THE YEAR PROGRAM:<br>5 points _____   | 22. OUTPOST PLEDGE TO<br>LFTL LITERATURE: 2 points _____  |
|   | 23. LFTL LITERATURE: 4 points for<br>paying an outpost pledge in full _____   |
|   | TOTAL POINTS _____  |

## REQUIREMENTS FOR AWARD

1. The outpost must have an up-to-date charter.
2. The commander must have completed the *Leadership Training Course*.
3. A minimum of 180 points are needed to qualify.

All outpost commanders who meet the above qualifications will be eligible to receive and wear the Outpost Commander's Award. Time period—JANUARY 1 through DECEMBER 31 of the current year.

NOTE: Please complete your copy of the Outpost Commander's Award Evaluation Sheet, and mail it to your *district commander*, not the national office. Your district commander will supervise the awarding of the Outpost Commander's Award. Seven dollars must be attached to cover the cost of the medal (subject to change by GPH without notice.)

If all outpost commanders of one church earn this medal, the senior commanders may also wear an Outpost Commander's Award.



# TRAINING OPPORTUNITIES

*Royal Rangers national training events are designed to give you the very best training for all phases of the Royal Rangers ministry, with major emphasis on camping.*

**NATIONAL TRAINING CAMP** is designed to give leaders professional training in camping and leadership, plus the opportunity of outstanding fellowship and adventure in the out-of-doors. See attached application for locations and dates.



**BUCKAROOS/STRAIGHT ARROWS TRAINING CONFERENCE** is designed to give leaders training in various techniques and methods of leadership. Trainees will also receive training in various aspects of the Buckaroos and Straight Arrows ministries. **Locations and dates for 1996:** Lake Wales (Masterpiece Gardens), Florida, January 26-28; Chester (Camp Takula), Texas, February 8-10; Carlisle (Penn-Del Conference Center), Pennsylvania, May 23-25; Carlinville (Lake Williamson Christian Ctr.), Illinois, October 17-19; Woodworth (Woodworth A/G Campground), Louisiana, November 21-23.

**NATIONAL TRAINING TRAILS** allows leaders to participate in outstanding, rugged outdoor activities surrounded by some of America's most beautiful scenery. Leaders will be on the trail 4 exciting days, carrying all their gear and food in backpacks. **Locations and dates for 1996:** Glennie (Huron National Forest), Michigan, May 23-26; Eagle Rock (Camp Eagle Rock), Missouri, October 10-13.



**NATIONAL CANOE EXPEDITION** is designed to give leaders specialized training on how to conduct canoe trips and to provide outstanding adventure in some of the most beautiful canoe country in America. **Location and dates for 1996:** Eagle Rock (Camp Eagle Rock), Missouri, April 18-21.

**ADVANCED NATIONAL TRAINING CAMP** is designed to provide Royal Rangers leaders with additional training beyond that offered at the National Training Camp. It will also help inspire leaders to greater involvement in the Royal Rangers ministry. A leader must have attended NTC before enrolling. **Location and dates for 1996:** Ogden (A/G Campground), Iowa, May 23-26.



**NATIONAL ACADEMY** is a national training school designed to train selected leaders to become staff members for national training camps. **Location and dates for 1996:** Eagle Rock (Camp Eagle Rock), Missouri, May 1-5.

**WINTER NATIONAL TRAINING CAMP** will give leaders professional training in winter camping, camp craft, and various winter-related activities. The camp will be conducted in an appropriate winter setting. The camp is designed to inspire leaders to provide more activities for their outposts during winter months. **Location and dates for 1996:** Yuba Gap (Snowflower Resort), California, January 18-21.





around an irregularity on the surface of the glass then spread outward. Encourage your boys to look at the different designs frost makes. Ask if they ever heard of Jack Frost. Discussion Questions: What does frost on the pumpkin mean? Can plants survive frost? Which of them cannot?

**3rd Week—Evergreens:** Explain that ancient people held evergreens in high esteem. To them these plants, just by being green during wintertime, held the promise of spring renewal. Instruct the Buckaroos to bring twigs of evergreen to this meeting. Have the boys explain what type of evergreen they have gathered. Bring an encyclopedia and display the various kinds of evergreen and in what states they exist. Use a little of the evergreen to make the room look festive. You may choose to bring enough evergreen to make wreaths.

**4th Week—What Causes Winter?:** Bring to this meeting a globe of the earth. Use it to illustrate the following: Winter differs greatly around the country and around the world. The cold often associated with winter occurs when the portion of the earth where we live is tilted farthest from the sun, as the earth makes its yearly journey around the sun. A globe that is tilted on its stand shows how this happens. You can illustrate with a lamp, the bulb representing the sun. Using the globe, rotate it around a lamp bulb. Next, have each boy make a fist and rotate his fist around the bulb. Have them pay attention to the heat radiating on their fists. Explain that during wintertime in the United States, and other places in the northern hemisphere, people in Australia and other places in the southern hemisphere are enjoying their summer. Explain that areas such as Florida stay warm year-round because they reside near or on the equator. The middle section of the

earth has little extreme temperatures, although they do have a winter. Prevailing winds and ocean currents also contribute to Florida's mild temperatures.

**5th Week—Winter Words:** This week's project is winter word games. Create a poster that says, "A January fog will freeze a hog." Have the boys think of all the words that relate to cold—such as freezing, frigid, numbing, arctic, teeth-shattering. List the words on a chalkboard. Find some rhyming words for winter conditions—such as nice ice, snow show, and sleet treat. Have the Buckaroos think of the colors associated with winter—white, grays, and black. Have them make up some winter-sounding words of their own.

**Discussion Questions:** What is your favorite thing about winter? Do you like sleds? Have you ever been on a sleigh ride?

Why have sleds and sleighs fallen out of usage? Was there snowfall in your area last winter? How many snows do you expect each year? What was the coldest day last winter? How many days were temperatures below freezing? Any days below zero?

## February

**1st Week—Man's Winter Apparel:** Do a display of different kinds of coats and jackets. Display a winter wear catalog, preferably one designed for outdoorsmen, and discuss the different winter wear and its intended design. Stress the importance of neck scarves and sock caps. Lead in the topic with a discussion like this: People come up with some ingenious ways of keeping warm in winter. Some change their environment—like going to Florida—instead of adapting to the cold, as animals do. While we have borrowed ideas from nature, we have gone further in some cases. We insulate our homes, like squirrels do their nests, but we also heat them artificially. We also

dress for the weather. Discussion Questions: What is a down jacket? Can you imagine how birds must feel when they fluff their down? How do animals like sheep and dogs keep warm in winter? What lessons about the cold do we learn from animals that hibernate?

**2nd Week—Animal's Winter Apparel:** Bring to this meeting displays of animal furs and different plant life. Discuss each display in detail. Lead in with a discussion such as follows: How do animals keep warm without the benefit of insulated houses and heated homes? Some animals migrate to warmer areas. Others hibernate and become dormant. Other animals remain active in spite of the cold. Horses and dogs put on their winter coats. Some birds use barns and other man-made shelters. Plants have ways to keep warm also. Some may look dead, but they are not. Some plants, called annuals or biennials, die after 1 or 2 years. Others live on for many years. The perennials, like trees, keep growing year after year. Many shed their leaves and halt their growth. Pine trees keep their needles because they are covered with a waxy substance. It's like the hand lotion you use.

**3rd Week—Winter Safety:** Discuss icy roads and sidewalks with your boys. Explain why they are dangerous. Ask questions such as this: "How can you get hurt on icy steps? What happens when tires slip on the ice?" Explain how to prevent accidents on the ice. Discuss topics such as the following: Some highway departments use both salt and sand to combat the icy conditions. Why is sand better than salt? (Salt leaves a stain and can wash off into drains and ditches and cause trees and other plants to die. Salt melts ice, but sand just adds grit to assist in traction.) For a good visual aid, demonstrate the following using two ice cubes: Sprinkle one ice cube with salt and the other with sand. Ask, "Which melts quicker?" Then explain why sand is much kinder to a car, shoes, or boots.





## 4th Week—Salt Water & Winter:

Ask the boys, "Have you ever wondered why the ocean water doesn't freeze in winter?" Explain that it does freeze, but the heavy concentration of salt causes it to freeze at a lower temperature. Also, the constant movement of the waves discourages the water from freezing into ice. Only in the far north does salt water freeze with any regularity. About 10 percent of the earth is covered with ice. These are huge masses of ice that never melt. Icebergs are large chunks that break off and float. (If possible, display an encyclopedia with pictures of icebergs.) These will sometimes melt if they reach warmer waters. At other times, icebergs will adhere to each other and form larger icebergs. Icebergs are a hazard to ships. One famous ship that was supposed to be unsinkable, the Titanic, sank on its maiden voyage after hitting an iceberg. (If possible, bring to the meeting an encyclopedia explaining the wreckage of the Titanic.) Most icebergs show only their very top—about 10 percent. The rest is submerged.

## Pioneers, Trailblazers, Air-Sea-Trail Rangers

*Overall Approach: Retaining the interest of our boys at any age during the winter months is a challenge. However, this time of year is good for working on advancements, encouraging your Rangers to work on merits, and doing a general survey of your outpost group. Challenge your boys at each opportunity to strive for excellence and overcome the obstacles as they arise.*

## December

**1st Week—Conservation:** Review the conservation section of the *Adventures in Camping* handbook. Involve the Rangers in a discussion on conservation. Involve them in a conservation assignment. For example, instruct the Rangers the week before to separate at home all recyclable items. Before they separate the

trash, have them weigh the entire contents, then weigh it again after the recyclable items have been removed. Doing so will help them understand how much we throw away can be reused. Doing our part might not seem like much. But if everyone becomes conservatively minded, it adds up to big savings for the environment.

**2nd Week—Draft Dodger:** This week let the Rangers make their own draft dodgers to place across thresholds and window sills that lose a lot of heat. Choose some tightly woven fabric. Cut a piece 6 inches wide by at least 4 inches longer than the threshold or sill it will span. With the right side of fabric folded to the inside, stitch the fabric lengthwise and across one end. Turn the fabric right side out and fill with sand. Sew up the open end. Put the draft dodger in place. No more drafts! Such a project could be used as a winter fundraiser for the outpost.

**3rd Week—Christmas Giving:** Christmas is a time of giving. Perhaps this Christmas your Rangers can give a lasting gift to nature. Many nature centers and zoos have small staffs that care for all the animals. They only get time off if volunteers offer to help feed the animals and keep an eye on things, especially over the holidays. Those who make efforts to preserve land or endangered species need support. Another way of giving is to have the Rangers visit the sick in a hospital or to offer canned goods and gifts to the needy. This year help make a merry Christmas.

Another way to keep the Rangers active is to decorate the meeting room with a Christmas tree. The tree, you will notice, will make a nice meeting feature during

the following week. Decorate the tree with strings of berries and popcorn.

**4th Week—Recycling:** Recycle your Christmas tree. There are a number of ways to do this. Some foods on the tree—like cranberries, popcorn, or cookies—should be taken from the tree to feed the birds. The tree can be set in a corner of your property. Many animals and birds will use it for shelter. If your Rangers have not had the chance to count the rings of a tree yet, do so now. Saw the trunk straight across for a clear view. Most trees are 8 to 10 years old when they are felled and sold as Christmas trees. How old is your tree?


## January

### 1st Week—Happy New Year:

Lead in a prayer of thanks to God for His blessings this past year. Ask each boy to tell something good that happened to him in 1995. List on a chalkboard some possible New Year's resolutions: 1) read the Bible more, 2) attend Sunday school regularly, 3) help people in need, 4) do all your homework, 5) be helpful at home. Conduct a discussion on each resolution and ways boys can keep them. Next, list on the chalkboard some goals for the outpost: 1) each boy earn advancements, 2) each boy have a uniform, 3) new activities and projects, 4) invite new boys to the meetings, 5) more crafts and field trips. Conclude the meeting with a Happy New Year's celebration.

### 2nd Week—Uninvited

**Guests:** A nice, warm house is an open invitation to various small animals who neither migrate nor hibernate. Mice are the most commonly uninvited house guests. Depending on where you live, you might find shrews, rats, bats, lizards, and even squirrels inhabiting a house. Challenge your







Rangers to trap some creatures this week. Involve them in a craft project of assembling traps, which they build from a plan or construct using their imagination. Peanut butter works well as bait. The Rangers may wish to keep the animals for a day or so before returning them to the wild. But ... Rangers should let the creatures go far away from their homes or they will return to that warm habitat.

**3rd Week—Treasure Display:** It is fun to collect nature things during hikes and camping trips. This week have the Rangers display what items they have collected during outings, even Pow Wows and Camporamas. Create an area in your meeting room to place nature treasures. This need not be elaborate—just a table or two. A bulletin board is ideal for tacking up pictures and information. Explore the possibilities of using a pegboard or a free-standing oversized box to tape things to or even a piece of string stretched taut from which items can be hung.

**4th Week—Things Gathered:** Instruct the Rangers to bring for display all the things they should not throw away. Each Ranger should discuss the items he brought and explain how they are useful. Doing so can teach the Rangers that recycling begins at home—by reusing shoe boxes, berry boxes and baskets, plastic bags, jars, cardboard boxes, catalogues and magazines, film canisters, Styrofoam butcher's trays, egg cartons, coffee cans, deli containers, plastic soda bottles, yogurt and cottage cheese containers and margarine tubs. Be on the lookout for these and other items that can be used or reused.

### 5th Week—Watch for Snow:

Explain the following: When the temperature at cloud level is at freezing temperatures or below and the clouds are filled with moisture, be on the lookout for snow. If the air close to the ground is warm enough, the precipitation that started out as snow may turn to rain by the time it touches earth. Snow is not frozen rain, which is properly known as sleet. The same principle determines whether the snow will be "wet" or "dry." "Wet" snow forms when slightly warmer temperatures cause the falling flakes to bunch together in clumps. "Dry" snow forms when the air temperature is very low (cold) and the resulting flakes are smaller and harder.

## February

**1st Week—Snow Melt:** Explain the following: The volume of snow changes as it melts. The greater amount of snow melts to a lesser amount of water. The air trapped within the flakes accounts for the difference. The amount of air depends on the conditions when the snow fell. "Dry" snow traps more air than "wet" snow that clumps together. Faced with a driveway full of snow to shovel, you would probably hope for "dry" snow, because it weighs a lot less! Conditions being equal, "dry" snow will also melt more readily than the "wet" stuff. If you are hoping to build a snow fort, "wet" is best. This project can be tested by gathering snow and freezing it for such a meeting feature as this.

**2nd Week—Snowflakes:** Display drawings of different snow flakes, such as those illustrated in "The Anatomy of a Snow" in the attached *High Adventure*. Explain that all

snow flakes are six-sided crystals of ice, forming in one of seven basic shapes: prismatic column, hexagonal plate, cup, hexagonal column, needle, flat plate, and dendrite. It is said that no two snowflakes are alike. Could that be? Considering the average snowflake contains  $10^{18}$  molecules of water (that is 10 times 10, times 10, 18 times), the number of different combinations those molecules can make is mind-staggering.

### 3rd Week—Catching Snowflakes:

Can you catch a snowflake? They melt so quickly when they land on a warm surface. Catching them requires some planning. Chill a dark sheet of construction paper outdoors or in a freezer. Examine the single flakes with a magnifying glass as they land on the paper. Permanent impressions of snowflakes can be made by catching falling flakes on a chilled pane of glass which has been sprayed with hair spray or artist's fixative. Keeping the prepared glass as cold as possible, take it outdoors and allow some

flakes to settle on it. When you have collected enough, take the glass indoors and let it dry at room temperature for about 15 minutes. You'll have a permanent record of some of nature's most amazing designs!



### 4th Week—Snow Gauge:

Your Rangers can make a snow gauge. It can be made from any container that you can mark off in inches or centimeters. A simple gauge can be made from the bottom half of a clear plastic soda bottle, marked with an indelible laundry marker on the outside. Your Rangers can also measure snow with a yardstick, although this is not always reliable since snow drifts. On a snowy day have the Rangers compare their findings with the forecast amount.





# Building Winter Shelters

by Robert E. Doughtie

**A**s I crossed Donner Summit May 15, 1995, I noticed large snowbanks. Normally the banks would not be there this time of the year. They brought to mind a week in February 1958, when I and 40 other young men spent a week in the vicinity of the Castle Peak Rest stop on Interstate 80. Now in those days I-80 was not there ... but we were. We were there to learn about winter survival in preparation for becoming survival instructors with the U.S. Air Force.

When we think about survival, we know that food is important. Water and fire are important for survival too, but the most important is shelter. To survive one must protect himself from the elements. Hypothermia is a killer, so to survive one must do all he can to stay dry and warm. And to have a fun winter camp-out, your shelter is equally important.

The first night of our survival training, we slept in one-man mountain tents, which were set up on top of the snow. Because they were completely enclosed, with floors and walls all attached, we figured it would be nice and warm. Wrong! That was probably the coldest I have ever been.

The second day we built a snow trench (Figure 1). We slept a lot

warmer that night and even warmer the third night. We had dug snow caves (Figure 2) during that day. We dug into the base of a snow bank with an opening about 2 feet in diameter. We worked in two-man teams so one person would be inside digging out snow while the other person was on the outside moving the snow away from the shelter. This shelter is built on three levels (see Figure 2). We found when we were inside that it was very quiet. Snow not only is good insulation from the cold but also from noise. It is important to keep the air vent open. You can do so by using a long stick.

## Setting Up Winter Shelters

When setting up a winter shelter, use potential places in the area for shelter (Figures 3). Also, use available materials to improvise a shelter (Figure 4).

What is the shelter to protect you from? Perhaps you are thinking of rain, cold, snow, and winds. However, an adequate shelter not only protects you from the natural elements, but it also provides psychological well-being necessary for good rest.

Good rest is important for a sound mind in order to make good decisions.

Lean-to shelters (Figures 5) offer only marginal protection from wind and rain. But an A-frame (Figures 6) is much easier to build and a lot easier to close off from wind and the elements. A survival shelter may be small and cramped, but it should protect you from the elements.

When selecting a shelter site, avoid low areas, such as creek beds. And do not build under dead trees or limbs. Construct the shelter so you can sleep reasonably well. Select a level or near level site. Remove stones and sticks.

Even if you have commercial tents, you may find that in inclement weather they do not protect you from the elements. For this reason it is wise to carry some type of waterproof material—such as a space blanket, piece of plastic sheet, etc. You can cover a tent with a large piece of plastic wrap, securing the ends of the material at the corners with cords and a small rock (Figure 7) so it will not blow off. This will also create a dead air space between rain cover and tent. Doing so will help keep out the elements and help hold in heat.

Winter camping can be fun if you are prepared. So this winter let your Rangers have lots of fun: show them how to build winter shelters.

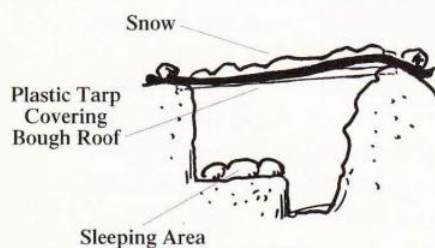


FIG 1

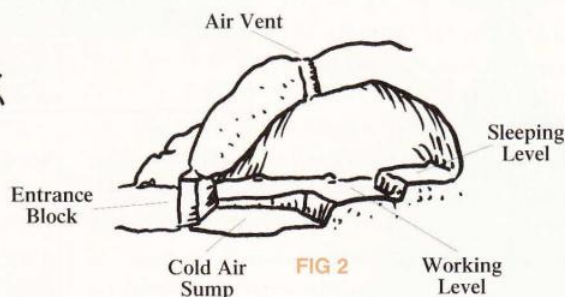


FIG 2




FIG 3




FIG 4



FIG 5



FIG 6

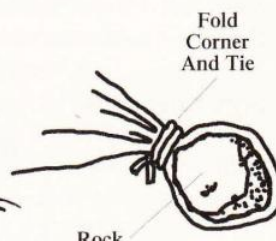


FIG 7



# Can't Go Outside?

by Chris Mobley, senior commander, Outpost 251, Everett, Washington

**A**re you having one of those days when you can't go outside? If so, here are some ideas of things you can do inside when you can't go outside:

One of the great activities well-remembered at our outpost is the father-and-son events. Our outpost did this one Wednesday night. We had sent out flyers the previous week, inviting all dads to participate.

## Rattlesnake Swat

Come that Wednesday evening, our first activity was called "rattlesnake swat." This game is accomplished by forming a circle of about eight pairs—dads and lads. One pair is selected to start. Both participants are blindfolded then spun around inside the circle formed by the other players. Next, the dad is given rolled up newspaper, which is used to swat with. The boy is given a small can with pebbles in it to rattle whenever the dad said "rattle."

The object is for the boy to rattle his can as the dad tries to swat the rattle. The secret is that after the first rattle, the blindfold is removed from the boy, so he can easily avoid being hit. After a few frustrating misses by dad, the dad switches places with his son. However, the boy is handed a heavier newspaper. Now envision a boy with a hefty newspaper who can see and a blindfolded dad with his rattler. You can figure out for yourself the fun this game can provide.

After playing other interesting games such as this, the meeting can be ended with a devotional, which relates to father-son relationships. We get many

Rangers leaders from these events.

## Video Premier

Boys enjoy seeing themselves on television, regardless of how meaningless the activity. This can be done by videotaping the Rangers during their activities. Plays are particularly fun for the boys. For example, plan an outing at someone's house and involve the boys in a play. Afterward play the video for the boys to watch. Watch the boys' faces during the video and you will see the delight they have in watching themselves.

After showing the home-made video, share how great the boys looked. Ask them how they felt when they were watching themselves. They all will tell you they were great and it was a lot of fun. Then remind the Rangers that God feels exactly the same way when He sees them sharing His Word with their friends and that everything they do and say He reviews. Then add, "Don't we want to bring God this great joy?" Close in prayer.

## Mall Treasure Hunt

Our Pioneers have always enjoyed our "Mall Treasure Hunt." Perhaps your Rangers would too. The objective is for the boys to unravel clues at the mall. The commanders give the boys clues so the Rangers can discover the "hidden treasures."


First, obtain permission from the mall manager to do the activity. Then go to the mall a few days before the event to start making notes for clues. The treasures (answers to the clues) should not be hidden in

the stores to avoid disturbing customers. Just by window shopping the Rangers should be able to answer all the questions.

The entire mall should be divided into sections on a map. Each section should have a series of questions that the Pioneers need to answer. Here are some examples: Question: Where would someone likely find a king? Answer: At the Hallmark store. (The crown over the store name is easy to locate.) List about 30 to 40 questions on the back of the mall map.

Once the event begins, each boy should be assigned to a "buddy team." Each buddy team, then, is appointed to an area of the mall, as indicated on the map. The teams must be given a specific time and place to regroup following the treasure hunt. Before the treasure hunt, go over the rules on how to play the game. The fun thing about this game is there are no losers and all win.

After the teams have regrouped, allow the boys to share what clues they were able to solve. You may wish to conclude the treasure hunt as we do: by sharing a Bible story about how God's Word gives us clues for discovering His will for our lives. By now the boys are likely hungry, so treat them to a snack or a meal there at the mall.

This winter you are bound to experience those days when you can't take the Rangers outside. So try games such as these with your boys inside. And remember, it may be lousy on the outside ... but Sonny on the inside if you know Jesus Christ as your personal Savior! 



by Muriel Larson

*Scripture verses cited from the New International Version*

## Batty Subject

"I'm not going into that cave! There might be bats in it!" Andrea declared. "The rest of you can go, but you can count me out!"

"What are you afraid of a few little bats?" her brother Jeffrey exclaimed.

"So okay, go on in!" Andrea said. "And if you get bitten by a bat and die of rabies, don't say I didn't tell you so!"

"All right," said their father, "that's enough, you two. We're on vacation, and we came all this way to see the wonderful Carlsbad Caverns, and we will. Andrea, the bats go to sleep during the daytime, and they don't come out until evening falls. So you don't have anything to worry about. Let's go!"

How do you feel about bats? Most of us think they're kind of scary, don't we.

When you hear of bats, what comes to your mind? Rabies? Blood-sucking vampire bats? Scary stuff? Did you know there are two sides to the bat story? In fact, there are two sides to bats. They are really mammals yet they have wings and can fly like birds. They have thumbs, a tail, toes, and big ears. Did you ever hear the saying, "as blind as a bat"? Well, it's not true. Most bats have very good eyesight.

Bats can fly swiftly through the darkest night without bumping into anything. That's because God built into them a kind of radar system. As a bat flies, it makes high-pitched sounds we can't hear. Its big ears catch echoes of sounds bouncing off anything in its way. It can even avoid wires as thin as a human hair.

Bats hang upside down with no effort. God built them just right so they can sleep like that, usually hanging from the roof of a cave.

The natives in Western Samoa enjoy eating bats. They wrap a bat in leaves, bake it on stones in a ground oven, and then serve it. What does it taste like? Like greasy chicken, they say. I'll take chicken, won't you?

Vampire bats are small. They live

in the tropics and are the only kind that live on blood. Megabats prefer flowers, pollen, and fruit. Most bats live on insects.

Now why did God make bats? Well, probably because they love to eat insects, like mosquitoes, that are harmful to man. So the next time you hear the "bzzz" of a mosquito nearby, first slap it then thank God that because of His little bats, there are probably a lot fewer mosquitoes!

The Lord has a reason for everything that exists in this world. John 1:3 says, "Through him all things were made; without him nothing was made that has been made."

## From Drugs to Devil Worship as told to Muriel Larson

I was a "Hell's Angel" for 7 years. I had joined the group in Los Angeles when I was just 13. I desperately needed someone I could look up to, and the "Angels" represented big brothers to me.

One of them warned me, "Rick, if you ever take drugs, we'll tear you apart! Drugs kill people. And they're killing us!"

But I figured, "Man, if you're going to do it, so am I." Soon I was smoking pot and dropping pills. I went on to hallucinogens—LSD and mescaline. They took my mind right out of my body for hours. But as soon as the effect wore off, I had to have more. The LSD began to affect my mind.

One day while riding my cycle, I developed tunnel vision, saw spirals of fire coming from my cycle. Thinking I had wings, I started flapping them to get away. I soared off my cycle and landed in the dirt by the road. Pain seared me. At the hospital I vowed, "I'll never touch dope again!"

Famous last words for someone hooked on drugs! Back I went to them. Then a guy got me hooked on heroin. (He's now in a mental institution.)

About this time I went up to San Francisco to look into Satan worship. I liked it, because Satan granted my every wish. He's not like God. He'll

give you things whether they're good for you or not. And the things people ask of Satan aren't good.

Oh, yes, Satan is real! When I returned to Los Angeles, he went with me. I couldn't get him off my back. I continued worshiping Satan, along with all my friends. I was an animal. One night I took three huge friends of mine to a graveyard. These guys all had their black belts in Karate. I was going to introduce them to Satan.

Satanic power was definitely there, and the eeriness scared us all to tears! Those three big guys were shaking as much as I was. We ran from that graveyard as fast as we could.

After that I started mainlining heroin. I realized I was getting in deep and pleaded for help from some friends of mine.

"Sure, we'll help you get off," they agreed. They locked me in a closet, where I stayed for 2 weeks. I banged my head and hands against the wall and broke my knuckles. When they finally let me out, I swore I'd never try to stop again. I went back to heroin.

My habit grew from \$5 a day to \$50 a day. I had to steal to get that kind of money. Life was killing me. I hadn't had a bath for about 8 months. My clothes hadn't been washed for almost 3 years. I was a filthy mess.

"It's not worth living any more," I mumbled to myself. Shooting a huge overdose of heroin, I crawled into a big, square garbage can to die.

It was a fitting place for me. I lay there spitting blood for 4 days—all 115 pounds of me in absolute misery.

Finally I pulled myself out of that trash can and staggered home. I don't know what my mother thought of me as I walked in that door. But you know how mothers are. "Mom," I cried, "I need help!" I dropped into a kitchen chair.

"I have just the solution for you, Son," she said. "There's an evangelist in town."

"Aw, Mom, I've tried religion before," I answered. "It doesn't work!" I had been president of our church youth group when I was 14, during the same time I was shooting drugs and rid-



ing with the Hell's Angels!

But Mom talked me into going to hear the evangelist anyway. I'm glad she did. For 4 days I lay on the grass field where the crusade was being conducted, going through withdrawal agonies and listening to the evangelist. That was the first time I had ever heard Jesus Christ presented like that. Jesus Christ was a Man, he said—yet He was God, who loved us so much that He died for our sins.

"If you will receive Him," declared the evangelist, "He will change your life."

I lay on my back and looked up at the fleecy white clouds overhead. "Jesus," I said, "if You are real, and if what this man says about You is true, then come into my life and make me the kind of person You want me to be."

A moment later a tear trickled down my cheek. He was real—just as Satan was real. But as His love filled my heart, I realized the great difference. Now I wanted to do right. Now I wanted to do God's will, not my own.

And now I'm God's servant, clean inside and out, transformed by God's power!

Jesus said, "I am come that they might have life, and that they might have it more abundantly" (John 10:10, KJV). You can have this too if you just open the door of your life and ask Jesus Christ to come in.

## Thin Ice

A lot of us like to see how close we can get to danger without getting hurt.

In the town where I grew up, we had a pond. After several days of freezing weather, most of the church teens would gather there after school. We'd sit down on a fallen tree and pull on our ice skates. Smaller kids would run with their sleds and belly flop onto the ice, skimming across the slick surface. Some of the older guys would start a bonfire, using the dead wood lying around.

The ice was thick and dependable where we were. But over by the bridge where the water ran in fast from the Barnegat Bay inlet, water rippled through holes in the thin ice.

"Watch me skate between those holes without going through!" one daring soul declared.

"You'd better not try it!" I called. "That water is cold!"

"Don't worry about me!" he answered. "Here I go!"

And off he sailed across the ice with sweeping strokes of his long legs. We all stared after him, wondering if he'd make it. He didn't.

"Help! Help me!" he yelled. So some of the older guys skated out, getting in as close as they dared, and extended a branch to the shivering dummy.

You'd have thought he'd learn, but he didn't. Later he came back to the pond and did the same dumb thing again. But the rest of us learned from his experience.

Unfortunately, a lot of us like to see how close we can get to danger without getting hurt. Likewise, we toy with mild temptations that might lead us into some real trouble. "Well, this isn't so bad," we might say. "I don't see why the church is so against it." Or, "I don't see what's so bad about the crowd I go with."

Others may see we're skating on thin ice and try to warn us. Or we may hear or read a Scripture verse that rings a warning bell to us.

Do we brush it off and plunge toward thin ice and a miserable experience? And if already we've had a miserable experience, have we learned anything from it?

The Bible warns Christian believers, "Be very careful, then, how you—live, not as unwise but as wise, making the most of every opportunity, because the days are evil. Therefore do not be foolish, but understand what the Lord's will is" (Ephesians 5:15-17).

## Warning Signs!

When you drive, you see all kinds of road signs—stop signs, yield signs, slow signs, and sharp curve signs. What would happen if you didn't stop at a stop sign and a motorist with the right-of-way hit the intersection at 50 miles an hour? You might end up with a steering wheel wrapped around

your neck!

Drivers often regard "stop" signs rather casually. They cruise up to the crossroads, slow a little, glance left and right, and keep right on going. Some find themselves looking up into the grim face of a patrolman.

Then there are those speed limit signs. "It won't hurt to go a little over the limit," say some drivers. Soon they hear a local justice-of-peace intoning, "That will be \$25."

Warning signs are there for a reason. One day a driver was tearing down the highway at, or a little above, the speed limit. Suddenly he saw a "sharp curve" sign, with a 25-mile-an-hour speed limit.

*Oh, they can't be serious!* He thought. So he just slowed to about 40, and barely made the curve on two wheels.

Yes, he should have obeyed that speed limit sign. It's wrong to break the law. And it can be downright dangerous.

The same thing goes for ignoring God's warning system. He has posted the Christian's way with all kinds of warning signs. Many of these are found in His Word. But you don't see a warning sign unless you look, do you? That's why it's important for us to read His Word. "I have hidden your word in my heart that I might not sin against you," said the psalmist in Psalm 119:11.

Every human being has a built-in warning system from God; it's called *conscience*. Some people ignore it so often they cease to hear it. That's a big mistake, because it's there to help protect us from ourselves and from the lies of the devil.

Besides a conscience, we who are Christians also have the Holy Spirit dwelling within us. He warns us when we're about to do something wrong. If we quench His voice, it's like driving blindfolded on the freeway.


The Bible says, "We must pay more careful attention, therefore, to what we have heard, so that we do not drift away" (Hebrews 2:1). God's warning signs have been posted for our eternal benefit. To ignore them is sheer foolishness.





# 1996 National Rendezvous

For members of the Frontiersmen Camping Fellowships



**"Lighting the  
Wilderness"**

**(John 8:12)**

**Date:** July 15-19, 1996  
**Place:** Camp Eagle Rock  
Eagle Rock, Missouri  
**Cost:** Young Bucks: \$40  
Old-Timers: \$50

Have you joined FCF? Ask your commander how you can join this elite group of boys and men who are the spiritual leaders of the Royal Rangers.

**A Chance of a Lifetime!**

(use as wall poster)



# ays Helps Stop Aids


order for 100,000 copies of *Edward Elephant Says* ....

The current goal of 2,000,000 copies has been set. Pledges totaling \$90,000 were committed at the 1995 National Royal Rangers Council in Springfield, Missouri. But it takes all Royal Rangers to help reach this goal. That means you need to help too!

Because of the AIDS virus, the next generation of young Africans is in jeopardy of extinction. The need for the *Edward Elephant Says*... project is imme-

diate and urgent. The number one prevention of AIDS is to know Jesus as the Savior of souls. And for this reason the plan of salvation is woven into the *Edward Elephant Says*... storyline.

Royal Rangers National Commander Ken Hunt says: "This project is led of the Holy Spirit. God has called us to see the world as it really is ... to make a difference. The Lord told us pointedly we must be moved with compassion and we should act accordingly. It is a huge chal-

lenge. God bids us over and over: Give to missions! This is the Great Commission being fulfilled." 

*Editor's Note: Will you and your outpost help by giving funds toward the Edward Elephant Says... gospel literature project? Together you can help make an eternal difference for thousands of African boys and girls. Start today. Send your missions offerings to Light-for-the-Lost; Project #1800; 1445 Boonville Ave.; Springfield, MO 65802-1894.*

## Interested in Missions?

**A**re you age 15-17 and want to become involved in urban missions?

If so, two new opportunities await your response: Royal Rangers/AIM trips and Royal Rangers/MAPS assignments.

The national Royal Rangers Office has linked arms with the Ambassadors in Mission (AIM) program and the Mission America Placement Service (MAPS) program to offer you the chance at ministry in the inner cities of America.

### *Rangers/AIM Trips*

Through Rangers/AIM trips, you can participate in

a Royal Rangers national or district sponsored trip and help distribute gospel literature and do street witnessing. This October Rangers and commanders in Southern California will participate in the "L.A. Task Force, Harvest '95" trip to help penetrate inner-city Los Angeles with the gospel message. If you are interested, ask your commander to contact his district commander.

### *Rangers/MAPS Assignments*

You can become appointed by the Division of Home Missions as a Rangers MAPS worker to assist urban pastors and missionaries start

Royal Rangers programs in the inner cities. MAPS workers raise their own funds, then participate in 3-month, 1-year, or 2-year assignments. If you want to help pioneer an inner-city Rangers program, contact the national Royal Rangers Office.

Together we can reach the inner cities for Christ.

*"Go into all the world and preach the good news to all creation" (Mark 16:15, 110).*



# RASCAL RANGERS

ALRIGHT BOYS, LET'S GET READY FOR THE SNOWBALL FIGHT!

in SNOW CAMP

BY: ROB HAWKS & DAVID SMITH




GUYS, WE GOT BEAT LAST YEAR. LET'S GET CREATIVE!!

WHO NEEDS BRAINS WHEN YOU'VE GOT BRAUN.




FORMULA FOR VICTORY.



THROW SNOWBALLS INTO TREE, WHICH CAUSES AVALANCHE. . . .







# What Dad Never Told You About Winter Camping

by Michael Warren




Photo by Michael Warren

I suppose there are a few things more fun than camping in the snow.

"Hey Mike," you might say, "why should I go out and make myself into a human icicle ... especially when I could stay at home and work on my collection of postage stamps, featuring colorful butterflies from around the world?"

You've got a point there. But look at some of the advantages of winter camping:

- ❄ You get first pick of the campsites.
- ❄ You don't have to worry about ants (except for the little furry ones).
- ❄ You don't get very dirty.

It does, however, have certain disadvantages—probably the biggest one being that you can freeze to death. To make the best out of your camp-out, it's best to avoid this. In all seriousness this is serious. Make certain you are trained and prepared for a winter camp-out. If you haven't done so, read the *Adventures in Camping* section on winter camping.

In addition to the tips in *Adventures in Camping*, here's one you might find difficult to do: grow a beard. I'm not exactly sure why this is a good idea, but a beard will keep you warm.

Once you're warmed up, you'll probably want to write letters of thanks to this magazine for my helpful snow-camping tips. Unfortunately, ink freezes easily. ❄




Photo by Dana Lemieux

## Snow Skiing for BEGINNERS

By Michael Warren

Here are a few things to remember if you're skiing for the first time:

➡ Skiing can be expensive. When you have a day to ski, make the most of it. Plan to go early and ski all day. Since a full day of skiing can be strenuous, make sure you're in good physical condition and pace yourself throughout the day.

➡ Take a sack lunch with you. Most ski resorts have restaurants, but they are usually quite expensive and overcrowded.

➡ If you haven't skied before, take some lessons before you hit the slopes. Don't let friends talk you into doing more than you think you're ready for. Go at your own pace and don't worry about being called a "chicken."

➡ Be patient with yourself while you're learning. It takes a while to get comfortable having enormous slats of fiberglass stuck to your feet while wearing heavy boots that don't bend at the ankles.

➡ Dress warmly, and try to wear something that snow doesn't stick to, such as nylon wind pants. Don't wear jeans either, unless you scotch-guard or waterproof them—they can soak up snow like a sponge.

➡ Bring clothes to change into for the ride home, or wear layers so you can remove the outer ones. You'll be more comfortable.

➡ And whatever you do, stay on the regular slope. Skiing among the trees is for experts. ❄



# The Anatomy of a Snowflake

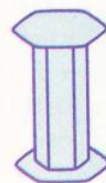
by Dana P. Lemieux, assistant to national training coordinator

**H**ave you taken a close look at snowflakes? If so you noticed that not all snowflakes are star shaped. Snowflakes take on several prominent shapes. The way they are formed depends on the conditions of the cloud's atmosphere at the time.

shapes. Stellar crystals may have plates on the ends of their arms, or plate crystals may have stellar formations growing off them.

Another common form of crystal is the *needle crystal*. This flake looks almost like the name implies: It looks

and looks just like a little ball of snow. These are sometimes called *graupel*, or soft hail. Due to the conditions in the cloud, the original design has been hidden by rime ice. Other times the snow falling is just a variation of sleet, or some other hard-to-distin-



Stellar Crystal

Plate Crystal

Needle Crystal

Column Crystal

Tsuzumi Crystal

Graupel

The most common shape of the snowflake we are familiar with is the star-shaped flake; it is called the *stellar crystal*. Snowflakes may be elaborate masterpieces or just six plain arms sticking out into the cold.

The *stellar crystal* is formed in low clouds with lots of moisture when temperatures are mild. Falling to the ground slowly, the stellar crystals often interlock with other flakes. Slowing their descent then clinging to trees, fence posts, and cars to create the perfect winter wonderland.

Closely related to the stellar crystal is the *plate crystal*, or more accurately called the hexagonal plate due to its six sides. Often stellar crystals and plate crystals will form together and create interesting

much like a pine needle or sewing needle. It has six sides—which you can't really count since they are so small—with pointed ends. Needle crystals may form in groups but will usually break apart on impact with the ground.

Not so common, but still six sided, is the *column crystal*. It looks just like a miniature post. Column crystals are formed in the high cirrus clouds. On the way down through the clouds they may pass through conditions that are favorable for the formation of plate crystals. When this happens the columns may end up with a plate crystal on both ends. Such snowflakes, then, are called *capped columns* or *tsuzumi crystals*.

Many times the snow has no discernible pattern to it

guish crystal. So don't get discouraged if you can't figure out any particular crystal.

Observing the types of snow that is falling is not just for fun. Weather forecasters examine snow types to give them more information on atmospheric conditions. Avalanche forecasters sometimes study snowflakes to assist them in determining dangers in avalanche-prone areas.

The next time it starts to snow, don't forget to look for what type of crystal is earth-bound. Stick your arm out and capture the flakes and take the time to observe the beauty of God's creation. Don't wait until it has stopped snowing. Because once the flake lands it starts a transformation and begins to lose its distinctive shape forever. ❄️



## John Reep



Royal Rangers rekindled John's passion for church, leading him to water baptism and later to the baptism in the Holy Spirit. He now has more knowledge of the Bible for witnessing, and through the Holy Spirit has "the boldness I need to witness and the strength to live righteously with integrity."

John adds: "Some of my fellow students now come to me for advice, or they want to know how I feel about certain issues because they know I can and will help them with their problem. It's cool the way the Lord works in your life."

## Jess Youngblood

The impact of Royal Rangers upon Jess has been profound, especially in relationships.



"I believe I gained strength to stand against peer pressure by being involved in Royal Rangers," Jess said. "It is difficult to stand for the Lord in school. The students . . . wonder why I am so different because I do not participate in some of the activities, but the Bible says we are a 'peculiar people.' The classmates just do not understand me, but when they need help, they always come to me. This year I was especially blessed when my classmates presented me with a special award that they put together themselves because of the help I gave them through the year in advanced chemistry."

## Daniel Hocker

A closer relationship with Christ and a desire to grow ever closer is one important benefit

Daniel has gained from his Royal Rangers experience. Also, he has learned how to be a better witness for Christ. He adds:

"Royal Rangers has built my self-esteem and self-confidence, proving to myself that if I set my mind to do something, I can do it. My parents, and Royal Rangers, have taught me that things are not just handed to you, but you have to work to earn them. If I want something, it's up to me to achieve it!"



## Anthony Goodwin

Royal Rangers has been Anthony's spiritual anchor starting from the age of 4. Through the program he accepted Christ, received the baptism in the Holy Spirit, grew close to God, and has become a much better witness.

"Without Royal Rangers, I probably would not be thinking about going to a Christian college, or even living for the Lord," he said. "I have been able to witness to all of my friends in school by telling them what Royal Rangers is all about, and then by explaining what being a Christian is and what I believe in."



## Trenton Polk

Through Trenton's ongoing involvement with Royal Rangers, he accepted Christ at church camp, received the baptism in the Holy Spirit at a district Pow Wow, and continues to grow in Christ through the influence of his Rangers commanders.

"God has really blessed my life through Royal Rangers," he said. "It has made a great

impact on my life. It has helped me to be a better witness for Christ. By knowing the plan of salvation that is taught in Rangers, it has made it easier for me to witness."



## Michael Hammond

Rangers has instilled a love in Michael's heart to see others come to the Lord through the program. He has learned to be unafraid to witness and to be a good example.

"Rangers has shown me to guard my heart and be a strong servant of God . . . . Many young kids look up to me, and I know I always have to watch my actions. (If) I stumble, they're going to stumble as well . . . . God knows that I'm going to shape a young kid's life by my actions as a Royal Ranger."

## Wesley Penner

Every area of Wesley's life has felt the impact of Royal Rangers, but above all he says the program has kept him close to the Lord.

"I was baptized in the Holy Spirit at a Ranger's adventure camp," he said. "Every meeting and camp-out allowed me to become closer to the Lord."

"Royal Rangers has built great confidence in my life," he continued. "I can freely talk to people about the Lord. It has given me the scriptural knowledge to counsel my peers. It made me more outgoing and open to others. It has given me a respect for authority and my elders . . . . My leaders have shown me how to live a godly life . . . . I thank God for men who are willing to stand in the gap and make a difference in young men's lives."





cont. from pg. 6

Suddenly, the phone rang and awoke Jonathan from his daydream. "Hello!" Jonathan answered into the phone.

"Jonathan, this is Shelton. I just heard from the commander. He says that since we can't have our survival camp-out that we can have a winter camp-out and earn out Winter Camping Merit!"


"Hey, this is great!" Jonathan replied.

"You said it," exclaimed Shelton. "We can have our survival camp later in the year. But a snow camp only comes along once in a long time."

Jonathan hung up the phone. *Isn't this just like God, Jonathan thought. He sets our plans aside and gives us something better.*

Yes, the survival camp would have been fun, but a winter snow camp will be even better. And although being an athlete, adventurer, or

scientist would be an interesting life, Jonathan was sure that God had something even better planned for his life.

Who knows, maybe God will allow him to travel the world and see strange and unusual things. Maybe in his travels he will be able to participate in international sports. And wouldn't it just be like God to put him in a ministry where He could use his creativity and scientific mind. Who knows? God does! 

## Comedy CORNER

It was the start of a holiday weekend and the service station was crowded. Finally an attendant hustled up to the preacher's car; he had been waiting in line for some time.

"I'm sorry about the delay," said the attendant. "Everybody waits until the last minute to get ready for a trip they knew they were going to take."

The minister smiled and said: "I know what you mean. I have

the same problem in my business."



The Straight Arrows of Outpost 5 were being quizzed on the story of the prodigal son. Commander Joe asked one boy, "Who was sorry when the prodigal son returned home?"

The boy thought for some time then replied, "The fatted calf?"



The outpost chaplain performed the wedding ceremony for a young man who had served under his leadership at Outpost 5. The thank you letter from the



happy newlywed read, "Dear pastor, I want to thank you for the awesome way you brought my happiness to a conclusion."

—Thomas LaMance  
Prewitt, New Mexico

1996

## National Rendezvous

A chance of a lifetime!

For members of the Frontiersmen Camping Fellowships  
"Lighting the Wilderness" (John 8:12)

**Date:** July 15-19, 1996  
**Place:** Camp Eagle Rock  
Eagle Rock, Missouri

Have you joined FCF? Ask your commander how you can join this elite group of boys and men who are the spiritual leaders of Royal Rangers.





# GOOD BOOKS *for a* COLD DAY

## Pioneers and Trailblazers Handbooks.

Winter break is the perfect time to dive into the NEW handbooks. Appealing outdoor photos of Royal Rangers are shown on the colorful front covers. You'll find the insides are completely rewritten and packed with several new features, including the all-new Advancement Trail and new awards for both levels. "City" sections now tell boys what to do in an emergency, how to avoid gangs, how to protect themselves against vices, and ways to prepare for other challenges of the city. Both handbooks provide grade/age-level accurate evangelism guides for Royal Rangers. Paper.



**Pioneers Handbook, Revised**

02DW1083

**Trailblazers Handbook, Revised**

02DW1084


**\$4.95 each**



## God's Mountain Man: The Story of Jedediah Strong Smith

by Esther Loewen Vogt. Visit the snowy Rocky Mountains and the sweaty American West during the early 1800s. This adventure-filled biography follows an outdoorsman who sings hymns and writes in his journal when he isn't crossing raging rivers, trapping wild beaver, fighting angry indians, or taking on a fierce bear. Paper.


02DW0563 \$5.95



## The Young Christian's Puzzle Book for Becoming A Grown-Up Christian

by Linda Faulkner. When the temperature falls outside, head indoors and pass out puzzle books. Cartoon illustrations are coupled with 24 puzzles, fill-in-the-blanks, codes, and other pencil games. Activities teach newly saved children about the Word, prayer, the Trinity, salvation, and other basic Christian concepts. Ages 9-11. Paper.

02DW0828 \$3.50



## Royal Rangers New Testament.

The NIV is here! Now the official New Testament is available in the original KJV version or NIV. Both are equipped with a Presentation Page, Royal Ranger Code, Motto, Pledge, and Royal Rangers Plan of Salvation Scriptures. Morocco dark blue cover with non-tarnish gold emblem. 3" x 4 1/2"

KJV  
NIV

01DW0411  
01DW0694

**\$3.25 each**

Call toll free

**1-800-641-4310**

(\$5 minimum)

Fax toll free

**1-800-328-0294**

(U.S. only, \$5 minimum)

International fax

**1-417-862-5881**



**GOSPEL  
PUBLISHING  
HOUSE**

1445 Boonville Avenue  
Springfield, MO 65802-1894

Postage and handling charges: Less than \$10.00, 15%; \$10.00-\$49.99, 10%; \$50.00-\$99.99, 8%; \$100.00 or more, 7%. State sales tax: CA, 7.25%. For shipments outside the U.S., actual postage costs are billed. Prices are subject to change without notice. All orders subject to credit approval. MasterCard, VISA, and Discover accepted. Please provide card number, signature, and expiration date.