

Summer 1996


HIGH ADVENTURE

LEADER EDITION
A Royal Rangers Magazine For Boys

Preserving A Lifestyle The Frontier Adventure

FCF: The Trappers Brigade

FCF Celebrates 30 Years of Ministry to Boys and Men!



HIGH ADVENTURE



4



8



10



Cover art by Fred Deaver

Preserving A Lifestyle

3

FCF: The Trappers Brigade

4

Major Bummer

6

The Frontier Adventure

8

Outfits For FCF Young Bucks

10

Fun With Flint and Steel

11

Rascal Rangers

12

My Wilderness Vigil

14

TERRY RABURN, National Director, Division of Church Ministries

KEN HUNT, National Commander/Director of Publications

MARSHALL BRUNER, Editor

JAMES ERDMANN, Technical Editor

DONNA JESTER, Editorial Assistant

LARRY BANGLE, Art Director

DAN SATTERFIELD, Designer

HIGH ADVENTURE—Volume 26, Number 1 ISSN (0190-3802) published quarterly by Royal Rangers; 1445 Boonville Avenue; Springfield MO 65802-1894. Subscription rates: single subscription \$1.75 a year; bundle (minimum of five subscriptions, all mailed to one address) \$1.50 a year. © 1996 General Council of the Assemblies of God, Inc., Gospel Publishing House. Printed in USA. Second-class postage paid at Springfield, Mo. POSTMASTER: Send address changes to High Adventure; 1445 Boonville; Springfield, MO 65802-1894.

PRESERVING A LIFESTYLE

by James Kennedy, FCF field advisor



The pioneers of early America didn't have the conveniences we have today. That's why it was really important for the early frontiersmen to learn the skills and crafts necessary to live a productive life.

Many of these skills and crafts of our forefathers are disappearing. That's why the Frontiersmen Camping Fellowship has as one of its goals to master and pass on the frontier skills and crafts to others.

Flint and Steel

Early Americans had to use flint and steel to start fires. In their homes the fire was seldom, if ever, allowed to go out. The

frontiersman depended on fire to provide warmth and light to see by.

Unlike the early frontiersmen, people today have electric fireplaces—all they have to do is flip a switch to light the fire. Even gas stoves have automatic pilot lights and matches aren't needed. People have become so accustomed to the ease in which things are done that they have difficulty dealing with simple things.

Early pioneers needed a fire to cook their food, melt wax to make candles, melt lead for bullets, and many other things. We, in FCF, use the fire in much the same way.

The FCF campfire is a symbol of the spirit of FCF—1) Christian love (warmth), 2) personal witness (light), and 3) dedicated service (usefulness). As the warmth and glow around FCF fires are shared, the lives of many men and boys have

been touched and changed by the Holy Spirit.

Also in the early days there were no fast cars or four-wheel drive trucks. The American frontiersmen depended on their feet for transportation. When they could afford them, horses and mules were purchased and used. But the majority of pioneers walked.



Today, though, very few Americans will walk anywhere. We ride! FCF encourages, through primitive camping and period treks, physical fitness. Period trekking provides an individual the opportunity to gain a better understanding of the life that the frontiersmen lived. Treks provide one with time for



spiritual renewal and a deeper walk with God.

God's Word says our bodies are the temple of the Holy Spirit, and we should take care of it. This is why FCF members desire to be used of God and want to be physically capable of fulfilling God's call.



No McDonald's!

During the frontier days, there were no McDonald's or Hardy's to stop by and grab a quick meal. In order to enjoy a meal, the pioneer had to first kill a wild animal and gather vegetables beforehand. He had no grocery stores to visit and purchase what he desired. And he had no freezers or refrigerators in which to store food. He depended on methods to preserve food such as smoking the meat and drying fruits to preserve them.

The pioneers also had to gather various edible plants and nuts that would keep for a long time. The food that



would not keep had to be gathered, prepared, and eaten that day. Likewise, FCF members realize God desires us to be good stewards of all things.

Tools of the Hunter

The frontiersmen depended on certain weapons to provide them food as well as protection. Similarly, FCF allows three items within the campsite: the knife, the tomahawk, and the rifle.

To use these hunting tools efficiently, the FCF'er practices until he has mastered the task of shooting, throwing, or cutting. But most importantly, FCF strives to use the spiritual weapons wisely, so that we can reach, teach, and keep boys for Jesus Christ.

Why FCF?

FCF is made up of top-notch boys and men who desire to see Jesus Christ proclaimed to the world. These boys and men see American history as a way to further the gospel of Jesus Christ. In short, FCF is the means, using the gospel and history, to reach boys and men.

FCF is more than a group of people in funny looking outfits. FCF is the strong thread that runs through the Royal Rangers ministry. True FCF members serve as the backbone and stability of the church. It is a great tool to reach boys and men for Christ!

FCF:

by David Wharton, national FCF field advisor

Vehicles arrived. Boys and men piled out and began to unload their equipment. Lawn mowers, weed trimmer, hedge clippers, chain saws, digging spades, and more.

Within a matter of minutes two boys were mowing the lawn, while others trimmed the hedges. Several boys and men started cleaning out the flower beds, trimming the trees, and even painting the columns of the front porch.

The scene just described shows one of the many ways boys are participating in the Trappers Brigade. The Trappers Brigade is a service program of the Frontiersmen Camping Fellowship. FCF boys and men had volunteered to help care for the home of a retired Assemblies of God minister and his wife who lived in Nashville, Tennessee. Due to poor health, this minister was not able to do his yard work.

After we had been working for some time, the pastor's wife came out and brought refreshments to us and invited us in to visit her husband who was bed-fast. The minister and his wife expressed great appreciation for the outstanding work the boys had done.

After we had returned to work in the yard, the boys began talking about their visit with the minister. Feeling a great sense of satisfaction in giving of themselves, the boys

The Trappers Brigade



not have received his Buckskin or Wilderness status to qualify.

Service points are accumulated when an FCF member volunteers his time—with no consideration for

wages—in church, in community projects, in special needs organizations, or in humanitarian acts.

Within the local church, service projects may include mowing the church lawn; visiting the sick; serving as an usher; teaching or helping in Sunday school; participating in youth, bus, or music ministry; doing office work or printing; participating in a missions emphasis, fund-raising, clothing, or food drives.

Within the local community, projects may include helping families who have lost their homes due to a disaster; assisting needy people or children's groups; or working at a hospital, library, service center, voter registration drive, city recreational facility, juvenile detention center, Big Brothers Organization, or Boys Club.

Outside the local setting the member may accumulate points for missionary trips with MAPS (Missions Abroad Placement Service), FCF Pathfinder missions projects, AIM (Ambassadors in Missions), Care Corp, U.S.O. (United Service Organizations), disaster

assistance, and search-and-rescue missions.

The three basic steps of recognition, and the accumulated points needed to attain them, are as follows:

- Company Trapper—20 points
- Bourgeois—60 points
- Free Trapper—120 points

Each additional 30 earned points will entitle the Free Trapper to receive a numeral to be placed on his Trapper Medal.

remarked, "Commander, we need to do this type of thing more often."

The Trappers Brigade was established for the purpose of encouraging FCF members to become involved in Christian service, devoting a portion of their time, energy, and resources in serving the needs of others. FCF members can earn points for hours of service they contribute to any approved Trappers Brigade project.

The Trappers Brigade encourages involvement of FCF members not only in their local church but also in their community—in this way extending their Christian influence and testimony.


To participate in the Trappers Brigade program, an FCF member must do the following:

1. Must be in good standing with his FCF chapter.
2. Must have paid his current and previous year's dues.
3. Must have participated in one-half of the district FCF activities in the current and previous year.
4. Must be actively involved in his local church and Royal Rangers outpost.

• The FCF member need



Friend, their is much to do for the Lord. And we must let our spiritual light shine, so others may know of God's love for them. You see, we can reflect the image of Jesus Christ in many ways. Let Jesus shine through you; become involved in a Trappers Brigade project today!

For additional information on how to become involved in a Trappers Brigade project, read the FCF handbook and contact your FCF chapter president. 

MAJOR BUMMER



by Rev. Robb Hawks, national productions coordinator

The FCF old-timer sat in his weathered buckskins, looking like someone who had walked out of the past. He looked Jonathan in the eye and said, "Ya want ta know the secret to winnin' this here Seneca Run?"

Jonathan gulped hard and nodded his head. He couldn't believe it. Sleeper had won more Seneca Runs than anybody, at least anyone he knew about.

"Well, Young Buck, this is the secret," Sleeper began as Jonathan leaned forward to listen. "Most people get in too big a hurry. Their hearts are a poundin', and when they go to shoot their black powder rifle, they flinch and jerk the shot off target. They also end up takin' steps too large when they pace off for their hawk and knife throw.

"Now listen closely," the old-timer leaned forward, "if you want to win, have fun and run like the wind between each event. But ... once ya get there, slow down, relax, and concentrate on what you're doin'. Now get; I think I hear your name a bein' called."

Sure enough Jonathan was being called to the start of the Seneca Run. He quickly checked to make sure he had everything he needed. His rifle was cleaned, and he had dropped the hammer on some 4x powder in the pan to make

from his belt. And in a pouch were the fixings for his flint and steel fire.

Jonathan walked up to the starting line and took the bull horn in his hand. As soon and he gave it a blow, the official timer would begin the stop watch.

"Wa hooo!" Jonathan screamed then gave the horn a blow. Just as quickly he took off running for the first event. He raced down the path and jumped a fallen log. He stopped at a tree, where he had to set a steel animal trap. He was so excited that in his hurry, he tripped the trap on his finger!

Jonathan jumped up and began to dance around like an Indian on the war path. "AHHHHH! OHHHH! EEEEEEE!" Jonathan belled. All the old-timers were laughing and hollering at the sight.

Jonathan suddenly remembered what Sleeper had told him. He took a deep breath, calmed his nerves, and kneeled down to reset the trap.

With the trap set, Jonathan jumped up and took off for the 25-yard black powder



sure the flintlock was dry. His powder horn hung at his side. His knife and tomahawk hung

shot. He ran as hard as he could up to the firing range.

He quickly loaded his gun and put it to his shoulder. He was shaking like a leaf. Jonathan lowered the gun from his shoulder, took a long breath, then slowly exhaled.

Calming himself down, Jonathan slowly brought the gun to his shoulder, took aim, and fired. Before the smoke had cleared, Jonathan was off to the next event.

Jonathan ran his hardest to the next event, where he would have to start a fire with flint and steel. Again, he took two or three long breaths to slow his pounding heart.

One, two, three strikes with the steel against the flint as the sparks flew. After a few hard puffs on the charred cloth, the tinder was ablaze.

The rules of this Seneca Run required the competitors to complete the race with everything with which they had started. So Jonathan stomped out the burning tinder and stuck it back into his fire pouch, then took off running for the hawk and knife throw.

Remembering what Sleeper had told him, Jonathan raced up to the throwing blocks and stopped. With a few calming breaths, he carefully paced off for his throws. Taking one last calming breath, Jonathan carefully threw his hawk and knife. Both throws stuck dead center.

Whooping it up like a wild man, Jonathan took off running for the finish line. He was having a blast!

Suddenly Jonathan smelt something burning. He looked down and saw that smoke was pouring out of his fire pouch. In his haste Jonathan had failed to totally extinguish the smoldering tinder he had used to start his fire.

Jonathan continued to race toward the finish line, smoke beginning to billow from his pouch. The old-timers were now rolling around on the ground laughing.

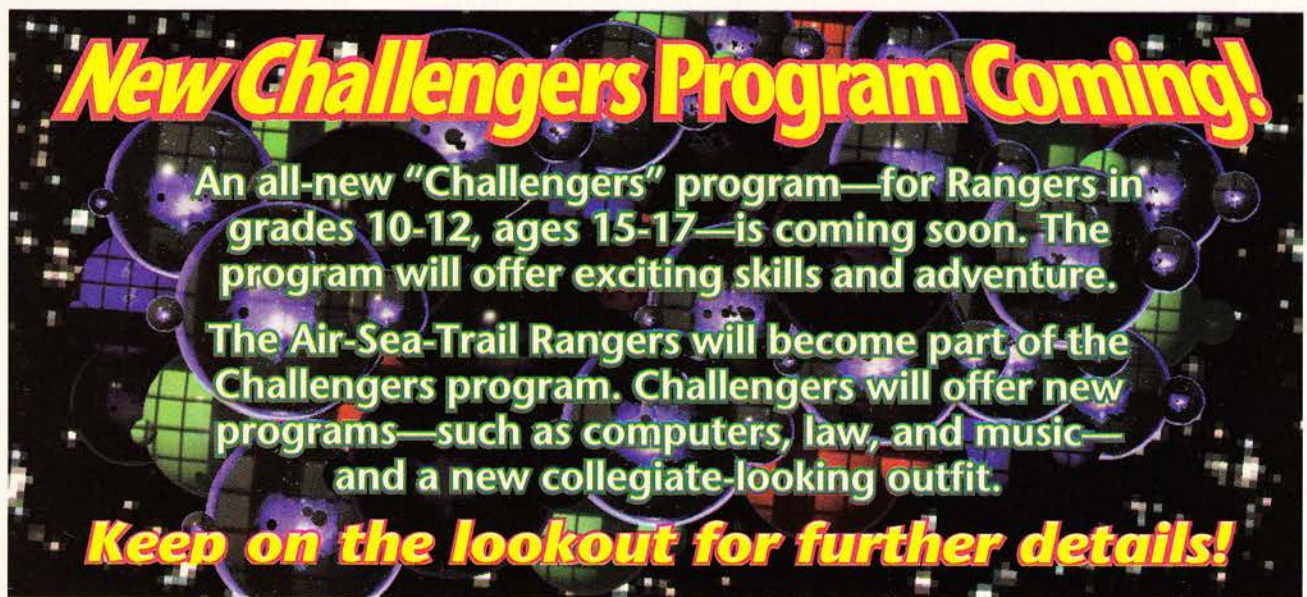
Jonathan looked like a fighter plane that had been hit and was now trailing smoke. Jonathan would run a little, whoop and holler a lot, then pound on the burning pouch, trying to put out the burning tinder.

Jonathan finally crossed the finish line. He put his rifle down, whipped off his belt, and dropped it to the ground. He then proceeded to complete his Indian war dance on his pouch as he stomped out the flames. Sheepishly, Jonathan looked around. Everyone, old-timers and young bucks alike, were laughing hysterically.

The official score keeper walked up to Jonathan grinning and said, "Well you pack of grinning hyenas can laugh all you like at this young buck, but he's gonna have the last laugh. He just set a new chapter record for the best time and score on the Seneca Run!"

Sleeper's advice had been good, and Jonathan had learned that listening to the advice of his elders could really pay off! Jonathan grinned from ear to ear, leaped in the air and yelled, "Wa hoooo!"

"Listen to advice and accept instruction, and in the end you will be wise" (Proverbs 19:20, NIV).




New Challengers Program Coming!

An all-new "Challengers" program—for Rangers in grades 10-12, ages 15-17—is coming soon. The program will offer exciting skills and adventure.

The Air-Sea-Trail Rangers will become part of the Challengers program. Challengers will offer new programs—such as computers, law, and music—and a new collegiate-looking outfit.

Keep on the lookout for further details!

The Frontier Adventure



by Josh Lyon ("Snow Owl"),
a Gold Medalist, Michigan
District

Located on the Saint Lawrence River, Montreal was in an ideal spot to be a place of trade. It was the year 1664, and the hot items of trade were furs. It came as no surprise that Montreal became an important stop on the local French fur trader routes.

This spring a young Frenchman named Marc was staying there temporarily. When he was younger he grew up on the Atlantic coast, where his parents were settlers from France.

Now older he had left his home bound for Montreal—ready to begin a life as a fur trapper. He had selected the trade to make money, like many others had done.

Marc made final preparations for the long journey ahead.

Two other men would travel with him—Charles, a stout and strong appearance, and Jean, a friend of his father who knew a few languages spoken by the natives of the area.

Their first goal would be to reach the Georgian Bay, located off Lake Huron. Many fur trappers took

this course that followed the Ottawa River down the Mattawa, which would lead them to Lake Nipissing. Then by way of the French River, they would end up in Georgian Bay.

As they left the settlement that morning, Marc was so pumped up, he gave out a scream that sounded like an Indian war cry. He had been dreaming of doing this his entire life.

As the sun rose, the water journey began with the men heading down the Ottawa. The travelers were unaware of what would soon follow. Marc had picked up some tips from others, but nothing could quite prepare him for the experience like this.

A long, arduous day passed as they paddled down the Ottawa. Finally the growing wind they had faced for several hours slowly calmed.

Marc, Charles, and Jean were tired and hungry. Marc spotted a nice clearing on the side of the

river, so they paddled toward the bank and pulled their canoes up on shore.

"I'll be right back," said Charles as he ran off. "I've gotta take a break out in the woods."

Jean stopped and looked around. "You know, I'm used to tromping around in the woods and being deep in the middle of nowhere. But something seems wrong about this place. It's kind a weird, like there's something out there ... don't ya think?"

"Yeah, I suppose your right," began Marc. "This place does feel strange. It's probably nothing. Hurry up anyway and grab that bag over there. We need to start eating soon. I'm hungry as a bear."

After they had gotten a bag or two of food out of the canoe, they sat down for a minute.

"Hey Jean, do you hear something?" Marc asked.

"Nah, it's just your imagination," replied Jean.

"Hold it; I do hear something. It sounds like Charles, and he's yelling something."

Suddenly the two heard Charles' voice off in the woods. The words grew louder and louder: "Run! Run! Run! BEAR!" Charles was shouting frantically as he ran toward the others. Marc could hardly believe what he saw close behind Charles: a big, black bear.

Marc and Jean jumped up and ran toward their canoes.



HIGH

ADVENTURE

LEADERSUMMER
1996*A Royal Rangers Magazine For Leaders*Ken Hunt
National Commander

One-on-One

Let the Rendezvous begin! Soon those words will be heard as young bucks and old-timers gather at Camp Eagle Rock in Missouri for the unfolding of the National Rendezvous, July 15-19, 1996.

For the early America frontiersman, the "rendezvous" highlighted each year. It was not only a meeting of economic necessity, but after a long, cold winter a time for renewing old acquaintances, catching up on the latest, and swapping stories.

Sounds familiar, doesn't it: friends coming together because of need and for fellowship. For such reasons the Frontiersmen Camping Fellowship was born in 1966. Now we celebrate FCF's 30th anniversary. Congratulations, FCF, for 30 years of successful ministry to boys and men!

Boys need fellowship—not only with one another, but with adults. They need someone to be their friend, to mentor them, to show them the way. Dads can fulfill this role, but frequently it's just not the case. With the divorce rate in America now close to 50 percent, there's a shortage of real fathers. Still youngsters often long for a father figure—many secretly. We read in the Book of Psalms that the Lord promised to be "a father to the fatherless, a defender of widows" (NIV).

Since God uses ordinary people to accomplish His Word, do you hear the call going out to FCF members? It speaks of responding as "father," even "helper," of broken families.

The Royal Rangers ministry offers many program tools for helping leaders mentor their youngsters. If it were just a simple matter of following the program, success would be imminent. There is a greater underlying principle at work.

The key is to ignite the leader and to keep him in a state of excitement. Excited leaders attract youth! Where does all of this lead? Somewhere during this relationship, the lad will want to model his mentor. If the leader knows Jesus, the lad will want to accept Jesus as his personal Savior too. Thank God for FCF and rendezvous. It gives ample opportunity to enact these principles.


You will read with interest the inside story by John Eller about the first National Rendezvous in 1972. Here is a recounting of excited men creatively planning the hallmark of all rendezvous. Its purpose was to reach impressionable youngsters and mold them in the image of Christ.

The 1996 Rendezvous will be no different. Persons and locations may have changed, but its purpose has not. Laughter will abound. Amidst a lot of foolishness, the "spiritual" will eventually come into sharp focus. Some young buck will stand haltingly at the Hawk Throw, only to respond to an old-timer's skilled touch. Perhaps they did not score a perfect 10—but one thing is for sure: the ministry found its mark!

Again, congratulations, FCF, for 30 years of ministry.
Keep up the pace!

**Remembering the First
National Rendezvous****2****FCF Celebrates 30 Years****3****News****5****Outpost Planning Guide****6****Useful and Fun
Wilderness Crafts****12****The Wilderness Adventure****13****Devotionals for Boys****14**

Remembering the First National Rendezvous



by John Eller, first national FCF president

Planning the first national Pow Wow was exciting. It would be the first national camping event for the young Royal Rangers ministry. Later to be known as a National Rendezvous, it paved the way for many national events to come.

In 1972 Johnnie Barnes, first national commander who is now deceased, and I made several craft items that would be distributed at the Rendezvous that year. Johnnie was eager to make each item as authentic as possible, so we worked long and hard to achieve this goal.

Evangel College in Springfield, Missouri, would be the meeting point for the Rendezvous. The history department of the college had reconstructed an authentic log cabin, which Johnnie had named our symbolic FCF headquarters.

Standing outside the cabin, I gave a long blast on

the national horn, then the fun began. More than 200 FCF members had gathered on that June 14, 1972. It was at that point in Rangers history the most spectacular camping event and was said to rival events and activities of the old-time rendezvous of frontier days.

All the original FCF territorial representatives were there: Elton Bell (Midwest), Paul Johnson (West), Ralph Palmerton (Southeast), and Oliver Dalaba (Northeast).

The Rendezvous lasted 2 days. It included a tour of the national Assemblies of God Headquarters, swap time, an FCF Olympics, black powder shoot-outs, knife and tomahawk throwing contests, pole climbing, log rolling, frontier singing, squaw calling, pioneer tales, and the selection of the best FCF outfits.

The squaw call will ever linger in my mind. Listening to Oliver Dalaba echoing his now famous "Min-ne-HAHA" was worth the trip alone. No one responded to the call, but the sound of it was tremendous.

Demonstrations included shooting a flintlock rifle, making beef jerky, smoking fish, molding bullets, and making leather craft and

Indian beadwork.

The big feed on the final day featured an Ozark razor-back pig, Kansas antelope, and two turkeys, which were cooked over an open fire. The menu included Indian corn, wild greens, venison, and quail. There was never a finer frontier meal!

Following the feast, we all headed to Fantastic Caverns, near Springfield. There in the auditorium, we conducted the presentation of awards for the various contests, which included the selection of "Mr. Frontiers-man" for the Rendezvous. The winner was Keith Weaver, of Oklahoma City.

The festivities concluded with an impressive friendship fire on an island in the Sac River. Using my old Martin 17 guitar, I played and sang the "FCF Song." At the conclusion guys grabbed brands and logs from the fire as keepsakes.

I remember well that the first ever National Rendezvous was a tremendous success. It paved the way for the first National Camporama in Colorado Springs in 1974. Much has transpired since that day, but one thing will never change: the spirit of FCF.



FCF Celebrates 30 Years of Ministry



—Fred (“Hawkeye”) Deaver
national FCF president

Thoughts On FCF

After a slow beginning the Frontiersmen Camping Fellowship now celebrates 30 years of ministry to boys and men. In the last few years, the FCF ministry has broadened its horizons. In recent years, for example, FCF has become known for its missions efforts through home missions projects, Missions Abroad Placement Service projects, and the Trappers Brigade and Pathfinders programs. Still the greatest ministry is lifting up the name of Jesus in the hearts of boys and men through the Royal Rangers ministry.

In July 1996 we will hold our National Rendezvous in Eagle Rock, Missouri, at Camp Eagle Rock. Let me invite you to come and bring your FCF boys. This will be one of the greatest times you and your boys will ever experience. We will have lots of fun and expect God to meet us in each of the morning devotions and “Brush Arbor” services. At each of our evening services, dedicated speakers will spiritually challenge us.

I hope you can be with us. For more details, contact your FCF chapter president or district commander.

Don't miss this great time!

The Pastor's Perspective

I joined Royal Rangers at age 13. During my junior year in high school, I became a member of FCF. As a Royal Ranger I felt God calling me to the ministry. I later went to Bible school while working with the Royal Rangers ministry in a local church in Waxahachie, Texas.

During Bible school I received encouragement from activities in FCF and discovered how important FCF really was to my ministry. I witnessed how really committed the FCF men were to their ministry and how they were an influence on my life.

The past 15 years has caused me to realize that the men in our churches who have committed themselves to complete work necessary to join FCF are men who will apply themselves to the work of the church. They are the support and strength of a pastor. More than one man has come up to me and said, “Pastor we support you; what can we do to help?”

Pastors need men like this in our churches. FCF requires of boys and men full commitment—both to God and to those whom God has placed in authority within the church.

I can easily say that the FCF ministry has both directly, through my own membership, and indirectly, through our men, affected my ministry in a very positive way by providing a team of laymen who share with me the burden of boys and the church.

My recommendation to any pastor would be to get behind the Royal Rangers ministry in the church and to become involved in the FCF program. It will be an asset to your ministry.

—Rev. Jim Jones, Galena
Assembly of God, Galena,
Kansas

The Wife's Perspective

Since my husband joined FCF, I have seen many changes around our home.

To begin with, all the stuff! Hats, buckskins, leather, guns, knives, beads, animal hides, skulls, pouches ... and the list goes on. Anything to do with the frontiersman is now a valuable purchase—or on the lucky occasion, a valuable find! His awareness of the “ordinary” and how it might be used to complete his outfit—or how it could become a good trading item at an FCF camp-out—is quite amazing and sometimes amusing to me as a modern-day housewife.

When I look at my husband through the eyes of God, I see the changes that have been and are still being made within him because of FCF. I recognize God in him—perfecting him in His way, making him what He would have him to be as husband, father, son, friend, and servant.

Now I can honestly say that all of the stuff becomes valuable to me because of the invaluable difference God has made in him through the FCF ministry.

—Kim Livingston, daughter of
Fred Deaver

The Mother's Perspective

My son Matthew has been in Royal Rangers now for 10 years. When he was 5 the whole family joined the ranks of Royal Rangers. I became a Straight Arrows leader and my husband a commander. We got involved because we could see that the program was sound, and we appreciated the stated mission of "reaching, teaching, and keeping boys for Christ."

Since Matthew joined Royal Rangers, I have seen him grow into a fine, young man.

Recently I asked Matthew who his best friend was. His response was, "My Dad." You see, it is difficult to talk about my son without also talking about my husband. They love to be together. His dad has been his leader, teacher, and friend as his Royal Rangers commander from the beginning. They have always been close; but sharing a love of camping, history, fire, guns, knives—and all the neat things that go along with Royal Rangers—has brought them even closer.

Since my son and husband have joined FCF, their shared interests and experiences have grown. They are both natural "hams" and get a kick out of dressing the part and acting in Council Fire pageants. As a member of FCF, Matthew has learned responsibility, commitment, respect for his leaders and those in authority, discipline, and real leadership qualities.

FCF allows the boy to become a man and to continue the friendships that have developed with the other boys and men. Matthew will always be welcome at any FCF gathering, even when he goes off to college or marries and starts his own family. He is a part of the fellowship that will be a spiritual support and that will also hold him accountable as he grows.

—Beth Etheridge

The Young Buck's Perspective

As a young Royal Ranger, FCF always had a tremendous appeal to me. Now that I'm in FCF, I really enjoy it. Not just dressing up, sleeping in tepees, and throwing hawks and knives, but the enjoyment of fellowship with those around me.

In Royal Rangers there are four gold points—the four ways a boy grows: mentally, physically, spiritually, and socially. FCF practices in abundance these same principles.

Mentally: Any boy trying to get into FCF can tell you it's not easy. Before you can even go through the testing, you have to read and quote Scripture verses, explain many first aid and camping procedures, and show your knowledge of Royal Rangers. Then to get in you have to perform many of these same tasks.

Once you're in FCF the learning doesn't stop, it just gets more fun. You decide your character and do the research to be that character. You can learn a lot about certain time periods by this. Overall it vastly increases your knowledge about the past.

Physically: True, FCF may not get you in shape or make you the most muscular person in the world. But it does teach you skills where physical strength and coordination are certainly helpful. Besides, physical stamina is necessary before and after you join FCF.

Spiritually and Socially: These two principles are the most important ones involving FCF. You rarely see one without the other. In FCF visiting with one another is something that is done quite a bit. Whether it's swapping stories or just talking, fellowship with other Christian men is done a lot.

The Council Fire can also be a time to fellowship and commune with other men ... and God. And for some who join FCF, it's a time to meet God the Son as their Savior for the first time. And after all, isn't that what Royal Rangers is all about?

—Matthew Etheridge

The Senior Commander's Perspective

FCF to me is the learning of skills—how to load and shoot powder rifles, throw a knife and tomahawk, and build a fire with flint and steel. It also teaches one the different cultures and ways the frontiersmen dressed.

Being in FCF goes farther than all of those things, though. I've heard it said by many in the Royal Rangers ministry, "We like to go camping because when we are in the great outdoors, it puts us closer to God."

FCF is that elite group of boys and men who go the extra mile to achieve a goal.

FCF is that elite group of boys and men who go the extra mile to achieve a goal. We are the ones who look at the simplicity of life that the frontiersmen lived many years ago, but at the same time realize what it took for them to survive. It makes us take the time to look around at what God has created. It passes on to us the skills that our forefathers passed on and that I can now pass on.

The frontiersmen of old were visionaries. They saw what was needed and went after it. As modern-day frontiersmen we need to have the same vision: to see the need in boys and men and to go after it. The vision also goes into learning and developing our camping skills and getting as much training as we can, so we can always be the elite group who keeps striving to please God.

The frontiersmen also had the skills of being good listeners. We too need to be good listeners. Being in FCF has taught me to always have an open ear to God because you never know where God's going to use you.

—Doug Fichtner, senior commander, Outpost 32, Galena, Kansas

National Office Develops New Program

The national Royal Rangers Office has developed a program for Rangers grades 10-12, ages 15-17, which will be implemented in



part with the printing of the *Trail Rangers Handbook*. The new Challengers program will be merit driven and allow Rangers to participate in a variety of interesting and challenging programs.

Trail Rangers is part of the new Challengers program. A variety of other "special interest groups," such as Air Rangers, Sea Rangers, Law Rangers, or Computer Rangers, will also be developed to offer Rangers new skills and opportunities.

A Royal Ranger who is in grades 10 to 12, age 15 to 17, can participate in the Trail Rangers program and any of the special interest groups simultaneously. However, he must be a Trail Ranger to wear the official Royal Rangers uniform and to participate in the following programs: Gold Medal of Achievement, Ranger of the Year, and the Frontiersmen Camping Fellowship.

The Trail Rangers uniform will bear the tag name "Challengers," instead of "Trail Rangers." Rangers who participate in the special interest groups will wear a collegiate-style outfit consisting of jackets, T-shirts, and caps.

The advancement levels offered in the Challengers pro-

gram are merit driven. To complete each advancement level—Quester, Adventurer, Voyager, Discoverer, Navigator—the Ranger must earn the required merits, the designated number of merits of his choice (called electives), and one step of The Spirit Challenge. The Spirit Challenge will consist of field days, activities, group discussions, and a study of *The Bible and Today's Issues*, a new workbook that will be avail-

able through Gospel Publishing House.

Here is a look at the Advancement Trail soon to appear in the new *Trail Rangers Handbook*:

Steps to the Advancement Trail

The Trail Rangers Advancement Trail contains five advancement levels following the Recruit status:

1. Quester
2. Adventurer
3. Voyager
4. Discoverer
5. Navigator

To advance to a higher advancement level, you must do the following:

- Earn two required merits.
- Earn two elective merits (merits of choice).
- Complete one of the remaining five steps in The Spirit Challenge.

Follow the arrows of the Advancement Trail for directions on earning the highest advancement pin a Royal Ranger can earn: the Navigator Rating. You may work on "required merits" and "elective merits" simultaneously as your commander leads you through The Spirit Challenge.

However, do not begin working on required merits of a higher advancement level until the requirements of the advancement rating you are currently on are completed.

Special Note: The Challengers weekly meetings will typically consist of a 45-minute block—in which Rangers will work on their field of interest—and a 30-minute block for The Spirit Challenge.

The *Trail Rangers Handbook* is expected this fall, and handbooks for the special interest groups should soon follow. For updated reports on the Challengers program, see upcoming issues of the new *ON-LINE* national newsletter.

News Briefs

Prayer Task Force: For over 3 years now the Royal Rangers ministry has escalated its efforts to evangelize both home and foreign mission fields. The national Royal Rangers Office began developing curricula for stateside urban outreach and raising funds for home and foreign evangelism literature through the new Light-for-the-Lost Junior Councilmen program.

In October 1993 the national office sponsored its first Prayer Task Force trip to Chicago, Illinois. The PTF was implemented to assist urban outposts through fasting, prayer, and gospel literature distribution. The Southern California District sponsored a PTF, titled "Harvest Task Force, LA '95," in October last year. One church participating in the PTF reported 30 conversions.

In January Foreign Missionary George Davis, with Division of Foreign Missions, headed up a

continued on page 11



by John Eller,
national dispatcher

Straight Arrows/Buckaroos

Overall Approach: Many of the meeting features and related activities work equally well with both Straight Arrows and Buckaroos groups. Some adaptations may be needed on the local level, but remember that boys are more apt to reach upward than downward. This principle has been prominent during the preparation process of the current outpost planning guide. As always, keep your meetings exciting and moving ahead. Boys at this age learn fast, and their attention span is limited. Do all you can while you can.

June

1st Week—American Indians: Explain that North America was once inhabited by Indian tribes. Do an overhead projection of some major tribes from your area, such as is shown below.

1. California/Northwest: Chinook, Hupa, Karok, Modoc, Mohave, Yuma, etc.

2. Great Basin/Plateau: Cayuse, Flathead, Nez Perce, Paiute, Shoshone, Ute, etc.

3. Southwest: Apache, Hopi, Jicarilla, Navajo, Pima, Pueblo, etc.

4. Plains: Blackfoot, Cheyenne, Comanche, Crow, Dakota, Pawnee, etc.

5. Southeast: Apalachee, Catawba, Cherokee, Chickasaw, Choctaw, Creek, etc.

6. Northeast: Cayuga, Huron, Iroquois, Kickapoo, Mohawk, Susquehanna, etc.

Discuss some of the physical characteristics of the Indians native

to your area, the type of shelters they built, and something about their food supply.

2nd Week—Hunters: Using a chalk board, list some of the game early Indians hunted: moose, elk, deer, bison (buffalo), rabbit, squirrel, etc. Explain the method of stalking animals. Ask these questions: 1) Why was it necessary for the Indians to get close for the kill? 2) How near the prey would one need to be with bow and arrow? Lead in a discussion on how the various meats were prepared by the Indians (cooking, drying, etc.) If possible, prepare some venison or other wild meat for the boys to taste. Why do men hunt many of the same animals today as did the early Indians?

3rd Week—Indian Shelters: Create a poster of several types of Indian shelters, using tepee, wigwam, adobe hut, etc. Discuss how each shelter was made from available materials and



was adapted to climate and lifestyle of the particular tribe. Explain how deer and buffalo hides were used to make tepees. Ask these questions: 1) Did Indians have fires inside their homes? 2) How did they manage the smoke? Show how the fires inside were for cooking, warmth, and light.

Some tribes moved from place to place in order to take advantage of wild game migration, weather changes, and threats of conflict with other tribes. Help the boys answer these questions: 1) Which type of shelter would be more readily removed to a new location? 2) How would you like to move every few weeks or months and carry your home with you? Explain how most tribes camped on higher ground away from valleys and arroyos. Show how some homes today have been flooded or washed away because these ancient customs have been ignored or abandoned.

4th Week—Indian Clothing: Most Indian tribes in North America were far more civilized than some descriptions we read. While some wore loin cloths in the warmer weather, when winter came they all needed additional clothing. Explain the process of tanning the hides of animals that was used by the Indians. Show how a good buffalo or deer hide would become a warm coat or blanket in cold weather.

Living outdoors year-round, the Indians were more accustomed to dealing with the elements than we are today. Their physical bodies were conditioned to sudden changes in the weather, and they had learned the secrets of survival.

Many of the tribes used leather to make moccasins. After the white man came, they traded their furs for blankets and clothing. Ask some of your leaders to do a short skit to demonstrate how an old-time rendezvous might have taken place with the exchange of goods. Demonstrate how the Indians were not always treated fairly in their dealings with the white man and how this caused animosity and fear among many tribes. Discussion Questions: Did the coming of the white man help or hurt the Indians? Could they have stopped his coming? Why did the Indians not want to give up their land? What is a Peace Treaty?

July

1st Week—Powwow: Explain the concept of the Indian powwow and how it translates to our Royal Rangers Pow Wows in the various districts. Plan an indoor Pow Wow for your boys, using some Indian decorations, simple games, and Indian songs. Close with a devotional about the Indians and the importance of recognizing that all good gifts come from the Lord above, who made heaven and earth.


2nd Week—Cowboy: Lead in a discussion of the work and activities of the early American cowboy, whether on the ranch, range, or cattle drive. Talk about roundups, branding time, and trails used to move cattle to the markets. On a chalkboard draw a few typical brands that were used. Discussion Questions: Why were cattle branded? What is cattle rustling? What is a stampede? Why was it important for the cowboy to learn roping?

Demonstrate the common lariat loop and give your boys a chance to practice. Discussion Questions: Is it difficult to catch an animal with a rope? Why was the horse so important to the cowboy? Did all the early cowboys rodeo? If you could have worked as a cowboy, what would have been your favorite job?

3rd Week—Cowboy Clothes: Like people in all walks of life, cowboys had clothes that were adapted to the type of work they performed. If possible, set up a small display to include broad-brimmed hat, neckerchief, shirt, trousers, chaps, spurs, boots, etc. Explain why each item was important. Discussion Questions: Are cowboy clothes popular today? Why do some people like western wear? Contrast cowboy clothing with garments used in other types of work. What particular kind of clothes would the following workers wear? 1) fireman, 2) policeman, 3) lawyer, 4) blacksmith, 5) astronaut, 6) aquanaut. Discussion Questions: Do clothes alone make you a cowboy? What kind of skills would you need to work with cattle? What has taken the

place of the cattle drives? Are cattle still important for food? What kind of debt do we owe those who process our food? Does the meat have to be inspected? Why do we know the meat is okay for us to eat? Can you get sick after eating bad meat? How should you properly store food?

4th Week—Ranch Life: Explain why the life of cowboys was strenuous.



They did hard work and sometimes went for days without proper rest and sleep. Many died at an early age because of sickness and disease. Others died at the hands of other cowboys. Back in those days they settled arguments with gunfights. Two enemies would face off and fire at each other. The one with the quicker draw and better aim was the winner. The loser usually died from the gunshot wound. Why is this not the way to settle differences? Why are gunfights now outlawed in the United States? Why do people still try to use guns to settle their differences? What does Jesus want us to do when we disagree? Why is prayer and reading God's Word important?

When cowboys went to the bunkhouse for the night, they often played guitars, harmonicas, fiddles, banjos, or accordions. Why was music and singing so important to them? Can music change the way we feel about things? Why do we sing praises to God? Is God pleased when we praise Him with music and singing? Lead the boys in some favorite songs or choruses.

5th Week—Trail Drives: Have you ever ridden or walked down a long trail? Just imagine that going on for miles and miles. You might then have an idea of a trail drive. The cattle were not always cooperative. They sometimes strayed off the path. Frightened cattle would often charge into a stampede. Many cowboys were hurt or killed during those times. Cattle could often be disturbed by sudden and violent changes in the weather. Thunder and lightning were not their favorite times. Trails were often dry and dusty. Sometimes the greatest concern was just a good drink of water for the men and cattle. Lead in a discussion of how to deal with the rigors of trail life. Discuss the chuck wagon and the cooks who prepared the food for the cowboys. Was the food always good?

August

1st Week—Pioneers: The early settlers of America are sometimes known as "pioneers." Many who homesteaded our country moved across the frontier in wagons known as "Prairie Schooners." The pioneers were also known as "sod busters" because they plowed the land to grow crops. This began to take away from grazing land for the cattle and caused a conflict between them and the ranchers. In the Old West there were many long and bitter fights over land and water rights.

2nd Week—Frontier Dwellings: Many of the pioneers built log cabins for themselves. These were usually small compared to the homes we have today. Most of the early settlers worked from sunup until sundown, so they spent most of their time outdoors. They did not need spacious homes in which to live. Besides, they often could not take the time to build large cabins since they needed to work to raise food for their families.

Obtain a picture or a replica of the broad ax used to notch logs for the cabins. Explain how these logs inner-locked when properly notched. Discussion Questions: Did they build barns and other building from logs? How did they keep the cold wind from

whistling through the openings in the logs? Why did they have a fireplace? How were their fires different from Indian fires? What kind of food did the pioneers eat?

3rd Week—Pioneer Cooking: The early settlers were known for their fine cooking in spite of their primitive surroundings. Many of their methods and recipes survive today in the way we prepare our food. Discussion Questions: What do you suppose a typical pioneer meal might consist of? What kinds of meats could they have? Do corn and wheat figure into their diet? What about milk and dairy products? Did they sometimes have poultry? How did they preserve their surplus foods for later usage? What are some things they had learned from the Indians about cultivation and food preservation?

Select several books from your local library about the early pioneers and draw particular attention to their foods and utensils. Help the boys understand how difficult life must have been without electricity, natural gas, and running water. Discussion Questions: Did the pioneers have microwave ovens? Did they have refrigerators? Did they have grocery stores? What could they do if they ran low on food? Do you suppose people were good neighbors back then, who would lend or give food to those in need? What lessons could we learn from them?

4th Week—Pioneer

Clothing: Ask your boys if they ever heard of "home spun"? Explain how the early settlers had to make their own cloth and the cloth into clothes. This is why some of the photos we have of them today look so ragged and out of shape. They did not have clothing and department stores like we have today. Some even had to make their own buttons. Zippers were unknown until later. Most of their clothes were dark and drab

because they did not yet know how to achieve bright and fast colors. Even the washing of their clothes was a real chore.

If possible, display an old-fashioned washboard and explain how they scrubbed their clothes to get them clean. They even had to make their own soap. Shoes and boots were handmade. Cobblers were quite popular in those days to help others get shoes. Hats were also an important item. They were used as a shade from the sun and to keep the head warm in cold weather. Ask, "What are some uses for a hat you can think of?"

Pioneers, Trailblazers, Trail Rangers

Overall Approach: Our theme this quarter is Frontiersmen ways, and we will focus on the Frontiersmen Camping Fellowship of Royal Rangers. FCF was founded in summer 1966. It is an honor society to give recognition to men and older boys who have distinguished themselves in advancement, training, and camping.

FCF is based on the lore and tradition of these early frontiersmen. Your planning for this quarter will be enhanced by using the Royal Rangers Leaders Manual and the Frontiersmen Camping Fellowship Handbook. Keep in mind the overall purpose of FCF: 1) to give recognition to men and boys who have shown exceptional interest and outstanding achievement in the Royal Rangers program and in Royal Rangers camp-craft, 2) to build a brotherhood of "top-notch" men and boys over the years who will continue to be Royal Rangers program and camping enthusiasts, 3) to emphasize the importance of involvement in the advancement program, development of

camp-craft skills, and completion of the leadership training programs, 4) to develop a corps of elite Royal Rangers who will strive to be the very best in Christian example and leadership. Please bear in mind that the 1996 National FCF Rendezvous will be held for FCF members July 15-19, 1996, at Camp Eagle Rock, Missouri. If representatives are attending from your outpost, you might use some of them in your meeting features either before or after the event.

June

1st Week—Spirit of FCF: Introduce FCF by discussing how this organization seeks to develop in each member the same courageous and undaunted spirit of the early frontiersmen. Show how high morale and contagious enthusiasm are developed by urging each member to strive to achieve five important things. Using the FCF handbook as a guide, write the following on a chalkboard and discuss: 1) demonstrate courage, 2) display achievement, 3) develop friendships, 4) demonstrate leadership, and 5) develop woodsmanship.

Explain that the first FCF chapter was organized in the Southern California District on July 8, 1966. High in the San Bernardino Mountains in a clearing surrounded by gigantic trees, a large group of Royal Rangers sat around a blazing campfire. As they waited, a feeling of mystery and expectancy filled the air. The blast of a hunter's horn shattered the night's stillness and echoed through the trees. National Commander Johnnie Barnes, who is deceased, stepped into the firelight, dressed in a buckskin outfit and a coon-skin cap. As he began to explain the new FCF program, a hum of excitement rose above the sound of the crackling campfire.

Two district leaders assisted in that first FCF "call out." They were Ron Halvorson and Bob Reid. Five men and five boys were initiated. After pledging to endure a time of testing, the candidates were led away, carrying a large rope to a mountaintop nearby for an all-night initiation. When they were offi-



cially inducted into the fellowship at the final friendship fire, they sensed that this ceremony was a milestone.

2nd Week—The American Frontiersman: Our history is full of men who contributed to the development of our nation. Use this meeting to focus on the special breed of man in the long list of our country's forefathers was the old frontiersman. He was a very colorful character, playing an important role in widening the borders of our land. He tamed virgin territory, making it safer for those who followed him. He was a rugged pioneer who depended on his life-support equipment as he led the last settlement to explore the unknown. List some of his equipment on a chalkboard: 1) buckskin clothing, 2) leather moccasins, 3) coonskin cap, wide-brimmed hat, tricorne hat, etc., 4) rifle in buckskin case, 5) hunting bag with balls, extra flints, salt horn, powder measure, ball starter, roll of pillow ticking for patches, 6) rifle parts and tools, 7) small sharp knife, 8) if rifle was a flintlock: two powder horns, 4-F flash powder, and 2-F or 3-F powder, 9) butcher knife, 10) tomahawk, 11) flint and steel, 12) jerky, pemmican, or parched corn, 13) packhorse, 14) personal items.

Discuss how each item was important. Ask why the frontiersman valued his horse. Explain that many who went on adventures in the early days never returned from their journey. Only those who took care of their equipment and knew how to use it had any chance of survival. Discussion Questions: Why is it important to take care of our equipment today? What other lessons can we learn from the early frontiersmen?

3rd Week—Basic Requirements: Design a poster showing the requirements for FCF membership and the steps of advancement and recognition, which appear in the FCF handbook. Use your FCF handbook to explain the requirements. Ask, "Why do you suppose FCF has such high standards?" Call attention to the five logs in the FCF symbol, and emphasize the meaning of the fire. Explain the spiritual meanings we should observe. Invite a member of

FCF to speak to your outpost group and have him tell how his association in FCF has changed or improved his commitment to the Christian lifestyle.

4th Week—Vital Goals:

Courage: Early frontiersmen demonstrated outstanding courage by exploring the unknown wilderness; scaling high mountains; crossing barren deserts; blazing trails in virgin forests; and enduring extreme heat, cold, peril, and hardships. Emphasize their bravery, struggle for survival, unwavering loyalty, and code of honor. Next, explain why we need courageous young men to join FCF. Standing for Christ and Christian principles, squarely facing each personal problem, bravely enduring each difficulty in life, and helping others even at the risk of their own safety is all a part of the FCF commitment.

Leadership: Make a list on a chalkboard of some outstanding frontiersmen—such as Daniel Boone, Lewis and Clark, Davy Crockett, Zebulon Pike, and Kit Carson. Explain how men such as these achieved a place in American history. Discuss their undaunted spirit and their desire to excel in spite of the odds. Then discuss how the Royal Rangers ministry is a continuous learning experience, and the call of FCF is always to higher and greater achievements. This program gives ordinary men and boys the opportunity to do something extraordinary for Christ and His Kingdom.

July

1st Week—Vital Goals: The saga of the American frontier contains many accounts of frontiersmen who gave or risked their lives and their fortunes on behalf of their friends. Their unwavering loyalty serves as an inspiration. Strong bonds of friendship were encouraged; brotherhood was important. Many of today's highways were once only blazed trails through an uncharted wilderness, begun by an early frontiersman who led the way. Many of the routes through rugged mountain passes were discovered by frontiersmen exploring new country. Some are still used today.

In comparison, FCF members must

be willing to step out and lead the way in Christian service by being willing to assume specific responsibilities. Many opportunities for leadership await the individual who is willing and ready. The members of FCF are challenged to be ready when the opportunity presents itself. Lead in a discussion on this point and how we should be involved in leadership by example.

Woodsmanship: The early frontiersmen were able to adapt to almost any wilderness situation because they were constantly developing their outdoor skills. Survival was involved in knowing what to do and how to do it. As experienced frontiersmen they could spend months on the frontier with only a small knapsack, a blanket, a rifle, and a hunting knife. In comparison, those in FCF are encouraged to continue to develop their outdoor skills. Discussion Questions: How can these skills be demonstrated in a camping situation? What is the difference between a trained woodsman and an experienced woodsman? Why is good woodsmanship important today?

2nd Week—FCF History: Review the following FCF history with your Rangers: FCF was first organized in district chapters, the first of which was Southern California District, followed by Southern Missouri and Iowa that same year of 1966. FCF did not become a national organization until 1970. John Eller was chosen as the first national FCF president. Fred Deaver became the national FCF president in 1974. David Barnes, son of founder Johnnie Barnes, was the first National FCF Scout, followed by David Franklin, son of Don Franklin (former National Training Coordinator). Don Bixler was chosen as the first national FCF Scribe in 1974.

Use a United States map and identify the eight territories of FCF: 1) Colonial (North East), 2) Riflemen, (South East), 3) Voyagers (Great Lakes), 4) Rivermen, (Gulf), 5) Explorers (North Central), 6) Plainsmen (South Central), 7) Trappers (North West), and 8) Mountainmen (South West). Identify your territory and district. Point out that districts are encouraged to adopt

specific names—such as Jim Bowie (Louisiana), Simon Kenton (Indiana), or Marcus Whitman (Northwest). Note the Spanish district name for your area.

3rd Week—The Rendezvous:

Discuss the following: During the 1800s the beaver hat was in great demand. This called for beaver pelts. To meet this demand, the mountains of the West were soon infested by a special breed who became known as “mountainmen.” These fur trappers soon adopted many of the ways of the Indian tribes. Some adapted so well they were reluctant to leave and travel back to civilization. They needed a market for their furs. They also needed to replenish their supplies of salt, powder, and shot. They also needed traps, pots, knives, axes, and rifles.

To meet this need certain traders from back East traveled west into the mountains to a predetermined location or rendezvous. They traded supplies for furs. Most mountainmen took the price of their furs in trading goods because they had little need for money. The site was usually a valley where there was a good stream and plenty of grass for grazing. The traders would arrive first with their wagons and packhorses laden with trading goods.

Mountainmen came from all over the West. They often arrived at a full gallop, shooting their guns in the air. It was a great time!

Discuss how the old-time Rendezvous has influenced meetings of the FCF today. What are some of the activities? Allow someone who has attended a National FCF Rendezvous to speak to your outpost.

4th Week—The Rendezvous: This week continue the discussion on frontier history. Many of the mountainmen married Indian wives. (Up until World War II, men outnumbered women in the United States.) Women were scarce on the frontier. The life was too rugged. Their Indian wives soon had their tepees very colorful with Indian designs. Friendly Indians from various tribes also attended the rendezvous.

The rendezvous was the one big

event of the year, since most of the mountainmen lived a rather isolated life. The mountainmen demonstrated their skills with various contests, from horse racing to black powder shooting. Food was cooked in huge pots and the laughter, shouting, and singing stretched far into the night. They shared new adventures or retold old ones. They sometimes gave a tribute to a friend who did not live to make it to that rendezvous.

Make a chalkboard list of some notable mountain men—such as Jim Bridger, Jed Smith, John Colter, Jim Meeker, Hugh Glass, and Jeremiah Johnson. Ask these questions: Were these men tougher than we are today? How do you suppose these men could adjust to modern life? Ask each Ranger to explain some modern invention to a mountainman. Ask them, “Would you have gone to an old-time rendezvous?”

Discuss some others who were attracted to these gatherings—e.g., preachers, artists, historians, the curious. Most observers agree that the rendezvous was among the most colorful events ever held in the West. When the beaver trade died and the last rendezvous was held, a great frontier tradition vanished. However, today’s frontiersmen in FCF are reviving this tradition in their territorial and national rendezvous.

5th Week—Black Powder

Shooting: Using the FCF handbook, list on a chalkboard the safety rules for black powder shooting. Invite an FCF’er well familiar with the black powder rifle to speak to your Rangers.

August

1st Week—Frontier Foods:

Continue the study of frontier history. When the early frontiersman went trapping or on a hunt, he traveled as light as possible. He usually carried jerky or pemmican and foraged on natural food as he went. He learned to smoke meat, which included fish and fowl. He soaked them in saltwater (brine) before smoking.

Explain that meat may be smoked today and how it is done. A good smoker should never exceed 250 degrees Fahrenheit, and only hard woods should be used to make smoke. Mention that brine is made of 1 gallon of water and 1 pound of salt. The smoker needs to be set at 200 degrees for jerky—smoke at 200-225 degrees. Fish must be cleaned then soaked in 1



part vinegar to 4 parts water—smoke at 80-85 degrees. The FCF handbook has a recipe for modern pemmican.

Lead in a discussion about the frontiersmen’s diet. Discussion Questions: Did they eat healthy by today’s standards? What kinds of wild vegetables and fruits might they have eaten? What about cooking without utensils? Were the frontiersmen adept at going long periods with no food? Was pure drinking water ever a problem? How could they distinguish between good and bad water?

2nd Week—Leathercraft &

Beadwork: Much of the frontiersmen’s clothing was made of leather or skins. They handmade items: shirts, pants, coats, moccasins, belts, capes, pouches, leggings, knife sheaths, and gun cases. Most of these items can be handmade by the FCF member. Obtain some samples from a leathercraft store, and check out a few books on leathercraft from your local library. List some things to keep in mind when doing leathercraft—such as using proper tools and materials, using proper cutting methods, making good patterns, gluing seams before you stitch, remembering that buckskin has a tendency to stretch. Some frontiersmen decorated their leather items with

Indian beadwork. This was not for work clothes but for special occasions, such as the rendezvous.

Explain that many Indian handcraft shops offer beaded strips of various shapes today. Many FCF members make their own. Obtain books from your local library on beadwork, then review the materials with your Rangers.

Discussion Questions: Why do handcrafted items take on a special meaning? When you make something yourself, what does it say about you? Do you suppose the early frontiersmen learned beadwork skills from the Indians?


3rd Week—Horn Craft: Explain that powder horns and salt horns were important items for the frontiersman. Many engraved their horns, making them very special and ornate. This can be done today, using a good basic horn with a light or site place to engrave. Most prefer a horn with a black tip and white body. Raw horns need to be boiled. Rough exteriors need to be sanded down. A plug goes into the end of the horn and must be secured with nails or small pegs. A small stopper must be carved for the end of the horn. Some grind in grooves for a carrying

strap. Some also scrape their horns instead of sanding. Designs placed on the horn are called "scrimshaw."

Here are the steps to designing a horn: Draw a design on the horn using a pencil. Spray the design with hair spray or Fixit to keep the drawing from smearing. Use a knife or other sharp instrument to etch (or scratch) the design well into the horn. Cover the design with black ink or paint. Before it dries, wipe off all surplus. This will bring out your design in dark bold lines. Seal the design with wax, and polish it to the desired finish. A leather strap will do for carrying. Salt horns are made the same way and should be much smaller than powder horns.

4th Week—Special Skills: Explain the following: The frontiersman had many special skills, some of which are kept alive in FCF. Here are some of the skills practiced today in FCF: *Tomahawk:* Tomahawk throwing is usually referred to as a "hawk." You need a reliable tomahawk with a stout handle. The secret is distance and form. It must turn one complete revolution in the air before it will stick in the target. Six paces is about the right distance for most people.

Knife: Knife throwing is a related skill. Use a knife designed for throwing—the blade of an ordinary knife will not balance properly and will break more easily. The knife may be thrown by either the blade or the handle. It is thrown with an overhead swing. Marking the right pace for knife throwing is much more difficult than for throwing a tomahawk. All knife and tomahawk throwers should observe safety rules.

Flint and Steel: Four basic items are needed to start a fire using the flint and steel: 1) charred cloth (to catch the spark), 2) flint (or quartz), 3) steel, and 4) tinder. Explain these steps in starting a fire using flint and steel: First, place down the tinder and lay a charred cloth on top of it. Second, firmly hold the flint and steel and strike glancing blows with the steel against the flint. Doing so will send sparks onto the charred cloth. When the spark catches on the cloth, gently pick up the tinder with cloth on top, then blow briskly against the charred cloth until a flame starts and ignites the tinder underneath. Note: This should be practiced outdoors with adult supervision. Practice is needed to become proficient. 

NEWS

continued from page 5

team of veteran Royal Rangers leaders to conduct a PTF near San Jose, Costa Rica. The PTF interfaced with the first ever International Royal Rangers Camporama in Latin America. A compact team of about 15 members participated in the January 26 through February 2, 1996, PTF and International Camporama.


Plans are underway to hold a PTF in Providence, Rhode Island. Home Missionary Brian Griswold is working with the national office to conduct the PTF in June. Royal Rangers leaders from across the states will gather in Providence for 2 days of evangelism.

The Book of Hope:

Another 100,900 of our inner-city *The Book of Hope* have been printed, thanks to the funds raised through our LFTL Junior Councilmen program. Already 50,900 copies have been donated to the Division of Home Missions for distribution among 39 major inner-city areas. Another 10,000 were given to Foreign Missionary Kent Kelley, South Africa, for distribution to the public schools there. Our office is retaining 40,000 copies of *The Book of Hope* for distribution. Please encourage commanders to order *The Book of Hope* and to conduct street witnessing endeavors. To

order *The Book of Hope*, call 1-800-641-4310 and request item 729HC120.

Edward Elephant Says ...:

The Light-for-the-Lost Office recently distributed 3,600 complimentary copies of the *Prime Time* video, featuring Edward the Elephant. The video and promotional materials went to outposts and national Royal Rangers councilmen across the United States. The *Prime Time* video, featuring Edward the Elephant and including a lead-in by National Commander Ken Hunt, is available free to outposts. Please promote this new project. 

Useful and Fun Wilderness Crafts

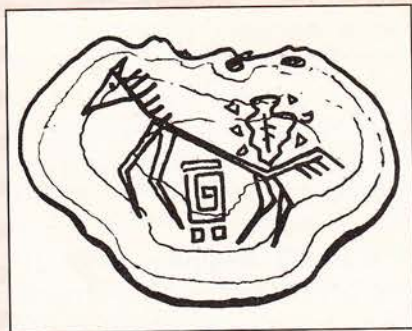
by David and Ammie Craun

During the early pioneer days, many crafts were made from natural materials. Most crafts were made to fulfill a specific purpose. Some items were made to decorate the wilderness home; others were worn by the individual living on the frontier.

The pioneer did not have many store-bought items for making crafts, so he had to use items that were common to where he was at the time.

Fungus Drawing Craft

One craft that was made on the eastern part of this country was fungi drawing or painting. Many wooded areas today have trees that have flat fungus growing on their trunks. These fungi can be broken off easily and brought to the Rangers meeting.



For this craft you will need one fungus growth for each Ranger. Your outpost group could prepare for this craft by going on an outing in search of tree fungus. Breaking off the fungi does not hurt the tree. (There is little danger of destroying fungus species by collecting them because they are so plentiful. Too many fungi growths may even harm a tree, so collecting them may even help the trees on which they were growing.)

Once you have collected the fungi, you will need short pieces of wood dowel rods 1/4-inch or smaller that have been sharpened in a pencil sharpener. (Pencils can be used, but you will not need the lead in the pencil to leave a mark on the fungus.)

After each boy has his own fungus and a dowel rod or pencil, instruct the Rangers to trace onto the fungus surface—using either their own patterns, pictures, or photos that have been copied onto a regular piece of paper. The tracings will leave a brownish-colored mark against the pale white surface of the fungus. Your Rangers can leave these patterns as marked or take oil or acrylic paints and paint over the traced patterns to make a colorful fungus craft.

The craft can be used by any age group. Straight Arrows, for example, can draw Indian patterns. Buckaroos can draw western scenes. Pioneers, Trailblazers, or Trail Rangers can make elaborate paintings of animals, nature scenes, or modern patterns.

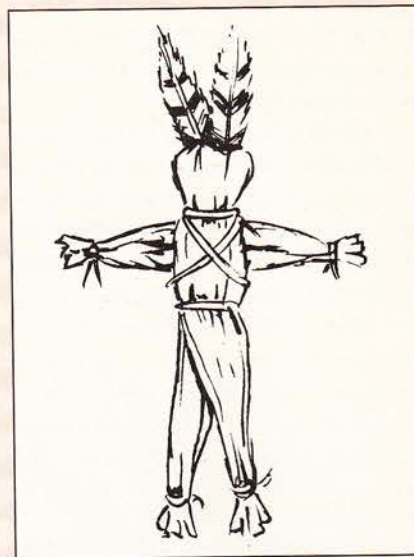
Corn Shuck Animal Craft

Another wilderness craft is corn shuck animals. Indians were making these craft dolls long before the pioneers came West. They are simple to make and the materials used are the outside shucks or the dried leaves of corn.

Many different patterns are available. Some of the most common are the corn shuck doll, a duck, a goose, or a horse.

Before involving the Rangers in this craft, make a finished model. Purchase the necessary materials of string, leather scraps, and thongs, etc.

By folding, plating, and wrapping string around bunches of



shucks or leaves, the individual parts of the animal or doll can be shaped together. Many craft books will have samples of patterns that you can use if you need further help with this idea.

A similar item that can be used is the rush plant. It can be bent, wound around itself, and shaped into various forms. One simple project is a rush duck. By bending the rush at one end and bending in the other direction about 2 inches lower, the neck of the duck can be formed.

The body is formed by winding the rush in a spiral around itself; the end can be held in place with a tooth pick or a small stick. Because the rush is hollow, it will float on water.

Each Ranger could make his own duck and float it on a pan of water at the outpost meeting. The boys could even have duck rush races.

I.D. Necklace Craft


Personal items were made in the wilderness to give individuals a way to be unique and distinguish themselves from others. Necklaces were worn by both the Indians and the frontiersmen. Necklaces were used as a means of personal identity and often characterized the personal traits of the individual.

One way to make an I.D. necklace is to take different sizes of card-

board and cut them into various geometric shapes—ovals, rectangles, stars, squares, diamonds, etc. Glue the smaller shapes of cardboard on top of the larger pieces, about three or four layers deep. Let the glue dry. Then take a light piece of aluminum foil and crumple it up in a loose ball. Unfold the foil after making wrinkles in it.

Take the glue and wipe all over the surface of the shapes that have been glued together. Place the foil over the glue on the shapes and rub it tight against the glue so it will take on the shape of the cardboard. Next take markers, finger paint, or other types of coloring and wipe over the surfaces of the foil. Before the coloring dries, loosely wipe away the excess coloring. This will leave an antiqued effect on the foil.


Now take a punch and make a hole in the edge of the largest shape and place a thong through the hole



to make a necklace. The thong can be decorated with beads, feathers, bones, etc., to make an authentic looking wilderness necklace.

Instead of using aluminum, you could use feathers, beads, and shells to accomplish the same purpose: an authentic-looking frontiersman necklace.

Frontier crafts are colorful, useful, and exciting to

make and use. The above ideas will make exciting additions to the craft projects your Rangers have done. Remember to collect in advance all your supplies needed to do the entire project. Have a completed example for the boys to look at, and lay out the project in steps so they do not get confused on what should be done next. 

The Wilderness Adventure

by Darrell Smith,
Peninsular Florida District

Wmore than 9 years have passed since I went through the Wilderness Vigil. I had no idea what God had in store for me that night, but now God's presence is still as real as He was to me on that special evening.

You see, the Wilderness rating is more than just another advancement level in the Frontiersmen Camping Fellowship. To earn Wilderness, one must change his lifestyle and walk with God.

The goals of the Wilderness Vigil are to raise up a corps of boys and men who are dedicated to the Royal Rangers ministry, to create a wilderness brotherhood so the skills they have learned can be passed on, and to give the Wilderness candidate a desire to be proficient in recreating history as it was on the frontier.

The Wilderness status is, ironically, conveyed as an advancement step. It is, in reality, stepping into the ranks of those who are more the bottom than the top. Wilderness members are more accurately described as the foundation, not the steeple.

The work of Wilderness brothers is often centered around the towel and washbasin. They are the ones who determine the climate of the chapter, not announce it. It is their presence and the wisdom of experience, coupled with the continued pursuit for more of God, that brings meaning to meetings, confidence to those waiting in the wing, and an example to

those still finding their way.


A Wilderness man is a living trendsetter. He is a constant reminder of a secret dwelling place of the Most High God, where it is possible to abide under the shadow of the Almighty. (Read Psalm 91.)

Psalm 91 is what the Wilderness recognition is all about. The vigil is a doorway into that place. For some it simply recognizes their entrance. For others it opens a new world. But for everyone it references a relationship with God.

For this reason the all-night vigil and pre-vigil testing becomes vital. Each component works together with the others to create a mirror into which a boy or a man sees himself as he really is in Christ Jesus. In this way he will behold himself in its reflection and will not soon forget what manner of man he is.

The elements that contribute to the total effect of the Wilderness experience require each one to perform certain tasks.

In the many years of service in Royal Rangers, I have observed the men who are the backbone of the Royal Rangers ministry, those who are on the cutting edge of Royal Rangers. They all have one thing in common: WILDERNESS.

I encourage you to take the time and become involved in FCF—setting as your goal the Wilderness rating. It will change your life. 

Devotionals for Boys

by Rev. David Boyd, production coordinator, Michigan District

Scripture verses cited from the New International Version

Let It Shine

Items Needed: Matches, candle and candle lantern (if available), and a flashlight.

Today I have several items all used to create light. It is easy for us to take light for granted. We walk into a dark room, flip on the light switch, and there is light.

Have you ever been at home when a storm came and the electricity went out? Suddenly everything is black—mom or dad is scrambling for a flashlight. That is the time when you really realize how important light is.

During the American frontier days, light was vital to a frontiersman as well. He used a candle, a candle lantern, a kerosene lantern, or a small fire to provide himself with light.


At night the light of the fire or candle was all a frontiersman had in order to see to make repairs on his clothing or to prepare his skins—or whatever else he had to get done. A lantern or torch was needed to light the path at night if there wasn't enough moonlight. Today we use a flashlight.

The Bible talks a lot about light. Matthew 5 tells us we are the light of the world. We live in a world of Spiritual darkness, but Jesus in us is the Light who shines in the darkness.

Psalms 119:105 states,

“Your word is a lamp to my feet and a light for my path.” We need the light found in God's Word to show us the path we are to walk.

A frontiersman depended upon light to help him in the darkness. We must have the light of Christ shining through us and the light of His Word showing us the path we should take day by day.



Don't try and stumble around in the darkness of this world. Depend upon Jesus, talk to Him every day, read His Word, and “let it shine.”

Staying Sharp

Items Needed: An ax and several types of saws—such as a cross cut saw, hand saw, chain saw, skill saw.

Boys, allow me to show you today several different types of tools used to cut wood or chop down trees. You will recognize most of these tools.

Notice that I have tools here that are very modern,

like my chain saw and my skill saw. I also have tools here that have been around for a long time.

All these tools are different, but they are all the same in one important way. Each of these must be sharpened regularly.

(Hold up an ax.) Imagine a frontiersman building his entire log cabin and all of his furniture using only an ax like this. Can you imagine having to cut down trees in order to stay warm all winter long. A frontiersman knew he had to have a sharp ax. If his ax was dull, it would take him two to three times longer to get his work done.

We are a lot like these tools. We must keep our spiritual ax sharp. Jesus knew this. That's why Mark 1:35 states: “Very early in the morning, ... Jesus got up, ... and went off to a solitary place, where he prayed.”

We can sharpen our spiritual ax by reading our Bible, praying to God, and worshipping Him.

All these tools, no matter how new and modern they are, need to be sharpened on a regular basis. Each one of us, no matter how old or young we are, need to be sharpened by God's Holy Spirit every day.

The Bible says that David was a man after God's own heart. David writes in Psalm 5:3, “Morning by morning, O Lord, you hear my voice; morning by morning I lay my requests before you and wait in expectation.”

David sharpened his spiritual ax every morning. David had a special relationship with God even as a young

Devotionals for Boys

boy. That can happen with you too. Spend time with God everyday—whether in the morning, evening, or afternoon. Don't forget to "sharpen your ax!"

Weapons of Warfare

Items Needed: A hatchet, a sheath knife, and a black powder rifle.

Boys, I have brought three different types of frontier weapons. Each item had several very important purposes. Each was needed during the everyday life of a frontiersman, especially if he was attacked. Tonight we are going to talk about how these weapons were used in warfare.

Every frontiersman knew there would come a time when he would be attacked. Because of this he needed to be ready.

His rifle offered him the greatest chance of stopping an attack with one quick decisive shot. However, he knew there were going to be times when his rifle had been fired and there was no time to reload. This is when his knife and hawk were important. A frontiersman practiced and memorized how to throw his knife and hawk, or to use these weapons in an instant in case he was attacked by a bear or a wolverine or other assailants.

We as Christians will be in battles too. We know this because we are made in God's image, and the devil hates God. However, the Bible teaches us about the weapons

we have to defend ourselves.

Ephesians 6 talks about the weapons and armor that a Christian has to use. In verse 17 it talks about the sword of the Spirit, which is the Word of God.

In the same way a frontiersman learns and memorizes how to use his weapons. We as Christians need to memorize God's Word and learn to use it when the devil tempts us to do something wrong.

When Jesus was tempted by the devil, three times He quoted Scripture to the devil as a weapon to make the devil leave Him alone.

If Jesus needed the Word of God, then we all do. We are God's frontiersmen, spreading the truth of Jesus to this world. Don't leave your house without preparing to do battle for Jesus with the sword of the Spirit.

Keep It Burning

Items Needed: Matches, flint and steel, tinder, char cloth.

I have brought several items for you to see. Can you figure out what they are used for? (Wait for a response.) I thought you'd be able to figure it out. All these items are used to help us start a fire.

Fire was very important to the frontiersman. It's very important to us today, although we don't think of it very much. It takes fire to run the furnace in our house and fire to run our hot water heaters or stoves—even fire at a generator plant to provide us with electricity to run

almost everything in our homes. We almost couldn't live without fire.

A frontiersman used fire to cook his food, keep him warm, protect him from harm, purify food or water, prepare his weapons, and much more. Fire was so important that every frontiersman carried with him the means to make a fire.

Flint and steel and tinder were guarded and protected. Without fire the frontiersman would most likely perish from the cold.

John the Baptist makes an interesting statement in Matthew 3 concerning fire. He says that Jesus will baptize Christians with the Holy Spirit and "Fire." In Acts 2, when the first believers were baptized in the Holy Spirit, there appeared to be tongues of fire resting on each of them.

The Bible teaches us that the Baptism in the Holy Spirit is God's gift to us to help us live our Christian lives. The Holy Spirit will comfort us, guide us, convict (or purify) us, teach us, give us boldness, and help us pray. Jesus commanded the disciples (who were Christian frontiersmen) to wait for the gift His Father promised.


Jesus knew that the fire of God's Holy Spirit would help Christians everywhere to live in this cold world. Just as the frontiersmen couldn't exist without their fire, each Christian today must rely upon the fire of God's Holy Spirit ablaze in his heart.

So let's allow the Holy Spirit to put the "fire of God" in our lives so we can do great things for Him!



1996 National Rendezvous

For members of the Frontiersmen Camping Fellowships



**"Lighting the
Wilderness"**

(John 8:12)

Date: July 15-19, 1996
Place: Camp Eagle Rock
Eagle Rock, Missouri
Cost: Young Bucks: \$40
Old-Timers: \$50

A Chance of a Lifetime!

(use as wall poster)

Both quickly hopped into the canoes and pushed them away from the shoreline. Marc then turned around to look for Charles, for he could no longer hear Charles' voice. Marc quickly looked over at Jean—at the same time their eyes met with fear appearing on their faces. They both realized that Charles had not escaped.

Just when Marc thought about going back to look for Charles, he saw the bear walk out from the trees. Fresh blood stained the bear's fur.

The look on the faces of Marc and Jean told the story: Charles did not escape the clutches of the fierce bear. Regretfully, Marc and Jean slowly paddled away, leaving behind their

he never realized the danger he would face.

The Ottawa eventually brought Marc and Jean to Lake Nipissing on the Mattawa. Nearly 2 weeks passed since leaving Montreal. Finally the two reached Georgian Bay, then headed northwest through what is today known as the North Channel.

The sky grew darker and darker after they passed through the North Channel and approached St. Joseph Channel.

Lightning could be seen in the distance, and the air grew cool as the wind picked up speed. After another 10 minutes rowing became a strain for the two. The waves rocked their canoes as the wind continued to grow stronger.

"If this keeps up, we may never make it," shouted Marc.

canoes up on shore.

With little strength left, the two barely dragged their canoes to higher ground then collapsed from exhaustion.

Hours had passed along with the storm. Marc slowly opened his eyes, coughed, and looked around in a daze. The surroundings were strange, and slowly

The look on the faces of Marc and Jean told the story: Charles did not escape the clutches of the fierce bear.

Marc realized he was nowhere near the shore.

As he looked around, he saw Jean lying on a mat near him in what appeared to be a small hut. An Indian girl was in the room as well, who apparently was attending them.


When she noticed that Marc was awake, she quickly left the room and returned with someone else. Marc didn't know the man. But as he approached, Marc noticed the man had fair skin and other European features. Also, the man was dressed like a priest.

The stranger introduced himself: "How are your feeling brother? You seem to have had a rough journey."

"Who are you?" Marc questioned.

"My name is Father Marquette. You were found by some Ottawans a distance from here. You're fortunate they found you; you don't appear to be in very good shape. You have been brought here to Sault Ste. Marie. You will be taken very good care of here."

Marc, likewise, introduced
continued on page 14



best friend and much of their food supply.

The saddened day faded to dark as the sun began to set once more. Marc and Jean were weary and mourned for their friend. They headed to shore and settled down for the night. That evening felt a bit colder, just knowing that they had lost a good friend.

The morning came with a beautiful sunrise. Marc and Jean were sore from the hard trip, but again they paddled their way down the Ottawa River. Marc knew the trip would be hard, but

The storm proved to be too powerful for the two. For the next hour they battled mother nature. But the force was too great for them.

The pounding waves battered the canoes and virtually swept away everything in their canoes. Marc and Jean tied the two canoes together then held on for their lives. Paddling was not an option any longer as the waves freely tossed them about.

The night seemed endless. They surely would have died at sea, but the storm washed their

DEVELOPING AN OUTSTANDING OUTFIT FOR FCF YOUNG BUCKS

by Donny Hubbard ("Sasqutch"),
National FCF Scout

Whether you're running for an elected scout position or if you just enjoy the Frontiersmen Camping Fellowship, a good outfit is essential for keeping alive the spirit of FCF. All it takes is a little time and a lot of will-power to create a great FCF outfit. Here are some tips on how to get started:

SELECTING A TIME PERIOD

The first thing you need to do in building an awesome FCF outfit is to pick your period. In other words, choose the time period in which you want to base your costume.

In FCF the time periods of an outfit range from colonial times to the civil war days—roughly the mid-1700s to the late 1800s. An enormous variety of outfits are available from which to choose. Here are some examples: 1) the colonial long hunter, who wore a tricorne hat and carried a smooth bore flintlock, 2) the French trapper, who wore a touque with matching waist and leg sashes, and 3) the classic mountain man, whose style was buckskins a calico shirt and a fur hat. All of these are excellent ideas, but there are many more from which to choose.

RESEARCHING THE ROOTS

After you have chosen a time period, such as Mountain Man, Colonial, Rogers' Rangers, etc., you should research the roots (or origin) of your outfit. Studying the smallest details about how they dressed, tools they used,

even the shelters in which they stayed, are the best techniques for research.

Speed up your research by asking a leader in FCF (called an old-timer) to help you. He will be a great help and will likely have several books and magazines you can look through.

Don't be afraid to ask for help, even if the old-timer's name is Ol' Griz. Also, you should get a copy of the FCF score sheet and study it to see if your outfit will be as complete as possible. Again, ask someone in FCF for assistance.

STAYING IN STYLE

After finishing your research, it's essential to stay in style and to not mix together different outfits. For example, a voyager's cap with a colonial long hunter's outfit is mixing clothing from two totally different time periods. Remember, it's the little things that count.

SIGHTING IN FOR SUCCESS

Next, accent your outfit with the appropriate accessories according to your taste. Once you have selected your outfit components, try to look beyond a completed outfit and see what it will take to dress up the outfit. This is really important if you're competing and will have your outfit judged. Be on the cutting edge by knowing your period, how your outfit blends with the period, what sets your costume apart, and what makes your outfit exceptional.



For example, your outfit may look great with additional beadwork, decorative feathers, brass and silver pins, fringe, or virgin wool. Or how about a trade blanket quality wool, quill work, and anything that can spruce up your outfit? Keep in mind, though, that you dress according to the regions of your time period. This may sound a bit confusing at first. But with the help of an old-timer, you'll have a blast and soon be an "old pro" yourself.

VIEWING THE VOTES

It's doubtful that your first competition will result in a victory. So enter into competitions early and often. And when you compete, look at the outfits of the winners.

A camera is a good resource for reviewing the handiwork of champions. Take pictures of the winner in full outfit; he'll be flattered, and you'll be better equipped.

I'm not just talking about outfit competitions at this point, but also the election system for boys within the FCF. In other

words, it's important for a young buck to have a great outfit. Study pictures of past scouts, and you'll see a pattern of success!

Hopefully you'll enjoy a lot of success as you build your FCF outfit. I know from experience that the fun you'll have is worth the effort.

See you at the National Rendezvous!



The frontiersman was a rugged individual who depended on certain skills to ensure his survival as he explored the unknown wilderness. One of those skills was making fire with flint and steel.

To the frontiersman, a good fire steel was as necessary as a knife or a tomahawk. He carried the essential tools to start a fire anywhere in a pouch tucked over his belt.

Basically four items were necessary for his success in making a fire.

A striker, flint, tinder, and charred cloth. A tinderbox, which is a small, waterproof container, was used to carry the charred cloth and tinder.

It's unfortunate that many of the skills our forefathers used are disappearing. The desire and goal of the Frontiersman Camping Fellowship is to preserve these skills by learning and passing them on to others.

The learning comes through research and practice, practice, practice. The research includes not only gathering the material, but also learning how to prepare it. Let's look at how to use flint and steel to make a fire.

FLINT

Flint can be found in many places—from England to Eagle Rock, Missouri—and in many colors. Flint chards (pieces of flint from arrow point or gun flint making) are excellent for use with strikers. What one looks for is shape, hardness, and ability to hold an edge.

STRIKER

Strikers come in various shapes and sizes. One that has been found in original equipment is the standard "C"-

shaped striker. It fits the hand, protecting the fingers and is lightweight.

A good striker is not brittle; in fact it should bounce when dropped on a hard surface.

A quality striker should spark with bright sparks that crackle as they fall. You get what you

Place the can in the fire, and as the cloth begins to char, smoke will begin coming from the hole in the lid.

When the smoke stops, remove the can from the fire and allow it to cool. Don't be in a rush to open the can. Allow it to cool normally. When the can is cool to the touch, open it and remove the charred cloth. It should be

flat black, a bit crumbly, but still cloth.



Having Fun with Flint and Steel

by Jim Kennedy,
FCF field advisor

pay for, so buy from a reputable source.

TINDER

Tinder is material that will quickly ignite when making contact with glowing charred cloth. It can be made from any of the following: the inside of old bird nests, shredded bark of a cedar tree, inner bark of a dead cottonwood or basswood tree, fine wood scrapings, dead weeds, leaves, or grass. Other items—like old, untwisted rope—can be dried and used as tinder. Be certain, however, to avoid using gasoline, solvents, gunpowder, and steel wool.

CHARRED CLOTH

Charred cloth (cotton cloth that has been properly cooked) is needed to catch and hold a spark. Gathering a supply of 100 percent cotton cloth can be as easy as collecting old army square cotton cleaning patches or cotton toweling.

An adult should supervise the following process to char the cotton. First, place a small amount in a clean, metal box or can with a tightly fitting lid. Punch a small hole in the lid—about $\frac{1}{16}$ inch. Then build a small fire outdoors because of the smoke. Next, place the cloth inside of the can and secure the lid.

STARTING THE FIRE

You are now ready to make a fire. Begin by taking a handful of tinder and forming a bird's nest. Place this on the ground in front of you as you are kneeling. Place the charred cloth on top of the tinder. Now place the striker in one hand and the flint in the other. Grasp the flint by making a fist and placing the flint under your thumb, sharpest edge out.

Swing the hand with the striker from the elbow. As you strike the flint, in downward strokes, sparks will fly onto the charred cloth. Once you see a glowing ring of fire on the charred cloth, blow hard and steady on the cloth until the tinder begins to ignite.

This skill can be mastered with much practice. When you can produce a flame consistently in 10 seconds or less using this method, you will have "mastered" the skill.

Starting a fire with flint and steel is great fun. Besides, you'll learn a bit more about life of the early frontiersmen. So tell your commander you want to learn this frontier skill. Your outpost group can even turn the event into a competition.

Have fun!




BY: DAVID SMITH & DUANE SMITH

RASCAL RANGERS

ALRIGHT PATROL, TONIGHT WE'RE GOING TO DO SOMETHING VERY SPECIAL!

FCF - FRONTIERSMAN CAMPING FELLOWSHIP



WOW!

I'D LIKE YOU TO MEET "SCAR"

NEAT OUTFIT!



COOL!

LET'S GO OUTSIDE. I HAVE SOME THINGS TO SHOW YOU.





IN FCF THERE'S SO MUCH TO DO AND LEARN LIKE...

HOW TO COOK OUTDOORS AND MAKE JERKY.

ALL ABOUT OUR HISTORY AND HOW THINGS WERE DONE LONG AGO.

HOW TO THROW TOMAHAWKS AND THROWING KNIVES.

HOW TO MAKE COOL THINGS OUT OF LEATHER AND BEADS TO KEEP OR TRADE.

AND HOW TO SHOOT BLACK POWDER RIFLES.

AND HOW TO REALLY CAMP JUST LIKE THE FRONTIERSMEN DID.

AWSOME!

TOO COOL!

I WANT TO JOIN NOW!

D.W.S.

YOU'LL ALSO LEARN ABOUT WORKING TOGETHER AND, MOST IMPORTANTLY, GROWING IN CHRIST! IN FCF THERE'S SOMETHING FOR EVERYONE. FOR MORE INFORMATION ASK YOUR COMMANDER TODAY.

"We proclaim to you what we have seen and heard, so you may also have fellowship with us. And our fellowship is with the father and his Son, Jesus Christ (1 John 1:3, NIV)."

The Frontier Adventure

continued from page 9

himself and thanked Father Marquette for his generosity. As the two spoke Jean woke up. He, too, was confused when first looking about.

Father Marquette was quite astonished to hear Marc's tales of their trip.

"The Lord was very merciful to you both and had obviously been watching over you the entire trip," said Father Marquette.

As they continued to talk, Marc and Jean began to realize what a great thing God had done for them. Neither of them could read that well, so Father Marquette read to them passages from the Bible.

"John 3:16 says, 'God so loved the world, that he gave his only begotten Son, that whosoever believeth in him should not perish, but have everlasting life.'"

Then and there Marc and Jean learned all about a Savior named Jesus. Together they knelt and asked Jesus to be Lord of their lives. And ... they thanked Him for sparing their lives.

The Lord saw their changed hearts and blessed them. From that day forward Marc and Jean found success in all they did—working as fur trappers in Michigan and Canada.

The lifelong dream had come true for Marc. He had always wanted to travel and to become a trapper. The difference now was that he could do it with Jesus in his heart. ☺



by Jason Yon, Peninsular Florida District

On October 19, 1995, I began my Wilderness Vigil at the Riflemen Territorial Rendezvous in Honea Path, South Carolina. Earning the Wilderness Frontiersman rating would give me the highest rating pin an FCF'er could earn. The experience and preparation in achieving this one milestone in my life were excellent.

I first decided to achieve my rank as a Wilderness member when I was still a Frontiersman and my dad had just got his Buckskin at our District Trace. Dad encouraged me to work hard to earn my Buckskin for the upcoming Pow Wow, so we could both go through Wilderness at the same time.

So work hard I did. I achieved the advancement ratings needed and earned the Buckskin rating at the Pow Wow. At this point my dad and I worked hard together so we could take the Wilderness Vigil in October.

To prepare we spent hours together making our shelters, clothes, and cooking snacks for our vigil. During this time we bonded closer to one another more than ever. Working together gave us time

to talk. So in the process of achieving this great thing in our lives, we built a great love relationship.

The preparation for the Wilderness Vigil helped me place a lot of emphasis on my walk with the Lord. As I meditated on the meaning of the contents of my Wilderness Pouch, God began to speak to me, sharing what He wanted to do with my life and what I was doing wrong in my life.

Also, I began to read, study, and understand the Bible more than ever before.

During my Wilderness Vigil, I read my Bible, studied, and prayed to God. And I began to feel more and more close to Him.

The camping aspect of the vigil was also a great experience. I had been on a survival camp-out before, but not in primitive style. My Wilderness Vigil sponsor came out to check on me throughout the night, and I did just fine.

My dad and I passed the Wilderness Vigil that night. It was an event we'll never forget, and our relationship will forever be better.

In my opinion every boy in Royal Rangers should join FCF and enjoy the fellowship and reward. It's an opportunity in life you won't want to miss. ☺

The preparation for the Wilderness Vigil helped me place a lot of emphasis on my walk with the Lord

Comedy CORNER

The summer day was hot as the Straight Arrows marched down the trail. They were headed for a day outing. Joey was getting a bit hungry and began to think back of Christmas day.

"You remember the Christmas dinner we had at the outpost?" Joey asked his friend.

"Sure do," replied Mike.

"I sure would love to have some of that turkey about now," Joey said. "What's your favorite part of the turkey?"

With a big smile Mike replied, as he pointed to his Straight Arrows headband, "The feathers!"

If laughter is healthy, then I would surmise that the laughing hyena lacks nothing health wise.

Question: What do you get if you cross a sloth with a skeleton?

Answer: A real lazy bone!

"The work here is dull, tedious, and routine," grumbled the new employee. "Isn't there anything challenging about this job?"

"Sure there is," came the quick reply. "Trying to get a raise in pay!"

—Dominic Procopio
Weymouth, Massachusetts

The preacher was walking from the sanctuary to the Sunday

school building when he found three small boys sitting on a curb, playing hooky.

"Do you boys want to go to heaven ...," started the

preacher.

Before finishing his sentence, one boy piped up, "No siree!"

"You mean to say you don't want to go to heaven when you die?" asked the minister.

"Oh, when I die," exclaimed the youngster. "Of course I do. I thought you were getting up a crowd to go with you now."

The Straight Arrow sat in church with his mother and listened to the sermon entitled "What is a Christian?" Every time the minister asked the question, "What is a Christian?" he banged his fist on the pulpit for emphasis.

"Mama, do you know?" the boy whispered to his mother.

"Know what dear?"

"Do you know what a Christian is?" the boy continued.

"Yes, dear," she gently replied. "Now sit still and be quiet."

Finally, as the minister was ending his sermon, he again thundered, "What is a Christian?" and banged especially hard on the pulpit.

In dismay, the little boy jumped up and yelled, "Mama knows! Tell him Mama. Tell him!"

The Lord's Prayer has been cited a bit jarbled by some boys during their early days as Royal Rangers. One Straight Arrow was heard to pray, "Harold be Thy name."

Another begged, "Give us this day out jelly bread."

One New York child petitioned, "Lead us not into Penn. Station."

The church was holding a welcoming banquet for the new pastor. After his assistant pastor, who was also a bit bald, finished his remarks, the pastor stood to greet the people.

"I guess you might say that my associate and I are the 'visible heads' of the church!"

A wife and her sadly nervous husband each carried one of the newborn twins before the congregation to be dedicated by the pastor.


"What are their names?" asked the minister.

"Steak and Kidney," stammered the embarrassed father?

"What?" asked the pastor.

"Their names," corrected the wife, "are Kate and Sidney."

—Thomas LaMance
Prewitt, New Mexico



"Front and Center, Ranger!"

Or maybe you'd prefer left front...or how about a starburst instead?
Whatever you prefer, we have the official Royal Rangers T-shirt you'll be proud to wear.

Besides being fun to wear, these T-shirts give you an opportunity to invite others to Royal Rangers every time they ask about your shirt. And these rugged T-shirts are made of a durable 50-50 cotton-polyester blend

Now's the time to get your official Royal Rangers T-shirts. **Call toll free to order your favorites today.**



Royal Rangers T-shirt, Center Front Emblem

Boys S (6-8)	08HG0253	\$6.50
Boys M (10-12)	08HG0255	\$6.50
Boys L (14-16)	08HG0256	\$6.50
Adult S	08HG0257	\$7.50
Adult M	08HG0258	\$7.50
Adult L	08HG0259	\$7.50
Adult XL	08HG0260	\$7.50
Adult XXL	08HG0298	\$8.50
Adult XXXL	08HG0316	\$9.50

Royal Rangers T-shirt, Left Front Emblem

Boys S (6-8)	08HG0700	\$6.50
Boys M (10-12)	08HG0701	\$6.50
Boys L (14-16)	08HG0703	\$6.50
Adult S	08HG0704	\$7.50
Adult M	08HG0705	\$7.50
Adult L	08HG0706	\$7.50
Adult XL	08HG0707	\$7.50
Adult XXL	08HG0723	\$8.50

Royal Rangers Starburst T-shirt

Youth (10-12)	08HG1053	\$6.95
Youth (14-16)	08HG1054	\$6.95
Adult S	08HG1055	\$7.95
Adult M	08HG1056	\$7.95
Adult L	08HG1057	\$7.95
Adult XL	08HG1058	\$7.95
Adult XXL	08HG1059	\$8.95

Straight Arrows T-shirt

Boys XS	08HG0660	\$6.50
Boys S (6-8)	08HG0661	\$6.50
Boys M (10-12)	08HG0662	\$6.50
Adult S	08HG0788	\$7.50
Adult M	08HG0789	\$7.50
Adult L	08HG0790	\$7.50
Adult XL	08HG0791	\$7.50
Adult XXL	08HG0792	\$8.50

Buckaroos T-shirt

Boys S (6-8)	08HG0663	\$6.50
Boys M (10-12)	08HG0664	\$6.50
Boys L (14-16)	08HG0665	\$6.50
Adult S	08HG0793	\$7.50
Adult M	08HG0794	\$7.50
Adult L	08HG0795	\$7.50
Adult XL	08HG0796	\$7.50
Adult XXL	08HG0797	\$8.50

Pioneers T-shirt


Youth (10-12)	08HG1100	\$6.50
Youth (14-16)	08HG1101	\$6.50
Adult S	08HG1102	\$7.50
Adult M	08HG1103	\$7.50
Adult L	08HG1104	\$7.50
Adult XL	08HG1105	\$7.50
Adult XXL	08HG1106	\$8.50

Trailblazers T-shirt

Youth (10-12)	08HG1107	\$6.50
Youth (14-16)	08HG1108	\$6.50
Adult S	08HG1109	\$7.50
Adult M	08HG1110	\$7.50
Adult L	08HG1111	\$7.50
Adult XL	08HG1112	\$7.50
Adult XXL	08HG1113	\$8.50



FREE CATALOG!



Pinewood Derby supplies, camping and hiking accessories, and many other official Royal Rangers items can be found in the **1995-96 Royal Rangers Specialty Catalog, #75-2074.**

Best of all, it's **FREE!**



GOSPEL PUBLISHING HOUSE

1445 Boonville Avenue, Springfield, MO 65802-1894

Call toll free

1(800)641-4310

(\$5 minimum)

Fax toll free

1(800)328-0294

(U.S., P.R., Hawaii)

International Fax

1(417)862-5881

Postage and handling charges: Less than \$10.00, 15%; \$10.00-\$49.99, 10%; \$50.00-\$99.99, 8%; \$100.00 or more, 7%. State sales tax: CA, 7.25%. For shipments outside the U.S., actual postage costs are billed. Prices are subject to change without notice. All orders subject to credit approval. MasterCard, VISA, and Discover accepted. Please provide card number, signature, and expiration date.