

**HIGH**

LEADER  
EDITION

# ADVENTURE

*A Royal Rangers Magazine For Boys*

FALL 1996


## Power On The Tuckaseegee

## Keeping Tradition Alive



## Test Tips for Exams

Preserving A Lifestyle



**The Way It Used To Be**





**5**

## New Challengers Program!

Ad page 14



**7**



**8**

Cover photo courtesy of ©1995 Photodisc

# HIGH ADVENTURE

## Keeping Traditions Alive

**5**

## Rascal Rangers

**6**

## Power on the Tuckasegee

**8**

## LFTL: Ever Growing

**10**


## Test Tips

**15**

**TERRY RABURN**, National Director, Division of Church Ministries  
**KEN HUNT**, National Commander/Director of Publications  
**MARSHALL BRUNER**, Editor  
**JAMES ERDMANN**, Technical Editor  
**DONNA JESTER**, Editorial Assistant  
**LARRY BANGLE**, Art Director  
**DAN SATTERFIELD**, Designer

**HIGH ADVENTURE**—Volume 26, Number 2 ISSN (0190-3802) published quarterly by Royal Rangers; 1445 Boonville Avenue; Springfield MO 65802-1894. Subscription rates: single subscription \$1.75 a year; bundle (minimum of five subscriptions, all mailed to one address) \$1.50 a year. © 1996 General Council of the Assemblies of God, Inc., Gospel Publishing House. Printed in USA second-class postage paid at Springfield, Mo. POSTMASTER: Send address changes to High Adventure; 1445 Boonville; Springfield, MO 65802-1894.





# Preserving a Lifestyle

♦ by Rev. Chuck Goldberg ♦

but there still is one place where, like Dee, craftsmen continue producing items the old-fashioned way: Silver Dollar City near Branson, Missouri.

Mingling the sights and sounds of the 1890's with the fun and excitement of the 1990's, Silver Dollar City has been Branson's number one attraction for some 35 years, drawing more than 36 million visitors.

Among the rides, the music, and all the other attractions are potters, glassblowers, basketweavers, blacksmiths, and others still carefully hand-making their crafts. More than 100 craftsmen in some 50 shops demonstrate their talents as they work to preserve their crafts.

## TODD NELSON

♦ potter ♦




Photo courtesy of Silver Dollar City

What kinds of goodies can you buy for a quarter? A few pieces of gum, a day-old doughnut, maybe a candy bar—but only if it's on sale. But with a quarter in the 1930's, one could eat like a king. Just ask Dee Stroud, 75, a Frontiersmen Camping Fellowship commander near Many, Louisiana, who grew up so poor he and his friends made all their own toys out of wood. Only twice in his life did he enjoy a store-bought toy.

As a teenager, Dee picked 200 pounds of cotton from before the sun came up until after it went down—all for a grand total of \$1 per day. When Stroud got to go to town, for a quarter he could buy two giant hot dogs with all the chili and beans he could pour on, a 12-oz. cola, a three-scoop ice cream cone, and a huge cookie. At that time a birthday card or postcard cost a penny, a 100-pound bag of sugar, 50 cents, and 25 pounds of meal, a quarter.

Of course those prices are gone forever,


Todd Nelson, 48, a potter since 1971, is one of four at Silver Dollar City's Hill Creek Pottery. It all started for Nelson when, in search of an easy college class, he signed up for ceramics and just "fell in love with the clay." Today Nelson is a veteran of numerous arts and crafts shows. He says it's immensely satisfying to sit down with a shapeless mass and shape it, according to his desires, into cups, mugs, plates, bowls, pots—any type of vessel that will last.

During the winter off-season, Nelson and his three coworkers go through 300-500 pounds of clay each day as they produce items they will sell when the park reopens in the spring. Producing pottery takes about 2 weeks, he says, and the process takes a long time to master. It involves shaping the clay on the potter's wheel and allowing 8-24 hours for it to stiffen. Later, after allowing the pottery 3-5 days to dry, it is heated to 1,850 degrees in a large oven called a kiln. This burns out impurities in the clay. The items are then glazed by either brushing, dipping, or spraying, and heated again, this time to 2,400 degrees.

Terry Bloodworth, 47, has spent 20 years as a glassblower, demonstrating his technique to Silver Dollar City's visitors. His work can be found in the homes of everyone from Hollywood stars to magazine editors to fellow artists.



Photo courtesy of Silver Dollar City



## TERRY BLOODWORTH

♦ glassblower ♦

In his shop are three furnaces where glass is heated until it reaches the consistency of honey or molasses. He then reaches in with his 5-foot blowpipe, which is preheated at the tip, because glass naturally sticks to any hot surface. The process involves a combination of blowing through the pipe, rolling the pipe in his fingers, and rolling the glass on a special table, and sometimes swinging the pipe like a baton to stretch the glass.

After additional steps are followed, the piece is placed on a workbench and steel tools are used to reach inside and pull it into the desired shape. If it's a pitcher, for example, the top must be pulled wide.

Simple items like a Christmas ornament take just minutes to make. More complicated pieces take up to 45 minutes. Bloodworth has always been fascinated with the limitless variety of glass. He produces 150 different items, both solid and blown, and is happy that at the end of a day, he has something to

show for his efforts.

Glassblowing, he says, is an ancient craft, but not a dying one. More glassblowers work in America today than a generation ago.

Proprietor of Silver Dollar City's basket weaving shop for 23 years, Donny Ellison learned his craft from a 50-year veteran, Leslie Jones. Unable to read or write, Jones was a basket weaving master who had raised eight children through his artistry.

At first Jones didn't want to teach the young Ellison, because others had trained for a time and left when they realized the difficulty of basketweaving. Ellison, though, asked for a chance, and for the first 6 months Jones had him doing nothing but splitting wood. Once Ellison had proved to Jones he would stay, Jones began training.

Jones took great pride in showing Ellison how to gather the white oak, season it, carefully draw it into strips, and then weave a basket both beautiful and functional.

Using white oak because it's the strongest wood, Ellison has made about 50 styles of baskets. The average basket takes 2½-3 hours and will last indefinitely unless it is painted or varnished.

Basket weaving is dying out, says Ellison, because most people will shop for store-bought baskets. However, handmade baskets "last a lifetime," he said, because they're

done "the old-fashioned way" without shortcuts. Each weaver puts his name on his basket with pride.

## TIMES CHANGE; CHRIST DOESN'T!

Things have changed a lot since Dee Stroud grew up in Louisiana's rugged country. Machinists have replaced blacksmiths; factories mass-produce the work once done only by hardworking individuals; electric tools, computers, and other modern inventions have replaced the ways of the past.

"Nothing is a piece-by-piece craft like it was then,"

## DONNY ELLISON

♦ basket weaver ♦




Photo courtesy of Silver Dollar City

said Dee. "I remember when my mother would repair our shoes. They would turn out better than the original shoes. But today shoe cobblers are few and far between. It's all done by machines that do it all by themselves.

"So much has changed," concluded Stroud, "but the life in Christ doesn't change. He's still 'the same yesterday, and today, and forever!' "



## Keeping Traditions Alive

by *Katacha Diaz*

Weaving is a family tradition dating back seven generations for young weavers from Rio Chiquito, New Mexico.

In the summer, when most kids their age are watching television or playing computer games, brothers Eleazar and Daniel Martinez, ages 11 and 8, can be found at their looms refining weaving skills. Weaving is a way of life going back seven generations for the boys who live with their family in Rio Chiquito in northern New Mexico. The family is active in the church, and the boys participate in Royal Rangers activities at Templo Buen Pastor Church in Espanola, New Mexico.

"I began weaving when I was 5," says serious 11-year-old Eleazar, as he slides the boat-shaped shuttle between the warp threads. "Mom taught Daniel and me how to count by keeping track of the rows of yarn we laced through our looms!"

"Yeah, I was 4 when I learned," says 8-year-old Daniel, smiling. "I like doing whatever Eleazar does. And it looked like a lot of fun!"

Eleazar and Daniel's standing looms are side by side in a spare back bedroom in their adobe house. Their looms, smaller versions of their mother's, were custom built by their grandfather, Nelson Vigil.

Weaving is an art form that takes long hours of practice and commitment. Eleazar and Daniel began their lessons using the same simple weaving techniques and patterns their grandmother taught their mother as a young girl. They worked on their weaving technique and practiced making lots of small 3- by 5-inch coasters. Today the young weavers make pieces 10- by 20-inches and larger, featuring complex multicolored striped and geometric designs that characterize the 400-year-old traditional Rio Grande weaving style.

Eleazar and Daniel exhibit their weavings at the Traditional Spanish Market, held at the historic Santa Fe Plaza, in July. Each year the young weavers create a special weaving to enter in the youth artist competition. The 2-day community event is sponsored by the Spanish Colonial Arts Society in Santa Fe.

Two years ago Eleazar and Daniel made enough money to buy mountain bikes! This inspired their cousins, Kelly and Reynaldo Dominguez, ages 10 and 8, to take up weaving. Eleazar and Daniel became their teachers and mentors.

Dreams came true for Daniel and Reynaldo at the Spanish Market. Daniel's weaving entry, "Morning

Star," won a first place ribbon and cash award in the Youth Competition, Ages 5-8. Competing in the same age division, cousin Reynaldo's weaving entry, "The Striking Stripes," was selected for a Youth Purchase Award. Reynaldo's weaving becomes a part of the Society's permanent collection of Spanish colonial art housed at the Museum of International Folk Art in Santa Fe. Not too bad for an 8-year-old weaver who began weaving 2 years ago!

Keeping family traditions alive is fun, educational, and a good way to earn some money. But more importantly, the young weavers are learning about the cultural process of passing knowledge and skills from generation to generation that help keep a 400-year-old family weaving tradition alive.



Photo by Katacha Diaz

Winning weavers and cousins, Daniel Martinez, 8, and Reynaldo Dominguez, 8, holding their winning entries at the 44th Annual Traditional Spanish Market, July 29, 1995, Santa Fe, New Mexico. Daniel's weaving, "Morning Star," won First Place in the 5-8 age division. Reynaldo's weaving, "The Striking Stripes," was selected for a Youth Purchase Award. His weaving becomes part of the collection of Spanish colonial art housed at the Museum of International Folk Art in Santa Fe.





# RASCAL RANGERS



IN: **GO AND TELL**

BY: DAVID W. SMITH

BOYS, THIS IS **SPIKE**. HE'S VISITING OUR MEETING TONIGHT. PLEASE MAKE HIM FEEL WELCOME.



...AND I'VE SEEN HIM DO A LOT OF **UNCOOL** STUFF, LIKE CURSING, FIGHTING, AND BEING RUDE TO TEACHERS



WELL, TAG ALONG, **JESUS'** LOVE IS FOR EVERYONE, EVEN SPIKE. YOU HAVE TO TELL HIM ABOUT **JESUS**.





SO...

HEH-HEH-HEY  
SPIKE. CAN I  
TALK TO YOU A  
MINUTE? IT'S LIKE  
REAL IMPORTANT.

MAKE IT QUICK  
OR I'LL SQUISH  
YOU LIKE A BUG.

OKAY, HERE GOES. . . THE **BIBLE** SAYS THAT  
WE ALL HAVE SIN IN OUR HEARTS, SPIKE, AND  
IF WE DON'T GET RID OF THIS SIN WE CAN'T  
GO TO **HEAVEN**. AND IF YOU DON'T GO TO  
**HEAVEN**, THE ONLY PLACE FOR YOU TO GO IS  
A BAD PLACE CALLED **HELL**.

WHOA! HOW  
DO I GET RID  
OF THE SIN?

JESUS PAID THE PRICE FOR OUR SINS. HE  
TOOK THE STRIPES ON HIS BACK AND WAS  
NAILED TO A CROSS.

HE SHED HIS BLOOD TO TAKE  
AWAY OUR SINS SO WE COULD  
LIVE FOREVER WITH HIM IN  
HEAVEN. THREE DAYS LATER  
HE ROSE AND IS ALIVE TODAY.

SO HOW DO I GET  
**JESUS** TO TAKE  
AWAY MY SINS?

ALL YOU HAVE  
TO DO IS ASK.

PRAY THIS PRAYER WITH ME: "**DEAR JESUS,**  
I KNOW I HAVE SIN IN MY LIFE, AND I KNOW  
YOU SHED YOUR BLOOD FOR ME.  
PLEASE FORGIVE ME OF ALL MY SINS  
AND HELP ME TO LIVE MY LIFE AS THE  
BIBLE TELLS ME TO. THANK YOU SO  
MUCH FOR LOVING ME. AMEN"

Go and make disciples of all nations,  
baptizing them in the name of the Father  
and of the Son and of the Holy Ghost  
(Matthew 28:19, NIV).

D.W.S.





# Power on the Tuckasee

by Roy Denial

**O**n a perfect, blue-sky day in the mountains of North Carolina, LaVerne and I stood on the river bank admiring the beautiful river. We decided to take a leisurely rafting ride through the magnificent, scenic countryside. We could not have known that the Lord would use such a simple experience to teach us about power and trust.

Since we are only a few miles upriver from Bryson City, we decided that would provide an easy destination to reach in our rubber raft. I left my wife at a convenient launching site, while I followed the river road toward town. I was looking for any obstructions or unsafe areas that might complicate the rafting trip.

Because of the numerous inlets along the river, there are frequent bends in the road. After driving about 2 miles, I chose a suitable landing spot on the north side of the river.

Although I had used this kind of scouting procedure successfully when exploring rivers in Colorado and Michigan, this particular preliminary survey was faulted. Due to the way the river road often shifted direction, I could not see a large island partially hidden by forest along the river bank. When I had driven past the small forest, I mistook the island for the shore of the river. The island, in fact, had kept me from seeing a vital section of the Tuckasee.

Returning to where LaVerne

waited, we launched our small, two-person craft and were soon out of the inlet and into the main body of the river. Although I could feel that the current was much wider and decidedly stronger than I had anticipated, I shrugged it off. Perhaps there had been a large release of water at the Fontana Dam.

As we were whisked along at an even-faster clip, frequently causing us to maneuver the raft drastically to avoid protruding rocks, my wife gasped, "Is that a waterfall?"

"It can't be," I said, shouting to be heard above the roar of the turbulent water. But it quickly became evident that she was right. The current was carrying us directly toward a waterfall!




# HIGH ADVENTURE

FALL 1996

A Royal Rangers Magazine For Leaders

LEADER



Ken Hunt  
National Commander

## Harvest Task Force

2

## One Person Making a

## Big Difference

3

## News

4

## Outpost Planning Guide

6

## Crafts of Days Gone By

11

## Public School Assemblies

12

## Devotional for Boys

14

## One-on-One

There is a great need to sound a clear call today, as was noted long ago in 1 Corinthians 14:8, NIV: "If the trumpet does not sound a clear call, who will get ready for battle?"

When we are in one mind with one objective, the enemy will be defeated. And as we accomplish what God has called us to do, He will crumble the strongholds of the enemy. Young boys will be redeemed by the blood of Christ.

There are two points I want to clearly impress on your mind: First, there is a sound today calling forth warriors. Second, there is a call for God's presence in America once again.

This nation is in spiritual bondage. She has turned away from God, and she is in sin. God is calling for holiness, and His people must be the messengers.

In his book *Right from Wrong*, Josh McDowell reported the following statistics. The information was compiled based on a survey with 3,700 youth from 13 evangelical denominations—youth who attend evangelical churches.

- 66 percent had lied to an adult or their parents.
- 59 percent had lied to their peers.
- 45 percent had watched MTV at least once a week.
- 36 percent had cheated on an exam.
- 23 percent had smoked or used a tobacco product.
- 20 percent had tried to physically harm someone.
- 12 percent had gotten drunk.
- 8 percent had used illegal drugs.
- 50 percent said they were stressed out.
- Over 50 percent said they are confused.
- 74 percent said they were searching for answers.

This data showed that good kids from Christian homes are succumbing to the pressures of this society. If God does not come back soon, what will be left to save? We are witness to a decadent society, and our children are being held hostage by the enemy. How well we know that Satan wants to destroy our kids. But listen to the rest of the report:

- 65 percent of the above youth surveyed said they read the Bible every day.
- And 84 percent of them said they attend church-related activities.

Remember, these are our church kids!

I do not know what these facts say to you. But they are alarming to me. These statistics are more than mere numbers; they are reality. It is time we sound a clear call.

My generation has failed to transfer its Christian values to the children. Instead young people are accepting the garbage that is heaped upon them through television and education. Who is responsible? We are—the church. Young people are reacting to not having walked with God. And it is our responsibility to see that our kids hear the clear call.

You see, friend, our children are hurting and experiencing things you and I do not even understand. And what is frightening is the fact that our children today have never witnessed a mighty outpouring of God's Spirit. We are but one generation away from losing our kids for the Kingdom. Unless there is a transference of a spiritual awakening in our hearts, an entire generation of young people will be spiritually lost. But it is not too late! It is time for us to rally to the call of the Spirit and to defeat the foe. It is time for laymen and pastors to unite together with the armor of God. Let us go into the inner cities. Let us go into the highways and byways. And let us take this country for Jesus Christ. Amen!

The trumpet has sounded a clear call. Will you answer God's call? Will you join the battle?



Dear Commander:

Greetings in Christ Jesus from the Harvest Task Force Committee. This correspondence is to challenge you, the outpost leader, to pray. You are well aware that prayer tears down Satan's strongholds and also builds up the body of Christ. We as Royal Rangers leaders must pray like never before for our families, for our young men and boys, for our Royal Rangers ministry, and for our churches. We must pray and fast for our leadership and for the total Royal Rangers ministry. If we are to see our boys and ourselves move in the power of the Holy Spirit and to see others come to a saving knowledge of Jesus Christ, we must make time to fervently pray.

Satan is throwing everything he can at our boys to turn them from Christ. There are so many things that this generation of youth can turn to for temporal satisfaction in their search for acceptance and love.

We must pray for the children, that doors

may be opened so we might reach them for Jesus.

The first Saturday of each month has been set aside for a day of fasting and to pray at least 1 hour for the Royal Rangers ministry, for the Royal Rangers Harvest Task Force efforts, and for the Decade of Harvest. Let's unite together in prayer. . . as never before.

*Together for Christ,  
National Harvest Task Force Committee*

*Below are a few ideas to assist you in creating a prayer lifestyle.*

1. Make a prayer journal. Write in it goals and prayer needs. Enter the date of a prayer need then the date that need was met. This way you will be focused on specific needs you will not forget.

2. Set a time during the day to pray. Schedule it in, preferably the same time every day. Pick a time when you will not be interrupted while talking to God. It is usually great to start the day off talking with God. It will set the tone of the day.

Here are tips on how to pray daily for 1 hour following the Lord's Prayer—Matthew 6:9-13:

**Worship.** "Our Father which art in heaven, Hallowed be Thy name" (Matthew 6:9). Jesus begins this prayer with praise

and worship to the name of His Father. We should also begin our prayer time with praise and worship. This will assist you in putting your total focus on God alone. Worship is a primary element of prayer that develops intimacy with God. Spend a minimum of 10 minutes worshipping God.

**Intercession.** "Thy kingdom come. Thy will be done" (Matthew 6:10). Intercession is simply praying for others. Praying for the kingdom of God is for souls to come to know Christ. It is also for praying for those who already know Christ. This area should be spent praying for your family first then for others, like those in your outpost and church. Intercessory prayer should take up the bulk of your prayer time—around 30 minutes.

**Petition.** "Give us this day our daily bread" (Matthew 6:11).

Petition is praying for yourself. This is where you bring your needs before God. Spend a minimum of 5 minutes in this area.

**Confession.** "And forgive us our debts, as we also have forgiven our debtors" (Matthew 6:12). "Forgive us." Those words are some of the most important words we will ever say. They need to be included in each prayer time. Every day we must ask God to search our hearts. Spend at least 5 minutes in confession.

**Praise.** "For Thine is the kingdom, and the power, and the glory, forever. Amen" (Matthew 6:13). Jesus begins His prayer worshipping God, and He ends it praising God. You should spend at least 10 minutes in this step.

**The Lord's Prayer** is designed to develop balance in your prayer life. All of the essential areas are covered in it. The areas above are just the basics. For as your prayer life becomes a lifestyle, you will see the impact of your prayers, and you will see the changes in your own life. Prayer has the power to tear down strongholds, speculations, pride, and rebelliousness. If we are to be true men of God, led by God's Holy Spirit, we must be on our knees before Him. We must all bind together as Royal Rangers leaders, seeking God in one accord if we are to make a real impact in the world around us.

As we all join in prayer, outposts across the nation will, in unison, bind the forces of darkness and loose God's power to do a great work. Think of the impact of thousands of men and boys praying for the harvest! So join us in prayer as we see Royal Rangers reach the uttermost parts of the world—reaching, teaching, and keeping boys for our Lord Jesus Christ. Praise the Lord!

*Excerpts on prayer were taken from Ron Auch's book, Prayer Can Save Your Marriage.*





## Royal Rangers Decade of Harvest Goals

- °A 50 percent growth in membership
- °To win 200,000 boys to the Lord
- °Enroll an additional 20,000 leaders
- °A 25 percent increase in Assemblies of God churches with Royal Rangers outposts
- °A 100 percent increase in training camps for leaders
- °Develop training programs for our older boys
- °Emphasize evangelism in the *High Adventure/Leader*
- °Encourage districts to set district goals for Royal Rangers

## 1996 Harvest Task Force Objectives

- °Encourage each district to appoint a Harvest Task Force coordinator, so that evangelism goals can be established by districts and so that objectives can clearly be stated and worked toward.
- °Conduct a yearly Prayer Task Force sponsored by the national office.
- °Conduct an AIM/Rangers Task Force trip, coordinated between the AIM office and Royal Rangers office with later consideration of holding annual trips thereafter.
- °Promote Turning Point training in regions, in districts, and in local churches across America.
- °Promote the National Urban Leadership Conference in regions and districts—goal of conducting NULC's nationwide.
- °Promote section, district, and region training on the *Urban Commanders Training Guide*.
- °Strengthen our approach to sponsoring local urban outposts.
- °Promote the Urban Leaders Training Course Program—the joint Royal Rangers and Teen Challenge program for Teen Challenge graduate students.
- °Develop relationships with urban pastors and missionaries and to work toward a common goal with them: establishing and strengthening their Royal Rangers programs in urban settings.
- °Promote Outreach Ministry efforts in urban, suburban, and rural areas.
- °Help leaders understand that urban conditions are not limited to geographical location and that the need for urban evangelism exists in rural areas, towns, and metropolitan areas alike.

## 1996 Decade of Harvest

September	October	November
S M T W T F S	S M T W T F S	S M T W T F S
1 2 3 4 5 6 7	1 2 3 4 5	1 2
8 9 10 11 12 13 14	6 7 8 9 10 11 12	3 4 5 6 7 8 9
15 16 17 18 19 20 21	13 14 15 16 17 18 19	10 11 12 13 14 15 16
22 23 24 25 26 27 28	20 21 22 23 24 25 26	17 18 19 20 21 22 23
29 30	27 28 29 30 31	24 25 26 27 28 29 30

## One Person Making A Big Difference

Reprint Courtesy of Sprint Magazine



Jose Gomez and Family

If Jose Gomez's activities give people the impression that he is a one-man community relations team, it's not a mistaken notion.

The Sprint Cellular senior accountant, who was recently presented the Paul H. Henson Award as Sprint's top employee, has been working for years in a variety of capacities with inner-city youth in Chicago.

"Community involvement is very important to me, especially within the inner city," Gomez said. "There is so much that needs to be done because of the homeless rate, the increasing drug activities in the community and the popularity of gangs."

At an early age, Gomez and his brother were members of the Royal Rangers, an inner-city Hispanic boys program. Then, in 1979, Gomez's cousin was killed in a gang-related incident.

"I knew then that I wanted to do something to help other kids stay out of trouble," Gomez said.

After his cousin's death, Gomez became a leader in Royal Rangers. He is now a commander. "I chose to help in organizations like Royal Rangers because teenagers are at such a vulnerable stage, and it's very important to provide them with a positive environment so they can stay away from the negative influences they are presented with in their neighborhoods." Gomez has even been known to take troubled youths into his home, which he shares with his wife Maria and their children Anthony and Vanessa.

Gomez has involved his children in as many activities as possible. "I involve my kids because



## NATIONAL COUNCIL SOUNDS "CLEAR CALL"

I don't want them to suffer from the lack of love and attention I see other kids suffering from."

He uses his vacation time to take Rangers on camping trips and other outings four times a year. He also works with adolescent boys and girls individually, counseling them to avoid drugs and gangs and stay in school.

Every week Gomez and a group of teens from the Rangers participate in sports activities and outings during the summer months.

Gomez continued, "Volunteering has kept me very busy, but it is very satisfying and gratifying when I know I have made a positive influence in someone's life. It's so sad sometimes, because some of the kids have just been written off, even by their parents. When I work with the kids, I tell them I never want to hear the words, 'I can't,' so they know they can do anything as long as they put their minds to it."

Gomez credits his wife for keeping him going when he is discouraged. "My wife is my driving force," he said. "Maria's my best friend. She gets me motivated when I get discouraged. I don't know what I would do without her support."

Gomez admits he does get discouraged. "Many times I have felt like giving up, but when I hear the words 'thank you' and see a teenager doing something good with his life, it makes up for all the disappointments I've experienced. I know I can't reach every teen, but knowing that one person is benefiting from my efforts is enough."

Gomez said he is humbled by the entire Henson Award experience. He said he prayed and thanked God for the recognition. However, he said he would like the attention he's received to be "focused on the youth who need our help."

He said he has seen a big change in the attitude of young people. "It has become a lot worse. They don't care, and it has become harder to earn their respect. They need us more than ever, but their attitude makes it a lot harder to help them."

It was light on "business," but the 1996 National Royal Rangers Council in Springfield, Mo., sounded a clear call to evangelism. The tempo of the March 21-23 National Council meetings was set during the Silver Eagle Banquet, the first council event.

Guest speaker Rev. James K. Bridges, general treasurer, challenged the councilmen from the Scripture passage on which the council theme "Sounding a Clear Call" was based: 1 Corinthians 14:8, NIV. The message and the entire council thrust thereafter was to sound clearly the call to battle over the souls of boys.

That evening the largest attendance ever gathered at the Silver Eagle Banquet. In all 396 national councilmen, their wives, and guests attended. The banquet concluded after 45 district commanders were awarded the Silver Eagle Medal for their outstanding service to the Royal Rangers ministry in 1995.

During the banquet, district commanders and local outposts were awarded the 1995 Award of Excellence. The Ohio District was awarded first place for the greatest number of churches with Royal Rangers. Southern Idaho was awarded second place, and the Tennessee District won third place.

For the 1995 Award of Excellence to churches with the largest chartered outposts, First Assembly (Outpost 21) in Grand Rapids, Mich., was awarded first place. First Assembly (Outpost 24) in Phoenix, Ariz., was awarded second place, and First Assembly (Outpost 82) in Shreveport, La., was awarded third place.

With 242 councilmen and 75 councilmen wives attending, the agenda was packed with council business, regional and special break-aways, plus special activities for the ladies. During the council business that followed, reports and challenges

clearly indicated the Rangers ministry is pronouncing the Great Commission.

Several reports were presented to the council floor on the Royal Rangers Harvest Task Force efforts penetrating both home and foreign mission fields.

The new National Urban Leadership Conference format was introduced as district and regional commanders were encouraged to conduct NULC's throughout the nation. The NULC is designed to train commanders on urban ministry and to heighten their awareness of urban evangelism.

The report was preceded with the viewing of the new video *Harvest Task Force: Reaching Urban America*. The video, produced by and available through the national Royal Rangers Office, highlights the



Rev. James K. Bridges, General Treasurer

NULC and presents the current urban ministry tools.

Councilmen were also challenged toward missions through the Frontiersmen Camping Fellowship Pathfinder reports. FCF Pathfinders conduct church construction trips to foreign fields where other MAPS teams cannot travel due to harsh environmental conditions. Three trips were reported on, illustrating the great need and to encourage FCF chapters to conduct Pathfinder trips. At the time of writing, three national teams and six district teams had participated in Pathfinder missions trips.

The Harvest Task Force reports also focused on recent Royal Rangers Turning Point Seminars, Teen



Challenge/Royal Rangers joint training ventures, and a Harvest Task Force trip to Providence, Rhode Island.

At the 1995 National Council, Latin American Missionary Doug Marsh had challenged the councilmen to contribute to the development of a national training center, which will be called Camp Summit, in Costa Rica. Marsh reported that \$72,460 was pledged last year and that he raised \$7,500 at this National Council. Marsh now has about \$50,000 of the needed \$75,000 to purchase property for a training center.

Funds were also raised by the councilmen's wives during a ladies' auction. The auction generated \$537, which the wives contributed to Camp Eagle Rock, the national campgrounds.

One of the first orders of business during council was the election of officers. Mark Gentry, who served the past 2 years as secretary, was elected council president. James Barger, who had served the past 2 years as president but was unable to succeed himself, was nominated vice president. Freddie Espinoza, district commander for Pacific Latin, was nominated secretary.

Between these reports, resolutions were brought to the council floor on the following items, which passed:

—An individual must be age 18 or older to earn the Leader's Medal of Achievement. The LMA is awarded to persons who have successfully completed the Leadership Training Course.

—The National Royal Rangers Council Constitution & By-laws was amended to allow the council president, vice president, and secretary to hold office two consecutive terms.

—A Gold Medal of Achievement Association will be formed.

—The council body voted unanimously to raise chartering fees by \$1 per person. Before the vote was taken, councilmen learned that the national office is endeavoring to become self-sup-

porting by the fiscal budget year of 1998. Doing so will strengthen the overall ministry.

In his closing remarks during council business, National Commander Ken Hunt challenged the members stating, "There's a need to sound a clear call. When we are in one mind with one objective, the enemy will be defeated. And as we accomplish what God has called us to do, He will crumble the strongholds of the enemy. Young boys will be redeemed by the blood of Christ!"

The final event of National Council activities was held March 23 at the Assemblies of God Headquarters. There 250 councilmen and their wives gathered for the Light-for-the-Lost Junior Councilmen Banquet. The banquet was colorfully decorated with a "hillbilly" theme.

A team of LFTL members from the Southern Missouri District cooked the mouthwatering ribs, and Royal Rangers boys and leaders from James River Assembly, Outpost 285, served the meal. (Rangers can attend or serve at a LFTL banquet to meet a portion of the requirements to become LFTL Junior Councilmen. Leaders can now earn a special LFTL councilmen pin with one sapphire stone for enrolling five or more Rangers a year in the Junior Councilmen program.)

That evening speaker David

\$109,660 this year to help purchase *Edward Elephant Says ...* evangelism comic books—the overseas Junior Councilmen project. Another \$7,300 was pledged by individuals.

During the 1995 National Council, pledges totaling \$90,000 were committed to the *Edward the Elephant Says ...* project. As of January 31, \$35,989 has been contributed—at \$0.10 each this will purchase 360,000 copies! Our ultimate goal is to raise sufficient funds to purchase 2,000,000 copies of this evangelistic tool.

"This project is led of the Holy Spirit," says National Commander Ken Hunt. "God has called us to see the world as it really is ... to make a difference. The Lord told us pointedly we must be moved with compassion, and we should act accordingly. It is a huge challenge. God bids us over and over: Give to missions! This is the Great Commission being fulfilled!"

## Latin America International Camporama

The first ever Latin America International Camporama gathered 231 campers from 5 Latin American nations in January. The countries represented were Guatemala, Costa Rica, Panama, Dominican Republic, and Ecuador. A Royal Rangers Prayer Task Force team of 10 men represented the United States. The PTF team's mission was to fast and pray during the Camporama.

One by one a representative from each of the Latin American nations gathered with the PTF team to pray for the spiritual needs of that nation. During the Camporama and a preceding service, God moved in a mighty way. Here are the results:

- 17 received salvation
- 87 rededicated their lives
- 22 were filled with the Holy Spirit
- 14 received healing
- 36 were called to full-time ministry.



Latin American Camporama

Wharton, national field representative, brought a missions challenge to evangelize the world through LFTL gospel literature. During goal setting the councilmen pledged to raise





# Your Outpost Planning Guide



by John Eller,  
national  
dispatcher

## Straight Arrows/Buckaroos

**Overall Approach:** *The theme this quarter is, "The way it used to be." Boys sometimes ask how it was in the old days. This is your opportunity to reach into the past and portray life 50 to 100 years ago and more. Research and knowledge of American and world history could be helpful. "Check your local library" is not a cliché; it is a real adventure and resource to you as a leader. While no one can know everything and have all the answers, part of the excitement of preparation is to anticipate what your boys will find interesting.*

## September

**1st Week—Looking Back:** Have you ever wondered what life must have been like for your grandparents? Have you ever asked them about it? Some grandparents today can remember WWII, the first atomic bomb, and the Korean War. Others can remember the Salk vaccine for polio, Roger Bannister breaking the 4-minute mile, or when the Pittsburgh Pirates won the 1960 World Series. There are other things they can remember. Lead in a discussion of what your boys have learned from grandparents and other relatives about the past. Ask a leader to relate an interesting encounter relating to some historic event such as the assassination of President John F. Kennedy or the landing of man on the moon. Why is looking back important? What do we learn from days gone by? Would you like to have been there yourself for some important event?

**2nd Week—Words We Use:** Tell your boys English is a growing language. Many new words and phrases have been added to our language since 1900. Others are coming into existence at this very moment.

Write the following words on a chalk- or dry-erase board with the year each came into usage:

- 1.) basic training ('43),
- 2.) BLT ('52),
- 3.) blue-collar ('46),
- 4.) coffee break ('51),

- 5.) environmentalist ('16),
- 6.) good ole boy ('67),
- 7.) groovy ('37),
- 8.) open-heart ('60).

Discuss how some of these expressions might have come into usage at the time. Tell your boys that when we need a new word, we just "invent" it. What words do you think need to be invented? Do we have foreign words in our language? Why do you suppose we need so many words? Review the terms listed and ask if they know what each one means.

**3rd Week—More Words:** Use the following list for discussion:

- 1.) particleboard ('57),
- 2.) payload ('22),
- 3.) smog ('66),
- 4.) teammate ('15),
- 5.) teenybopper ('66),
- 6.) white-collar ('20),
- 7.) yucky ('70),
- 8.) zipper ('26).

Select a few words at random from a dictionary and ask the boys their meaning. Do words sometimes have more than one meaning? Are some words spelled the same but pronounced differently? Why do we need words at all? How could we communicate without words? Do pictures tell stories? What about sign language? Do the deaf use words? Discuss favorite words from the Bible.

**4th Week—History:** Discuss why history is important. "We must know where we have been to know where we are going." The U. S. Constitution was approved by the Continental Congress on September 17, 1787. George Washington was unanimously chosen our first president and began serving in 1789. Point out that 41 different men have served from Washington to Clinton. Also mention that 45 different men have served as vice-president. William Henry Harrison served as president for 1 month in 1841. Franklin D. Roosevelt served 12 years from 1933-45. Two vice-presidents served under two different presidents: George Clinton (Jefferson & Madison), and John C. Calhoun (John Quincy Adams and Andrew Jackson). Is the vice-president important? What do you think Vice-President Al Gore, Jr., would like to say to boys your age? One president



is counted for the 22nd and 24th. Grover Cleveland served nonconsecutive terms.

## October

**1st Week—History:** History contains the good and the bad. Why do you suppose this is true? The U. S. has fought in many wars: the Revolutionary War, the War of 1812, the Mexican War, the Civil War, the Spanish-American War, WWI, WWII, the Korean War, the Vietnam War, and Desert Storm. Why do men fight wars, and why is this important to our history? Has America always won its wars? What is a memorial? Why do we honor soldiers killed in the line of duty? Mention some of the medals soldiers receive: the Purple Heart, the Distinguished Flying Cross, the Congressional Medal of Honor, etc. Are these awards important? How do you fit into American history? Who is your favorite hero? Does the Bible have a list of heroes? Which are your favorites? List a few on the chalk board; discuss Noah, Moses, Samson, David, Jesus, Paul, etc. Were all the heroes of the Bible good men? Discuss outstanding women in the Bible. Were there children heroes in the Bible?

**2nd Week—Early American Crafts:** Make a list of some things people used to make for themselves: soap, candles, baskets, pottery, glassware, rugs, clothing, shoes, etc. Why do you suppose people made these items themselves? Did they not have stores in those days? Discuss obtaining raw materials. Where did they obtain supplies for soap or candles? Did these crafts take lots of time? If you are located near a craft village such as Silver Dollar City, Williamsburg, or Lincoln's New Salem, plan a trip for your group to observe these crafts in action.

**3rd Week—Blacksmith:** Many people in the early days of America were farmers and therefore depended greatly upon the local blacksmith for their tools. The blacksmith used a forge to heat metal and make plows and other farm equipment. He also fashioned and put shoes on horses. His craft also included rims for buggy wheels and other items needed for the horse-drawn carriages. He repaired wagons and other necessary implements. What do the few existing blacksmiths make today? What has taken the place of the blacksmith?

**4th Week—U. S. Mail:** Before George Washington became presi-




dent, there was no centralized mail service. The early days were difficult, but things got moving. In 1860 the Pony Express route was established to deliver mail between St. Joseph, Missouri, and Sacramento, California. This was halted in 1861 when the transcontinental telegraph was completed. Today mail is moved by automobile, truck, train, and air. Electronic or E-mail is becoming more popular, succeeding the overnight express mailers and fax machines. Using the Pony Express as an example, show how it took 10 days for a letter to travel from St. Joseph, Missouri, to Sacramento, California. Suppose the weather was bad? What happened if hostile Indians attacked the riders? Did the Pony Express ever lose a mail bag? (Yes, only once.) How is mail delivery different today? Would you have wanted to be a rider in those days? Can you ride a horse? How much would you expect to be paid? Why did they have relay stations along the trail?

**5th Week-Travel:** Walking is man's earliest form of transportation. We read in the Bible about horses, mules, donkeys, and camels. How were these used? There were wagons being used during the days of Jacob or Israel. Chariots were in use at the time of the Exodus. This means the wheel was among the earliest inventions of man. The early explorers of this country walked the trails, rode horses, used oxen to pull wagons, and utilized canoes, rafts, and boats on the waterways. The 20th century brought the introduction of the automobile and airplane. Rockets and space capsules would follow. There have been more advancements in the field of science during the past 50 years than during the entire history of man prior to that. Why do you suppose so many new inventions have emerged in our time? (The Bible says knowledge shall be increased in the last days.) If you could speak to someone who never saw a car or plane, how would you explain it to him? What questions might he ask?

## November

**1st Week-Sports:** When did we begin to call a person loyal to sports a "fan"? Fan is short for fanatic, and first appeared in print in 1896. It was used in reference to boxing enthusiasts. Make a list of popular sports on a chalk- or dry-erase board: basketball, baseball, football, hockey, tennis, golf, soccer, volleyball, etc.

Ask if they are fans of any of these. Discuss what a fan does. Do you attend the games? Do you watch them on TV? Do you watch the



news or read the newspapers about your favorite team? Do you collect cards? Do you like the play-offs? What about the Super Bowl or the World Series? Why is winning so important? Does your team ever lose? If they lose, do you still support them? How do you tell when a favorite player is traded to another team? Do you think players are paid enough? Why do most players want more money? Bring a few sports magazines for display and discussion.

**2nd Week-Golf:** Bring a golf bag with a few clubs. Explain the difference between woods and irons. Demonstrate the use of wedge and putter. Discuss the construction of a golf ball and why it can travel so far. Give each boy a tee as a keepsake. What is par? What is a bogey? Why does a birdie mean "one under par" and an eagle mean "two under par"? Birdie is an American slang-word. The Atlantic City Country Club coined this use of birdie in 1921. It is presumed that an eagle is so-called because it is a "big bird." Why is the swing important to golf? Explain slice and hook. Explain that the tilt of the clubhead and the length of the shaft influence distance. Why do golfers yell "Fore!"? How many holes are on a regular golf course? Discuss sand traps and water hazards. Golf is one of the few games where you keep your own score. Should you be honest in counting your strokes? What is a chip shot?

**3rd Week-Tennis:** Bring a few tennis balls and a racket to the meeting. Have someone demonstrate some of the strokes in tennis. Why is tennis such a good game for physical exercise? Discuss tournaments. Why do we say that someone's ranking is his "seed"? Answer: In most tournaments, top players are placed in early rounds so they don't face each other. Seeding refers to the metaphor that the top players, like the seeds of a crop about to be plant-

ed, are scattered throughout the different playing brackets of a tournament. If possible take your boys to a tennis court and let them see a game.

If not, take them outside and allow them to hit the ball with the racket. When you return ask a few questions. Why does a tennis ball bounce so high? Why do you use a racket instead of a bat? Why is the net important to the game? What does it mean when a player jumps over the net at the end of a game? What are "sets"? Do you think tennis is a good game for boys?

### 4th Week-"Hillbillies":

Why are people from the backwoods called "hillbillies"? This term was first used in 1904 to describe rustic hill dwellers in the South. "Billy" had long meant "fellow" or "guy" in America, so hillbilly really just means "hill fellow." Discuss some of the culture and folklore of hillbillies. Are their customs different from ours? Did they really have monetary "funds" years ago? How many of them lived in log cabins and sat around potbellied stoves? What about their music? Mountain or bluegrass music is very popular in some parts of our country. How is country-and-western music influenced by this? Does some gospel music draw some of its down-to-earth qualities from this source? Do you think music should have a message? What do you think about guitars, fiddles, banjos, and bass fiddles or guitars? Can we worship the Lord with instruments such as these? Why is the guitar so popular in music today? Is a song bad because it is fast or sacred because it is slow?

## Pioneers, Trailblazers, Air-Sea-Trail Rangers

*Overall Approach: Your Rangers are well aware that American life today is different from yesterday. The planning this quarter should help them to understand just how far we have come in such a short time. Use your imagination to expand and enlarge upon the ideas given here.*

## September

**1st Week-Labor Day:** The man credited with the idea to honor working people is Peter J. McGuire. He organized a celebration led by the Knights of Labor and sponsored by the Central Labor Union in New York City on September 5, 1882. The idea began to spread, and in 1894 President Grover Cleveland



signed Labor Day into law. It is celebrated each year on the first Monday in September. Why did it seem important to recognize the working men and women of this country? One reason is because America is an industrial nation. Alexander Hamilton, the first secretary of the Treasury, foresaw this and organized the economy to be led by industry rather than by farming. Blue-collar workers have multiplied, and it is the work of their hands that has made America the industrial leader of the world. Working with our hands is blessed of the Lord, and it is both fitting and proper that we recognize those who labor.

## 2nd Week-Motion

**Pictures:** The first "talking" film was released in 1927. Today we take films and videos for granted. What would it have been like before movies? Why are some films "good" and others "bad"? Discuss the effect movies have on society with regard to murder, violence, and other crimes. Can movies be used as a positive influence? Discuss some current Christian films and what you would anticipate audience reaction to be. Mention how movies require your senses of both hearing and seeing, and thereby capture your attention more than radio or audio recordings. How can motion pictures be used to evangelize America? Can movies be used to enhance missionary work overseas? Discuss the value of motion pictures in Bible schools, colleges, and seminaries. Do you think training by video is more or less effective than in-person instruction?

**3rd Week-Alaska:** Our largest state has not always belonged to us. Alaska was purchased from Russia and officially became a part of the U.S. in October 1867. List some of the natural resources for which Alaska is most famous: oil, gold, timber, fish, wild game, etc. Alaska became our 50th state in 1959, when Dwight D. Eisenhower was president. Was the purchase of Alaska a wise investment by America? Why did many people oppose it? If you could tour Alaska, what would you like most to see? Why is Alaska strategic in the defense of our country? Obtain a map of our 50th state and discuss the geography. Where is the Arctic Circle in relation to Alaska? What is the best way to travel in Alaska, dogsled or air? Some well-known fiction has been

written about this land by Jack London. Check out *Call of the Wild* and *White Fang* for review.

**4th Week-Conservation:** When this country was first discovered, natural resources abounded everywhere, so much so that man often became wasteful. Great buffalo herds were killed for sport and great trees were cut with no thought of replacement. Just after the start of

the 20th century, President Theodore Roosevelt played an important role in expanding U. S. forest lands, setting aside waterpower sites, encouraging conservation on the state level, and encouraging the expansion of the national park system. Lead a discussion about the national parks in your state or region. What famous features are found in those parks? What national

parks have your leaders and boys visited? Use a chalk- or dry-erase board to list some of the advantages of conservation. Ask prompting questions about soil quality, erosion, water sheds, flood control, and forest restoration. Encourage discussion about pollution, recycling, protection. Do you think it is good for the federal government to control lands? Why do some states resent government interference? What is your state doing to conserve its natural resources? Why is the environment important? What do you think about hazardous waste dumps? Discuss the pros and cons of landfills. Is there a better way to dispose of garbage? Does your area allow burning of waste materials? Which streams and rivers in your area have been affected by industrial pollution? What is being done to clean up and maintain the area?

## October

**1st Week-Ocean Travel:** Robert Fulton was born November 14, 1765, and is credited with building the first successful steamboat. Discuss the fuel that powered steamboats at that time. Water made the steam, and burning wood heated the water. Ships powered by steam were once used to transport travelers across the ocean. Why are passenger ships now used mainly for pleasure travel? (Because air travel is quicker and cheaper.) Ask your boys to imagine what a difference the steamboat made. It replaced oars and sails. The work onboard ship would not be as demanding. Travel was gener-

ally faster. Ask a leader or older boy to "sell" the steamboat concept to a shipping magnate who was accustomed to oars and sails. Allow the others to assist and evaluate. Now have someone sell a modern ship to someone who only knows about steamboats. Using a globe, discuss the various oceans and seas around the world, their accessibility, and the degree of navigational difficulty. Suppose Columbus could have seen a globe like this. What would Marco Polo have thought about the modern-day map of the world? Imagine Magellan equipped with radar and sonar. How different would Columbus' voyage have been with the knowledge we have today?

**2nd Week-Bicycles:** Cycling is a very popular sport in America, third behind 1.) basketball, and 2.) swimming for people the age of your boys. The first bicycles reached the U. S. from England in 1819. "Bi" means two. Cycle refers to a circle, or in this case, a wheel. Which could most 16-year-old boys have hoped to obtain 100 years ago—a car or a bicycle? If you had 2 miles to go to get somewhere, how many reasons can you think of which would make it better to ride a bike rather than drive a car? Check an encyclopedia for biking rules for information and discussion. Why are helmets important? Secure a couple of cycling magazines for display. Discuss construction, durability, and initial cost. What about bicycle maintenance? Plan a bike hike for your boys, complete with trail log, route, and interesting stops along the way. Talk to your senior commander about a bike-a-thon to raise funds for the Light-for-the-Lost Junior Councilmen program. What are some other ways a bicycle can be used to spread the gospel? Discuss their use among missionaries and national workers in foreign mission fields. Would you ride a bicycle over rough terrain to tell someone about Christ? Could a bike be used to witness to your friends?

**3rd Week-Old Time Revivals:** Check your resources for a lively discussion about the great revivals of the 20th century. Possible sources are *Pentecostal Evangel* magazine, *Heritage* magazine, older ministers in your congregation, your pastor, senior saints, newspaper accounts, or testimonials from those who were present. Begin by telling your boys that the present-day outpouring of the Holy Spirit began on January 1, 1901, at a Bible school in Topeka, Kansas. From there the fire spread to Azusa Street in Los Angeles, as





well as other areas. One of the fellowships formed from this early revival was The General Council of the Assemblies of God. The first delegates met at Hot Springs, Arkansas, in 1914. Other Pentecostal groups also were formed, and today the Pentecostal message has gone around the world. Pentecostal churches are a major part of Protestantism. Discuss some of the people God has used to bring the message forth. Mention Smith Wigglesworth, Dr. Charles Price, and P. C. Nelson. Broaden your discussion to include Billy Sunday, Billy Graham, and Oral Roberts. Share testimonies from the ministry of Kathryn Kuhlman, Marilyn Hickey, and Rev. C. M. Ward. Is God still moving today? What about revival reports from your own area during the past 25 years? Are miracles and healings taking place today? What about the effect of television on the spreading of the gospel? Discuss some of the great leaders of our Fellowship from the past: Ernest S. Williams, Ralph Riggs, Thomas F. Zimmermann, and G. Raymond Carlson. Show how God is blessing our work across the nation and around the world.

**4th Week—Your Church:** Invite the pastor or an older member to speak to the group about the history of your local church. How many pastors have served your congregation? Has the church worshiped at more than one location? How was the church first organized? Are any charter members living? Discuss important events that have occurred in your church. The list should include outstanding revivals and services, important decisions which led to growth and outreach, and significant events regarding property and buildings.

Discuss the various departments of your church and what they are doing to disciple your people. What is the influence of the Sunday school, WM's, Men's Ministries, and Youth departments? What role does music play in your church? Can you imagine a church without singing? What are some of the outstanding features of your worship services? What about the other churches in your community? How many denominations/ fellowships are represented? Are most of the churches in your area larger or smaller than yours?

Why do you suppose some churches are more popular in certain regions?

Discuss area-wide revival efforts and community worship services at Easter, Thanksgiving, etc. What are some things most churches have in common? What are some basic beliefs we share with Baptists, Methodists, or Presbyterians?

**5th Week—Architecture:** Use a reference book from the library to gather information about Frank Lloyd Wright. He was one of America's most famous architects. Why do architects often place fewer windows on the north side of U. S. houses? (Because the north side receives no direct sun, so northern windows provide little light.) Why should solar collectors in the U. S. face south? (Because the sun passes to our south daily.) How else might the sun have affected the way houses have been built? Do a survey of the homes in your town or area.

Many places in America have homes that are 100 years old or more. What kind of construction and maintenance have helped these structures to survive? Are there any Victorian homes in your vicinity where tours are conducted? Many of the old mansions offer interesting field trips for your outpost. One of America's most famous mansions is the Biltmore House in Asheville, North Carolina. Other great homes are Jefferson's Monticello and Washington's Mount Vernon.

## November

**1st Week—The Mighty Mayflower:** This ship set sail from England on September 6, 1620. The *Mayflower* was mighty small. It measured about 106 feet long and 26 feet at its widest part. On board were 102 passengers, 32 of which were children, a captain, and a crew of about 26 men. Two people died on the way, and a baby boy was born. He was named Oceanus. Two

flags were used to represent England at that time: St. George's Cross and the Union Jack. It was a mighty long voyage. A trip that should have taken 30 days lasted 66 days.

Because the *Mayflower* carried the Pilgrims, it became one of our country's most famous ships. There were considerable risks involved. In case

something happened, ships at that time usually sailed in pairs or groups. (Columbus sailed with three to the New World in 1492: the *Santa Maria*, *Niña*, and *Pinta*.) But the *Mayflower* sailed alone, a tiny ship on a big ocean. Of the 102 passengers, about 40 were "Separatists" who wanted to separate from the Church of England. The others were colonists in search of a new life. But we call them all Pilgrims.

Lead in a discussion of these facts and how the Pilgrims were to influence the early days of America. Call attention to their sacrifices. For about half the 66 days at sea, the weather was so bad passengers had to stay below deck. Many were very seasick. They probably did not get to bathe or change clothes. The smell in the crowded conditions below would have been awful. The food was poor at best. They ate hard biscuits; salted beef, pork, fish, and mutton; smoked fish; dried peas; and beans. Bugs were a problem. Even the water became unfit to drink. Would you have been willing to sacrifice in this way?

**2nd Week—The *Mayflower*:** No one had planned for so many people onboard. Some had wanted to sail on a different ship, the *Speedwell*. But that ship leaked. A lot of its passengers were added to those on the *Mayflower*. Onboard were also at least two dogs and probably one cat. There wasn't much room to bring things onboard. The Pilgrims might have brought books, a few clothes, cooking pots, tools, weapons, furniture, and goods to trade with native people. The common seamen's quarters were located in the bow of the ship, with the Pilgrims living between the decks. Supplies and cargo were stored in the ship's hold or bottom. There were no passenger ships at that time. For 12 years, the *Mayflower* had carried cargos of wine. Passengers had to build their own "cabins," or places to sleep. Many slept on the floor. There was very little privacy. Everyone feared a fire aboard the wooden ship. If the sea was calm, passengers cooked food in metal boxes filled with sand. But when there was wind, they did not dare to light a fire. They often ate cold food. One of the sailors' duties was to swab or wash down the deck with a mop. This kept the boards wet so they would not shrink in dry weather. Discuss what life must have been like on the ship.

**3rd Week—Pilgrims:** The Pilgrims were mighty glad to reach land. On November 11, 1620, the *Mayflower* anchored off Cape Cod,






Massachusetts. After exploring the coast, they decided to land at Plymouth Rock on December 16. The waters were shallow, so they went ashore in a small boat called a shallop. Many died that first year. But those who survived until spring received help from friendly Indians to plant their corn (maize). Massasoit and Squanto are famous in American history for their help, as is Pocahontas.

Discuss the saga of Miles Standish, John Alden, and Priscilla Mullens. What would an average day be like at the colony? Do you think the Pilgrims were happy with their new home? Make a list on a chalk- or dry-erase board of the items they had to work with: fishhook, axe, anvil, two-man saw, rope, grinding wheel, shovel, shoes, coif (woman's cap), body armor, armor helmet, tongs, spit, water barrel, kettle, knife, bellows, grain, mortar and pestle, wooden spoons, frying pan. Discuss the value of each.

**4th Week—Thanksgiving:** The Pilgrims had their first Thanksgiving in 1621. They are the first people to celebrate our blessings of plenty. They were mighty thankful to have survived. During the previous winter about

half had died. Their harvest feast included 90 native people. Our present-day Thanksgiving can be traced back to this event. A replica of the ship, called *Mayflower II*, is a living museum. People on board recreate life on the famous crossing. It is tied up at Plymouth Harbor in Massachusetts. (While we don't know a lot about the *Mayflower*, we do know about ships of that time.) *Mayflower II* is a part of Plymouth Plantation. The plantation recreates the life and setting of the Pilgrims' settlement. The plantation is located 2 1/2 miles from the first site near Plymouth, Massachusetts, and is open April through November. This year let's remember the Pilgrims and be thankful for their endurance and sacrifice. (A copy of the *Mayflower Compact* would make an interesting sidebar for reading and discussion by your boys.)



**The New FCF Brochure is Here!**




Order # 729-018 ----- \$10.00 ea.

## Revision Forms from the National Royal Rangers Office

*The following revision forms appear in the **Pioneers** and **Trailblazers** handbooks*

Please note the correction for page 25 of the *Pioneers* Advancement Trail. The Light-for-the-Lost Merit is a requirement for the Bowie Knife Rating as shown below. We apologize for the inconvenience. If you have any questions, call the national office (417) 862-2781.


### BOWIE KNIFE RATING

-  Mental Growth (no changes)
-  Physical Growth (no changes)
-  Spiritual Growth

- a. Read the story of the crucifixion and resurrection of Jesus in Matthew, chapters 27 and 28.
- b. Explain why Jesus had to die.
- c. Explain how we can have eternal life through Jesus Christ.
- d. Memorize and quote Romans 6:23.




Revision:

- e. Earn the Light-for-the-Lost Merit.

-  Social Growth (no changes)

Please note the correction for pages 24, 25 of the *Trailblazers* Advancement Trail. The Light-for-the-Lost Merit is a requirement for the First Class Rating as shown below. We apologize for the inconvenience. If you have any questions, call the national office (417) 862-2781.


### FIRST CLASS RATING

-  Mental Growth (no changes)
-  Physical Growth (no changes)
-  Spiritual Growth

- a. Read the story of the Day of Pentecost in Acts 2.
- b. Explain the meaning of this story.
- c. Explain what happens when a person receives the baptism in the Holy Spirit.
- d. Memorize and quote Acts 1:8.

Revision:

- f. If you have not done so, earn the Light-for-the-Lost Merit.

-  Social Growth (no changes)

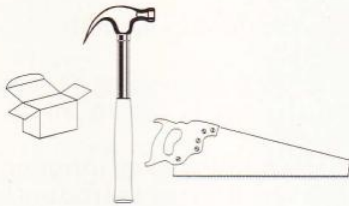


# Crafts of Days Gone By

by David and Ammie Craun

Long gone are the days when most men and ladies used their abilities to make particular items or crafts as the basic means to make a living for their families. So many of the things they did just to get by each day are now considered crafts: soap making, syrup making, candle making, spinning yarn, and weaving that yarn into "homespun" material.

Even building houses from logs, a necessary part of life back in early pioneer days, is now considered an old-fashioned craft. Many of the crafts that were done as an everyday part of life were done by the adults who taught those skills to their children as trades. In this manner a man passed on his craft or skill to the children of the next generation.



In the Bible we read that Joseph taught Jesus the carpentry trade, so Jesus of Nazareth was considered a carpenter and the son of a carpenter. Jesus said that His true Father was from above. The things He heard from the Father He would speak to us, and the things He was doing here on earth were the same things His Heavenly Father was doing. He came to earth to do the will (carry on the craft or trade) of His Father.

Nowadays children may—or may not—carry on the trade or skills of their parents. As Royal Rangers leaders we can fill in that gap by teaching some of those old-time skills and crafts to our Rangers.

When I was a child growing up after World War II, I did not have very many store-bought

toys. There were six of us kids in the family, so we ended up playing with lots of things that we could find out in the woods or from the junk pile. Consequently, we had to be creative with building things to keep us occupied after school and on weekends. Living out in the country provided plenty of fishing and hiking opportunities; however, we did not have lots of kids in the area with whom we could spend time.

## OLD CRAFTS

Some of the things kids did in the early 1950s make real good craft ideas even today. We would gather moss that grew in abundance out in the woods by taking a table knife and slicing under the moss to loosen it from the ground. My mom used to do the same thing when she was a child. She taught us kids how to cut the moss into different shapes and make miniature houses, furniture, and sets. By adding small sticks, leaves, etc., we created an entire living village out of the moss. By using tiny Indians, cowboys, soldiers, etc., we would act out entire dramas in miniature. These moss villages were kept outside and continued to grow in shady areas to provide a play retreat we could go to time and time again.

My brother and I would find a forked stick and make a sling shot out of an old bicycle inner tube and piece of thick leather. We would find the smoothest, roundest rocks available and use old cardboard for a target. Many hours were spent hurling those rocks from our homemade sling-shots.

## PUPPETS

Some crafts of days gone by can be done by Royal Rangers in outpost meetings as a way to challenge the creative abilities of

the Rangers, and also as a means of passing on skills that were used by previous generations.

One craft that has been done for many generations is the stick puppet. Children would take whatever material they could find—leather, cloth, paper, leaves, etc.—and make the head or full body of an animal or doll. They would attach these puppets to sticks that could be held up by the child kneeling behind a puppet stage and act out stories using the puppets they had made. They are easier to make than our modern puppets that require placing the hand and arm inside the puppet. However, these simple stick puppets can have the same effect as high-priced puppets used today. By making the puppets themselves, the children identified with the puppets even more than with those bought from a store.

## KEY CHAINS

Another simple craft that was popular in days gone by was making key chains and other items out of plaited leather or plastic thongs or strips. We would use either three or four strands of material about 1 or 2 feet long. By crossing the strands over one another in a repeated pattern, we would plait the strands together into one thick, strong craft item. Honeysuckle vines were also a good material to use to plait together to make all kinds of decorations and nature items. By lacing together several sections of plaited honeysuckle vines, one can make all kinds of baskets, platters, mats, etc.

One major way of passing time during those slow summer days in years gone by was whittling. Some folks took soft bars of soap and carved all kinds of shapes, animals, and objects. Others would use soft white pine wood or soap stone to carve shapes that would last longer.

When teaching children to



carve, be sure to use tools small enough for them to handle, and close supervision is a must. Most kids need to develop coordination skills before trying to carve. Some place a leather thumb guard over the thumb of the hand holding the knife.

## CARVING

Though most carving can be done by cutting away from the body, some detail work can only be achieved by pulling the blade towards the thumb. Care must be taken to make sure the wood, soap, etc., sliced and not the thumb.

In the country of Switzerland, one of the crafts that was done at the first European Camparama in 1990 was wood carving. Pioneers joined in with older Rangers to use wooden mallets, wood chisels of all shapes, hand axes, and other tools to shape blocks of wood into long handled spoons and other useful items.



As I participated in this craft, I was amazed how the European children could handle these tools very well at their age. When I inquired of the instructor why they could do this craft so well, he responded that they did wood carving all the time in their home country. Properly instructed and properly equipped, Rangers from Pioneers-grade/age up can enjoy the excitement of creating their very own carving from wood, soap, clay or other material.

Many of the things we did as children to keep us occupied can be done today as crafts that kids will enjoy. By teaching those crafts to the Rangers, in a small way we are passing on to another generation the crafts of days gone by.



# Royal Rangers and PUBLIC SCHOOL ASSEMBLIES

Every day millions of children across America attend public schools. Royal Rangers leaders have always sought opportunities to reach these children for Christ. Unfortunately, the current laws of the United States call for a severe separation of "church" and "state," hence limiting the Royal Rangers access to the public schools. The operative word here is limiting. Although it can often be difficult, it is not impossible to go onto a school campus to promote Royal Rangers.

Every year school administrations look for creative, educational school assemblies. During the 1970s and 1980s, the public school assembly was a lucrative business. In recent years, however, the public school systems have fallen on financially lean times, and this very fact has created an opportunity like never before for Royal Rangers.

### Preparation for School Assemblies

First, the ground rules must be understood:

1. *The gospel cannot be preached in a public school assembly.*
2. *As a general rule you cannot merely present a religious program such as Royal Rangers.*
3. *Your assembly must be educational and entertaining.*

These simple ground rules might seem restrictive. But it is possible to use them to your advantage in gaining access to public schools.

Let's examine what the school administrations will be looking for in your assembly. As stated, it must be educational and entertaining. This is really broad. In planning a school assembly, first target the age group you wish to reach. Typically this will be elemen-

tary-age children. Pick subject matter you are already somewhat an expert on, or a subject that you can research and prepare for.

Here is an example: A subject many commanders are somewhat acquainted with is frontier America. The Frontiersman Camping Fellowship member often already has acquired most of the items necessary for a school assembly. Here is a format that some commanders have used in numerous school assemblies.

**Stage Setup:** Setup prior to the school assembly a number of items on the stage—such as trunks, animal skins, traps, even a small teepee or a tent.

### Introduction to Assembly

*Note: The following assembly should last between 30 to 45 minutes.*

Have the person introducing you read a brief introduction. This should include that you are a leader in a local camping organization called Royal Rangers. (Remember, you are not there to recruit, but rather to get the name "Royal Rangers" into the school. The boys in your outpost who attend the school will do the promoting and recruiting.)

After being introduced to the children, enter from the back of the room fully clad in your buckskins, with all the necessary attire. (Please note: Prior permission from the school administration is necessary to bring any form of firearms onto the school grounds. Obtain advanced written permission stating that you have permission to bring "unloaded" antique reproductions of black powder frontier guns onto campus.) Upon reaching the stage, immediately launch into a brief (2-3 minutes maximum) mountain man tale.



### What To Discuss

The subject matter for school assemblies is vast. Because many schools are plagued with drugs and gangs, school administrators are looking for good presentations on drug and gang awareness. You cannot discuss biblical principles, but you can instill God's moral principles in dramatic form without being preachy. Kids today need to hear the truth! Many Christians have done school assemblies on such topics, which gave them the opportunity to personally witness to some of the children after the assembly or later when doing street witnessing.

You could do an entire assembly on backpacking. Show all the latest equipment. Actually set up a small tent on stage. Cook a fast meal, using "trail food," and let everyone have a taste.


Many of the merits could be presented as assemblies. Remember these simple concepts in putting together your assembly. Keep it interesting, visual, and exciting. Brief real-life stories, especially if they are humorous, can be interjected. Keep the presentation varied. Talk about the historical background, then talk about an object they can touch.

Demonstrate how easy or how difficult something is. Don't get bogged down in details that are complicated. And do not demonstrate something, using small items that cannot be seen by the entire group.

### Conclusion

Finally, practice, practice, practice. Practice your assembly in front of the boys in your outpost group or even in children's church. Work the bugs out before you go into a school. Word will spread about your assembly to the other schools in the district. If it was great, you will have opportunity to go wherever you like. If it was a dud, you will be hard-pressed to get another chance elsewhere.

Remember, your purpose in

having a public school assembly is not to preach or try to get the children all saved; it just will not happen. Rather use the opportunity to establish contacts and to promote Royal Rangers. If you do a good job, you will be invited back year after year. And it is in the long term that you will have great results. If the boys in your outpost who attend the school can say with pride to their friends that you are their commander, then you will find your outpost growing. 



## Royal Rangers Week October 6-12, 1996

"Empowered  
to  
Serve"  
Exodus 9:16, NIV

Photo courtesy of Adobe software



# Devotionals for Boys

by Rev. David Boyd  
productions coordinator,  
Michigan District

Scripture verses cited from the  
New International Version

## Avoiding Pitfalls

*Items Needed: A map (copy a page for each child), highlighters or light-colored markers.*

Boys, today I have a map for each of you. I have marked two cities on the map. I would like you to find the best route you can to get from the first city marked to the second city. Use the marker to show the path you would choose. Go ahead and start.

As the boys look for the best route to follow, talk about the way people used to travel across the country. Talk about covered wagons. Back then they didn't have maps showing them every pitfall. They had to follow trails or rely on a guide. Sometimes they came to rivers, cliffs, or mountains and had to go around them.



Photo courtesy of Adobe software

Look at the routes the boys chose to follow on their maps. Talk about how easy it is to know the right way when you can see the entire picture and what is ahead.

Explain that God is able to see what is ahead in our lives. Explain that God has given us His Word as a map to help us avoid the many pitfalls in our paths.

The Bible says in Psalm 119:105, "Your word is a lamp to my feet and a light for my path." Our Christian lives can go astray if we fall into one of the many pitfalls of sin that lie before us. The Bible says in Psalm 119:11, "I have hidden your word in my heart that I might not sin against you." God gave us His Word to help us stay away from the pitfalls of sin.

When people didn't have maps years ago, they ran into a lot of pitfalls. Without God's Word in our hearts, we are sure to be heading straight into the pitfalls that Satan has laid out in front of us! Use your map; it's called God's Word.

## The Right Tool for the Job

*Items Needed: Hammer, screwdriver, wrench, crowbar (or items similar to these), a can opener, a can of food, a paper sack.*

Back the way things used to be: A frontiersman needed just the right kind of tool to get food for his family. He might need a gun to shoot deer, or snares to catch rabbits, or traps to trap fish. Without the right tool, it was very difficult to get food. Things aren't so different today. Let's try an experiment.


Reach into the paper sack and pull out a can of food. Hand it to a child and hand him a hammer and ask him to open it. The child will usually say the hammer won't work. Reach into the sack and pull out a different tool (not the can opener). Each time you bring out a tool, talk about what the tool is good for. Each tool is good for many things even if it's not good for opening cans of food.

Finally, pull out a can opener. Ask the class if this is the

right tool for the job. Explain that every tool is important, but each tool has its own particular job or jobs to do. It was that way years ago and it's still that way today.

Romans 12:6 says, "We have different gifts according to the grace given us." God has a job for each of us to do. Our job is important. He made us all different. Some of us are tall, some are strong, some are talented, ... agile, smart, creative, and the list goes on. Just as a frontiersman needed just the right tool to get food, and we need just the right tool to get inside of this can, God needs each of us to do just the right job for Him. He wants us to be His tool to help open up the lives of people who need to hear about Jesus.

Be a willing tool in God's hands. Allow God to use you to reach others.



(Open up the can. It would be a good idea if you brought something that the kids might like for a snack.) Explain that the kids are the tools God wants to use to reach their neighbors, friends, teachers, and relatives for Jesus. Be the right tool for God's job!

## It Looks So Good!

*Items Needed: A mousetrap, some cheese, a \$5 bill, a cigarette advertisement, an alcohol advertisement.*

Hold up the mousetrap. Ask the class what you have in your hand. Explain that a mousetrap has one purpose—that is to fool a mouse into thinking that his life will be better if he can just get the cheese. Then its purpose is to kill the mouse.

Set the trap and place it in front of the kids. Add a little



# Devotionals for Boys

cheese to it as you are doing it. Role-play with the kids. Pretend you are the mouse. Pretend you smell the cheese, but you are suspicious of this object. You decide you shouldn't touch it, but then you smell the cheese again. You are tempted. It smells like great cheese. Oh how good it would taste ... maybe just one little bite. BANG!

Talk with the kids about what happened to the mouse. Talk about what temptation is. Usually when we are tempted to do wrong things, we know they are wrong. The mouse knew it shouldn't touch this strange object, but it did anyway.

People have been tempted by Satan for all of history. Talk about Adam and Eve. Satan is the tempter. He knows he is going to hell and he hates God for it. Satan hates us because he knows God loves us. To get even with God, Satan wants to take as many of us to hell with him as he can.

Today Satan makes sin look so good. Bring out the advertisements for drinking. Talk about how much fun it looks like these people are having. But this is a trap set by Satan just like our mousetrap. Set the mousetrap once again. Talk about what happens when people give in to Satan and drinking. Soon Satan gets them into his trap. They may become alcoholics, or they may kill themselves or someone else while drinking and driving. Bring out the advertisement about smoking. Talk about the effects of smoking on your body. Remind the kids. The goal when using a mousetrap is to kill the mouse. Satan's goal is to kill us with his traps.

Put a \$5 bill in the mouse trap. Set the trap. Does Satan ever tempt us to steal? What is his goal for us?

Talk about people who learn to steal and eventually end up in jail for stealing.


Let the kids talk about other areas they are tempted in. Use this mousetrap for several weeks as you continue to talk about traps that Satan sets for us.

## Growing in the Son

*Items Needed: Ear of corn (or some other vegetable seeds), water, Styrofoam cups with some dirt. (Also, if you can, purchase or grow a small plant and bring it to class.)*

Hold up the vegetable. Ask the kids who can describe to them how we get food like this. Allow the class to discuss modern farming techniques—including big tractors, disc machines, planters, harvesters, fertilizers, etc.

Talk about how people used to plant crops before all of this



modern technology. Talk about items like horses, oxen, plows, bags of seed, etc.

Explain that even though there are a lot of differences between then and now, there are a lot of similarities as well. Take out the cups. (Note: It can be fun to plant a seed for each child and allow him to take it home. A radish is a fun item to plant that grows quickly and is fun for them. Also a corn stalk or tomato plant is a good option.) Put dirt into the cups, plant the seeds, and add water.

Talk about what a plant needs to survive and grow. It needs earth, water, and the sunshine. Even though we have all this new

modern technology, we still need earth, water, and the sun just as it used to be.

Christians need to grow as well. Hold up the young plant that you have. What would happen to this plant if we stopped giving it water? It would shrivel up and die. Christians can shrivel up and spiritually die just like a plant that doesn't have water. Compare this to 1 Peter 2:2 where it says, "As newborn babes, desire the pure milk of the word, that you may grow thereby" (NKJV).

Explain that Christians need to grow. Too many Christians shrivel up and die in their relationship with Jesus because they don't read God's Word, pray, or go to church. Remember that the Bible says Jesus is the living "water." Remember that we need to bask in the "Son" light of Jesus in order to continue to live for Him.

Give each child a cup of dirt with a seed in it if you can. Let him care for it and watch it grow. Continue to ask the boys about their plants as well as their own spiritual growth.




"SO, FOR THE MOST PART, THAT'LL BE MY LECTURE. WHAT DO YOU THINK THE REACTION TO IT WILL BE?"



# HarvestTime Helps

We have a new line of items called "HarvestTime Helps" now available that can easily be ordered by calling 1-800-641-4310. We hope this ad will benefit you as a leader and keep you in touch with current helps.

—National Royal Rangers Office



(1) **Old & New Testament Visuals**—An excellent method for teaching Rangers about the Books of the Bible and their central themes. Colorful cartoons associate the theme with the name of each book in a bright and unforgettable way. (4) Old Testament Coloring Book, Item No. 729NZ116, cost: \$6; (5) Old Testament Flash Cards, Item No. 729NZ118, cost: \$6; (6) New Testament Flash Cards, Item No. 729NZ119, cost: \$6; (7) New Testament Coloring Book, Item No. 729NZ115, cost: \$6.

(2) **The Solid Rock, video and curriculum series:** Kids 'n' Gangs (729NZ100); Streets of Pain (729NZ101); Who is God? (729NZ102); Finding God's Will for Your Life (729NZ104); Looking for Life in all the Wrong Places (729NZ105); cost each: \$28.95. **Each packet contains a video on the youth issue and a leader's workbook that can be duplicated.**

(3) **Victor's Victories**—For Straight Arrows and Buckaroos commanders: Contains 13 stories with Bible studies and discussion topics that address issues today's young boys face. Item No. 729NZ057, cost: \$18.

(Cost of shipping not included)



As my wife glanced back, I could see the terror in her eyes. I fought desperately to keep my emotions under control and concentrate on what I must do before we reached the falls.

Then, as though the Lord himself was guiding our tiny raft, a calmness came over me. I yelled directions to LaVerne, "Get down in the bottom of the raft and hold on to your paddle." I did the same, hoping to keep the center of gravity in the raft as low as possible to avoid capsizing.

Within seconds we reached the brink of the falls and were plunged into a confusion of currents, spray, and churning turbulence! When I looked up, we were both drenched by the 8- to 10-foot drop over the edge. But, glory to God, neither of us had been thrown overboard.

Our raft, still upright, was spinning wildly through the cas-

# seigee

cading tides. I thought I would choke as water filled my throat and nostrils. The sound on every side was like a freight train rushing past at full tilt.

Frantically, I grasped the paddle and tried to halt the frenzied gyrations. I saw an eddy near some boulders about 15 feet downstream. But try as I might, I could not overcome the violent currents that swirled around us.

I shouted to LaVerne and, in one last desperate effort to free ourselves from the dizzying spin, we stroked in unison against the flood. Almost immediately my paddle was ripped from my hands and sent sailing into the foam.

I signalled my wife to pull in her paddle and stow it on the floor of the raft. Out of the corner of my eye I could see that we

were being swept back toward the base of the falls.

Once again we sat on the floor of our raft and waited, shivering, while we were spun into the midst of the waterfall and just as quickly thrown back into the maelstrom. Our little craft was now half-filled with water, and we were completely soaked. As the raft moved away from the falls, it became obvious that we faced a new threat. We were being swept along the outer edge of a large whirlpool!

Our rubber boat began to pick up speed, proceeding along the perimeter of the whirlpool back toward the falls. We began shivering as much from fright as from the effects of the cold mountain water that once more poured down upon us.

We raised our eyes toward heaven. "Dear God, what can we do?"

During what may have only been the next 5 minutes, but seemed like 30, the raft continued to make a wide circuit around the edge of the whirlpool, returning time and again to the base of the waterfall and the deluge from above. LaVerne and I were thoroughly exhausted and without hope. We looked at each other and shook our heads, knowing we were going to drown.

"I love you, Roy," my wife said loud enough to be heard above the sound of the river.

"I love you, too, LaVerne."

Then, once again, we turned

our eyes heavenward. I spoke a prayer, "Lord, if it's Your will that this is the end for us, please accept our souls into Your kingdom." Quietly, we waited for the Lord to take over and carry us up to be with Him.

Then, in a manner that, to this day, we cannot understand or explain, our raft suddenly moved directly away from the churning water into the quiet eddy. We were saved!

Once out of the turbulent water, I eased myself over the side of our little rubber raft and tugged the water-swamped craft to shore along with its precious cargo.

LaVerne and I will never forget the tremendous, heart-wrenching experience of that afternoon, nor the lesson it so dramatically taught us. In a way





Photo by ©1995 Photodisc

that only He could, the Lord demonstrated that human strength counts for nothing when pitted against the raw power of nature. But when we let go and let God—there is no greater power. 



## LFTL Junior Councilmen's Program:

# Ever-Growing

by Brian Schmid, public relations coordinator, Wisconsin-Northern Michigan District

**T**he Light-for-the-Lost Junior Councilmen program is an exciting way for boys and young men in the Royal Rangers program to get involved in missions. Royal Rangers boys from Outpost 4, Calvary Assembly of God, attended a Light-for-the-Lost banquet in Milwaukee. This banquet was their last step to becoming LFTL Junior Councilmen.

The boys picked a poster from the wall and worked on raising funds for *The Book of Hope*\* Bible. Besides raising the funds, they were excited to be able to participate in a project that would give them hands-on experience with missions and one-on-one witnessing using *The Book of Hope*. The Bibles for this outreach were printed using LFTL Junior Councilmen funds. *The Book of Hope* includes 14 pages of God's answers to today's urban youth problems.

The project they were able to participate in was an inner-city outreach, held around a lagoon at Washington Park, Milwaukee. On July 29, 1995, this outreach was hosted by Section 10 in the Wisconsin-Northern Michigan District. We began by holding a kick-off meeting at Calvary Assembly of God in Milwaukee. Leaders and boys came



from around the area to make plans for the event. In the middle of the room was a stack of *The Book of Hope*. We formed a circle around the Bibles and all agreed in earnest prayer for the outreach the next day.

The outreach theme was set around the Frontiersmen Camping Fellowship. The Early American frontiersman was able to camp with very simple and inexpensive items. We wanted to show these inner-city boys how they can be involved in a camping program with inexpensive and easy-to-find items around their homes.

Children came from the surrounding neighborhoods to view tepees, tents, camping displays, and displays of items from the Early American frontiersman. The boys also looked over a Royal Rangers display that included patches and district Pow Wow pictures. A portable forge was set up to show the children how to work with metal. A


popular part of the day was when Brad Williams, a local leader, dressed in Indian garb showed the children how to apply face paint. He also applied the paint to their faces.

Popcorn and Kool-aid were served to entice the appetite. Inner-city Assemblies of God churches were supportive and assisted us wherever possible. Boys and leaders in Royal Rangers T-shirts, uniforms, and FCF outfits were available to share their Christian experiences and to assist in every area of this important happening.

*The Book of Hope* coupled with the Royal Rangers *The Ultimate*\* brochure were handed out to the children that came to the event. Many of the boys and girls really appreciated receiving the Book. They all promised they would take it home and read it. It really warmed our hearts when many children stayed to help with cleanup and were inquisitive about return visits.



If your outpost hasn't done so, get involved in the LFTL Junior Councilmen program. Attend a banquet in your area. You will see the benefits and the excitement as you work to reach the children of the world (stateside through project 8581, *The Book of Hope*; overseas through project 1800, *Edward Elephant Says...* evangelism comic book) for the kingdom of Jesus Christ! ☺



\* *The Book of Hope* and *The Ultimate* brochure are available for a nominal fee through the national Royal

Rangers Office by calling 1-800-641-4310. *The Book of Hope*, item 729HC120; *The Ultimate* (English version) 729-007, *The Ultimate* (Spanish version) 729-010.

**EXTRA!**

## Children Receive Holy Spirit Baptism

by Rev. Ed Corbin, missionary to South Africa

Many African church leaders find it difficult to believe that a child can be genuinely saved. Those same well-meaning Christians find it much more challenging to comprehend that a child can be baptized in the Holy Spirit. But it is happening!

Outside Rustenburg, in the township of Thlabane, we have an Assemblies of God church pastored by Rev. Amos Mokopi. For the past year he has been conducting a discipleship class for approximately 35 children, ages 10-14. Pastor Mokopi asked us to come and teach the children concerning the Holy Spirit. For about 6 weeks we taught them who the Holy Spirit is, what He wanted to do in their lives, and how they could receive the infilling of the Holy Spirit.

We then invited the children to Jackson's Ridge for a day of fun-filled activities. They went swimming, played volley ball, croquet, snooker, ping pong, took rides on the ATV, and competed in relay races. After a traditional meal of Pap and Wors (impala sausages and corn meal), we invited the children into the conference room for one last teaching on the Holy Spirit.

Following the preaching of the Word, I gave an altar call for those who wanted to receive the Holy Spirit. All of the children responded! Slowly, after some time spent in prayer, a girl received and began to speak with other tongues as the Spirit gave her the utterance. I announced this fact and a few others received. I then instructed those who had received to lay hands

on their friends and pray for them. That was all it took. When those newly filled vessels began to pray for others, the glory fell! It was like old-time Pentecost right there in that small crowded conference room at Jackson's Ridge. Some laughed, some cried, some shouted, some were quiet, but all encountered the awesome presence of the Holy Spirit.

When it was time to load the children back onto our bright red kids bus and return to Thlabane, 30 of the 37 children had received the baptism in the Holy Spirit. Their lives will be forever changed by the power of the Holy Ghost.

I am reminded that this testimony would not have been possible if it were not for your faithful prayers and financial support. ☺



# MAJOR BUMMER



by Rev. Robb Hawks

As the van slowly wound its way up the mountain, Jonathan's excitement grew. This was his first FCF deer hunt. Pathfinder and Sleeper had put together a very special deer hunt on Goliath Mountain and had assured everyone that there would be plenty of deer. The only requirement Pathfinder had placed on those interested was that they would have to dress in their FCF clothes and they had to use their black powder rifles. Sleeper had told a tall tale about the big buck that got away and everyone was in

the mood to hunt deer the way the mountain men used to do it.

As Jonathan's mind wandered back to the days of the great mountain, flakes of snow slowly began to fall.

"Alright!" Shelton exclaimed. "It's snowing."

Jonathan looked up as the white snow flakes drifted down. The van came to an abrupt halt and Sleeper turned around in the driver's seat to give the instructions.

"Alright, Frontiersmen, we're here!" Sleeper said. "Now the temperature has dropped and as you have noticed, it's snowing. So let's break out our capotes and remember to keep your powder dry."

With that everyone jumped out of the van and quickly began to get their stuff together. Jonathan had been given a .45 Kentucky flintlock for his birthday. He had been practicing and was confident that, should the opportunity present itself, he could bring down a deer with one clean shot. Jonathan was so excited he barely felt the cold chill in the air as he wrapped his capote around himself and gathered up his shooters pouch and rifle.

The old-timers had teamed up with a young buck so the hunt would be safe. Jonathan had been teamed with Sleeper. Sleeper was hunting with a flintlock also. They each

dried out their guns with a patch or two and Sleeper showed Jonathan how to put a little 4F powder in the pan and a smidge down the barrel. They then cocked their rifles and, pointing them at the ground, squeezed the trigger.

The flint, held by the hammer, swiftly struck the frizzen causing sparks to fall into the pan and with a flash and a poof, the gun was totally dried out. They each swabbed the barrel out one more time then loaded their guns. After priming the pan and lowering the frizzen, each of them slid a leather boot over the frizzen as an extra measure of safety.

Each of the teams wished each other luck, and soon they all disappeared down different trails that would take them to different parts of the mountain. The snow was starting to build up as Jonathan and Sleeper set out. Jonathan was really excited. His first FCF hunting trip! He could barely wait to bring home a trophy 10- or 12-point buck! The trail was a long one and soon Jonathan began to notice that his feet were freezing cold. The mountain men moccasins might be comfortable to wear, but boy they were cold. His feet were wet and he was starting to feel really miserable.

Sleeper finally found what he was looking for, a clearing with an outcrop of rocks forming

(continued on page 14)







# hanks Giving

by Rev. Steve McFarland

**W**hat holiday did these people make famous or popular in America? Sarah Josepha Hale, Governor William Bradford, Presidents George Washington, Abraham Lincoln, Franklin D. Roosevelt, and the Separatists.

Was it Easter, Independence Day, Mother's Day, Father's Day, Thanksgiving, Christmas, or New Year's Day?

Easter is a Christian holiday which celebrates Jesus' resurrection. Christmas is a celebration to remember His birth. Independence Day is America's birthday. Mother's Day was the work of Anna Jarvis from Grafton, West Virginia. Fairmont, West Virginia, got Father's Day started.

Thanksgiving is the holiday made famous by the people mentioned, and at least 90 unnamed Indians. Chief Massasoit brought the Indians to celebrate with the Separatists who left England to worship as they saw fit.

The 3-day celebration was held in 1621. Governor William Bradford called for a time of celebration and thanks to God for the blessings of survival, a good food supply, and housing. The celebration was marked by times of prayer, thanksgiving, games, and plenty of food.

That was the first Thanksgiving celebrated in America.

Since then there have been others, each held to give thanks to God for something that was important at the time.

In 1789, November 26 was set aside by President George Washington by general proclamation. However, he never made it an official holiday. Thanksgiving would not become an American holiday for some time.

President Abraham Lincoln made Thanksgiving an official holiday in 1863. He responded to the multiple appeals made by Sarah Josepha Hale. Mrs. Hale pleaded with Presidents Fillmore, Pierce, and Buchanan to no avail. Only President Lincoln recognized the need for a day of thanks.

For the next 75 years, Thanksgiving was celebrated on the last Thursday of November. However, in 1939, President Franklin Delano Roosevelt moved it to the third Thursday of the month to make the shopping period longer before Christmas. Congress changed it to the fourth Thursday in 1941 and made it a federal holiday.

Since 1941 Thanksgiving has developed some traditions. Feasting has been a "must" since the first American celebration. Family gatherings have become a tradition also. "Thanksgiving," a painting by Doris Lee, shows several family members preparing the traditional Thanksgiving meal.

Football came on the scene as the National Football League formed. Thanksgiving and the

Dallas Cowboys go together like turkey and stuffing.

Each of the traditions has merit. Especially family, food, and football. The tradition that has faded from the forefront has been the celebration of thanks. Abraham Lincoln designated Thanksgiving as "a day of thanksgiving and praise to our beneficent Father."

Thanksgiving should be a day of celebration. We should celebrate the freedoms we enjoy. We are free to gather together and worship God in any way we desire. The Separatists, which we now call "Pilgrims," left England so they could enjoy this freedom. Many died in their attempt to gain the right to worship.

Thanksgiving should be a time to celebrate with families and friends. The Pilgrims feasted with their newfound friends, the Indians, and the remaining members of their families. We should give glory to God for this privilege.

The first Thanksgiving celebrated life. The Pilgrims who feasted were glad to be alive. Nearly one-half of the people who came to America on the *Mayflower* were buried before spring. The survivors gave thanks to God for their health. We need to be thankful for our health today.

The Pilgrims were thankful for their houses. The rough log buildings were better than the temporary shelters they lived in the winter before. The previous



## Read All About It: Challengers Program

An all-new "Challengers" program—for Rangers in grades 10-12, ages 15-17—is coming soon! The *Challengers Trail Rangers Handbook* will be available this fall through Gospel Publishing House.

The handbook offers a brand-new Advancement Trail which includes the advancements displayed here. The Trail Ranger can wear his advancement pins either on his Royal Rangers uniform or on a new collegiate-style jacket.

The Spirit Challenge, which is part of the Advancement Trail, addresses current issues and field activities. Other Challengers programs are being developed. Be on the lookout for further details.



QUESTER

ADVENTURER

VOYAGER

DISCOVERER

NAVIGATOR

winter was hard on everyone who lived together in the common shelters. They had been crowded together over the long months but now houses were available for them.

We need to be thankful for our housing also. We may live in an apartment, row house,

trailer, condo, home, mansion, or log cabin today, but we still need to give thanks for our home.

Everyday we can celebrate the spirit of Thanksgiving in our hearts. We can be like the Pilgrims who gave thanks to God for all their blessings. We can

praise God for our freedom to worship everyday in a free country. We can give thanks each day for family and friends. We should be thankful for the food we eat and the homes we live in. Most of all we should be thankful for the free gift of eternal life through Jesus Christ our Lord. ☸

## MAJOR BUMMER

(continued from page 12)

an overlook. He led Jonathan up into the rocks and they settled in to wait. Sleeper had been up on the mountain before and had found numerous signs of deer in this area. The rocky outcrop was high enough to keep them out of sight of the deer and yet give them a good shot. The wind became colder and colder. It bit right through Jonathan's capote and the leathers underneath.

He pushed his coyote fur hat farther down onto his head hoping to cover his ears a little better. He was starting to wish that he had his snow skiing suit on along with his down parka and gloves. This hunting the old-

fashioned way was not all that it was cracked up to be.

Suddenly Sleeper was tugging at his sleeve. Jonathan looked up. There below them in the clearing was an incredible trophy buck. Shivering both from the cold and the excitement, Jonathan slowly raised his gun. He carefully slid the leather booty off the frizzen and took careful aim. Ever so slowly he brought the magnificent antlered buck into his sites. Gently Jonathan squeezed the trigger. The hammer fell. Flint struck frizzen. Sparks flew in all directions as the frizzen flipped up revealing the 4F powder in the flintlock's pan. Sparks fell into the powder . . . and nothing happened.

Jonathan looked up in shock! His gun hadn't fired! Sleeper

hurriedly readied his gun to fire. But it was too late. The big deer hadn't grown as large as he had overnight. He had lived on the mountain for many seasons. As soon as the click of Jonathan's misfire was heard, the big deer had leaped forward and out of the clearing.

Jonathan was heartbroken. He had a perfect shot, and the powder in the pan had become damp. Soon it was time to head back to the van. He was wet, cold, and miserable. It was fun to go on FCF events, but he was glad he didn't have to live in the "good ol' days."

On the way down off the mountain Sleeper gave a little devotion. He told Jonathan and the others that letting your relationship with the Lord grow cold was a lot like letting your powder get damp. ☸





# Test Tips for Exams

by Martha R. Fehl

**M**ost of us hate tests. It seems that we either study the wrong stuff or don't spend enough time, and get that awful guilty feeling as we wait for the results.

Exercising some simple study tips may make you better equipped and able to excel. So take a look at these and relax. It's probably not as bad as you think.

Eat breakfast, or take something along to eat on the bus or when you are walking to school. An engine can't run without fuel, and neither can you.

Look over the whole test as soon as you get it. Some questions

may be worth more points than others and require extra time. Answer those you know first, particularly the shorter ones.

Taking tests is a skill that everyone can learn and succeed at if you know the rules.

Listen to the directions and read each question carefully. Never and always are sure signs that the question is probably not true.

If your hands are shaking or you can't remember anything, take a few deep breaths and relax.

If you're guessing at the answers, your first guess is usually an educated one because you remember something about the topic from class or during review.

When answering a multiple-choice question, eliminate the obvious wrong answers and then guess at the last two. Your chances are better this way.

Never write, "I don't know," or

leave the space blank. Try to answer all questions.

Don't ramble on when answering essay questions: Stress your point. Teachers usually know when you're trying to fool them.

Be as neat as possible when doing your test.

When your test is returned, look over the results to see what areas you can improve. Then begin now to study for the next test.

Take notes in class and pay special attention to those topics the teacher says will probably be on the test. Taking tests is a skill that everyone can learn and succeed at if they know the rules.

Practice often makes perfect. And when it's all said and done, won't you feel good about that "A" on your paper?

*Martha R. Fehl is a free-lance writer living in Brookville, Indiana.*

## Comedy CORNER





# Bobby's **BOMBER** Danny's Lit'l **DUSTER** Joe's **JALOPY** **ROCKET** Randy's **ROCKET** Blue Thunder

BOLT  
LIGHTNING



## THE NAMES MAY CHANGE, BUT THE FUN'S STILL THE SAME!

Do you remember the name of your first Pinewood Derby car? I do: the Silver Dollar Special. It was a classic. But now it's time for **YOU** to make some fantastic memories of your own, because Rangers... it's Derbying time again!

That's right, it's time to get your Pinewood Derby supplies, accessories, and decals and get ready for one of the most exciting days of the year. All you need is a car kit and some paint and you're ready to roll!

Of course, if you're wanting a "souped up" racer, you need the graphite lube and lead weight. And there are nothing like real-life decals to make your car look **super cool** or a steering wheel and headlights to give your car **class**.

But no matter how you design your Derby car, remember it doesn't matter if you win or lose, what matters is—you were part of the fun.

Order your Pinewood Derby materials today!

### Racing Supplies

Pinewood Car Kit	18KF7540	\$1.95
Acrylic Paint Kit, 6 mini-pots	18KF7541	\$1.35
Graphite Lube, Micro-fine, .21 oz.	18KF7542	\$1.25
Lead Weight, 3.5 oz.	18KF7543	\$1.35
Steering Wheel	17KF7399	20¢
Headlights (pair)	17KF7400	20¢

### Racing Decals

Sponsor #1	14KF6827	\$2.35
Sponsor #2	14KF6828	\$2.35
Flames	14KF6826	\$2.35
Personalized Plates	14KF6829	\$1.45
Number Sheet #24	14KF6830	\$2.35
Royal Rangers Emblem (1")	14KF6831	49¢

Call toll free

# 1-800-641-4310

(\$5 minimum)






Fax toll free

## 1-800-328-0294

(\$5 minimum)

International Fax

## 1-417-862-5881



Did you  
know a  
complete  
line of

Pinewood Derby products is available in your Royal Rangers Specialty Catalog? Check it out!

ITEM # 75-2074

## FREE CATALOG!



GOSPEL PUBLISHING HOUSE

1445 Boonville Avenue  
Springfield, MO 65802-1894

Postage and handling charges: Less than \$10.00, 15%; \$10.00-\$49.99, 10%; \$50.00-\$99.99, 8%; \$100.00 or more, 7%. State sales tax: CA, 7.25%. For shipments outside the U.S., actual postage costs are billed. Prices are subject to change without notice. All orders subject to credit approval. MasterCard, VISA, and Discover accepted. Please provide card number, signature, and expiration date.

