

SPRING 1997

HIGH Adventure

LEADER'S EDITION




HIS/HER CURSES
OF ANCIENT EGYPT



TRAVEL
FEATURE



THE
QUEST



INSIDE: A HARD
LOOK AT THE
"GARBAGE GIRL"

HIGH Adventure



Travel

3

The Garbage Girl

5

Major Bummer

7

A Hot Guide to Keeping Your Cool

9

His/Her Curses

10

Rascal Rangers

12

The Quest

14

RON ROBERTS, National Coordinator
HonorBound: Men of Promise

KEN HUNT, National Commander
Director of Publications

MARSHALL BRUNER, Editor-in-chief

CLINT DAVIS, Designer/Managing Editor

JIM ERDMANN, Technical Editor

SHIRLEY SPEER, Technical Editor

BEVERLY DELPORT, Editing Assistant

HIGH ADVENTURE—Volume 26, Number 4 ISSN (0190-3802)
published quarterly by Royal Rangers, 1445 Boonville
Avenue, Springfield MO 65802-1894. Subscription rates:
(*High Adventure Leader* only) single subscription \$9.95 a
year; bundle (minimum of five subscriptions, all mailed to one
address) \$9.00 a year; \$13.95 (foreign mailing address).

©1997 General Council of the Assemblies of God, Inc.,
Gospel Publishing House. Printed in USA. Periodicals
postage paid at Springfield, Mo. POSTMASTER: Send
address changes to *High Adventure*, 1445 Boonville;
Springfield, MO 65802-1894.

TRAVEL

ROBB HAWKS

"My wife
suggested a
shortcut.
Uh oh."

Are you sure this is the exit we are supposed to take?" my wife asked. I looked at the map and nodded my head. The lady at the Welcome Center had suggested that we take exit 212. Our old van had been roaring down Interstate 70 out of Colorado and had just crossed over into Utah. Exit 212 was scary. Desert! This was where the lady had said to go, so . . . off the interstate and on to adventure.

THE COLORADO RIVER

The two-lane road took us past a ghost town and finally dumped us out onto Route 128. We found ourselves driving alongside the mighty Colorado River! The river had just begun to cut its way down through the flat plateau on its way to the Grand Canyon and beyond. Spectacular would be an understatement. The lady at the Welcome Center had been right on that! Route 128 followed the twisting river. Sheer cliffs rose hundreds of feet into the sky.

ARCHES NATIONAL PARK

Route 128 dead-ends into State Highway 191, just a few miles

north of the town of Moab. This tourist town would become our base of operations for a few days of serious national park hopping. Heading north on Highway 191, we came to Arches National Park. Whoa! We are talking "incredible, spectacular, breathtaking. . . way cool!" One could easily spend a week camping there. Don't expect trees or forest, but count on taking good hiking shoes and plenty of


a photo of "Fragile Arch" on its cover. We hiked up to the cliff that is opposite "Fragile Arch" for a personal view. Whoa, get back! Literally! I found myself standing on the edge of a sheer cliff that dropped over 500 feet, and there was no safety rail!

CANYONLANDS NATIONAL PARK

The entrance to Canyonlands National Park is just a few miles south of Arches National Park. Canyonlands actually has two main entrances. I recommend the northern one that leads to "Island in the Sky." The drive to this scenic mountaintop is worth the trip itself. The Island is actually the top of a chain of Mesas that overlook the plateau below. Cutting through the plateau is the mighty Colorado River. The vivid red rocks, sheer cliffs, and general lack of vegetation create an eerie, almost Martian-like landscape. I found this park actually more awesome than the Grand Canyon.

NATURAL BRIDGES NATIONAL MONUMENT

A few hours' drive down



**The mighty Colorado River*

water. You can drive to most places in the park and then get out and hike. Arches National Park gets its name from the rock formations that form natural arches. Many of these defy description. You often see photographs of these wonders of creation. As a matter of fact, the 1996 Rand McNally Road Atlas has

Highway 191, past the town of Blanding, then a quick jog westward on State Road 95 led us to Natural Bridges National Monument. The natural bridges in this park were formed differently than the arches. But boy are they spectacular! There is parking near each incredible stone bridge along with observation points. Trails ranging from 1 to 5 miles lead you right down to the bridges. Again, take lots of water. Temperatures in the summer are in the 90s but, due to the low humidity, are comfortable. It is real easy to dehydrate, so drink up.

My wife suggested a short cut. (Uh oh!) Coming out of Natural Bridges we found a southbound Route 261. This road ran straight for the edge of the plateau. Suddenly the road lost its blacktop and became gravel. And then there we were, sitting in our van staring down a 1000-foot sheer cliff. The road had been cut into the face of the cliff. The sun was setting, the view was spectacular, and we took our time negotiating the 10 percent grade.

MESA VERDE

Route 261 dead-ends into State Highway 163. Now comes the decision: Do you head south to Monument Valley? Or do you head east to Cortez, Colorado? We decided to do both. First it was off to Cortez and Mesa Verde. Mesa Verde is a towering chain of mesas that rise over 1000 feet. Mammoth caves along the upper edges of these mesas became the homes of the Anasazi Indians. This is definitely a 2-day stay, so plan the time, wear your hiking boots, and take plenty of water and film.

Leaving Cortez, we took Route 160 South. This road takes you right past one of the many tourist traps. This one is rather unique. The official borders of Utah, Colorado, New Mexico, and Arizona all meet at this one point. You can actually get on your hands

and knees and have a different part of you in four states at the same time.

MONUMENT VALLEY

Follow State Highway 160 south into Arizona and then at the town of Kayenta, turn back north for a quick drive up State Highway 163 to Monument Valley. This is a "must see."

If you have ever watched a cowboy western movie, you probably have seen Monument Valley. We arrived just before sunset. Spectacular! Monument Valley is owned and operated by the Navajo Indians. We arrived after the official closing for the day and did not have to pay an admission or parking fee. Of course, we could not actually drive down into the valley, but the view that we saw was beyond description.

GRAND CANYON

We went back down State Highway 160, south past Tuba City, until we dead-ended into State Highway 89. A quick southern drive of 17 miles and we found Route 64, the main road that leads

to the east entrance of the Grand Canyon.

I must admit that in all my 40-plus years I've never had a better trip.

Here are a few tips for doing this trip in the summer: Take plenty of water and plenty of film. Buy your film in advance at a discount store. The closer we got to these parks, the more expensive everything became, especially hotel rooms. This was doubly true of everything around the Grand Canyon. The national parks have campgrounds, but they are limited in capacity. The admission to the parks is reasonable, averaging for a family of six between \$8 and \$20 total.

The bottom line: After seeing what I have seen on this trip, only a fool would say there is no God!



**Photos by Robb Hawks*




THE GARBAGE GIRL

SONNY GREEN

national Frontiersmen Camping Fellowship vice president

In January 1995, 13 of our Royal Rangers men went on a Frontiersmen Camping Fellowship Pathfinder mission trip to Peru. The MAPS Department had told Paul Etheridge, who heads our Pathfinder trips, that he had received a request from missionaries Steve Ford and David Wagner that there was a need deep into the Amazon River Basin. The folks out in a remote village, called Nauti, were asking and praying to God for someone to help them build a church so they could reach the many

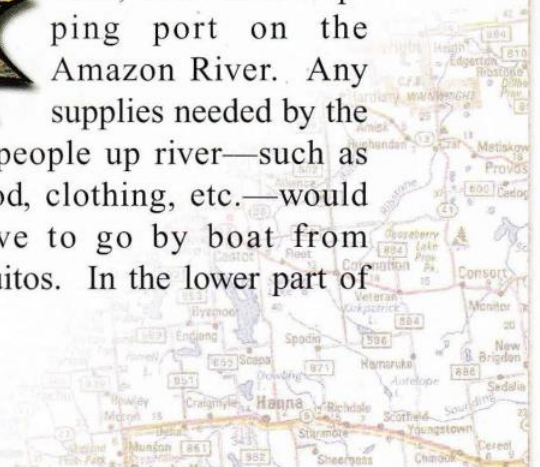
people on the river. They never dreamed, as their pastor told us, that a group of Americans would come. After our arriving on the shore, 5 days later their church was completed with



cement floor and all. The dedication service was some-

thing to behold. On Thursday evening after the church service, we started the all-night trip back down the river.

Before leaving for the airport for our return trip home, Missionary Dave Wagner asked if we would take a few minutes before we left to look at another possible project. Iquitos, Peru, is a main shipping port on the Amazon River. Any supplies needed by the people up river—such as food, clothing, etc.—would have to go by boat from Iquitos. In the lower part of



Iquitos, down on the river bank, is a place called Belin.

Most of the people of Belin are jungle people who came to the river hoping to find a better life and end up stuck there. When we arrived there I could not believe what my eyes were showing me—mountains of garbage and human waste. The smell was almost more than I could bear.

I have traveled much; I'm not a greenhorn. We've done many Pathfinders trips but I never had seen anything like this. Within a half-mile radius of the church, 50,000 people live, most of which are children.


One out of five of these children have tuberculosis, and about all need medical attention of some kind. As we stood there the children began to mob around us. Their eyes were full of hope.

At that moment God spoke to my heart that I must go back to my church and gather men to come back and do this project. On the plane back to America, I could not forget the look in the children's eyes. Arriving back in Warren, Ohio, I presented

this need to my pastor, Rev. Larry Albanese. He was very excited and said, "Sonny, we want to be a part of this project."

I contacted the national MAPS Department and shared with them our desire.

Dave



Wagner was contacted, a date was set, and

we left the first week of October. From the time I was there in January to the time we were to go back in October, the church was built by another MAPS team. I didn't know at the time, but it was God's plan and will that we help them get a Christian school off the ground.

One day while we were working, a little girl named Lee-An-Dra walked out in the middle of a pile of

garbage and was watching one of our men, Jay Lanty. Jay noticed her out of the corner of his eye and took a picture of her. The photograph of this little girl Lee-An-Dra (The Garbage Girl) has so inspired me I can't put her out of my mind. I have her photo in my Bible.

In my private devotions, as I look at the picture of the beautiful little girl from Peru, I am reminded to pray for her.

A little boy named Mogno was brought from the jungle and sold as a slave. Mogno has no father or mother. He has never been to school one day in his life. He cannot read or write. Mogno has no idea how old he is or his birthdate.

Mogno and Lee-An-Dra are only two of many, many children in Belin whose needs are so great.

The Christian school is the only hope these children have.

I have been on many of these missions trips, but none has ever touched my heart like this one. Please pray for the children and the people of Belin, Peru!

Photos by Sonny Green



MAJOR BUMMER

Robb Hawks

On The Road


Jonathan stood with tears in his eyes. He had been traveling with his outpost for over a week on a cross-country trip to Eagle Rock. The commanders had decided to make a small detour to stop at the Alamo in San Antonio, Texas.

Now Jonathan stood out in front of this most famous landmark in Texas. Jonathan had played Jim Bowie and Davy Crockett with his friends. He remembered watching the movie starring John Wayne. And now he was standing in front of the Alamo.

Jonathan wiped the tears from his eyes. He looked down at the stones in front of the famous chapel. There was a long brass bar set in the stones. The story went that Colonel Travis had scratched a line in the dirt and had asked that all who

would stay and fight with him to the end should cross the line. Tradition says that all but one stepped forward.

Jonathan crossed the line



and walked forward and into the chapel. It was so much smaller than he had envisioned. Plaques hung on the walls telling the story of the Alamo and the brave men who made their stand. A side room was filled with the state flags, representing the men who fought at the Alamo. Jonathan found a plaque on one wall that

recorded Colonel Travis' speech to his men. Again tears came to his eyes as he realized he was standing in the very place where real men shed their blood and died for their beliefs.

Jonathan and the other Rangers continued to walk about the Alamo grounds. Jonathan stopped in one of the gardens and sat on a bench and let his mind drift back over a 100 years ago . . .

"Crockett! Get your men over to the west wall!"

"Somebody come quick! Jim Bowie has been wounded!"

"We're down to our last few pounds of powder, men; make your shots count!"

Explosions burst around them. Rock and dirt was flung into the air. Screams of pain and agony were heard as men were wounded and killed.

Jonathan followed Davy Crockett as he ran across the courtyard. Jonathan felt the determination of his leaders. His Kentuck flintlock was hot in his hands from the many shots he had just fired.

It was up to Davy and his few men to stop Santa Anna's Mexican army from breaching the wall. They arrived just in time. The Mexican army was charging with bayonets lowered.

The smoke from their muskets created a black cloud. The lead musket balls impacted into the adobe walls of the Alamo.

Suddenly the Mexican army appeared through the wall of smoke and was upon them. They fired their rifles, but the Mexican army kept coming. Suddenly ladders were against the wall and an endless stream of soldiers were climbing them. The man on Jonathan's left suddenly fell to the ground wounded. Jonathan looked to his right and there was Davy Crockett. He was fighting hand-to-hand with three Mexican soldiers at one time. Jonathan drew up his flintlock and took careful aim.

Suddenly someone was tugging at his shoulder. Jonathan spun about and exclaimed, "Not now, I've got to save Davy!"

"Jonathan! It's time to

go," Shelton said, giving Jonathan a questioning look.

Jonathan suddenly realized that he had been daydreaming. He sheepishly stood up and followed Shelton back to the van. His mind wandered as he looked one last time at this incredible monument to the determined bravery and courage of men who were willing to die for their beliefs.

The Ranger Code says that Rangers are courageous. Jonathan vowed in his heart that he would have the courage to stand up for what he believed.

As the van made it back up onto the interstate, Shelton nudged Jonathan and asked, "Well, did you save Davy?"

"Yeah, I did," Jonathan said.



"You did? How's that?" Shelton asked.

"You see, his death lives on as a testimony of courage. As long as we remember his courage, his life and death were not in vain."

Jonathan thought for a moment. *That reminds me of what Commander Hawks said the other day. We*

should never forget or take for granted the sacrifice Jesus made when dying for our sins. Then Jonathan grinned as he thought, Jesus didn't die in vain, he rose from the dead ... and best of all He lives in me. "For God so loved the world that He gave His only Begotten Son, that whosoever believeth in Him shall not perish, but have everlasting life."

-John 3:16 (KJV)



The Milk Dud.

HIGH Adventure

LEADER'S EDITION



Marshall Bruner
National Public Relations Coordinator

Ron Roberts: HonorBound

2

News

4

Your Outpost
Planning Guide

6

Craft

11

Going Out of Town

12

Devotions for Boys

14

One-on-One

The challenge is on! Our national office is asking every district commander to conduct at least one Royal Rangers Harvest Task Force trip a year. Hopefully soon you will be receiving your district Royal Rangers newsletter, asking you to participate in a district HTF. Please take the challenge!

Perhaps you are asking, "What is a Harvest Task Force trip?" If so, I'm glad you asked, because I believe the HTF will become one of the most dynamic outreach ministries ever conducted by Royal Rangers leaders. The HTF is held on national, regional, and district levels. Its purpose is to target key areas where HTF teams—consisting of commanders and older Rangers—go to fast, pray, and spread the gospel message through evangelism efforts.

A national HTF is scheduled for April in Atlanta, Georgia. Details on that trip will appear in our national newsletter, called *ON-LINE*. Perhaps you will have the opportunity to join me there in Atlanta. Be certain, however, to attend your district HTF. There you will have the opportunity to help break down the strongholds of the enemy through prayer and to witness to boys at a children's crusade or a Rangers evangelism project. If you want a blessing from God, go to an HTF; it will change your life while you pray for and reach out to the spiritually blinded children Satan endeavors to destroy.

You may recall that I wrote about evangelism in my last editorial in the winter 1996-96 *High Adventure Leader*. I am writing again about this same subject because we *must* reach the spiritually lost. It's God's command to us. And I don't want you to miss the opportunity to attend a Harvest Task Force trip.

This issue includes articles on "travel." You should be showing your Rangers the exciting places your outpost group can travel or hike to this spring or summer. You can help them creatively travel through their ability to imagine distant lands and to visualize a high adventure trip somewhere in the United States. You should instruct them how to travel through their prayers—which, in an instant, arrive at the throne of God, where the Lord immediately dispatches His Holy Spirit to anywhere in the world to meet that prayer need.

And if you are a Challengers' commander (or over an Air-Sea-Trail Rangers program), you should be planning, with your Rangers, a trip to the next district Harvest Task Force event. Let these young men see you in action at an HTF; let them hear how a godly man prays; let them understand, through role-modeling, how God's man humbles himself to be a servant to needy children without Christ ... and perhaps without a father or mother at home who loves them.

Travel. It's fun. Especially when one travels for the Lord through his prayers or travels to a Harvest Task Force trip where boys learn about Jesus Christ. Contact your district commander today, and tell him you and your Challengers are ready to travel.

Hope to see you at an HTF!



HONOR BOUND *Men of Promise*

by Ronald C. Roberts, national coordinator, **HonorBound: Men of Promise**

We are undergoing great change, and exciting things are in store for the ministry for men and to men.

Perhaps you are wondering what the logo and name above are all about. I believe you will become excited, as am I, when you find out.

I am pleased to tell you that God is moving among men in our country and in our Fellowship. Likely you are aware that men are filling stadiums across the nation at Promise Keepers rallies, praising God in unison—regardless of ethnicity or denomination. And as never before the men in our Fellowship are raising up a new standard—consecration to God, honor to family, and dedication to church.

Today is a new day for the men of our Fellowship. And with that move of God, we are refocusing on how to better aid in the outreach, discipleship, and ministries of men.

The leaders of our Fellowship

have unanimously endorsed our new ministry **HonorBound: Men of Promise**, replacing the name Men's Ministries. The focus on **HonorBound** is to minister *to* men as well as ministry *by* men.

This objective, I believe, can be accomplished by offering men as yourself ministries that will help them in their spiritual growth, as well as provide men additional opportunities to become involved in ministry.

We are frequently asked, "What is '**HonorBound**' and why is it different?" The best way to explain it is to use the baseball diamond model piloted by "We build People" in our Sunday School Promotions and Training Department.

HonorBound will help focus on the spiritual development process that is represented in the baseball diamond model. In fact, a major emphasis will be on building Christian maturity into men through discipleship—this is second base. What has been missing in the past in much of our ministry is the spiritual growth and accountability that should occur before someone can be totally involved in ministry (third base) or invested in missions (home plate).

Here is what **HonorBound** is offering the men of our Fellowship:

Promise Keepers

Promise Keepers and the

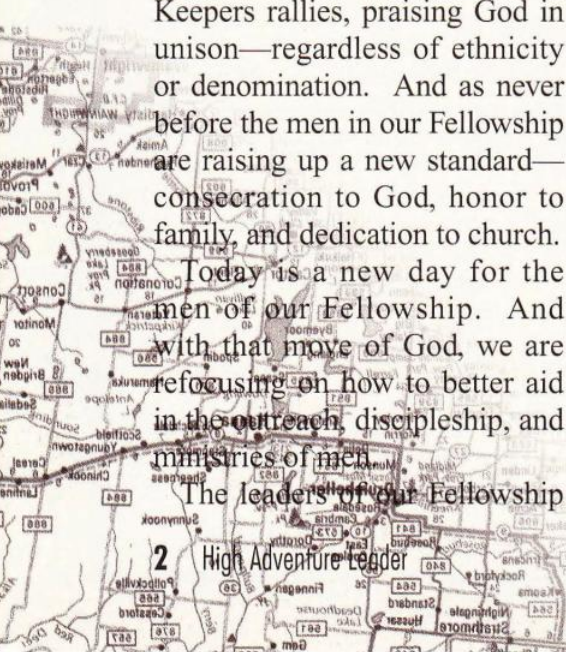
Assemblies of God have developed a relational agreement that provides for training throughout our Fellowship on how to have a viable men's ministries program. This training is included in two training packages entitled Key Man I and Key Man II. Promise Keepers is providing, at no charge to the Assemblies of God, the materials and the training that will help pastors ensure that they have a viable ministry to the men of their congregations.

Promise Keepers is now one of the tools of **HonorBound** that is "a ministry to men." Daryel Erickson, a veteran Assemblies of God foreign missionary, now serves as the Assemblies of God liaison for Promise Keepers.

PK's track record reveals that men become excited about serving the Lord at PK rallies then return to their homes as spiritual dynamos. Our **HonorBound** office now offers to men of the local church PK curriculum that is designed to better equip men to serve God, their families, their church, and their community.

Evangelism and Discipleship (First and Second Base)

Another ministry to men is being headed up by Jeff Swaim, who is now head of our Men's Discipleship and Evangelism Department. Jeff is an experienced pastor with years of successful discipleship development experience. He is working now on the new **HonorBound** disci-



planship approach that will give our churches a dynamic "next step" for men who want to develop in their Christian lives.

In cooperation with Jeff, Bloomington Assembly in Bloomington, Minneapolis, is developing a new discipleship series. At the time of writing, the series was expected to now be available through the national office.

Men of Ministry/Royal Rangers (Third Base)

National Commander Ken Hunt will be leading the Men of Ministries/Royal Rangers Department. His department will service current and new programs that will involve men in ministries. While his primary focus will remain national commander, certain members of his staff will develop strong programs that will enable the man to be actively involved in ministry. For example, plans are underway to team up with existing ministries so that HonorBound men can help in disaster relief efforts and evangelism outreach to the impoverished. Efforts are also mounting to enlist Harvest Task Force teams who will travel to key areas for a time of fasting, prayer, and evangelism.

Men of Mission/Light-for-the-Lost (Home Plate)

Benny Ferguson has, for years, lead Light-for-the-Lost. His department will be the home plate our the **HonorBound** ministry, enabling men to reach their world for Christ through gospel literature. Also, Benny will continue to lead Prayer Task Force teams to foreign soil to

fast, pray, and distribute LFTL gospel literature to the spiritually lost.

Just Imagine

Now imagine with me, if you will, a group of Assemblies of God men. They have just attended a Promise Keepers rally. There they have just witnessed something never before seen: young men, old men, men of various races, men from a variety of backgrounds ... but all gathered to glorify God. They return home with a new zeal that grips their hearts to be "God's men."

The key man of this local **HonorBound** group begin by putting to practice what they have known in their hearts for years. They regularly meet for Bible study and have small group accountability gatherings wherever they can meet. The men are so excited that they bring their friends to their meetings.

Suddenly the church is full of men—more than they could have envisioned—who are *living* godly role models. The new converts in Christ are taught in weekly discipleship meetings how they can mature in Christ—making a dash from their new-found faith (first base) to second base (ministry to men: the Discipleship and Evangelism Department), where men are learning better how to serve the Lord, how to be daily disciples to one another, and how to daily witness to the spiritually lost.

The momentum does not stop there, however. These men are so desiring God's will that they want to become *actively* involved in ministry. They make


the bold move toward third base (ministry for men: the Men of Ministry/Royal Rangers Department) and become **HonorBound** Royal Rangers commanders, hospital visitation and prison ministry leaders, Church Construction Corps workers, and Convoy of Hope workers—all directed to ministering to boys and hands-on evangelism. I envision **HonorBound** men in great numbers approaching the senior commander to volunteer of themselves so they can help reach, teach, and keep boys for Christ!

These same men round third base and sprint for home plate (Men of Missions/Light-for-the-Lost Department), where they further focus on giving of their time, talent, and finances to missions. They join Light-for-the-Lost so they can reach the world for Christ through the printed page. They travel overseas to fast, pray, and distribute the gospel literature they helped purchase.

Friend, this is not imaginary. This is reality! Because God is speaking to the hearts of men as never before. Today is God's time for men to take action, and men are heeding the call.

Your prayers for the future of **HonorBound** are vitally needed. God has much in store for this ministry as we prepare the tools to help mature men into the image of Christ.

Let us become men of valor. Let us become **HonorBound: Men of Promise!**



General Secretary Reports Growth to Presbytery Springfield, MO:

Membership in the Assemblies of God was up 1.7 percent in 1995 over 1994 for a total of 1,377,320 U.S. members. There were 274 churches opened since the 1994 report. Due to merges, withdrawals, and other closings, 215 churches were removed, for a net gain of 59. There were 384,057 converts reported for 1995, an increase of 20.3 percent over the previous year, making it the highest ever reported. These were some of the statistics reported at the annual meeting of the General Presbytery by General Secretary George O. Wood.

"We rejoice in the good increases last year, not because our statistics as a Movement look better," Wood said, "but because individuals know Him whom to know is life eternal."

The church also saw the largest annual net gain in the number of ministers (452) since 1985. Water baptisms and Holy Spirit baptisms also increased by 2.2 and 1.9 percent, respectively.

Wood reminded the presbyters that "church statistics,

even when they look good, can be deceptive. No matter how much grain is in the barn, there is still more in the fields. No matter how many persons worship inside the church, still more outside remain unreached."

Welcome New Employees:

We are pleased to introduce two new employees here at the national Royal Rangers

work with and are a great asset to the ministry. Welcome, Brenda and Beverly!

In past issues of the *High Adventure Leader* and *National Network*, we had expressed our appreciation to Donna Jester for her years of dedicated service. Now at the departure of Phyllis Dodson, we also wish to share our thanks to her for serving 18 faithful years here at the national office.

Harvest Task Force—from the desk of Marshall Bruner:

I was privileged to attend the West Florida District HTF, conducted by District Commander Paul Coroleuski. There men from the district and myself, about 10 of us, gathered in Tallahassee to break



Department. Brenda Thomas joined the staff on September 4, 1996, serving as secretary to National Commander Ken Hunt. Beverly Delpert joined the staff September 23, 1996, to serve as secretary to Marshall Bruner (national public relations coordinator) and as the national chartering secretary, replacing Phyllis Dodson. Both Brenda and Beverly are delightful to


down the strongholds of that city. We joined with Rev. Pat Imbimbo, district appointed home missionary, to evangelize the children he and his team minister to weekly through Sidewalk Sunday School. On a Saturday the HTF team assisted Pat and his Metro Ministries team in two evangelistic outreaches. At the first site, the HTF team recruited 30 inner-

city boys into Royal Rangers, making this the first ever urban outpost in Tallahassee. Praise God! At both sites the HTF team distributed *The Book of Hope*, our Junior Councilmen project.

The following day Pat jokingly explained that our HTF team had caused him a bit of problems. Pat had received several phone calls from mothers wanting to know if he had planned to start-up a similar program for the girls.

Our office now offers a tremendous tool to help promote the HTF, called *Harvest Task Force: Breaking Powers Through Prayer*. You can obtain the video for only \$10 by calling 1-800-641-4310 and ordering item number 729-064.

.....



High Adventure Subscription Policy Change:

Recently we have adjusted our subscription policy. Effective immediately subscriptions are available to nonchartered outposts for the *High Adventure*


Leader. Subscriptions to the *High Adventure* exclusively are no longer available. Royal Rangers who attend a chartered outpost will continue to automatically receive the 16-page, full-color magazine *High Adventure*.

The yearly subscription rate is as follows: \$9 for bulk mailing (five subscriptions or more to same mailing address), \$9.95 for single mailing, and \$13.95 for overseas mailing.

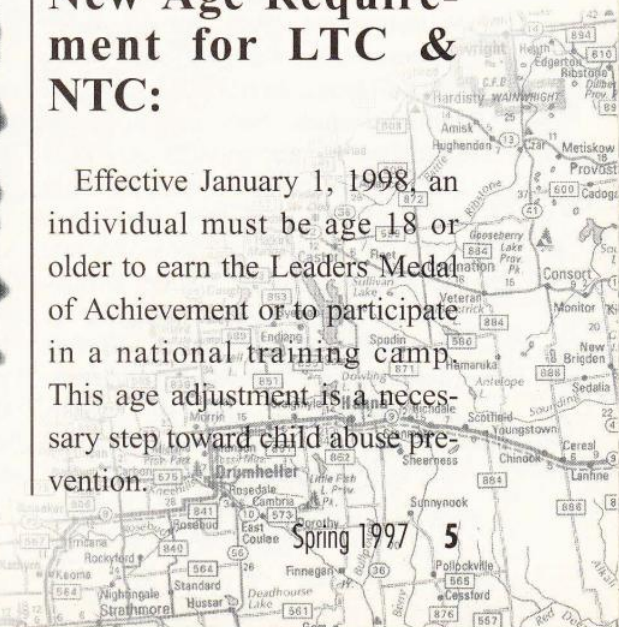
Individuals can subscribe by calling 1-800-641-4310.

New Age Requirement for LTC & NTC:

Effective January 1, 1998, an individual must be age 18 or older to earn the Leaders Medal of Achievement or to participate in a national training camp. This age adjustment is a necessary step toward child abuse prevention.



Commanders signing up boys in Tallahassee, Florida, to participate in the first ever Metro Assembly outpost.



YOUR OUTPOST PLANNING GUIDE



by John Eller,
national
dispatcher

Straight Arrows/Buckaroos

Overall Approach: Travel is the focus of this quarter. Most of your boys like to go places and do things. This is your opportunity to build upon the adventure and excitement in travel. While most of your boys will be interested in travel for pleasure, they will also relate to some of the aspects of travel in business, commerce, and in other areas.

March

1st Week—Local Travel: Ask your boys to help you with a list of trips near home: (1) work, (2) school, (3) store or mall, (4) visit relatives or friends, (5) church, (6) hospital or doctor, etc. Are some trips more important than others? Suppose you had to walk everywhere or go on horseback. Do vehicles get us there faster? How many cars does your family have? How many drivers are in your family?

2nd Week—County: Write the name of your county on a chalk or dry erase board. Give a brief history of when your county was founded, who the founders or first settlers were, and how it got its name. This information is usually available through the county courthouse. Point out at least 10 important places in your county such as buildings, historical sites, and housing areas. How many towns or cities are in your county? Are there farming interests? What companies or businesses are in your area? Ask your boys for suggestions of where they would most like to visit. Display a map of your county pointing out the major roads or streets. Explain that many roads derived their names from people who first lived there. Other roads may have been first laid out by American Indians or a wagon

train. Where are the schools, medical facilities, and government offices? Is the post office in a convenient location? Where is the county line? How was that determined?

3rd Week—State: An enlarged map of your state will be very helpful. Here is your chance to teach the basic history of your state which could include first settlers, early history, and when your state was admitted to the Union. How was the name determined?



Who was the first governor? Who are some outstanding historical figures from the past? What is the capital? What major highways lead to and from the capital? Who is the present governor? Who are the representatives from your area to the state legislature? Make note of two or three important sites and explain what happened in your state's history. Were any battles ever fought in your state? Where are your state parks and public recreation areas? How did the rivers, streams, or coastline affect the development of your state? Who are some famous people from your state such as soldiers, inventors, clergymen, or politicians? Display a state flag; tell why it is important.

4th Week—Region: Using a map of the United States, show how this country is divided into regions. Using your state as an example, show how other states, countries, or oceans border yours. Are any boundary lines determined by rivers or bodies of water? Does your state share a border with Canada or Mexico? Allow the boys to make suggestions of good places to visit in your region. What do neighboring states or areas have to offer? How does your state fit into the history of your region. Ask what

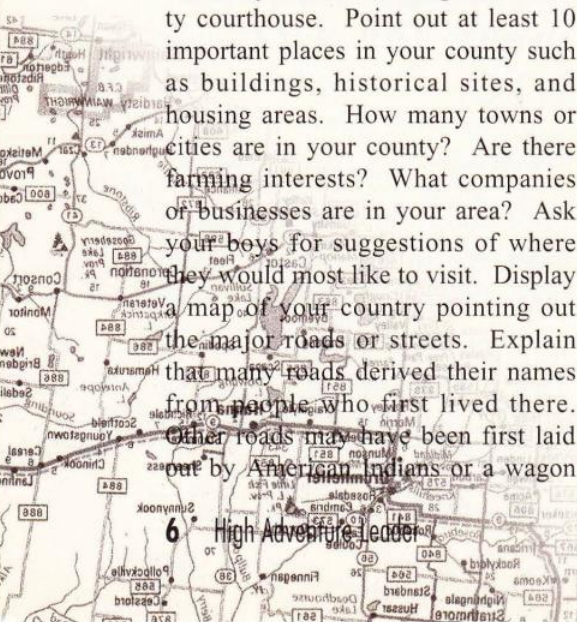
happens when you cross a state line or border. Point out the interstate highways and other important routes. Why do roads have numbers? How did some roads get their names? From your area, what is the best way to visit another state? Can all areas of your region be visited by automobile, or do you need a boat or airplane? How is your state like your region? What about the climate and weather in your area? Are there good vacation areas?

5th Week—National: A large wall map will help your boys see the scope of our country. Using an alphabetical list of the 50 states, point to each one as you call the name. Ask for a rousing voice of approval for your home state. Why is a map of our country important? Give a brief history starting with Columbus. Point out Plymouth Rock and the original Thirteen Colonies. Why is our capital on one side of the country? Explain a little about the Louisiana Purchase and how this helped to expand our borders from ocean to ocean. Tell how different states were added. The last two states to be added were Alaska and Hawaii. During the Civil War some states left the Union, but they came back. Why do we call our country "united"? What does "one nation under God" mean? If you could live anywhere else, where would you want to be? Point out some important historical sites and national parks. What is the best way to drive across the United States? Discuss flying between major cities.



April

1st Week—Spring travel: Show how we are affected by seasonal travel. What are some things to watch for when traveling during the spring? (1) Rainy, (2) windy, (3) warming trends, (4) highways not as crowded in some areas, (5) scenic beauty, (6) awakening of new life. Do many areas show



YOUR OUTPOST PLANNING GUIDE

renewal in spring? Why? Most boys are limited by travel this time of the year because of school. However, you can brainstorm for ideas for hikes, overnight camp-outs, and shorter trips. List some places that would be neat to visit within a 50-mile radius. Will sudden changes in the weather affect travel plans? Which is most fun: to travel in separate vehicles or in a bus or van? What kinds of events or festivals could your boys enjoy in your area? Ask your boys to think of at least five good reasons for travel this time of the year. Are there places they could visit now that would be difficult in fall or winter? Plan an outing to welcome spring.

2nd Week—Summer: What would life be without the good ole summertime? Focus on the months of June, July, and August, and give your boys a chance to dream. Ask your boys what they would like to do



when school is out. List these on an overhead projector and ask them to rate their importance: (1) Vacation, (2) swimming, (3) camping, (4) visit a theme park, (5) visit relatives, (6) boating/skiing, (7) fishing, (8) computer games, (9) bicycling, and/or (10) stay up late/sleep in. Explain why there is usually more traffic during the summer. Show how the period between Memorial Day and Labor Day is important for Americans. Some families move to other locations during the summer. Why do you suppose parents would consider moving at this time? Why are jobs important? Is the summer a good time to change jobs? Why or why not? Where would you spend your dream vacation? Would you go by car, airplane, or ship? What about a trip to the ocean or the mountains?

Which is better for you and why?

3rd Week—Fall: Check out a couple of books from your local library showing the richness and beauty of fall color. Give a brief explanation why leaves change in autumn. Will you have colorful trees in your area this fall? Where do most people go to see the color? Do all leaves change at the same time? Why do some trees remain green? Do you have trees in your yard or housing area? Do you rake their leaves? Plan a nature walk to enjoy the glory of autumn. On a chalkboard, ask for ideas in planning fall activities. (1) Cookout, (2) hike, (3) camp-out, (4) trip to historical areas, etc. How do school buses affect travel in your area? Why are the buses painted as they are? What do the amber and red flashing lights mean? Why are the buses equipped with stop signs? Why

are convex mirrors and crossing guards important for safety? Are drivers especially trained for school bus travel? Do buses travel other than to and from school? How do sports teams and bands travel?

4th Week—

Winter: Find out if any of your boys have ever traveled a long distance in snow or ice. Ask them to relate some experiences. Explain that winter travel may sometimes become hazardous. Why do some areas use salt and cinders on slick roadways? If you could choose the best time of the year to travel, would you avoid winter? Why are some vehicles equipped with special tires or chains in bad weather? Do tow trucks get a lot of business in winter? What do you suppose it costs to get a tow? Why are skid trucks becoming more popular? How do colder temperatures affect the operation of a car? Tell why antifreeze is important, and how



to keep checks on other fluid levels. Many people travel between Christmas and New Year's Day. How does this add to the importance of safety? List a few trips people make in winter: (1) Ski, (2) visit kin folk, (3) ice skate, (4) go south, and/or (5) go overseas to warmer areas. Where in the world would you go this winter if you could?

May

1st Week—"Mother Earth:" Tell your boys we all need to do what we can to help "Mother Earth." Ask them each to look at their hands. Tell them each pair of hands can make a difference. Give each boy a sheet of paper with a circle on it. Ask them to "grade" how they treat the earth: a smiley face for always, a solemn face for sometimes, and a sad face for never. The earth's land is in our hands. Do we plant trees to stop soil erosion, give shade, provide homes for birds? Do we pick up at least one piece of litter each day? Does your family carry a litter bag in the car? Lead in a discussion of what can be done in your area to help the earth. Discuss adopting something like a stream or one's own lawn to keep clean. What is pollution? Can it hurt? Can we stop it? Why is it important to clean up the environment? What is being done in your area to stop pollution? List ways to help clean the air, soil, and water. If we do not, who will?

2nd Week—Recycling: Explain that recycling what we throw away or do not use helps end pollution and saves energy, money, and valuable natural resources that are used to make new things. The natural resources are in your hands. Do you bring your lunch to school in a box or reusable bag? Do you refuse to buy products that have a lot of packaging? Do you think how much you will use something before you buy it? Do you take time to repair broken things instead of just throwing them out? Do you

YOUR OUTPOST PLANNING GUIDE

always use both sides of the paper? Do you buy recycled products? Discuss some things that can be recycled. Do you have special areas where items may be taken to be recycled? What are some things we could recycle no one has thought about? What about saving on burning fuel. Could you walk or hike instead of riding in a car? Do you always turn off lights and other electrical appliances you are not using? What are you doing to help conserve?

3rd Week—Wildlife & Plants: How can we best learn about animals and their problem? Should we refuse to buy products made from threatened animals such as elephant ivory and tortoise shells? Could we adopt a wetland and watch what goes on? Is there a zoo or museum in our area we could offer to help? It is important to watch wildlife from a distance. Do not approach or touch wild animals. Do not attempt to feed wild animals. They can get sick from eating human food. They also can get used to eating human food and forget how to find their own food in nature. For what reasons could we pick or collect wild flowers? Can we photograph, draw, smell, and look? Are all bugs bad? When people plant gardens, they should use pesticides safely, or not at all. You should always grow the right plant for the right spot. Proper care of a garden includes watering and pulling weeds. What would you like in a garden? Would you prefer flowers or vegetables? Which varieties?

4th Week—Water: Show a globe and explain that about three-fourths of our planet is under water. Tell your boys that less than 1 percent of the world's water is safe to drink in its present form. Discuss how to conserve our water supply. Could you take short showers instead of baths? Could you make sure you have a full

load when using the washing machine or dishwasher? Do you keep a bottle of drinking water in the refrigerator? Do you turn off the water when you brush your teeth? Why is it important not to dump motor oil or antifreeze into storm drains? (Harmful chemicals will wash into rivers, lakes, and streams.)

Why should we rake leaves and trash out of street gutters? Why should we pick up trash on the beach and avoid being a litterbug? Why should we refuse to dump trash into the water? Explain what EPA stands for. (Environmental Protection Agency.) Their job is to protect people's health and our environment. They help keep the air clean and the water safe to drink.

Pioneers, Trailblazers, Challengers (Air-Sea-Trail Rangers)

Overall Approach: Many of your boys are interested in travel to other lands. We will focus on the aspect of world travel in March. From there we will move into the area of how to be a good host to those who visit us and how to be a good guest. Some special observations about the earth on which we live will round out the quarter.



March

1st Week—History: Explain to your boys that early travel was by very primitive means. List a few on a dry erase board: (1) Walking, (2) running, (3) swimming, (4) horse/ camel, or (5) ox cart. Explain how the wheel changed travel. Show how the invention of motorized travel caused our planet to shrink. Assign different boys to do a report on automobile, boat, airplane, and rocket travel. Point out the differences in each and how they have

affected travel. Compare walking on earth to walking on the moon. Do you think man will ever walk on other planets?

2nd Week—Modes of Travel: Research your local library for some books on travel. Display these to contrast eras, peoples, and cultures. Assign detailed reports on each of the following: (1) Chariot racing, (2) bush pilots, (3) astronauts, (4) dog sledding, (5) steamboating, (6) cross-country skiing. List on a chalkboard how different geographical regions of the world are isolated or accessible. Do a study of adaptability, such as motorcycles and bicycles in the jungles, canoes in rapids, or roller skates in warehouses. Discuss electric cars and how they could improve our air, soil, and water. If possible, plan a field trip to an assembly plant for automobiles, airplanes, or boats. Discuss the future of travel and how many needs can be matched with technology. Set up an imaginary conversation between someone who lived at the time of Christ and someone who lives today. Use creative ideas to explain today's world. Seek to understand and communicate with the average mind from the first century.

3rd Week—Speed: The slow pace of the ancient world is almost unbelievable today. A day's journey in Bible times was 18-30 miles, depending on the circumstances. A Sabbath Day's journey was less than a mile. In Civil War times, if troops could move 25 miles a day, it was considered good. Today, you can travel between many major cities in the United States in 1-2 hours. Some delays are caused by increased air traffic. Modern jets cruise at 500-600 mph. Airplanes broke the sound barrier (approximately 760 mph) decades ago. Speed has also affected land travel. Limits have been placed on roads, highways, and interstates



YOUR OUTPOST PLANNING GUIDE

across the country. If there were no posted speed limits, how fast do you think some would go? Is it always necessary to go at breakneck speed? Mention how many accidents are caused by going too fast. Should we obey the speed laws? What about the fines and penalties of going above the speed limit?

4th Week—World Travel: Using a globe or world wall map, discuss the many interesting places a person might want to visit on this planet. Discuss geographical, political, and religious topics for each region below.

Begin with

North America, to include our neighbors Canada and Mexico. Move to Central and South America and the Caribbean. What similarities and differences would you encounter in these locations? How is the geography different? How are the cultures different from ours? Move west to Australia and the Far East. Where would you like most to visit? Move across Asia to Europe, the Middle East, and Africa. Explain why these are important areas in world strategy. Discuss some of the remote places such as Siberia, North and South Poles, and the islands of the Pacific Ocean. Much of our planet can only be reached by boat or airplane. Explain how ships were important to the discovery and settling of the New World. Assign a leader or Rangers to do a report on how travel increases understanding between people and cultures. Discuss the effect Marco Polo had in his time. How do diplomats increase understanding today?

5th Week—Travel Expenses. Check with an airline and obtain the ticket prices from New York or Los Angeles to some of the major cities of the world. Check prices also aboard sailing vessels. Compare and contrast. Offer some ideas about the difference in time. Do you think modern travel is worth its price? What kind of reasons would you need to spend

money for a ticket? Would your trip need to be pleasure or business? Do airlines offer discounts? How can there be several different ticket prices for each flight? Are ships an economical way to travel? Discuss the import-export industry and how travel affects supply and demand. List five of the most important items being imported into this country. List three or more of the most important exports. What role does oil supply

play in world travel? Talk about taxes and tariffs. Why do governments want to regulate and balance

imports and exports? What are some of the positives and negatives of world trade? Do you think the system is a vehicle for the spread of the gospel?

April

1st Week—Travel Host. Ask for the definition of a good host. Answers may vary, but emphasize the proper offering of hospitality and the care and comfort of the visitor. Write on a chalk or dry erase board: "What Kind of Host Are You?" It is important to find out what guests might enjoy, and make plans that will suit their needs. When they arrive, show them around your home and offer to share things that will make their visit more pleasant. It is a good idea to make an effort to keep things a bit more tidy and to plan meals and snacks so there is enough to go around. Discuss

how to entertain a foreign exchange student or a visitor from another country. How would you overcome the language barrier? What could you do to assist your guest in daily communication? What are some ways you can make someone feel welcome? It is wise to plan

ahead, when possible, for special activities. A guest may feel some what "out-of-pocket" and need things to do to avoid boredom.

2nd Week—Being a Good Guest.



A good guest is always thoughtful. Remember, this is not your home and that someone is sharing their home with you. If you have traveled from some distance, it is a good idea to bring some special little gift from your homeland or area. This will have special meaning to those you visit. Be sure to mind your manners at all times. The old saying, "There is no place like home," is very true. You must raise your expectations of yourself when away from home. Others are watching. Try to be as tidy and neat as possible. Never leave the bed unmade or clothes/towels lying on the floor. Pick up after yourself, even if you are not required to do this at home. Learn the house rules and abide by them. Try to be quiet when others are resting or sleeping. Remember to say, "Thank you." Arrive on time and do not over-stay your welcome. Be polite and courteous. Try to be helpful. Respect the privacy of your host.

3rd Week—Hosting in the Community: Ask how many of your boys moved here from some other town or area. How did you feel coming to a new community and different school? It may have seemed strange at first, but after awhile you became accustomed to it. But the transition period can sometimes be difficult.

Try to remember how it was for you, and it will help with being a good host for newcomers.

Kids often

refer to the new kid on the block as "stuckup," when really it is simply a matter of getting used to a strange place. The new person may be afraid, upset, or even angry. When they seem remote, this is a good time to show them kindness. The Bible teaches us to make proper



YOUR OUTPOST PLANNING GUIDE

notice of strangers and to treat them kindly. (See Exodus 20:10 and Hebrews 13:2.) Try to be a friend without coming on too strong. The new person may become frightened at your approach. They may have been hurt by others, or even by moving away from their old friends. You do not want to add to that hurt.

4th Week—The New Person: It is always difficult to move. You must leave the familiar and deal with what is new and unfamiliar. You will miss your friends most. If you move, you will probably be eager to make new friends. Do not push the issue. You may scare them away. The kids all know one another, but you do not know them that well. Do not try to be buddy-buddy too soon. Give yourself a little time. Be nice and friendly, but not pushy. Remember the old saying, "Choose your friend wisely, prove your friend well; true friends like rarest gems, prove hard to tell." Most people do not make a lot of close friends. You do not need everybody that close in order to be a whole person. Watch out for telling too many personal secrets to anyone at first. It could be used against you in fun, with the other person not really knowing they are hurting you. Remember: Girls socialize through sharing. Boys socialize through activities.

May

1st Week—Protecting the Earth: Man has done some good things to protect the earth and our environment. Discuss some things that have been accomplished in your immediate area which have helped. Lead the discussion into what remains to be done. As human numbers increase, our problems increase also. We are using more land and natural resources. It is important that we pro-

tect the great variety of life on this planet. Many species have already become extinct. This is normal in nature. The problem is the rapid rate in which this is happening. Since every species is important, from the tiny bat to the huge elephant, we must protect our "biodiversity." *Bio* means life. *Diversity* means variety. By eating up to 500 pounds of leaves per day, elephants allow sunlight to stream into the forest. By digging water holes, they make drinking spots for smaller animals. One fruit bat can drop 60,000 seeds in a single evening. Rain forests need both.

2nd Week—Species: To date, scientists have identified approximately 1.4 million species on earth. There may be more. It is estimated that everyday, we lose about 70 species. That is about one every 20 minutes! *Keystone* species are the largest animals in a natural habitat. If something happens to them, the whole habitat changes. (The elephant is a keystone animal, for example.) If we do not change things in 50 years, half of all the world's large animals will be endangered or extinct. Once there were 115,000 humpback whales. Today there are fewer than 10,000. This may not be enough to keep the species going. The main reason many species are disappearing is because they lose their habitat or homes. Each year we destroy millions of acres of habitat such as tropical rain forests and wetlands. An area of rain forest as big as a football field is destroyed every sec-

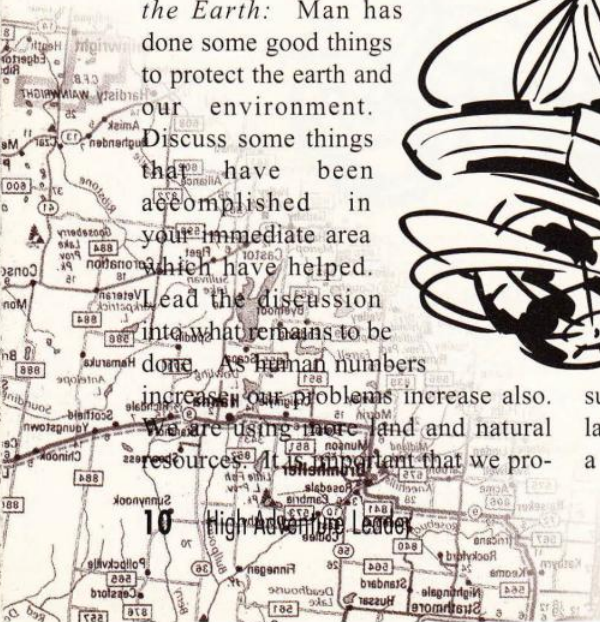

ond. Scientists believe that more than half of the world's species live in rain forests. Wetlands and coral reefs are also in danger.

3rd Week—Biodiversity: Every type of plant or animal is special or different; God made them this way. If we lose one species, we have lost a model that can never be replaced. By destroying a type of plant or animal, we give up a chance to learn how valuable it might be. One-fourth of all our prescription medicines come from wild plants. The rosy periwinkle, for example, provides two drugs that enable people with leukemia (a type of cancer) to survive. We often think of far-away places when we think of a variety of life. But right in your own neighborhood you can find examples of

"biodiversity." A species is a group of living things that share the same characteristics or traits. These special traits make

them different from all other species. Make a list of the different species in your immediate area. How are they different from one another? What is being done to preserve and protect the species in your community? Is yours a sanctuary for birds or mammals? Discuss how to protect wildlife at home.

4th Week—Zoos and Refuges: Obtain a list of zoos and wildlife refuges within a 100-mile radius. Discuss the advantages and disadvantages of each one. Plan a field trip to visit one or more of these areas. Compare and contrast animals in captivity and in their natural habitat. Is it possible for man to construct a totally natural habitat? Where do you think the line should be drawn between progress and protection? How can we better serve wildlife while allowing growth and expansion of our industry?




KID ACTION

LAWN ADDRESS SIGN

MATERIALS NEEDED. . .

- 1-PIECE OF WOOD, $\frac{3}{4}$ " x 6" x 18"
- 1-DOWEL ROD, $\frac{1}{4}$ " DIAMETER x 24" LONG
- SANDPAPER, COARSE AND FINE
- OUTDOOR PAINTS (2 COLORS)


FIND A $\frac{3}{4}$ " THICK
PIECE OF WOOD
AND CUT IT TO A
6 x 18 SIZE USING
A CROSSCUT SAW.




LAYOUT AND
BORE TWO
 $\frac{1}{4}$ " DIAMETER
HOLES 2"
DEEP.




SAND ALL
SURFACES
USING THE
COARSE THEN
FINE SAND-
PAPER.



CUT THE DOWEL
ROD IN HALF
THEN WHITTLE
TWO SHARP
POINTS.

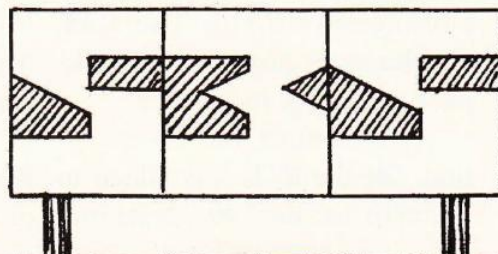



INSERT THE RODS
INTO THE TWO
HOLES AND PAINT
THE PROJECT.



MZANCO

LAYOUT THE
DESIRED NUMBERS,
PAINT THEM, ALLOW
TO DRY AND
DISPLAY THE SIGN.





by *Darrell Smith*

Peninsular Florida District

Do you ever want to just leave the office, get in your car, and head out of town? If so, you are not the only one. We all have been there at one time or another.

This spring will be perfect weather to take your Rangers on an outing. Perhaps I could encourage you to take the boys on a "high adventure" trip. The United States is full of discovery.

Since my involvement in Rangers, I found that many boys have never been out of the state. Florida is flat and hot, with the highest hills being overpasses on highways. So for this and other reasons, I started the Rangers Trails Expeditions the summer of 1991. The RTE enables boys and men to backpack across the mountains.

Last summer was no exception, for the RTE was added to our trip to the 1996 National

Rendezvous at Eagle Rock. What a perfect getaway!

On July 6, we arrived at Black Rock Mountain State Park where we met another group. Another group from

Miami had met with us for the trip. Upon arrival, we set up camp and discussed our trip agenda. The temperature that evening was in the 70s—much cooler than Florida, which was in the upper 80s.

Morning was here and we struck camp, loaded our vehicles, and started up to Mount Mitchell State Park. Mount Mitchell is the highest peak east of the Mississippi River at an elevation of 6,684 feet. Once

we arrived, we unloaded and set out to Maple Camp Bald for the first night on the trail. The weather and temperature are the same at Mount Mitchell as they are in Canada.



The mountain has a forest of Fraser fir. The fragrance on the trail is like you would find when you buy a Christmas tree. This is one of the many pleasures on the trail. It is always unique to hike on a ridge where the views are awesome.

By lunch we looked back at the tower on Mount Mitchell as the clouds gracefully passed from one side to the other. My brothers, whom I have been with on many trips as a family, came along. They had never been on a backpacking trip before.

One of the tents that was staked down, but had no gear in it, was caught by a breeze and became airborne. We watched as it flew around on the mountain. After about 5 minutes, the wind died down, the tent floated down, and we were able to recover it. We caught part of the event on video and sent it to the TV program, *America's Funniest Videos*.

As evening approached at Maple Camp Bald, things were back to normal. The temperature was going down and we got our camp secure. After a campfire and our devotions, we went to bed.

As the sun arose, we could see how far we had come.

We spent another 2 nights around Mount Mitchell going to other campsites. We paused once in a while for group pictures.

By Wednesday, we decided to head to the Linville Gorge Wilderness area about 12 miles away. This area is 14 miles

long and has been used in movies and on calendars. We also did some rock climbing. The elevation at the Linville Gorge is, at the highest, only in the 3,000-foot range. The rhododendron and azaleas were in bloom. What a sight to walk down a trail with white and lavender flowers everywhere we looked. We headed to Spence Ridge Trail, which would lead us to the Linville River. We picked out a campsite off the trail and started dinner. The next day we spent at the river. What a blast!

By lunch everyone was hungry. As we ate, we shared the events of the day. After lunch we headed to Shortoff Mountain.

That night at the campfire, I shared from Joshua 3:4: "that you may know the way by which you must go, for you have not passed this way before" (NKJV). Every time I go to these places, there is always something new. The events are different and things change. Everyone shared what they had seen on the trip.

The next stop was the National Rendezvous. It was a blast, the best I have been to! I knew this would be our best trip yet.




After we left the National Rendezvous, there was no doubt that God had been there. This was a trip we will not soon forget. We were gone a total of 17 days. It made a time for memories for those involved. I could tell by the looks on their faces when they saw mountains for the first time, or the excitement they showed when they crossed state lines. For me it was like going the first time.

So what are you waiting for, commander? Get out your map and plan a "high adventure" outing for your Rangers. Your involvement in the great outdoors may be their only opportunity to fully discover God's creation.

photos courtesy Darrell Smith





Devotions for Boys

by Rev. David Boyd

*Scripture verses cited from
the New International Version*

The Bread of Life

Place before the children a slice of as many different types of bread as you can find. Use pumpnickel, wheat, white, rye, or rolls, hot dog and hamburger buns, etc. Ask the boys what all of these have in common. (Desired answer: Each of these is bread.) Ask the boys what bread is for. (Probable answer: It is to put jelly on, or it is to make a sandwich with.) Explain to the boys that all around the world people eat bread. They eat bread of every type. Some people eat bread that seems as hard as a rock, but everybody eats it for the same reason. The number one purpose for bread is to give nourishment to our bodies. In some parts of the world, all the children have to eat in a whole day might be a piece of bread.

Explain a little about how

bread is made from different grains. Explain that grains are very good for us and help to keep us healthy. Ask the children what they think Jesus meant when He said that He was the Bread of Life. Give them time to discuss this. Explain to them that Jesus wants to nourish our spiritual lives. Every time we spend time with Jesus, we are feeding our spiritual lives.

Explain to the children that there are people all around this world. They are all different, like the various types of bread you have shown. But Jesus is the Bread of Life for every different person in the world, no matter what they look like on the outside. Jesus cares about everyone.

Jesus is the Bread of Life. He will nourish us spiritually every time we spend time with Him by praying, reading our Bibles, going to church, etc. The whole world needs to be told about the "Bread of Life."

Our Life "Buoy"

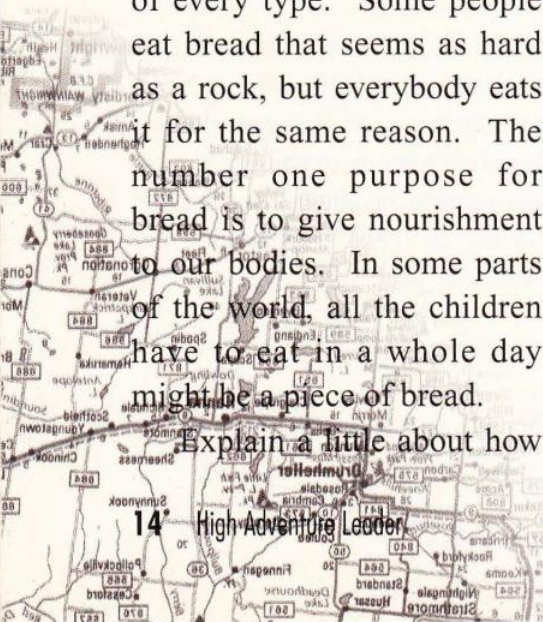
Bring to class a life preserver of some kind. You can purchase a cheap blow up life preserver from the local store if you cannot find one to borrow. Tie a rope on it.

Ask the boys what it is and what it is used for. They will know what it is and give you pretty good answers on how it is used. Explain to the children that if you were traveling around the world by boat, these life preservers would be hanging around everywhere.

Play act. Choose a volunteer to pretend he is in the water drowning.

Have him call for help. Toss him the life preserver and pretend to pull him to safety.

Write the word "Jesus" on the life preserver. Explain that God knows we are all drowning in our sins and God the Father threw His Son to us in the form of a baby. Jesus grew up and died on the cross that we might be saved from our sins. Every person who grabs hold of Jesus and



High Adventure Leader

lives for Him will be saved. God will forgive their sins. Jesus is our life "Buoy."

God sent His Son Jesus to the earth in order to be the life preserver to save us from our sins. We were drowning. Jesus can save us. We need to confess our sins and Jesus will forgive us. First John 1:9 says, "If we confess our sins, he is faithful and just and will forgive us our sins and purify us from all unrighteousness." (*Unrighteousness* is a word that means "bad things we have done." If we tell Jesus what we have done wrong and ask Him to forgive us, He will wash our sins away.)

Knock, Knock, Knock

Choose three volunteers from your class. Take them to a room where they cannot hear what is going on. Give them all the same instructions. Tell them that you will send for them one at a time. When you send for them, they are to come to your classroom and knock until the door is opened. (The door will be shut and, if possible, locked.)

Send for the first boy. As he knocks on the door, do not open it for a full 2 minutes. See what he does. Does he continue to knock? Does he pound? Does he shout? Does he give up? Relate this to prayer. Jesus said in Matthew 7:7, "Ask and it will be given to you; seek and you will

find; knock and the door will be opened to you." We are supposed to keep on asking Jesus for our requests. This is like knocking on a door. Jesus himself created this object lesson.

Send for the second boy. See how his knocking differs. Ask the boys if they noticed the difference in how the first two boys knocked on the door. Again compare this to prayer. Compare this to praying and not giving up.

Send for the last boy and repeat the process.

Children need to realize that prayer is much like knocking on a door. Sometimes the answer comes quickly and sometimes the answer takes a long time in coming. God's Word teaches us to keep on knocking.

Matthew 7:7 says, "Ask and it will be given to you; seek and you will find; knock and the door will be opened to you." We are to ask God for our needs and we are to keep on asking. Sometimes answers to prayers come quickly; other times our prayers are like knocking on a door and waiting.

Mushy Apples

Have a bowl of apples on the table. Talk to the kids about apples. Explain that everyone in the world probably has seen an apple. Have just enough apples so there is

one apple for every two boys. On the day before your class, badly bruise about half of the apples by hitting them against your countertop. This will cause them to be brown and mushy.

Cut each apple in two. After cutting it will soon be evident that some of the apples are good and some of the apples are bad. Give each boy half an apple. Talk about these apples. Ask the kids what a farmer would do if he had trees that only produced mushy apples. He would most likely cut down the trees. That is because the whole purpose of an apple tree is to produce good apples that you can eat.

Compare this to Scripture. John 15:16 says God chose us to bear good fruit. Mark 16:15 commands us to go and share Jesus with other people. Every person we win to Christ is like bearing good fruit.

All of us try to bear good fruit for Jesus by doing good things. One example of bearing good fruit is telling other people about Jesus. Another example is when we support a missionary by giving money or by praying for them.

When Jesus looks at us, what type of fruit does He see? John 15:16 says, "You did not choose me, but I chose you to go and bear fruit—fruit that will last."



1998

NATIONAL CAMPORAMA



JULY 13-17, 1998
CAMP EAGLE ROCK
EAGLE ROCK, MISSOURI

LET
FREEDOM
REIGN
ISAIAH 61:1

Have you started raising funds for the
1998 National Camporama? It's coming
sooner than you think!

Be looking for more Camporama
information soon to come your way.
Remember, be "Ready for anything"!

CAMPORAMA

A HOT GUIDE TO KEEPING YOUR COOL



T.J. CLEARY

So you just yelled at your brother for borrowing the new *D.C. Talk* tape you bought yesterday. You know you lost your cool, but hey, that's what he gets for taking your things without permission. He was warned. Just last week, in fact, you caught him in your room going through your closet. It made you so mad you gave him a pounding you'd thought he'd never forget. Apparently, he has a short memory. But you'll teach him, because if there's one thing you do well, it's getting angry, right?

Wrong. Believe it or not, there's a right way and a wrong way to get angry. While some people feel it's "unChristian" to express anger, you may be surprised to find the Bible actually offers guidelines on getting angry the right way. After all, being a Christian doesn't mean life is always great.

So the next time your feelings start boiling inside of you, count to 10 and remind yourself that God's Book says, "Be angry, and yet do not sin; do not let the sun go down on your anger" (Ephesians 4:26, NASB).

But isn't that a contradiction? How can you get angry at someone and not sin? Getting angry *means* blowing your top, saying things you'll regret, and even hitting someone—doesn't it? While all those *are* ways to express your anger, they're not the best ways. Notice that there's a three-fold strategy to getting angry the right way.

First, you're told to *be angry*. Certain people (like a nosy little brother) and situations (like getting grounded for missing curfew) are bound to make you mad. Just be sure you're getting angry for the right reason. If borrowing a tape or snooping through your closet without permission isn't cause for erupting like Mount St. Helens, then what is? Let's look at a biblical example.

Numerous times during His ministry, Jesus became angry with the scribes and Pharisees. Why?

Because they taught people to follow the wrong path to God and thus led those people straight to the gates of hell.

Jesus told them, "You appear to people as righteous but on the inside you are full of hypocrisy and wickedness" (Matthew 23:28, NIV). Our Lord spoke angrily in order to change this situation and show men the true way to God—through himself. Jesus knew what was important enough to get angry about (where people would spend eternity) and what wasn't (like when the scribes and Pharisees came down on Him because of some of the guys He hung with).

While most of you know how to get angry, it's the second step you need to work on: be angry, *but do not sin*—express your anger the right way. The silent treatment, screaming matches, or even slugfests don't accomplish anything. If something is important enough to get angry about, then it's important enough to try to work out. Instead of getting angry, channel your anger into constructive action. Work out a deal with your brother that new tapes are off-limits for 2 weeks. After that, they may be borrowed *with permission and with reciprocity*. That means the next time it's *his* turn to buy the tape, and *you* get to borrow it when 2 weeks are up.

Last, we're told not to "let the sun go down on our anger." Whatever has you angry, settle it quickly. Borrowing a tape without permission will suddenly remind you of every wrong your twerpy brother ever committed against you. Now not only are you dealing with the problem at hand, but with another list of grievances as long as your arm. The wise thing to do if you're angry is to deal with it quickly.

So the next time you're miffed because your tape is gone... or your brother is wearing your Air Jordans, or your parents have denied permission for some special event, stop, count to 10, and keep your cool in a hot situation.

HIS AND HER CURSES



BY

LORRAINE MASTRORIO

"Listen, I tell you a mystery: We will not all sleep, but we will all be changed in a flash, in the twinkling of an eye, at the last trumpet. For the trumpet will sound, the dead will be raised imperishable, and we will be changed" (1 Corinthians 15:51,52, NIV).

Ancient Egyptians believed that when people died, their souls went to a spirit world. There the souls lived much as people had lived on earth. Wealthy Egyptians buried people with supplies they might need in their next life. Into their burial tombs, they put food, furniture, gold, silver, and sometimes even living wives and pets.

Egyptians wanted the body of the dead person to last a long time because they thought the spirit could not live without its body. They turned dead bodies into mummies. A mummy is simply a body that has been preserved by drying. Priests and mourners first removed all the organs except the heart. The heart was supposed to be the center of intelligence and feelings. Most of the other organs were put in separate containers. Then the body was covered with a kind of salt called natron. The natron soaked up moisture from the body.

When the body was completely dry, people wrapped long strips of cloth around it. They poured perfumed oils on the wrappings. Sometimes they put a mask over the face of the mummy. The mask showed what the living person looked like. Then the mummy was put inside one of the coffins, shaped like the mummy.



Cemetery guards often could not stop grave robbers from breaking into the tombs. Not even curses stopped some tomb robbers. An ancient Egyptian couple, Pet-et-ty and his wife Nesey-seker, had their tomb carefully guarded by "his and her curses." For over 4,000 years, their tomb in Giza Plateau, Egypt, remained undisturbed.

Spine-tingling warnings to robbers were written in hieroglyphics over the burial chamber. When translated and read, "his" curse summoned crocodiles, lions, and hippopotamuses to eat anyone who dared disturb the tomb. "Her" curse summoned these animals plus scorpions and snakes to the warning. The archaeologist who unearthed this tomb wondered if "her" curses show that ladies in ancient Egypt sought more revenge than men!


Today, we know from archaeological digs, the mummies inside the tombs never moved—unless by grave robbers or archaeologists. King Tut died in 1325 B.C. Even when scientists found King Tut's famous tomb in 1922, Tut's mummy lay inside. None of his gold and treasures were spent. No one doubted the mummy was King Tut himself. His name was engraved in hieroglyphics. Above it was engraved the symbol that looks like a cross with a loop on top and is called an *ankh*. To Egyptians, this sign symbolized life. How sad for King Tut to believe in this false sign of eternal life.

Christians know the truth about life after death from the Bible. Jesus said: "I am the resurrection and the life. He who believes in me will live, even though he dies" (John 11:25, NIV). Christians respectfully embalm the bodies of departed loved ones and bury them in coffins, but we know the human body disintegrates into dust. "You turn men back to dust, saying, 'Return to dust,' O sons of men" (Psalm 90:3, NIV).

No Christian's tombstones are marked with "curses." Instead, grave markers often display the cross of Jesus' promise: I am the Resurrection. We know the body returns to dust; we expect it to be resurrected to eternal life!

The Bible says one day soon Jesus will come back to gather up all the believers—living and dead! Every believer will rise up, up into the sky to meet Jesus. We will enjoy a huge reunion in the clouds. Then, we will live forever with Him. And as for our human bodies, the Bible tells it like it is: "In a flash, in the twinkling of an eye, at the last trumpet. For the trumpet will sound, the dead will be raised imperishable, and will be changed" (1 Corinthians 15:52, NIV).

Our bodies will be changed from a substance that can die to bodies that can never, ever die again! What do we have to bring with us when we die to make sure we go to heaven? Getting mummified won't do it! How do we receive eternal life? The Bible says, "Everyone who calls on the name of the Lord will be saved" (Romans 10:13, NIV).




RASCAL RANGERS



BY: DAVID SMITH



BOB HEARD SOME BAD THINGS
HE SHOULDN'T BE LISTENING TO.



BOB FOUND OUT THAT HIS HEART
WAS DIRTY WITH SIN, AND HE NEEDED
TO CLEAN UP HIS ACT.



BOB ASKED JESUS TO CLEAN UP HIS HEART AND
JESUS HELPED BOB CLEAN UP THE REST OF HIMSELF.


**A ROYAL RANGER MUST BE
CLEAN. CLEAN IN BODY,
MIND, SPEECH, AND HEART.
ASK JESUS TO HELP YOU
BE CLEAN AND HE
WILL—JESUS GAVE HIS LIFE
SO THAT YOU CAN BE CLEAN!**



OUTPOST FEATURE

THE QUEST

by Steve McFarland



Have you heard what Outpost 10, from Indiana, did with a Buick, a Pontiac, and an old Chrysler?

Maybe you can tell someone what they did with 2- by 4-inch boards, duct tape, some Nerf footballs, plywood, paint, miniature horses, and assorted small hardware. Outpost 10, combined with Rangers from four other outposts and a couple of boys who are associated with Rangers from another church, made "Knights Quest" a success.

The Rangers got to be knights for Friday evening and Saturday. They experienced the thrill of

the meeting of shield and sword, the crash of lance and shield on the jousting field. The thud of a mace crashing onto the surface of a shield was also experienced. Some found the thrill of victory, others the ringing of the head as the padded weapons crashed against the metal helmets.

Forty-nine boys and men attended Knights Quest.

They participated in the second event sponsored by Outpost 10. They were guests at Richmond, Indiana. They came from various parts of the state. Some traveled for 5 hours to attend. They were not disappointed.

Find someone proudly wearing a Knights




photo by Dana Lemieux

Quest pin or a red beret with a silver pin on it and ask him about Knights Quest. He will speak with a zeal in his voice about the drama, the events, and the adventure.

The highlight of Knights Quest was the devotional on Friday evening. The theme was "Overcoming Fear." Six boys overcame the fear of sin and accepted Jesus. On Saturday two of their brother Rangers were filled with the Holy Spirit.

The outpost from Martinsville was blessed when Shawn Burke found the "Regents Grail." The outpost was awarded the Regents Grail in a special ceremony in front of their congregation. Shawn also received a *sir coat*, which is worn by the Regent for his efforts at Knights Quest.

The Buick became the maroon helmets; the Pontiac, the blue helmets; the Chrysler, the black helmets or something like that. Honestly, I don't remember,



but our good friend and Ranger supporter Hoppy can tell us. He did a great job for us and we thank him.

Each outpost should develop good concepts, ideas, and events that will reach, teach, and keep boys for Jesus Christ. Ask for help, work together, and you too can have a great event.



*Page 15 photos courtesy of Steve McFarland

You see them all around—T-shirts! Everybody's wearing them and making a statement. One person supports his sports team, while another displays the dark world of the secular heavy metal music he honors. Take a stand. Let people in your church and community know what you're proud of—being a Royal Ranger! Durable polycotton T-shirts in all sizes.

ROYAL RANGERS T-SHIRT, LEFT FRONT EMBLEM

Boys S (6-8)	08RH0700	\$6.50
Boys M (10-12)	08RH0701	\$6.50
Boys L (14-16)	08RH0703	\$6.50
Adult S	08RH0704	\$7.50
Adult M	08RH0705	\$7.50
Adult L	08RH0706	\$7.50
Adult XL	08RH0707	\$7.50
Adult XXL	08RH0723	\$8.50

ROYAL RANGERS T-SHIRT, CENTER FRONT EMBLEM

Boys S (6-8)	08RH0253	\$6.50
Boys M (10-12)	08RH0255	\$6.50
Boys L (14-16)	08RH0256	\$6.50
Adult S	08RH0257	\$7.50
Adult M	08RH0258	\$7.50
Adult L	08RH0259	\$7.50
Adult XL	08RH0260	\$7.50
Adult XXL	08RH0298	\$8.50
Adult XXXL	08RH0316	\$9.50

ROYAL RANGERS STARBURST T-SHIRT

Youth (10-12)	08RH1053	\$6.95
Youth (14-16)	08RH1054	\$6.95
Adult S	08RH1055	\$7.95
Adult M	08RH1056	\$7.95
Adult L	08RH1057	\$7.95
Adult XL	08RH1058	\$7.95
Adult XXL	08RH1059	\$8.95

URBAN RANGERS T-SHIRT

Adult L	72RH9058	\$9.00
Adult XL	72RH9059	\$9.00
Adult XXL	72RH9060	\$9.00

STRAIGHT ARROWS T-SHIRT

Boys XS	08RH0660	\$6.50
Boys S (6-8)	08RH0661	\$6.50
Boys M (10-12)	08RH0662	\$6.50
Adult S	08RH0788	\$7.50
Adult M	08RH0789	\$7.50
Adult L	08RH0790	\$7.50
Adult XL	08RH0791	\$7.50
Adult XXL	08RH0792	\$8.50

BUCKAROOS T-SHIRT



Boys S (6-8)	08RH0663	\$6.50
Boys M (10-12)	08RH0664	\$6.50
Boys L (14-16)	08RH0665	\$6.50
Adult S	08RH0793	\$7.50
Adult M	08RH0794	\$7.50
Adult L	08RH0795	\$7.50
Adult XL	08RH0796	\$7.50
Adult XXL	08RH0797	\$8.50

PIONEERS T-SHIRT

Youth (10-12)	08RH1100	\$6.50
Youth (14-16)	08RH1101	\$6.50
Adult S	08RH1102	\$7.50
Adult M	08RH1103	\$7.50
Adult L	08RH1104	\$7.50
Adult XL	08RH1105	\$7.50
Adult XXL	08RH1106	\$8.50

TRAILBLAZERS T-SHIRT

Youth (10-12)	08RH1107	\$6.50
Youth (14-16)	08RH1108	\$6.50
Adult S	08RH1109	\$7.50
Adult M	08RH1110	\$7.50
Adult L	08RH1111	\$7.50
Adult XL	08RH1112	\$7.50
Adult XXL	08RH1113	\$8.50



Call Toll Free
1-800-641-4310

(\$5 minimum)

Fax Toll Free
1-800-328-0294

(\$5 minimum)

International Fax
1-417-862-5881

GOSPEL PUBLISHING HOUSE 1445 Boonville Avenue, Springfield, MO 65802-1894

Postage and handling charges: Less than \$10.00, 15%; \$10.00-\$49.99, 10%; \$50.00 or more, 8%. State sales tax: CA, 7.25%. Foreign orders will be billed actual shipping. Prices are subject to change without notice. All orders subject to credit approval. MasterCard, VISA, and Discover accepted. Please provide card number, signature, and expiration date.