

LET THE RIVERS CLAP THEIR HANDS; LET THE HILLS BE JOYFUL TOGETHER BEFORE THE LORD.

# HIGH Adventure


Leader's Edition • Summer 2000

Why should you read the Bible everyday?

## Living by God's Word

Canoe Outings  
Don't Have To  
Be **RUGGED**...  
To Be **ENJOYABLE!**

### CANOEING POPULARITY



### God's Mighty Earthworm



<http://royalrangers.ag.org>

# HIGH Adventure



**Sometimes a Forest Fire is Necessary**

**3**

**The Value of Royal Rangers**

**4**

**Living By God's Word**

**6**

**Canoeing Popularity**

**8**

**Rascal Rangers**

**10**

**Darby Jones**


**12**

**The Room**

**14**

**Comedy Corner**

**15**



**T**he most marvelous of God's tiny creatures must surely be the earthworm. His seemingly simple body structure is really a marvelous creation, and the services he performs for man are truly astounding.

Even before man began to plow the earth to plant crops, the humble earthworm was working the soil and keeping it fertile. The network of tunnels that he digs in the earth allow moisture and air to reach the lower levels of soil, keeping it moist and porous. These tunnels also provide ready-made channels in which plants may spread their roots as they grow and seek moisture.

Recycling is nothing new to this little fellow. Following God's plan for his simple life, he has been doing it for centuries. While excavating his tunnels, he does not merely shove the soil aside—he eats it! The decayed plant material in the soil serves as his food. The rest, while

## God's Mighty Earthworm

by Sonia A. RANDALL

passing through his body, is broken down into various earth minerals and chemicals which are now in a form that tender young plants can easily absorb.

This little laborer propels himself through his tunnel using 200 ringed ribs. He expands the rear ribs until they have a firm grip on the sides of his tunnel. Then he contracts the ribs in front and pushes. By alternately expanding and contracting, he moves steadily forward widening and smoothing his tunnel. At the same time, a mucus exudes from his pores to harden the sides of the tunnel and prevent them from falling in.

It is estimated that a population of earthworms on an acre of land will move two to three tons of soil in a year. Under good conditions, they can move even more. This probably makes the earthworm stronger than any other creature in proportion to his size.

So, next time you turn up an earthworm in your garden, don't be disgusted. Remember what a miracle worker this little fellow is and place him gently back in the soil. He and his friends can do more for your garden than an expert gardener working 24 hours a day!

HIGH ADVENTURE—Volume 30, Number 1 ISSN (0190-3802) published quarterly by Royal Rangers; 1445 Boonville Avenue; Springfield MO 65802-1894. Subscription rates: (*High Adventure Leader* only) single subscription \$9.95 a year; bundle (minimum of five subscriptions, all mailed to one address) \$9.00 a year, \$13.95 (foreign mailing address).

©2000 General Council of the Assemblies of God, Inc., Gospel Publishing House. Printed in USA. Periodicals postage paid at Springfield, Mo. POSTMASTER: Send address changes to *High Adventure*; 1445 Boonville; Springfield, MO 65802-1894.

**RICHARD MARIOTT**, *Publications Manager*

**MARSHALL BRUNER**, *Editor-in-chief*

**BROTHER JONES ARTWORKS**, *Design*

**JAMES ERDMAN**, *Technical Editor*

**SHIRLEY SPEER**, *Technical Proofreader*



# Sometimes A FOREST FIRE Is Necessary

by Sonia A. **RANDALL**

**F**orest fires are frightening and destructive occurrences. They ruin woodlands and wreck the homes of birds, animals, and sometimes even of people.

But did you know that forest fires are necessary to make jack pine grow? These fires are also essential to one small warbler which lives in the jack pine barrens of northern Michigan?

Unbelievable as it sounds, this is how God planned it. Jack pine cones contain the seed. They hold onto it very tightly, sometimes for years, until a forest fire occurs. Then the fire's intense heat makes the cone pop open. The seed falls onto the ground, ready to start growing.

When these seeds have grown into trees between 6 and 18 feet tall, a little bird called Kirtland's warbler comes to nest in them. If the trees are shorter or taller, the warbler will not build a nest or raise a family at all that year!

You can imagine what would happen if there were no more forest fires. There would soon be no more

jack pine trees the right size and the Kirtland's warbler would have nowhere to raise its family. It could soon become extinct.

But that will not happen. Some conservation organizations found out the Kirtland's warbler was becoming very rare. So they found out where this bird's only nesting area was and began burning it every year.

They controlled the fire carefully so it wouldn't burn farther than they wanted it to. Each year they burn a different area. That way, they can be sure that, in a few years, there will

be jack pine trees of many sizes and Kirtland's warblers will come and build nests.

This is one unusual situation where a forest fire is needed. The jack pine tree needs the fire and Kirtland's warblers need the trees. And both of them need God's foresters to carefully burn over special areas, so we can all continue to enjoy both the jack pine woods and the warblers who live in them.





## What **ROYAL RANGERS** Means To Me

by Nick Adams

When I first joined Royal Rangers I was 10 years old. I was in a group called Pioneers. I thought Royal Rangers was for those weird people I saw on television that always talk about God. I soon found out Royal Rangers was for those Christians who love the Lord and know the Lord loves them. Those people witness to others. They just open their mouths and the Lord talks for them. I thought it was bad to talk about God, but I found out that it is really not you talking, it is the Lord who never leaves your side. He is there to help you when you need help. (I learned this in Royal Rangers.)

My first year in Royal Rangers I told myself not to believe in God, but I found out He loved me and He would not let me go to hell. I thank Him for giving me a second chance in life.

Before I got saved at the Royal Rangers Pow Wow of 1996, I would go up to people and push them around just to start a fight, or I would cuss at them so I could get them to hit me. I don't do that anymore because I saw what God wanted me to do. "In everything, do to others what you would have them do to you" (Matthew 7:12). I now know that and live by it. It is the Golden Rule in life. It has helped me overcome my bad habit of trying to start fights. Instead of fighting people, I now tell them what Jesus has done for me. I tell them what Jesus can do for them too. I also tell them that God is always by their side. And He will always help you when you need Him the most. When my eighth grade school year came around, I joined a group at school called FCA (Fellowship of Christian Athletes). I found out it was not just for athletes; it was just called that because the athletes usually run the school. People look at them as role models. I was an officer in FCA and I got to witness and recruit people to come to the meetings and to church. I got to talk about God.

In the beginning, when I was not in Royal Rangers, I thought talking to people about God was stupid. Now I know it's not because I do it, and it makes me feel like I have accomplished something.

There was an FCA "lock-in" at the junior high my eighth grade year, and those people who did not know who Jesus was, found out. There were 200 people there, and 120 people got saved. It was so amazing! I got to tell people about God, and I helped them find a way to get to Jesus Christ. They asked me if it was hard to find a way to heaven and I told them, "NO!" I said there is only one way and that is through Jesus Christ. They asked me who He is. I told them He is God's Son, His one and only Son, and God sent Him to the earth to die for our sins. They began to cry and pray to God, asking for forgiveness, and they asked me to pray with them. I was so happy for them.

What I am trying to say to all those people out there who are afraid to tell others about God, is that all they have to do is open their mouths and God will say the things through them. It is not hard. It may seem like it at first, but you will feel so much better after you start witnessing. Just remember B.I.B.L.E. (Basic Instructions Before Leaving Earth.) God will always help you.

When I finished the advancements that I needed to receive my Gold Medal of Achievement, I felt good. I felt like I had accomplished a lot. I felt like I got to know God better through Royal Rangers. I got to know what He did for everyone on earth. I thank Him for it too. I could not have finished this without the help of God and my commander, Jim Holder. I hope all of those Royal Rangers all over the world get their Gold Medal of Achievement. I think they should get closer to the Lord, and I encourage them to try and get the Gold Medal of Achievement. I am so grateful and honored to have finished this big achievement.

This is what Royal Rangers means to me: It is a group of kids who love the Lord and know the Lord loves them. These kids should always be ALERT, CLEAN, HONEST, COURAGEOUS, OBEDIENT, and SPIRITUAL. They should be READY FOR ANYTHING! With God's help, they do their best to serve God, their church, and their fellowman; to live by the Ranger Code; and to make the Golden Rule their daily rule. The value of Royal Rangers to me is that it has helped me get to know God better, learn who He is, and what He has done for me and those of this world. I also think it has helped me with my personal life, spiritual life, and social life. I would like to give special thanks to all the commanders who helped me accomplish this incredible goal. Thank you all for everything.

# The Value

by Joshua GORCZYA

**M**y life before Royal Rangers was what one could call busy. I went to church every Sunday, and on Tuesday I helped with sound and played the keyboard for our youth group. With all these activities, I still kept my 3.5gpa in school, along with participating in a variety of advance placement classes, founded the 3D Club, and wrestled at varsity level. Since the age of 6 I have been playing the piano, but my real passion is drums. The scouting program I was involved in met on Wednesday, the day I either worked toward, or guided my younger brother on his journey to, the highest advancement available.

I first started in the scouting program in kindergarten. Through the years, I went on many venturesome campouts and hikes. I learned many valuable skills for later in life, had a great time at camps, met a lot of nice people, earned 45 merit badges, and the top advancement. But there was always a void or hole in the program. Something was missing. The camping program first started out as a Christian organization that helped young boys become strong men. But now the focus and total structure has changed.

The reason I entered Royal Rangers was mostly because the church asked my father to be the new commander. (With his background being strong in camping, as a retired Special Forces/Infantry officer and Army Ranger, and his lifelong passion to be closer to Christ, he was exactly what they needed.) The second reason was because I wanted to see if the hole in that scouting program was filled by this program. When I joined Royal Rangers I wasn't really sure what to expect. Later I found that it gave me the opportunity to do all the camping activities and events I loved to do. Now it was with other Christians and Jesus, and the hole was filled! The presence of the Holy Spirit at the weekly meetings, campouts, and Pow Wows always added a special feeling I longed after. That too filled the hole.

The Royal Rangers program is great for boys, because when a boy enters the program he is challenged to grow mentally, physically, spiritually, and socially. He learns who Jesus is in camping, and he has a personal relationship with Christian friends and leaders. Royal Rangers helps boys learn in all of the camping activities, as well as being able to learn biblical principles through Bible studies and devotions, as well as through the example of godly leaders.

When I entered the program, I was taught that "Royal Rangers is a Christian scouting program designed to minister to the needs of boys," and the mission objective was to, "reach, teach, and keep boys for Jesus Christ." To this day, Royal Rangers has fulfilled its objectives. Being awarded the Gold Medal of

# of Royal Rangers

Achievement not only symbolizes the hard work I put into earning it; it also symbolizes that I chose the path to put God in all my life activities and to grow closer to him.

*"Train up a child in the way he should go, and when he is old he will not depart from it" (Proverbs 22:6).*

## Joshua's Bio

Joshua has attended Faith Assembly of Lacey for 6 years and joined Outpost 286 with his younger brother Chris, 2 years ago, when their father assumed the role of senior commander. He joined the outpost as a Trailblazer and quickly decided to accept the challenge to earn his Gold Medal of Achievement.



Joshua's many years in scouting served him well as he quickly started moving up the Advancement Trail. In order to qualify for his GMA, he had to go back and complete all the Pioneers advancements and Gold Track requirements in addition to all the Trailblazers requirements. Joshua continued to apply himself, and he completed all the advancement and Gold Track requirements for Pioneers, Trailblazers, and his GMA within a year and a half. He also advanced to the level of Adventurer as a Challenger. These accomplishments are even more impressive, since he earned his Boy Scout Eagle Badge and a varsity letter for wrestling during the same time period.

Joshua works hard to be the best Ranger he can. He has won Outpost Ranger of the Month many times, Outpost Ranger of the Year in 1998, Sectional Ranger of the Year in 1997 and 1998, and he also competed for

District Ranger of the Year in 1997 and 1998. In addition to his rank advancements, Joshua has earned 18 merits more than the 19 required for the GMA, for a total of 37. This qualified him for the Gold and Silver Buffaloes, which he can pin on his GMA ribbon. Joshua served as the senior guide at the 1998 Buckarama, on the 1998 Ranger Camp Honor Patrol, and he has been a Light for the Lost Junior Councilman for 2 years. With the award of the GMA, Joshua has now earned the rank of junior commander.

Joshua continues to serve God in many ways and has gone on three trips to Gleanings and a Youth With a Mission trip to Tijuana. He continues to build on the skills and character development he learned in Rangers while he attends Timberline High School as a junior and prepares for a promising future in the 3D Computer Graphics Industry.

## New Testament 2000 Pin



Help prepare your Rangers for the greatest evangelism thrust known to this ministry. Begin by involving your Rangers in earning the New Testament 2000 pin.

Our goal is to award the pin to every Royal Ranger and leader for having read the entire New Testament in a given year. The pin, which is worn on an awards vest or cap, will symbolize more than just the grand achievement itself: It will signify to everyone that the Royal Ranger or leader is gearing up spiritually for the new millennium evangelism thrust: reaching 2.5 million boys for Christ in the next 10 years.

Begin now by involving the Rangers in outpost activities related to New Testament reading. Boys can read along with an audiocassette recording of New Testament readings, for example. Whatever the approach, start today!

*Here's how to order the New Testament 2000 pin:*

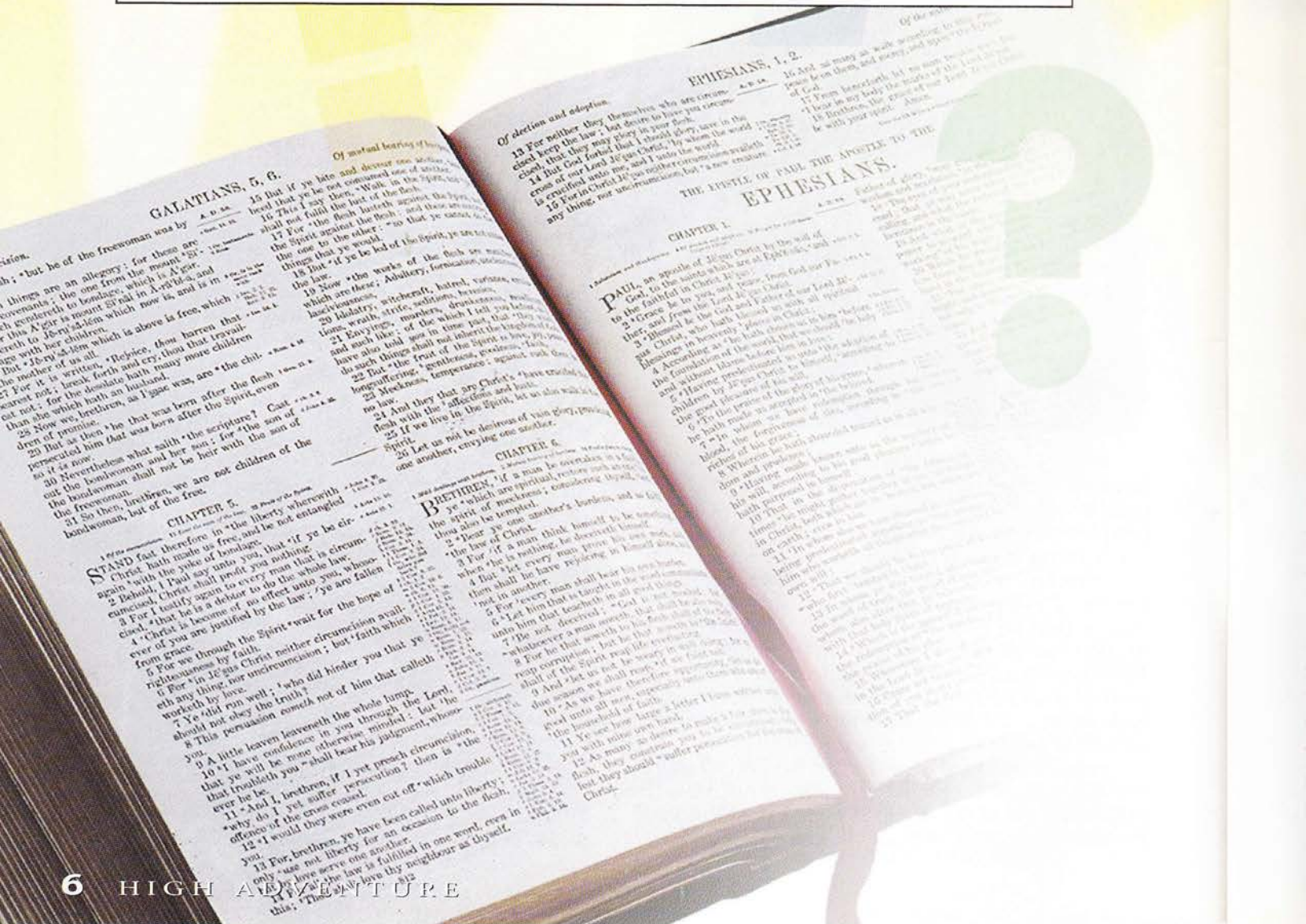
- 1) Contact Gospel Publishing House at  
**1-800-641-4310.**
- 2) Order item 15-0759 and request the Royal Rangers "New Testament 2000" pin.

*Prepare your Rangers today for the great evangelism trust tomorrow.*

# Living by God's Word

by Laura HERVEY

**Why should you read the Bible everyday?**



On Sundays you attend church and hear your pastor read God's Word. Isn't that enough? Definitely not! Imagine how hungry you would get if you ate on Sundays only. How quickly your starved body would force you to drop all your activities!

Your soul too needs food: the food of God's Word. In Matthew 4:4, Jesus plainly said, "Man does not live on bread alone, but on every word that comes from the mouth of God." If you don't feast on the Bible everyday, your soul will become weak and starved.

Do you recognize the signs of a hungry soul? Dissatisfaction, worry, discouragement, frustration, and sadness all signal your need to spend more time in God's Word.

Consider these five specific benefits from reading and studying God's Word daily:

**First:** Read the Bible to renew your mind. Everyday the world bombards you with destructive and self-centered attitudes. Jesus wants to make you "holy, cleansing" you "by the washing with water through the word" (*Ephesians 5:26, NIV*).

As you read the Bible, you gain God's perspective on your life, and your outlook becomes a God-centered hope.

Consider Romans 12:2: "...be transformed by the renewing of your mind. Then you will be able to test and approve what God's will is—his good, pleasing and perfect will." Only by studying God's Word can you uncover God's will for your life.

**Second:** Read the Bible to build up your faith. The Bible has something to say to you personally. The more you read God's Word, the better you will understand God and His ways, and the more your confidence in His love and power will grow. Romans 10:17 says, "Consequently, faith comes from hearing the message, and the message is heard through the word of Christ."

**Third:** Read the Bible to discover God's

promises. You have goals and desires—to do well in school, to find true friends, and to please your parents. God wants to bless these desires. Psalm 37:4 shows you how to receive God's blessings. "Delight yourself in the LORD"—enjoy your time with Him, time spent praying, worshiping, and reading the Bible—"and he will give you the desires of your heart."

You have obstacles to overcome. People or circumstances may be against you, but you don't have to be afraid things won't turn out for you. Consider the awesome promise of Isaiah 54:17: "No weapon forged against you will prevail." The Bible is a gold mine of promises God gives to you to meet your every need.

**Fourth:** Read the Bible to become more like Jesus. The people you spend time with influence your thinking and behavior. The more time you spend with Jesus, by praying and reading the Bible, the more like Jesus you will become. As you study God's Word, you'll learn to recognize Jesus' voice. Jesus himself promised in John 10:27: "My sheep listen to my voice; I know them, and they follow me."

**Fifth:** Read the Bible to obey Jesus' command in John 5:39: When you hear someone preaching, talking, or teaching about Christ, you must look into the Bible yourself. God

does not want you to rely on what others say about Him. He wants you to discover His truth for yourself. Show your love for the Lord Jesus by obeying this simple request, and He will teach you what He requires of you as a child of God.

To find true and lasting strength for the real you, the soul God created in His image, spend time each day feeding on His Word. Then God will nourish you on the inside until you become the person He planned for you to be. Remember Isaiah 40:30 and 31: "Even youths grow tired and weary...but those who hope in the Lord will renew their strength;...they will run and not grow weary, they will walk and not be faint."

**The people you  
spend time  
with influence  
your thinking  
and behavior.  
The more time  
you spend with  
Jesus, by praying  
and reading the  
Bible, the more  
like Jesus you  
will become.**

Canoe outings  
don't have to be

**RUGGED**

to be

enjoyable

Canoeing has come a long way since the first dugout canoes of hollowed-out tree trunks. Today canoes are made of wood/canvas, aluminum, fiberglass, plastic, and Kevlar-reinforced resin.

While canoeing is experiencing a growth in popularity across North America, it also brings risks to participants—who are often their own worst danger. Most accidents occur when canoeists attempt water conditions more demanding than their skills, knowledge, and experience can justify. Coordination, balance, and dexterity are necessary to successfully paddle a canoe.

Some people claim canoes capsize too easily.

# CANOEING

by Tom & Joanne  
**O'TOOLE**

Actually it is inexperienced or reckless people who tip canoes, because they don't know how to handle them.

Preparation is part of the key to successful canoeing, and like other forms of outdoor recreation, comes before the actual activity. Safety precautions, common sense and courtesies, and proper behavior come into play.

Before embarking on any canoe adventure, ask about the difficulty of the stream. Although most local outfitters are geared to amateurs, make sure where you plan to canoe isn't just for experienced canoeists.

Even tame streams can be menacing when the water is up, fast, or muddy. Amateurs shouldn't risk canoeing in waters they can't cope with properly.

What's safe for amateurs? When the words "slow, meandering, or pastoral" are used, it's a good bet it's amateur status.

Most rivers and streams don't stay the same year-round. Fluctuating water levels caused by rainfall can change a pastoral float to a fast, scary ride. It can turn some sour on canoeing and can also present a potential for injury.

Safety rules and regulations must be observed by everyone—by novice and experienced paddlers. Laws may differ slightly, but universal canoeing safety demands you should:


1. Have everyone in the canoe wear an approved flotation device.

**F**or specific information on canoeing in your favorite state, or in the area to which your outdoor vacation will take you, contact the Recreation Department or the Game and Fish Commission, located in the state capital. Mail addressed to a department at any state capital always gets delivered, and literature should be forthcoming.

In your local yellow pages you'll find listings for canoe sales, rentals, liveries, and outfitters. They'll gladly answer your questions, send literature, and look forward to serving your needs.



**HIGH** Adventure



# Leader

VOLUME 30 — NUMBER 1 — SUMMER 2000

National Royal Rangers Office  
1445 Boonville Avenue  
Springfield, MO 65802-1894

Phone: 417.862.2781 ext. 4181

Fax: 417.831.8230

E-mail: rangers@ag.org

## ONE-ON-ONE

# Royal Rangers: Making a Difference

"The other night, one of my commanders took me to one side. He shook my hand and said, "I just want to compliment you. You are a role model for these boys — they are wanting to get those merits and awards you have earned."

These comments were read by Southern Missouri District Commander Jerry Millhouser recently at the first-ever Gold Medal of Achievement Ceremony at Republic Assembly of God in Republic, Missouri. Jerry was reading from Jason Piatt's 500-word theme he had written to complete his requirements to earn the prestigious GMA. Jason exemplifies the integrity of the Royal Rangers ministry as he now proudly wears his GMA and is an example the other boys in Outpost 25 can follow.

Jason is 1 among the nearly 3,900 Royal Rangers who have earned the GMA. They each have learned the lessons taught by their commanders through the Royal Rangers ministry.

The character traits of one who earns the coveted GMA speak loudly of a young man: He must be one of ambition. He is one with undaunted

by Marshal Bruner



EDITOR-IN-CHIEF MINISTRIES/ PUBLICATIONS COORDINATOR

character and one who is a self-motivator. He puts to practice the Golden Rule and the Royal Rangers Code. His most valued characteristic is that he puts God first above all persons or things. Because of life's lessons taught to one seeking the honored GMA, I am confident these traits depict the characteristics of those who have earned the coveted GMA.

I am ever impressed at the Christian character traits boys learn through our Advancement Trail. The lessons taught by commanders, who become the role models and the "father figure" to many, have molded literally thousands of boys into the image of Christ.

Clanton, of Mount Prospect, Illinois, was not fortunate to have earned the GMA, but he learned through Royal Rangers the most important lesson in life. His life was quickly ended during a summer vacation when killed in an auto accident. Weeks before Clayton's fatal accident, he had been introduced to Royal Rangers. Coming from a single home plus fighting life's battles on his own, Clayton came to his first outpost meeting, wearing a "tough guy" look. He cursed and caused uproars. But the commanders never gave up on him. Clayton had asked Jesus to be Lord of his life just prior to his summer vacation.

Royal Rangers is much more than a program. Because of dedicated commanders, the lives of boys are being spiritually challenged and eternally changed. Whether through the development of the total boys for Christ structured in the Advancement Trail or through the campouts and activities with godly commanders, boys are emulating Christ as commanders mirror His likeness.

Dustin Hunter, of Argenta, Illinois, states, "Rangers has pushed me to do all I can and to do it in the name of God."

Stan Smith, of McDonald, Tennessee, notes: "Royal Rangers has taught me how to study God's Word and how to trust God in everything. Also, Royal Rangers has taught me not to give up, no matter what. It has also taught me to keep a positive attitude about my life."

Caleb Nance, of Crete, Nebraska, says: "Royal Rangers has made a profound impact upon my life. It was in Royal Rangers that I was baptized in the Holy Spirit. Many times when I have needed prayer, I could go to Royal Rangers and they were there for me."

Nathan Dennis, of Pittsfield, Massachusetts, responds: "Through the love that my Royal Rangers commanders have shown me over the years, I have seen what it means to have a genuine heart with a servant's attitude and how to live sacrificially for the salvation of boys."

Jake Garrison, of Winbek, Washington, attributes: "In my last year of Trailblazers, I was baptized in the Holy Spirit at a great Pow Wow. Having the Holy Spirit in me has given me strength for my Christian walk and a new desire to work for the Lord."

Timothy Inwood, of Abilene, Texas, writes: "Royal Rangers has taught me to have a relationship with God and to search for His will for my life and has given me spiritual leaders to look up to."

Jason Cowan, of Douglasville, Georgia, states: "The ministry has opened up windows of opportunity in various ways. I have been able to impact the lives of many boys, in return. I have been able to apply my skills in different situations that would have seemed hopeless without them."

Sergion Gonzalez, of Paramount, California, says: "One of my greatest experiences with God was at the 1992 Pacific Latin American District Camporee. At one of the night services, the Holy Spirit touched me; I will never forget that feeling. I was crying and I felt this wonderful warmth all over my body. Wow!"

Commander, its just not hard to see, is it, how wonderfully the Lord has used our ministry to forever touch the lives of boys. We can stand with pride, knowing that God is using us mightily, mirroring His image to boys. Be encouraged in the Lord, because your efforts are paying dividends. Be vigorous in your efforts as you reach, teach, and keep boys for Christ!



# Leader

ON LINE

From Richard Mariott, NATIONAL COMMANDER

## Royal Rangers for the 21st Century

### Questions and Answers about the New Programs

As the staff and myself have traveled across the nation, here are some of the most-asked questions regarding the future revisions to the Royal Rangers ministry. Keep in mind that some of these questions and answers still need to be addressed in the Royal Rangers National Executive Committee; therefore, the answers may still be in "CLAY."

**Uniforms** — The boys' uniforms will remain basically the same with advancements, awards, and locations having significant changes to reflect the new program.

- Awards vests for each outpost group for advancements, activities, and merit awards.
- Merits to be very colorful patches, instead of the present merit pins.
- Redesigned advancement system with patches, medals, and ribbon awards.
- Some locations of present awards to change and be placed on the vest.

Leaders' uniforms will remain basically the same with minor changes:

- LTC pins to be redesigned to correspond with a new LTC Academy.
- Insignia's to remain basically the same as present.
- Leaders to have optional "dress blue uniform," similar to present.

#### Leaders' and Boys' Uniforms:

- Khaki color Class A and Class B to remain.
- A "Class C" outfit consisting of a Royal Rangers T-shirt, Royal Rangers hat, and blue jeans—to be used during activities and camps at the commander's discretion.
- Casual Wear—Knit Royal Rangers polo-type shirt, Royal Rangers button-down long- and short-sleeve shirts with dockers-type pants.

#### Advancement System

The advancement system will have significant changes to reflect the new program and to allow for different options. The advancement systems will not require less from our boys. Conversely, it will allow additional advancements to be earned along the Advancement Trail. This can be done without making the system complex. Here's how:

- Very visual and easy to understand for the boys, parents, and commanders.
- Advancements will have weekly planning guides and workbooks for advancements and Bible study.
- The advancement system will have options for both circular (work to be done in the weekly meeting) and linear (work to be done outside the weekly meeting).

- The Adventure Rangers group will require both circular and linear advancements, enabling boys to advance to the Gold Medal of Achievement. The GMA requirements will be equivalent to the Boy Scouts of America's Eagle Scout Award.

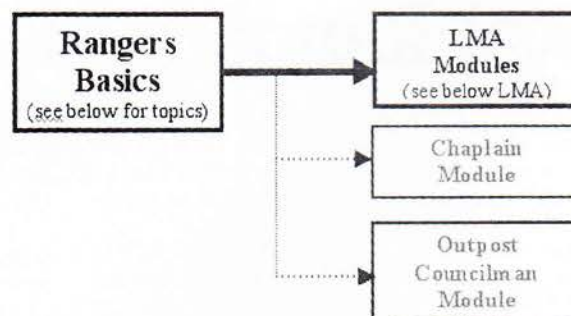


#### Leadership Training

The Leadership Training Course will be redesigned into modular-type seminar settings. These modular-type blocks will allow different, specific modulars to be taught for different types of areas the commanders may be working.

A "Commanders Leadership Training Academy" will be developed that will enable the leaders many options for continuous training. The basic LTC, levels 1-4, may look something like the following:

We are believing God for the greatest days ever for the Royal Rangers ministry. Through these efforts we are challenging every commander to the goal of reaching 2.5 million boys for Christ in the next 10 years. Are you READY?



| Rangers Basics   | LMA Modules  |
|--|--|
| <ul style="list-style-type: none"> <li>• Weekly meetings</li> <li>• Leading a boy to Christ</li> <li>• Basic discipline</li> <li>• Organizational structure</li> </ul> | Soul Winning/Discipleship/<br>Counseling (5 hours)   |
|  | Successful Outposts (5 hours)                        |
|  | Activities/Trip Planning/Health and Safety (3 hours) |
|  | Age-specific activity module (2 hours)               |
|  | First aid  |
|  | LTC camp-out or day camp, or NTC, RKTC, or NOTC      |
|  | 2 elective modules (2 hours each)                    |

## 2000 Celebration, August

Assemblies of God church leaders and lay people from around the world will be gathering at the RCA Dome in Indianapolis, Ind., August 7-10, 2000, for the Third Triennial World Assemblies of God Congress and 2000 Celebration. You're invited to attend. This unprecedented event will highlight what God has done throughout the history of the Fellowship as participants seek God for a renewed divine outpouring in the 21st century.

The Royal Rangers ministry will set up a promotional booth at the 2000 Celebration Conference, plus provide input in the activities. Royal Rangers boys and leaders will be called upon to serve as ushers, so if you can assist contact Marshall Bruner at the national Royal Rangers Office.

Reflecting the vast scope of the event, featured speakers will come from a variety of ethnic backgrounds, as well as ministry profiles.

- **John Bueno**—executive director, Division of Foreign Missions, USA
- **David Yonggi Cho**—pastor of the world's largest church with more than 760,000 members in Seoul, Korea, and chairman of the World Assemblies of God Fellowship
- **Lazarus Chakwera**—general superintendent of the Assemblies of God in Malawi
- **Charles Crabtree**—assistant general superintendent, Assemblies of God, USA
- **Hector Hunter**—general superintendent of the Assemblies of God in Cuba
- **Peter Kuzmic**—cofounder and director of the Biblical Theological Institute of Croatia
- **Marion Lim**—pastor, Singapore
- **Ron McManus**—coordinator of National Ministerial/Leadership Institutes
- **David Mohan**—pastor from Madras, India
- **Samuel Rodriguez, Jr.**—pastor from New York City
- **Robert Spence**—president, Evangel University
- **Thomas Trask**—general superintendent of the Assemblies of God, USA

Time will be given in each service for prayer and waiting on God. Wednesday will begin with a Worldwide Prayer Meeting. Superintendent Trask will lead the meeting and David Yonggi Cho will be the featured speaker. The focus of the session will be praying for needs from each region of the world, as well as the United States.

## ATTENTION COMMANDERS...

Please send us news of your Pow Wows, district/sectional events, and reports of ministry from the Convoy of Hope, Harvest Task Force, and other events happening in your area.

**Thank You!**

## Planning a Perfect Campout

By Dana Lemieux

Camping can be a wonderful adventure—one you and your boys remember for a lifetime! It's also a great opportunity to minister and teach Rangers to appreciate God's great creation.

Unless you are an experienced camper, you may be unaware of the numerous details involved in planning a successful campout. The following suggestions can help:

### ACTIVITIES

Plan a major activity such as cooking, fishing, lashing (fastening sticks or poles together with cord or twine), or hiking. Remember to keep the age and experience level of the boys in mind when planning the activities.

### DEVOTIONS

Morning Bible studies and evening devotionals are a must! Roasting marshmallows, sharing stories, and singing songs around the campfire are perfect preludes to the evening devotion.

### LOCATIONS

State or local campgrounds are excellent places to camp. They have drinking water, bathrooms, and (sometimes) showers and electricity. A nearby secluded backyard can also make a fun camping location.

Before deciding on a site, visit it to determine if it is appropriate and safe. It should be family-oriented and accommodate your planned activities. Ensure management permits the activities you have planned. Decide if you need to bring drinking water or if you can use water from a nearby stream. Stream water needs to be purified with a filter or by boiling. If the site has no bathrooms, find an area where you can make one, or rent a portable toilet.

If you plan to have a campfire, be sure your site allows them and plenty of wood is available. Check with the local fire department concerning fire regulations.

### GEAR

After planning your activities and selecting your location, make a list of all the equipment you need. (Don't skip this step!) Include tents, food, ice chest, water buckets, cooking gear (plan your menu), stoves, fuel, shovel, rake, buckets for sand or water (to put out your fire), first-aid kit, picnic tables, and items needed for your activities. Think about each aspect of the outing and what you need for each item on your agenda. Consult the *Adventures in Camping* handbook for further information.

### Pineapple Upside-Down Cake (Makes one 9-inch round cake)

- |                             |                        |
|-----------------------------|------------------------|
| 1/2 box yellow cake mix     | 1 can sliced pineapple |
| 2 Tbsps margarine or butter | 1 small jar cherries   |
| 4 to 6 Tbsps brown sugar    |                        |

Using half the ingredients make cake as directed on the box. Spread pineapple rings so they cover the bottom of the cake pan. Place a cherry in the center of each pineapple ring. Spread sugar and butter on top of ingredients. Carefully pour cake batter on top of ingredients being careful not to move the fruit.

Use a canning kettle or pot large enough to fit a 9-inch round cake pan inside without touching the sides. Place rocks at the bottom of the kettle to keep the cake pan from touching the bottom. You now have an outside oven. Place your oven on a bed of hot coals. Be sure the coals stay hot; charcoal briquettes work well. Bake cake 30 to 35 minutes, then check it for doneness. To serve, turn cake out of pan so pineapple slices are on the top.



**DOUG MARSH, Royal Rangers missionary to Latin America**

—I am excited to report that I hold in my hand a key to a brand new Ford Holland 65 HP tractor, with a front-end loader, a brush hog, and a road blade! Each of you have seen the need for this equipment, prayed for it, and participated in helping us secure it. Thank you so much!

The new tractor will help us maintain the grounds at Camp Summit here in Costa Rica and help with MAPS construction projects.

With the help of Royal Rangers supporters all over America, and my friend Steve Dow, pastor of First Assembly of God in Topeka, Kans., and Kansas District HonorBound director, we were able to purchase the other equipment mentioned. Each of you played a vital role in this. My wife Kerry and I, along with missionary colleagues Eugene and Carolyn Hunt, want to express our heartfelt thanks. “¡Mil millones de gracias!”

—Doug Marsh, Costa Rica

**From Hanspeter Neck: Royal Rangers Eurasia**

What is moving us as Christians ongoing in our hearts, and not only at the turn of a new year, is the Word of a living God, who, by His Spirit, reveals deeper and deeper the work of redemption that Jesus has accomplished! For many Royal Rangers the highlight of 1999 surely was the third EURO CAMP. The German Royal Rangers hosted very well almost 5,000 par-

ticipants from 20 nations. The theme “Breaking Barriers” and all the activities conveyed renewal, strengthening, faith, and new life in the Lord. This kind of event, taking place every fourth year, enlarges the vision of the leaders and the young people in a very valuable way.

With God’s help the basic training of the leaders and instructors could be concluded in Italy and Latvia. A start has also been done in Ukrania and Macedonia. New contacts have been established in Bulgaria, Lithuania, and Estonia. We are amazed at how God opens doors and gives contacts. In Europe the coordination of the helps and the preparation of international events are getting more considerable and the expansion of the Royal Rangers ministry is enlarging. We pray for God’s guidance in all decisions concerning the Rangers ministries here in Europe. It was and is a privilege to see how practical help is also given to the ministry by our brothers and sisters abroad. Continue praying for us as the Lord further builds the Rangers ministry in Europe.

**CONGRATULATIONS**

The following National Councilmen have earned the Light for the Lost Councilmen sapphire pin for having enrolled five or more Junior Councilmen in 1999:

- Rob Barrans, Northwest District
- Stanley Botts, Oklahoma District
- Kenny Catchot, Louisiana District
- David Christensen, Wisconsin/ N. Michigan District

- Carlos Cobos, Spanish Eastern District
- Dave Emerson, Nebraska District
- Ken Gray, Northwest District
- Kevin Molodecki, Arizona District
- Greg Stulgies, Nebraska District

The following district commanders have also earned the sapphire pin for having 20 or more Junior Councilmen sign up in their district during 1999:

- Jimmy Burnett, Northwest District
- Harry Hunt, Ohio District
- Angel Ortiz, Spanish Eastern District
- Eugene Morrison, Wisconsin/ N. Michigan District

**CURRENT EVENTS**

**Buckaroos-Straight Arrows Coordinator Appointed to National Office**



Brian Hendrickson was appointed the Straight Arrows-Buckaroos coordinator for the national Royal Rangers Department November 1, 1999. Brian and his wife Angel have four children: Tabitha, age 14, Nicole, age 12, Chris, age 11, and Karrin, age 9.

Prior to his appointment, Brian and his family lived in Loyalton, Calif. He taught kindergarten and first grade at Loyalton Elementary from September 1995 until moving to Springfield. Brian was active throughout his community while living in Loyalton, often holding down two jobs, which gave him the opportunity to work in law enforcement, resort management, and construction.

Brian graduated from Bethany College in Santa Cruz, Calif., in 1987 with a B. A. in Cultural Studies. Prior to and during his graduation there, he served in missionary and pastoral ministries for nearly 10 years. He then returned to Bethany College to complete his teacher’s certification.

Brian had been very active as a Royal Rangers commander at Loyalton Assembly of God in Loyalton. He also served in positions at the sectional and district levels for the Royal Rangers ministry.

With this wealth of experience in Royal Rangers and in education, Brian has been assigned with the responsibility to write new curricula for the Royal Rangers programs.

## AGNEWS: From This Day Forward Highlights Now Offered Via E-mail

*From This Day Forward*, the daily 15-minute radio program sponsored by the Assemblies of God, continues to share concise analyses of key issues in moral living on a growing number of radio stations across the country. Now anyone with an e-mail account has the opportunity to receive, free of charge, highlights from each broadcast's transcript.

Dr. Richard Dobbins, *From This Day Forward* host, is an Assemblies of God minister and internationally known counselor who founded EMERGE Ministries of Akron, Ohio. Dr. Dobbins' in-depth perspective shared on each broadcast has been gained through his decades of professional counseling. Cohost Pastor Jerry Qualls is pastor of Glad Tidings Church (Assemblies of God) in Norfolk, Va.

*From This Day Forward* is the newest production in a line of Assemblies of God projects dating back to the 1950's and the weekend broadcasts of C.M. Ward as host of *Revivaltime*. Early broadcasts of *Revivaltime* could be heard by an international audience, but listeners were limited to receiving them on their local radio station's schedule.

Internet technology has dramatically changed the way media ministry organizations can serve their audiences. *From This Day Forward* is no exception, with archived broadcasts available online 24 hours a day at <http://www.dayforward.org>.

"Listeners who have more limited access to the Internet may not be able to use our

audio files," says Diane Doucet, director of development for the Assemblies of God's Cardone Media Center. "By signing up for 'DayForward OnLine,' they can get the key content of our broadcasts in a print format."

The material can be put to a variety of uses by ministers and lay people alike.

Eventually, the show's website will have indexed listings, allowing visitors to access past broadcast audio files that address a specific need or printed versions of the same material.

## PAST EVENTS

### Tennessee Pathfinder Impact Kenya Africa, By Mike King

On January 13, 34 Pathfinders from Tennessee began their 17,000-mile journey to build a church and school combination in Awaso, Kenya, and a church in Talek, Kenya. This was the most complicated and expensive task our men have attempted.

The Royal Rangers Pathfinders is a special ministry partnership with the MAPS Abroad program. Members of the Royal Rangers Frontiersmen Camping Fellowship engage in church construction projects where other MAPS teams cannot go due to geographic, environmental, and/or living conditions.

The Nashville Cornerstone Church paid the building material cost. This was a great blessing for the Pathfinders since normally we pay for materials also. The travel expense

was so great that each man still had to raise \$2,500. The teams were made up of men from all across the state of Tennessee.

The present church in Awaso consisted of a few benches under a shade tree. The dust in this area is unbelievable during the dry season and the mud the same during the wet season. During the song service one would be covered with dust. The new church/school is a rock building 50- by 100-feet with a red, metal roof. On the final night at this site, a special service was held with some 400 Maasi attending to view the *Jesus Film* in their native language. Crossville Trinity Tabernacle and Murfreesboro Family Worship Center donated the projector for the film.

The church at the second site was held in the local public school at Talek. This new church is 35- by 50-feet and is located on one acre of land, which was donated to the church by the tribal chief of that area. The Pathfinders finished this rock structure with a beautiful green, metal roof and 49 solid, wooden benches and a hand-crafted podium.

The community of Talek is located 4 hours away from Awaso, which means the team was divided. Dave Wharton and Missionary J.R. Gould directed the teams, using the construction skills of Danny Rogers and Gary Follis.

Maasi warriors with bows, knives, and spears guarded each of the camps. This was a great comfort to us city folk, since we could hear the lions and hyena at night.

The teams overcame many obstacles, but with your prayers and God's help, the churches were completed on time. ♦



### Royal Rangers Court of Honor, 1999 JLTA Graduation, By James Oas

A Court of Honor was held on Sept. 11, 1999, as 13 young men graduated from the 4-year Junior Leadership Training Academy, conducted in the Northwest District. The Academy rewards the Royal Rangers

trainees a Civil War replica saber upon graduation.

Academy Director Ralph Allen and John Sleeth had a vision for bringing the JLTA to the Northwest District. Now, after its fourth year since the inception of the JLTA, the Academy rings true with leadership skills, spiritual truths, and practical applications, all of which were taught in the four camps.

These camps, which were held over the 4-year period, covered the following: Camping Leadership; Training Trails, which included rappelling; Canoe Expedition; and Survival Camp.

District Commander Jimmy Burnett and Ralph Allen honored each boy with a special ceremonial saber "display of arms" in conjunction with a reading from some of the boys. The banquet preceding the ceremony was filled to capacity

with over 200 in attendance. It was a day long awaited by these young men, who likely will not forget its importance in their lives in the years to come.

The 1999 graduates are as follows: Terry Barhitte, Daniel Cederblom, Isaac Cronk, Bryan Dormaier, Derek Fay, Joshua Granger, Robert Joecher, Nathan Johnson, Jesse Palmer, Dustin Rush, Russel Silva, Marcus Smith, and Michael Westman.



**Southern Pacific District Holds First Instructor Certification Seminar**  
**By Lorenzo Martinez**

On Oct. 21-23, 1999, the former Pacific Latin American District and now Southern Pacific Latin American District had its first-ever district ICS. Our new district now covers the entire southern California area and all of Arizona.

We had five commanders recertify and nine others who were newly certified. We want to congratulate the following commanders: Joshua Aguilar, Gabriel Bustamante, Brenda Cruz, Lupe Duran, Elias Gomez, Delmy Martinez, Robert Mena, Mauricio Panchame, Edwin Rodriguez, Zaira Romero, Joel Romero, Richard Sarinana, Roman Saucedo, and Israel Valdez. All met the certification requirements and are now teaching our men and women the exciting and challenging Leadership Training Course. We also want to thank our district commander, Freddie Espinoza, and the entire ICS teaching staff who were instrumental in making this ICS a historic event and a great success. ♦

**LEGAL UPDATES**

*The following is an excerpt from Church Law & Tax Report, prepared in part by Richard Hammar, legal counselor, The General Council of the Assemblies of God. This is not a publication of the Assemblies of God. For detailed information pertaining to these church-related legal issues, e-mail your subscription request to <http://www.iclonline.com>.*

**PERSONAL INJURIES—on church property or during church activities**

"A Missouri court found a charity liable for injuries sustained by an adult while bungee jumping at a charity-sponsored event.

"Application: Many churches have engaged in inherently dangerous activities as a way to amuse adolescents, and in some cases adults. Bungee jumping is an obvious example of such an activity. This case is important because it illustrates that a church cannot avoid liability associated with an inherently dangerous activity by hiring an independent contractor to operate or conduct it. There is one other aspect of this case that should be noted: The court ignored the 'release form' that the victim signed prior to his injury. It observed, 'one may never exonerate oneself from future liability for intentional torts or for gross negligence, or for activities involving the public interest.'"

**Sexual misconduct by clergy and church staff**

"Unsupervised contacts between male church workers and adolescent families may lead to inappropriate sexual behavior, or to false allegations of inappropriate conduct. In either case, the church worker is exposing himself and his church to legal risk."



Outreach Ministries  
**Audio and Video Libraries**

The national Royal Rangers Office now offers an audio and video series on outreach ministry, which deal with various workshop topics on evangelism.



To order, contact the national office, at 417-862-2781, ext. 4177.

**Outreach Ministries Video Library**

Contains six videos on the following subjects:

- Part 1: "Reaching the Children"  
"Leading a Child to Christ"
- Part 2: "Understanding the Minds of Children"  
"Ministry to Children"
- Part 3: "Teen Suicide & Substance Abuse"  
"Understanding the Urban Family"

Cost w/o video library holders: \$45

Cost w/ video library holders: \$60



**Outreach Ministries Audio Library**

Contains six audio cassettes in library holder with eight workshop topics:

- Part 1: "The Calling of God"  
"Meeting the Social Needs of Inner City"
- Part 2: "Ministry to Royal Rangers in Urban Areas"  
"Methods of Motivating Children"
- Part 3: "How to Share the Gospel One-on-One"
- Part 4: "The Role of the Church in Sex Education"
- Part 5: "Street Ministry"
- Part 6: "The Ministry of Drama"

Cost: \$25



**Year 2000 Commemorative Gift Set**

*Limited Edition*

Leader, here's a special Royal Rangers collectable you won't want to miss—the **Year 2000 Commemorative Gift Set**. The set includes a patch, bolo tie, and mug, each bearing the special commemorative design. This one-of-a-kind "millennial" set will commemorate 38 years of successful Royal Rangers ministry—from 1962 to 2000.

Set Cost: \$25 Cost Individually: \$5 patch, \$15 bolo tie, \$10 mug


To order, contact the national Royal Rangers Office at 417-862-2781, ext. 4177. Or send your request via e-mail—to include full name, mailing address, phone number, and GPH account number—to: [RANGERS@AG.ORG](mailto:RANGERS@AG.ORG).

# Rangers Promotional BINDER

Cost: \$18

Ideal for section, district, and regional leaders to promote Royal Rangers in the local churches

TO ORDER: Call the national office, 417-862-2781, ext. 4177



#### CONTENTS:

- Instructions for church presentation
- History of Royal Rangers
- Training opportunities
- Articles of interest
- Promotional brochures
- *High Adventure/Leader* magazine

- Harvest Task Force efforts • Order form • Catalog
- *The Last Best Thing*, Junior Councilmen project
- *Leadership Training Course* pamphlet
- *Building Bridges*, 9-minute promotional video

## FCF PRODUCTS

The national office, thanks to the financial backing of FCF, now has two new products of interest to FCF members: the *Pathfinder Missions* brochure and the *FCF Scout Handbook*. The brochure highlights the Pathfinder program and how FCF members can participate in this exciting overseas church construction ministry. The handbook includes needed information for FCF Scouts on the district, region, and national levels.

To Order,

Call 1-800-641-4310

**NEW!**

**Pathfinder  
Missions  
Brochure**

Cost: \$0.10 ea.

ITEM NUMBER: 729-019



**PATHFINDER  
MISSIONS**

BUILDING GOD'S KINGDOM

Royal Rangers Leaders assisting missionaries through construction in harsh, remote areas of the world.



**FCF Scout  
Handbook**

Cost: \$6.00

ITEM NUMBER: 729-026

# NATIONAL TRAINING CALENDAR FOR YEAR 2000

#### Advanced National Training Camp

- Michigan—Gaylord (Lost Valley Bible Camp), September 14-17

#### Buckaroos/Straight Arrows Training Conference

- Southern California—Frazier Park (Frazier Park Conference Center), August 11-13
- Washington—Silverlake Bible Camp, September 29-October 1
- Wisconsin—Spencer Lake, October 6-8
- Alabama—Springville Conference Center, October 27-29

#### National Academy

- Missouri—Eagle Rock (Camp Eagle Rock), May 10-14 (Phase 2), May 8-14 (Phase 3)

#### National Training Camp

- Wisconsin—Waupaca (Camp Wilderness), May 4-7
- Northern California—Mineral (Camp Mt. Lassen), May 18-21
- Indiana—Bruceville (Camp Arthur), May 18-21
- Mississippi—Meridian (Waukaway Springs), May 18-21
- Southern California—Pinecrest Conf. Center, September 7-10
- Southern Missouri—Eagle Rock (Camp Eagle Rock), September 7-10
- New Jersey—Woodstown (Camp Roosevelt, BSA), September 7-10
- Washington—Silverlake Bible Camp, September 28-October 1
- Alabama—Springville (Camp Lone Eagle), October 5-8
- North Texas—Maypearl (Lakeview Camp), October 12-15

#### National Training Trails

- Northern California—Placerville (Camp Loon Lake), August 24-27

**John Andrew Peebles** was ready to work, play, serve, obey, worship, live—and meet Jesus.

The 10 year old from Middletown, Rhode Island, who had just completed his Pioneers requirements and was contemplating new Rangers challenges, went home to be with Jesus October 15, nearly 5 years after being diagnosed with neuroblastoma.

But the cancer, which takes many of its patients within a year, didn't defeat John. He lived his brief years with vigor, earning pins and becoming a decorated Ranger. He checked out of the hospital to attend a Pow Wow, traveled to Disney World with his family, became a student of the Bible, and touched many lives.

"He witnessed to the point that, at his funeral, there were over 300 people there and we're not from this area. We were amazed at how God had used him," said his father John E. Peebles. "It wasn't a funeral; it was a going-home procession."

During the service at Abundant Life Assembly of God in North Swansea, Massachusetts, John's commander, Sunday school teacher, and pastor spoke of his faithfulness, courage, and faith. His Ranger outpost had a color guard; the casket was draped with a Royal Rangers flag; and his body was buried in a favorite outfit: his Rangers uniform.

"He always wore his uniform to every meeting," said John's mother, Cathy Peebles. "He had to go to the hospital on Mondays, Wednesdays, and Fridays to receive platelet treatments. If we were going to be late leaving the hospital he'd say, 'Make sure you bring my Royal Rangers uniform.'"

"The Royal Rangers program," she said, "gave him something to look forward to, a purpose, a way to focus his energy, and a sense of accomplishment. Plus, there was the sense of belonging to a group. He fit in even though he was different; they were very accepting of him."



# Royal Ranger John Andrew

John's dad agreed. "Rangers," he said, "helped mold John's character and gave him motivation to live for the Lord. It was an outlet for his faith."

## Working and playing

Keeping busy was important to John. He read, camped, collected Beanie Babies, played, and kept going, his parents said. He even built a winning Pinewood Derby car while he was in the hospital.

"We were amazed at his strength," his dad said. "He always dealt with what he had to deal with at that moment. There were times I felt I was being overwhelmed, and I looked at him and he was dealing with it."



At one point, John was legally blind and had nearly lost his hearing, but "was still going to Royal Rangers. Whenever the church doors were open, he wanted to be there," his dad said.

John attended one Pow Wow in a wheelchair after getting special permission to leave the hospital. "He was four-wheeling everywhere," Cathy said. "My husband had to hose the wheelchair down before he took it back."

John's Rangers commander, John Munley, tells how he insisted on sleeping on the ground, "like the other boys," instead of using a mat his father had brought. "For John Peebles, sleeping on the ground would cause a lot of pain, but his dad said he slept as sound as a baby that night."

### **Serving and obeying**

"John was always looking for ways to help people," his mom said.

His commander said he never heard John complain and that he rarely requested prayer for himself. Rather, he wanted the Pioneers to pray for his sisters, Tamara and Ericka, or someone he'd met at the clinic or hospital.

He made friends easily and took it upon himself to entertain and care for younger cancer patients. When a little boy became attached to one of John's toys, John gave it to him.

"He recognized how scared the little boy was," his father recalls.

### **Worshipping and living**

The Peebles had been attending Abundant Life just 2 months when their blond-headed kindergartner was diagnosed with cancer.

"This church has stood beside us during this whole time. It was a blessing to us," John's dad said.

"John was a blessing to have—just the way he loved the Lord and the way he loved the Scriptures. His walk with the Lord really became his strength," his commander said.

The Book of Revelation was John's favorite. "He read it three times in the last year. He'd say: 'I can't wait for the

### **Etc.**

Through his life and death, John left a legacy of his faith and character. "We were amazed at how many people's lives he touched during his 10 years—and how far beyond his 10 years he really was. He had great understanding," Cathy said.

A pastel of John will be featured in a millennium exhibit at the Massachusetts College of Art.

He was an example for his fellow Rangers and family. "The boys there knew John's sickness could kill him, and they watched his faithfulness and the reality of Christ in John's life. We had boys in the group who had never read the Bible. Not only were they introduced to the Word of God, but to someone who believed it with his life," John Munley said.

"It [the memorial service] was a witness of his faith," John's father said. "My family has not only heard the gospel; they've seen it through my son."

John even made an impact on his caregivers. "Right from the beginning, you could tell he was a pretty amazing kid," said Hallie Bieber, a nurse who met John at Paul Newman's camp for kids with life-threatening illnesses. "He had so much to offer.... I knew I had to take advantage of the time I was given with him because it was clearly very special. He just really gave you the strength and power to see the good in life," she said.

Hallie, who was with John and his family when he died, was amazed by the "incredible peace" in the hospital room.

"John's confidence in his salvation is the reason," his parents said.

"We were talking with him and we sang the Doxology," his dad said. "He was in my wife's arms; God's presence was so real. John literally went from my wife's arms to God's arms."

Cathy said, "His feeling always was: 'If God heals me, that's great. If not, I'll be with Jesus.'"

# **Peebles was ready!**

*by Becky Walters Reigel*

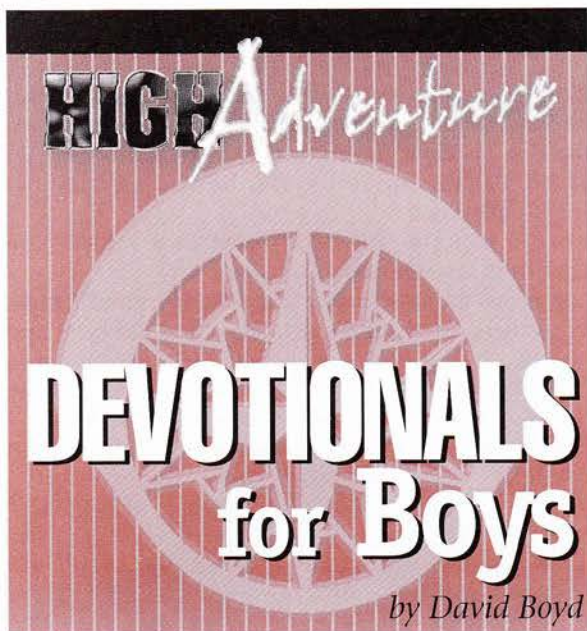
Lord to return. When do you think He's going to come back?" Cathy said.

He also learned the power in praise. When drugs caused him to have nightmares, John's father found him singing praises. "John knew that worship brought God's presence into his life," he said.

John's stamina impressed many, including his pastor.

"John never quit," said Pastor Harold Mizner. "He just kept involved in things."

"He never let it stop him," Cathy agreed. "He'd carry the IV pumps around. In Rangers he'd play the games he could. And during the ones that he couldn't, he would just cheer on the others who were playing."



Nail a rubber snake to a pole. Spray paint the snake the color gold (brass). Show the boys what it looks like. Why do you suppose God did that? Why do you suppose He wanted the people to look at the snake that had been lifted up in order to be saved?

God was building His own object lesson for the future. In John 3, Jesus used this story as an object lesson. The Israelites knew the story of the brass snake being lifted up. Jesus said in John 3:14, 15, "Just as Moses lifted up the snake in the desert, so the Son of Man must be lifted up, that everyone who believes in him may have eternal life."

How was Jesus using this story about the brass snake on a pole as an object lesson about himself? He was saying that He would have to be killed and raised up on a pole (a cross) for all to see, so that everyone who looked to Jesus and believed on Him could be saved from sin and death.

Jesus was lifted up on a cross. He gave His life for us. All who look to Him and ask Him into their lives will be saved! If you haven't asked Jesus into your heart, do it right now.

Repeat this prayer: "Jesus, I believe that You are the Son of God. I believe You gave Your life for me. Please come into my life and forgive me of all my sin. Help me to live my life for You from now on. Thank you, Jesus, for washing away my sins. Amen." John 1:12: "Yet to all who received him, to those who believed in his name, he gave the right to become children of God."

There are many promises in God's Word. These two promise us that God will give us eternal life in heaven if we believe in Him. God's Word is so wonderful; it's better than candy, honey, or anything else you could ever eat. That's why it is so important for us to read and study God's Word. Every time you read God's Word and the promises in it, you are learning something special about God. You should enjoy reading God's Word more than you enjoy eating candy. God's Word is very special.

## OBJECT LESSON

### ▶ Brass Serpent

#### SUPPLIES

- A snake, or pictures of snakes, rubber snake, pole

Explain that frontiersmen often ran across snakes. It was important for them to learn about snakes. Show a snake or pictures of snakes. Talk about various types of snakes common to your area. Some snakes are poisonous, but most are not. Explain that, nearly all the time, snakes won't harm people unless they are suddenly surprised or stepped on. Explain that the Bible has an interesting story concerning snakes. It is found in Numbers 21:5-9.

The Israelites were complaining against Moses. God doesn't like complaining. God sent poisonous snakes and the people were being bitten and were dying. The people realized their sin and asked God to forgive them. God then told Moses what to do. He was to make a snake out of brass, put it on a pole, and then lift it up high. Everyone who was bitten by a snake had to look at the pole to be saved from death. This seems like kind of a strange thing that God had them do.

## OBJECT LESSON

### ▶ "Let's Play Ball"

#### SUPPLIES

*Note: This game is designed to be used to study the various elements of the Royal Rangers program. Before each boy is allowed to try to hit the ball, he has to answer a question about the Code, Motto, Pledge, Gold Points, Red Points, etc. Keep asking the same questions over and over so the boys are learning from each other's questions. Ask visitors easier questions and regulars harder questions.*

- Two copper type dish scrubbers, and a foam bat, a rolled up piece of newspaper, or a wrapping paper tube. (Note: The dish scrubbers are the oval type. They are sometimes called "chore boys." They are similar to "SOS pads." Sometimes they are made out of plastic.)

Divide the class into two teams. If you are playing this game inside your classroom, use the "A" rules. If you can go outside or move into a bigger room, use the "B" rules.

"A" Rules: The scrubber is the ball and the bat is the foam bat, rolled up piece of newspaper, or wrapping paper tube. Draw a diamond-shape on a piece of paper to repre-

sent a baseball infield. Select some objects to be markers to represent base runners.

Designate areas of the room which will represent home runs, triples, doubles, singles, and outs. You may choose objects such as: hit the door for a triple, hit the table for a single, hit the poster on the wall for a home run. You may want to use masking tape to mark lines on the walls of your classroom. The highest mark on the wall could be for home runs. Every place you mark will represent a single, a double, a triple, or a home run. Every place you don't mark represents an out.

One team will take turns pitching the scrubber. The boys on the other team will take turns at hitting. Each hitter must answer a question and, if correct, he gets a chance to hit the ball. The hitters are trying to hit the ball to the areas where you have designated home runs, triples, etc. If they miss, or hit the ball elsewhere, they are out. When a boy hits the scrubber and it hits the marked "double," the instructor moves a marker on the piece of paper to show there is now a person on second. If the next person hits a double, he has moved the first boy to home and a run is scored. The teams switch sides when three outs are made. If you have large teams, they switch sides when everyone on the first team has had a chance to bat. Then the other team bats. The team who has the most runs when the game is over, wins.

*"B" Rules:* If this game is played in a larger area or outside, use bases and allow the boys to play baseball. Play it similar to kickball. Players are allowed to throw the scrubber at the base runner in order to get him out.

## OBJECT LESSON

Memory Verse Game (Or learn the Pledge game)

# "Speed Scrabble"

## SUPPLIES

- 3 by 5 cards, marker

Choose a verse (Pledge, Code, etc.) for your class to memorize. Say the verse four times together as a class. Encourage the boys to memorize it. Explain that you are about to play a game using this verse. Invite individual boys to quote this verse. Each time a boy quotes the verse, the whole class hears it one more time.

Ahead of class time, write the individual words of this verse on 3- by 5-inch cards. Bring out these 3- by 5-inch cards and place them on the table in order so the whole class can read the verse.

Scramble the cards. Choose a boy to try to place the verse in order again just as fast as he can. Time the boy. Continue with other boys to see who can do it the fastest. For larger classes make two, three, or four sets of these cards. Divide the class up into two, three, or four teams. Have teams play against each other. Each time the cards are back in order, the whole team has to say the verse.

As the various teams attempt to put the verse back in order again, repeat the verse over and over. Also, use it as a time to talk about what the verse or Pledge means. Boys can listen and unscramble the cards at the same time. A prize, such as a can of pop, candy bar, etc., can be given to the boy or team that wins.

## OBJECT LESSON

# "Finish Line" Discipline & Review Game

## SUPPLIES

- Rope, marker, construction paper, pins

Mark two ropes with 10 equal spaces. The ropes represent football fields. Cut two paper footballs out of construction paper.

Divide the class into two teams. Pin each team's football on a rope on the zero yard line. Point the football so each team needs to advance 100 yards in order to get a touchdown.

This game is designed to play throughout your class time. The class is divided into two teams. Occasionally, ask the boys questions during your devotions, opening exercises, meeting features, etc. Every time a boy on a team answers a question or does something right, his team gets to move ahead 10 yards on their rope (football field). However, every time someone on a team needs to be corrected due to poor behavior, his team loses 10 yards. This causes the whole team to encourage one another to exhibit good behavior. Whenever a team advances 100 yards, it scores a touchdown, wins a prize, and then starts over again.

Offer various incentives for the first team to cross the finish line. The incentives may be treats, prizes, or whatever you choose. This game works especially well on a continuing basis from week to week. This way, next week, a team may begin on the 70 yard line with only 30 yards to earn for a treat.



## CRAFTS for Kids

# Grandpa's Bird House

by Brenda Millhouse

### NEEDED ITEMS

- 1 - old boot (cowboy, hiking, work boot, etc.)
- 1 - 1-inch dowel about 2 inches long
- Drill and bit
- Old license plate or piece of tin the same size
- Wire for hanging
- Scissors
- Glue gun and glue
- Pine cone
- Peanut butter
- Bird seed
- String


Start by marking a circle on one side of the boot—about 1 to 2 inches above the ankle. Drill six small holes around the circle, then take a pair of scissors and cut from hole to hole to cut out the circle. This will make the door for the birds to enter their new home. About 1 inch below the door opening, drill a hole to hot glue the dowel into, to form the perch for the birds.

Next, cut the top of the boot at an angle or a peak. Drill another small hole in the middle of each side of the boot at the top, a little down from the edge. Either leave the license plate or piece of tin flat or bend in the middle as shown. Punch a small hole on each side of the license plate or tin to run the wire through. This attaches the roof to the bird house and also forms a wire hanger.

On the front of the roof (the part that hangs out over the toe of the boot) punch a small hole. This is where you will attach the bird feeder.

To make the feeder, take a medium pine cone, wrap a piece of twine or string around the top (big end) of the pine cone, leaving enough string to attach through the hole at the front part of the roof. Before attaching it to the bird house, cover the pine cone with peanut butter, and it roll in bird seed until coated. Now, very carefully, tie it to the front part of the roof, so it will hang down to a height where the birds can perch on the toe of the boot to feast on the pine cone.

Be sure to hang this out of reach of your pet cat, and enjoy watching the birds come and go.



# Friends Only Campout

by Rick Dostal



Okay, maybe you are Commander of the Year and have never run out of ideas. You're the commander who always has plenty of stuff just waiting to be used, but there are never enough weekends or summer months for you to use all those ideas. Yeah, right!

Well, I happen to have been stuck before and wished someone would suggest something—anything—new so I could steal that idea and run with it. Here's an idea: Let's start writing down things that have worked for us and share them. That way you can try what's worked for me and I can try what's worked for you! Then we won't have to steal anything. Novel.

You know how you're always trying to get new boys to come to your outpost meetings? Unless you are that senior commander of the world and you have more boys and commanders than you can handle, you should be the one writing this article. So how about a Friends Only Campout? Yes, friends only! It worked for me.

Back when I was senior commander of Outpost 20 in Grover Beach, Calif., we had about 15 Pioneers and Trailblazers. I was ready for a population explosion. You know how you get when you have more than one commander per 40 or 50 boys—kind of overstuffed. Ha!

It came to me all of a sudden. "Okay, boys, we're going on a campout in 1 month, but you are only allowed to go if you bring a friend with you."

"Hey, Bobby, you and I can go as friends."

"Yeah, and Mark and Claude can go together, and we'll all bunk together just like always!"

"Whoa, speed racer, wait just a minute; I haven't finished! Your friend cannot be from this outpost."

"No, no, Commander. We don't have any friends."

Well, none that will want to go to a church camp!"

"Okay, so just invite them to go out on a Friends Only Campout for just the dudes."

"So, Commander, if we have to invite a friend, who are you going to invite?" Uh, oh, the pressure's on!

"Don't you worry your little head about it. If I require you to do something, I'll do the same or I won't get to go camping either."

We started making all the plans, and before you know it, on campout day we all had a friend to go with us. Yes, even the commanders. I invited my old high school buddy, who was big in the Boy Scouts of America. Jim had even earned his Eagle Scout Award. (That's almost the equivalent of a Gold Medal of Achievement.)

We had a blast during all the games and contests and in the lake on the rope swing. What a day! That night at the council fire, we started singing all the old fun campfire songs. Jim even taught us a new one about a "little skunk." We have added verses since then for you sectional commanders, but that's another story. Sometime, when we go camping together, I'll be happy to teach you that one. Some of the commanders I know say, "He's got a million of 'em."

I think the best part of the whole weekend was when three boys, after devotions, gave their hearts to Jesus and made Him their Lord and Savior.



Hey, I never said there wouldn't be devotions at the Friends Only Camp-out. As a matter of fact, if you don't know me by now, when I go to a camp and have any say in the matter, everyone's going to know Jesus is my Master Ranger. And I plan to offer them the opportunity to make that same decision!

I didn't double my outpost's attendance, but the few boys that did start attending regularly were sure a blessing. As a matter of fact I'm pretty sure that's the camp when Charlie started attending. Charlie Maddux was my first Gold Medal of Achievement winner.

So, Mister Commander of the Universe, let's hear your story!

# KIDS LOVE PUPPETS!

by Mary Boyd

Imagine an outpost meeting where the boys are sitting on the edges of their seats, glued to every word the commander is saying. Is this just a dream come true? No, this is a meeting room where puppets are being used. Kids love puppets! When a puppet comes out, you have the attention of every boy. They will listen to every word the puppets say.

Many leaders stay away from using puppets because there isn't room for a puppet stage. But you can still use puppets by creating your own puppet stage by hiding your arm so that the illusion of the puppet remains. Other leaders stay away from using puppets because they think that all puppets are too expensive. The end of this article contains companies you can write to that sell reasonably priced puppets. Here are a few ideas:

## Puppets in a bag

Get a small, inexpensive animal, person, or "thing" puppet and sew it into a bag. "Thing" puppets could be furry monsters, robots, flowers, etc. To do this, find or make a cloth bag that has a draw string top and the bottom is slit open. Sew the bottom of the puppet to the bottom of the bag so the puppet will be inside the bag. You can then slip your hand into the bottom of the bag and into the puppet. The bag acts as the puppet stage and hides your arm.

## Puppets in a backpack or duffel bag

Cut an opening in the back of a backpack or duffel bag. From the inside, sew the bottom of a small puppet to this opening. You can carry the bag into class and out pops the puppet when you are ready to use it. The bag acts as the puppet stage and hides your arm. When you finish, the puppet remains hidden in the bag. You can also place items in the bag that the puppet can bring out in order to help you with your lesson. It can bring out an object that you use for an object lesson. It can bring out cards that you have review questions listed on. It can also bring out special prizes, treats, or awards.

## Substitute Puppet Stages

You can hide your arm by cutting a hole in the bottom of a plastic bucket, bowl, or flower pot and have the puppet come out. You can also cut a hole in a top hat or decorated box.

## Puppets with legs

If you use a puppet that has legs, you can just put the puppet on your hand and use

it in the meeting without a puppet stage. If it doesn't have legs, it takes away from the illusion of the puppet and you will need a way to hide your arm.

## HOW TO USE THESE PUPPETS:

When you use puppets like this without a puppet stage, you have several options:

1. If it's an animal, you can have the puppet make the animal sound and you interpret what it says. This is lots of fun. You can be really creative by making the puppet act crazy and you interpret for it. Choose an animal that is easy to make the sound of, such as a dog, bird, lion, lamb, bee, etc.
2. You can also have the puppet (animal or person) whisper in your ear. You are the only one who can hear them and then you tell the class what the puppet said. You can use the puppet to ask questions, tell stories, and more.
3. You can learn ventriloquism which is talking without moving your lips. This sounds hard but it really isn't. It just takes practice!
4. You can do "easy" ventriloquism by having the puppet talk, but just have the puppet say easy words that you can say without moving your lips. Avoid words that start with B, F, M, P, V, and W.
5. Have the puppet sing a song to a tape played in the class.

Be creative! Experiment! Puppets can really capture the attention of boys who will love them. You'll be surprised at how the boys will listen to, and remember, what the puppets say and teach.

## RESOURCES:

Gospel Publishing House: 1-800-641-4310

Sunshine Puppets: 1-815-965-8080

One Way Street Puppets: 1-800-569-4537



# Advancement Academy

by Kirk Watson

My name is Kirk Watson, and my son's name is Kyle. We are members of Outpost 6 at Central Assembly of God in Springfield, Missouri. I am one of the Pioneer commanders.

The year 1998 was very full of Royal Rangers activities for me and my son. First came the district Pow Wow. It was a lot of fun. During the day, the boys had activities and at night were the pageants. The theme was "Treasure Island Days." Every camp was decorated accordingly; it was awesome! During one of the pageants, they were doing the announcements. A man named Don Bixler was passing out applications for Advancement Academy. I asked our senior commander what that was all about. He said it was something that Kyle would love. They work on merits for 1 week—some of the harder ones that a boy would have trouble earning on his own—and have a lot of fun at the same time. I filled out an application and mailed it in. Instead of Kyle going by himself, I decided to take a week's vacation and go with him.



In the meantime, we went to Camporama in July. It was held at Camp Eagle Rock, Missouri. It was a national event with over 5,000 campers. It was the largest activity in the history of Royal Rangers. Over

1,300 boys committed their hearts to Christ, 800 received the infilling of the Holy Spirit, and 700 were called to the ministry. At one of the altar services, Kyle received healing for his asthma and allergies!

Then in August, it was off to Advancement Academy in Knob Noster, Missouri. Before we left, Keith Coulter asked if I would like to assist in one of the classes. I told him I probably wasn't qualified, so I asked what else was available. He said I could work in the kitchen. I told him that was fine. It is a beautiful campground called Camp Shawnee.

As soon as we got there, we hit the ground running! Everything is like a well-oiled machine—right on time! Don Bixler was the camp commander. We got checked in and every boy received a folder, hat, and T-shirt. After that, we took a group picture. The camp has a mess hall, showers, and cabins for the boys to stay in.

Here is a schedule of what happens during a typical day:

- Rise and shine at 6:30
- Secret place (which is the boys' devotion time) at 7:30
- Breakfast at 8:00
- Morning assembly at 8:30
- Classes from 9 till noon
- Lunch at noon
- Classes from 12:45 to 3:30
- Recreation time from 3:30 to 5:30
- Supper from 5:30 to 6:00
- Classes from 6:00 to 9:00
- Evening rally from 9:00 to 10:00
- Lights out at 11:00

At the end of the week, there was a banquet for the boys and their families at Warrensburg First Assembly of God. That week Kyle worked really hard and received five merits.

There were a lot of great things that happened at Academy that Kyle learned. Some were to be more focused, disciplined with his own devotional life, and more self-motivated. My many thanks to all the Academy staff that work so tirelessly every year to present this wonderful training.

The Royal Rangers ministry is a great ministry for boys—and dads too!

# Ten Tips To A Great Outing

by Emma L. Wilson

When planning an outing for Straight Arrows and Buckaroos, a leader should use a checklist of specific items that will help to pull together all the elements of the event. This will ensure that the boys have a good time. Plan your event at least 3 weeks in advance. Make sure the proper personnel within your church are notified and permission is granted before pursuing any outing or event. Notify parents at least 2 weeks before an event is to occur. Do not surprise parents at the last minute with information, or your turnout will be poor.

A checklist will cover the elements that are needed to have a fun and safe time for all involved. Create a standard form with your checklist items that can be used in the planning process for future events. Here are 10 tips that will put you on the path to planning a stress-free, fun outing for your boys.

1. Give the location of the event.
2. Make the date of the event and a rain date, clear in case of bad weather.
3. Transportation and chaperones: Will it be a car pool or bus? Find this out in advance by determining who is interested in participating, and if parents would volunteer their time and vehicles (also check for insurance).
4. Departure/arrival times should be kept. All participants should be present at least 30 minutes prior to departure. This will give you time to collect outstanding items.
5. *Cost involved.* If it is a prepaid event, make sure that monies are collected at least one week prior to the event. Specify to parents if check or cash is required.
6. *Food:* Should children bring a sack lunch or snack or will they be eating at the event?
7. Confirm availability of rest room facilities. This is very important for these little guys.
8. Medical forms and permission slips are not an option. They should be filled out, signed, dated, and turned in prior to the event. This will be an especially useful tool in taking attendance during departure and arrival.
9. Uniforms must be required. The safety of the boys cannot be taken lightly. Uniformed Straight Arrows or Buckaroos will be easier to spot.
10. Weather conditions can be an obstacle, so have the boys dress appropriately.

Advertise the upcoming event in your church bulletin, a newsletter, or take-home paper for the parents. The appropriate information should be made available to the parents, along with permission slips and medical forms as early as possible. Remind parents as the date of the event nears. With the checklist items completed and confirmed, you are sure to succeed in having a safe and fun time.

# Special Needs, Special Love

## Reaching Out To Special Needs Boys

by Paul Stanek

**W**hat do I do with a challenged boy in my outpost? I don't have the time, skills, or training to work with such a boy. I know that he needs the benefits of Royal Rangers, but I don't know what to do. This is the cry of many of our pastors, commanders, and other children's workers. Special needs boys are still boys. They need love, understanding, acceptance, and a group in which to relate and develop. They are not less than other boys. They need what Royal Rangers has to offer. Our job is to help the boy develop his utmost potential as a gifted person whom God loves.

A special needs boy presents us with the opportunity to relate and grow. Working with a gifted boy takes a focused effort on our part to help that boy grow physically, mentally, socially, and spiritually. It is we who are challenged. Focusing on the boy and not his handicap is the beginning of a special ministry with which God has enriched us.

There are some do's that we need to be aware of when working with special needs boys:

1. Do minister to the boy. This is paramount. Every boy has the breath of God in him. He has to have the opportunity to learn about God, the saving grace of Jesus Christ, and the empowerment of the Holy Spirit. He needs to develop his awareness of God and how to worship our Creator. Every boy needs to grow spiritually.
2. Do have high expectations of and for the boy. Never treat a special needs boy as a low performer. Challenge him to reach beyond what he expects of himself. Your encouragement will lift him to greater potential and possibilities. There have been scores of special gifted people who have reached distinctive achievements in life. They just need your support.
3. Do recognize the boy as a person. A boy does not want his disability to be focused upon. He wants to be part of the group. He wants to fit in. Treating him differently will make him feel different. Our job is to help the boy be part of the outpost and its advancement recognition.
4. Let the boy be responsible for his limitations. The boy knows what he can and/or cannot do. Let the boy do what he can for himself. Give assistance only when he asks or when his safety is in jeopardy. The boy needs the opportunity to reach beyond his immediate limitations. An overcautious leader can make a special boy less than what he can become.
5. Treat the special needs boy as you would any other boy. Behavior and spiritual standards should be the same for all. Special preferential treatment makes a boy feel different than his peers. Every boy should be treated equally and with dignity. Boys grow well where there are reasonable guidelines for conduct. Treat them with respect.
6. Let peers help with the special needs boy. The special needs boy wants to line up and participate in the outpost activities. Your Rangers leaders will be happy to share and work with their special friend. Friendship is blind to disabilities. We grow together as fellow Rangers.
7. Allow more time for the special needs boy to achieve. He is not asking that the requirements be watered down. He wants to earn his reward just like the other boys. He may need more time to achieve his requirements and projects. Let the boy reach out for his achievements.
8. Adjust advancement requirements where needed. Keep in mind we are speaking of quality of requirements versus quantity. Where there is no possible way that a special needs boy can achieve his requirement, then adjust and tailor that requirement with quality substitution. Special education personnel, social workers, commanders, and parents can work together to come up with achievable alternatives. Don't make these alternatives too easy. Be sure there is quality in alternatives and in time requirements that meet the same standards as the regular advancement requirements.

There are many special needs boys in our communities. Most of them are not found in our churches. They have not been sought out and invited to the various programs and ministries of our local churches. Their parents are not attending either because they perceive they are not wanted as a family. These special needs families also need someone to care. They need to feel they are welcome in the body of Christ.

We can show the special needs boy and his family that we really care by:

- Seeking them out and reaching them for Christ.
- Inviting them into the church family.
- Giving of ourselves to them as compassionate human beings and believers.
- Accepting them as a family and as individual persons.
- Accommodating our facilities to meet their needs.
- Providing an opportunity to express themselves in worship.
- Providing an opportunity to study the Word of God.
- Providing an opportunity to grow spiritually.
- Accepting them in our church ministries and programs.
- Adapting the activities to include them.
- Being a friend and mentor.

Yes, there is a world of special people out there in our communities. The greatest need is love. Will love search them out? Commander, it is up to you.



2. Keep a full first aid kit in each craft.
3. Be able to swim (*almost every enthusiast capsizes sometime*).
4. Hold onto your craft if you capsize. However, stay on the upstream side to avoid being trapped against downstream obstacles.
5. Try to float on your back with your feet pointed downstream if you capsize and are separated from your canoe.
6. Paddle close to shorelines on large lakes.
7. Portage when streams or rivers become questionable.
8. Be sure your shoes will not hinder swimming. Tennis shoes are the ideal choice.
9. Keep a safe distance between canoes.
10. Never canoe alone.
11. Know the condition of the water.

# POPULARITY

12. Never stand in your canoe.
13. Remember that currents are always stronger than they look.
14. Know your strengths and limitations.
15. Carry basic repair materials: gray duct tape, a sharp knife, and a rubber hammer. They're valuable if you have a problem.
16. Bring at least one extra paddle.
17. Have a throw-line in the craft, making sure it is secured to a canoe seat.
18. Carry a bailer and a sponge for removing excess water in the craft. Tie them to a brace.
19. Have a whistle or other hailing device to call for help.

When the weather is bad, or the water is running high, is not the time for canoeing. Some waterways are canoeable year-round, while others offer only seasonal floating. Paddlers choose where, when, and for how long—anywhere from an hour to a week. Avoid crowded waterways by canoeing on weekdays.

You don't have to invest a lot of money to go canoeing. If you have your own craft and gear, that's great. If not, outfitters along the rivers and streams provide virtually everything—except a guarantee you won't get wet.

In picking your paddle, the best length is generally one that reaches your chin when its tip touches the ground. Paddles ARE important. Make sure you pick a comfortable grip. Paddles come in a variety of materials.

Pick the right one. A paddle with the correct length, blade shape, grip design, and material, all contribute to the comfort and safety of paddling.

Regardless of where you canoe, canoeists should:

1. Always obtain permission before entering private property.
2. Never cut or damage living trees and shrubbery.
3. Be absolutely certain any fire is completely out before leaving.
4. Carry litter out.
5. Bury human waste.
6. Eat high-energy snacks to maintain your strength.
7. Try to camp at least 4 feet above water level.
8. Store valuables in waterproof, airtight bags or containers, and it's wise to have a change of clothing.
9. Carry sufficient drinking water.
10. Notify the proper authorities if you plan to enter a wilderness area, or stay overnight.
11. Stay to the right. It's the same as the rules of the road.

A pleasant delay on any float trip can be the thrill and excitement

of seeing wild animals and birds. For those who want to watch or photograph the birds and animals, the trip may be longer.


Everyone has their own list of personal items they like to take canoeing. It's best to have your own checklist, and go over it before each outing. A few items you might want to consider are: sunglasses with a neck strap, knee pads, a sun hat, waterproof matches, insect repellent, trash bags, and a flashlight. If you are planning to build a campsite or stay overnight, take along an ax and shovel. No matter how much gear you put in your canoe, position the weight properly, and tie everything to the canoe thwarts so you don't lose it if you capsize.

Canoeing is an outdoor sport for which an individual becomes skilled only through

practice. From this article you can get some pointers, but there's nothing like doing it yourself.

Canoeing isn't as complicated as we might make it sound. We've tried to touch on a number of things canoeing beginners want to know, but you can learn considerably more by asking questions of outfitters and drawing on other people's experiences.

Canoe outings don't have to be rugged to be enjoyable. How about an ideal day, some floating, a little paddling, swimming, fishing, lunch ashore, a few outdoor pictures, a hike in the woods, and lots of peace and contentment? Now who could ask for more!



WHEN THE **RASCAL RANGERS** WERE ASKED IF THEY WANTED TO TAKE THE LONG TRIP TO THE FOOTHILLS OF THE **ROCKIES** IN THE MIDDLE OF JULY FOR A CAMPING TRIP, THEY **EAGERLY** ACCEPTED. LITTLE DID THEY KNOW WHAT THEY WERE IN FOR...




I'M DYIN' OF THIRST OUT HERE!

I CAN'T BELIEVE HOW HOT IT IS!

I CAN'T WALK ANOTHER STEP!

C'MON, BOYS! JUST ANOTHER 8 MILES TO THE CAMPGROUND!



DON'T LET GO, COMMANDER!

I'VE NEVER SEEN SO MANY ROCKS IN ONE PLACE IN MY LIFE!

MAN! I DIDN'T THINK I WAS GOING TO MAKE IT ON THAT ONE.

WELL, BOYS, WE MADE IT! LOOK HOW INCREDIBLE THE VIEW IS UP HERE!

WOW! THOSE CARS LOOK LIKE ANTS DOWN THERE!

DO YOU SEE ANY MORE SNAKES?

I CAN'T SEE ANYTHING!


HEY, IT'S A LOT COOLER UP HERE!

I'M STARVING!

LOOK OUT FOR THAT SNAKE!

# RASCAL RANGERS

"THE BE... FOR AND TO & DOE COM





by Rev. Robb Hawks

"Yeah!" Roy snapped back. "Well, maybe I am a little more cautious than you are!"

The shore was lined with small Greek fishing boats. We walked along the sandy beach until we found ourselves past the sand, walking directly along the edge of the bay. The bay was filled with all kind of sea life. The night before we had feasted on fried octopus dipped in feta cheese sauce and garlic spread. Once we had gotten over our initial fear of eating octopus, we had all discovered that it was great!

Although the Greek food was an adventure, that was not what we were there for. We were going to hike along the shoreline, past all the boats, and finally climb up the face of the cliff overlooking the bay.

Various rocks lined the water's edge. Dad noted that the rocks were put there to keep the waves from eroding away the shoreline. The outpost skipped along the rocks moving smoothly. This was child's play. My dad tried to keep up, but, well, he's not as young and skinny as he used to be. Besides, I think he had eaten one fried octopus too many the night before. Dad had assured us with a grin that eating 16 octopus and 2 loaves of Greek bread was perfectly normal for an adult man.

We continued jumping from rock to rock

## Dad had assured us with a grin that eating 16 octopus and 2 loaves of Greek bread was perfectly normal for an adult man.

There are many exciting stories in my diary, but this one almost cost my dad his life! Hi, I'm Darby Jones, Jr. My dad, Commander Jones, just seems to always find trouble.

"Alright, boys, this morning we're going to explore the shoreline of the Greek City of Thessaloniki," Dad announced.

We were ready. The week at Eurocamp in Germany had been incredible. But we had all looked forward to this week of traveling through Europe in preparation for the long flight home.

"Come on, Roy!" Trey exclaimed. "You're holding us all up!"

until, finally, we ran out of rocks to jump. There we were, faced with the task of either going back, up, or into the water.

"Alright, boys," Dad began, "we need to find a way up this cliff. Remember, no one is to risk chances. We'll find a path that is safe and one that everyone can take. You see, we're a team. Let's help the team to succeed!"

Each of us teamed up with a buddy (you know, the buddy system), and then we spread out along the face of the cliff to find a path to its summit. We soon realized that this cliff was like nothing we had ever climbed. It was not made of rocks ... but of clay!

We all raced back and forth along the face of the cliff until Trey called out, "I found a way!" Within moments he was up the face of the cliff, standing on a ledge. One by one we all scampered up after him.

Trey had found a place where the run-off water had cut a groove into the face of the cliff. Large rocks protruded out of the cliff face and made great hand — and — foot holds. Finally, the last of our outpost was on top the cliff with only Dad left behind. He looked up the cliff's face at us then back at the ocean behind him.

"I'm not too sure I like the path you have picked out!" Dad said. "It doesn't look that safe!" The real fact was that Dad was a bit scared... but didn't want his outpost to know it.

"Come on up. It's easy!" we all chimed in together. Well, it was easy... for us young bucks, that is.

Dad hiked up his pants and began the climb. He reached up and grabbed an outcropped rock and pulled himself up. We all cheered him on as he slowly began to work his way up the face. It was easy to follow, as all of us had clearly left our marks in the clay.

Dad was only about 5 feet from the ledge when it happened. He had just reached up and grabbed a rock and was placing his weight on his right foot. At that point the rock he was standing on crumbled and broke into small pieces. The commander's feet slipped out from under him, then the rock in his left hand crumbled.

"Ahhhhhh! Dear Jesus, help me!" cried out my dad as he dangled above the bay.

None of us could help him. He was still about 5 feet below us. And the reality was, none of us could have lifted him up. He was just too big!



*The real fact was that Dad was a bit scared... but didn't want his outpost to know it.*

Desperately, Dad clawed with his left hand for a hand-hold. We all watched in horror as the rock under his right hand began to crack. He was just a moment away from falling down the face of the cliff and into the bay below. Then, just as the clay rock in his right hand crumbled and broke away, with one frantic grasp he managed to get his hand on a handful of grass.

We all held our breath. Would the grass hold? Or would its roots pull out of the clay as Dad took a dangerous fall?

I am glad to report that the grass held. My dad was able to grab handfuls of grass and pull himself up the cliff to the ledge. The adventure turned out to be an

exciting one, though not a safe one.

We all, including Dad the commander, learned a very important lesson that day. What had looked like rock had actually been just clay. And what appeared safe to the eye was really unsafe to the body—that is, a bigger body, such as my dad's!

There's another lesson to be learned that can be applied as well: Sometimes we pick friends based upon what they look like—whether they are popular, handsome, or pretty. These friends might look good on the outside, but inside they are full of sin and bad behavior. If we put our trust in them, and make a stand with them, we might open ourselves up for a very bad fall.

Remember what God's Word says: "The LORD does not look at the things man looks at. Man looks at the outward appearance, but the LORD looks at the heart" (1 SAMUEL 16:7, NIV).

Can you name this animal?

# “Where Do They Belong...”

by Sonia A. RANDALL



If you saw a lot of people together, you'd say there was a crowd. But if you saw a lot of birds, you wouldn't call them a crowd; you'd call them a flock. There are many interesting names for groups of God's living creatures. Draw a line to connect the following creatures with their proper groups.

- Bees
- Lions
- Cows
- Quail
- Geese
- Chickens
- Fish
- Beavers
- Wolves
- Monkeys

- Herd
- Covey
- School
- Swarm
- Colony
- Pride
- Pack
- Gaggle
- Troop
- Flock

Animal in picture: a RAP-tile.

Bees/Swarm; Lions/Pride; Cows/Herd; Quail/Covey; Geese/Gaggle; Chickens/Flock; Fish/School; Beavers/Pack; Wolves/Colony; Monkeys/Troop

ANSWERS:

# the room

by Brian Keith MOORE

In that place between wakefulness and dreams, I found myself in the room. There were no distinguishing features save for the one wall covered with small index card files. They were like the ones in libraries that list titles by author or subject in alphabetical order.

But these files, which stretched from floor to ceiling and right to left as far as the eye could see, had very different headings.

As I walked up to the wall of files, the first to catch my attention was one that read, "People I Have Liked." I opened it and began flipping through the cards. I quickly shut it, shocked to realize that I recognized the names written on each one. And then, without being told, I knew exactly where I was. This lifeless room, with its small files, was a crude catalog system for my entire life. The actions of my every moment, big and small, were written in fine detail my memory couldn't match.

A sense of wonder and curiosity, mixed with horror, stirred within me as I began randomly opening files and exploring their contents. Some brought joy and sweet memories; others a sense of shame and regret so intense that I would look over my shoulder to see if anyone was watching. A file named "Friends" was next to one marked "Friends I Have Betrayed." The titles ranged from common, everyday things to the not-so-common: "Books I Have Read," "Lies I Have Told," "Comfort I Have Given," "Jokes I Have Laughed At." Some were almost hilarious in their exactness: "Things I Have Yelled at My Brothers and Sisters." Others I couldn't laugh at: "Things I Have Done in Anger," "Things I Have Muttered Under My Breath at My Parents." I never ceased to be surprised by the contents. Often there were many more cards than I expected. Sometimes there were fewer than I had hoped.

I was overwhelmed by the sheer volume of the life I had lived. Could it be possible that I had time in my 17 years to write each of these thousands or millions of cards? But each card confirmed the truth. Each card was written in my own handwriting. Each card

was signed with my signature. When I pulled out the file marked "Songs I Have Listened To," I realized the files grew to contain their contents. The cards were packed tightly, and yet, after two or three yards, I hadn't found the end of the file. I shut it, shamed, not so much by the quality of music, but more by the vast amount of time I knew that file represented. When I came to a file marked "Lustful Thoughts," I felt a chill run through my body. I pulled the file out only an inch, not willing to test its size, and drew out a card. I shuddered at its detailed content. I felt sick to think such a moment had been recorded.

A feeling of humiliation and anger ran through my body. One thought dominated my mind: "No one must ever see these cards! No one must ever see this room! I have to destroy them!" In an insane frenzy, I yanked the file out. Its size didn't matter now. I had to empty it and burn the cards. But as I took the file at one end and began pounding it on the floor, I could not dislodge a single card. I became desperate and pulled out a card, only to find it as strong as steel when I tried to tear it. Defeated and utterly helpless, I returned the file to its slot. Leaning my forehead against the wall, I let out a long, self-pitying sigh.

That was when I saw it. The file bore the title, "People I Have Shared the Gospel With." The handle was brighter than those around it, newer, almost unused. I pulled on its handle and a small box not more than 3 inches long fell into my hands. I could count the cards it contained on one hand. And then the tears came. I began to weep. Sobs so deep that the hurt started in my stomach and shook through me. I fell on my knees and cried. I cried out in overwhelming shame of it all. The rows of file shelves swirled in my tear-filled eyes. No one must ever, ever know of this room. I must lock it up and hide the key.

Then, as I looked up through my tears, I saw Him enter the room. No, please, not Him! Not here! Anyone but Jesus! I watched helplessly as He began to open the files and read the cards. I couldn't bear to watch His response. The few times I looked at His face I saw such sadness that it tore at my heart. He seemed to intuitively go to the worst boxes. Why did He have to read every one?

Finally, He turned and looked at me from across the room. He looked at me with pity in His eyes. But this was a pity that didn't anger me. I dropped my head, covered my face with my hands, and began to cry again. He walked over and put His arm around me. He could have said so many things. But He didn't say a word. He just cried with me.

Then He got up and walked back to the wall of files. Starting at one end of the room, He took out a file, and, one by one, began to sign his name over mine on each card. "No!" I shouted, rushing to Him. All I could find to say was "No, no," as I pulled the card from Him. His name shouldn't be on these cards. But there it was, written in red so rich, so dark, so alive. The name of Jesus covered mine. It was written in blood. He gently took the card back. He smiled a sad smile and began again to sign the cards.


I don't think I'll ever understand how He did it so quickly, but the next instant it seemed I heard Him close the last file and walk back to my side. He placed His hand on my shoulder and said, "It is finished." I stood up, and He led me out of the room. There was no lock on its door. There were still cards to be written.

# COMEDY CORNER

Neither—they were tied!



Where does a general keep his armies?



Up his sleeves!

Who won the race between the two balls of string?



Where do old bowling balls end up? In the gutter!

What's the moral of the story about Jonah and the whale?

You can't keep a good man down!

Who designed Noah's ark?

An ARK-itect.

Knock Knock... Who's there? Hair! Hair who? Hair today... gone tomorrow!

Attention Senior Commander

# BUILT FOR WEAR



### Royal Rangers Stainless Steel Travel Mug

Make your commute count with this 16 oz. stainless steel mug featuring a black Royal Rangers emblem on brushed steel. The mug has non-skid bottom and splash-proof, drink-through lid. Not recommended as dishwasher safe.

17KQ7531

\$15.99

### Polo Shirt with Maroon Collar

A perfect shirt for the office, golf course, church meetings, or just relaxing. Made of 100% heavy-weight cotton, this herringbone natural polo shirt has a contrasting burgundy knit jacquard collar and welt cuffs. Royal Rangers is embroidered on left chest in burgundy.

|           |          |         |
|-----------|----------|---------|
| Adult M   | 08KQ6222 | \$32.99 |
| Adult L   | 08KQ6223 | \$32.99 |
| Adult XL  | 08KQ6224 | \$32.99 |
| Adult 2XL | 08KQ6225 | \$34.99 |

### Navy Polo Shirt

Wear the logo with pride on this 100% preshrunk navy blue cotton pique polo shirt with the Royal Rangers emblem embroidered on left chest.

|           |          |         |
|-----------|----------|---------|
| Adult M   | 08KQ6216 | \$27.99 |
| Adult L   | 08KQ6217 | \$27.99 |
| Adult XL  | 08KQ6218 | \$27.99 |
| Adult 2XL | 08KQ6219 | \$29.99 |

### Black Low-profile Cap with Royal Rangers Emblem

Pro-style, low-crown, brushed cotton cap with matching fabric snap closure and antique brass buckle. Royal Rangers emblem embroidered on front of cap.

08KQ6220

\$12.99



Gospel Publishing House  
1445 N. Boonville Avenue  
Springfield, MO 65802-1894

Call toll free 1.800.641.4310 (\$5 minimum)

Fax toll free 1.800.328.0294 (\$5 minimum. U.S., PR, and Hawaii)

International fax 417.862.5881

Prices subject to change without notice. MasterCard, VISA, and Discover accepted. All orders subject to credit approval. Where applicable, state and local sales tax will be added to your order. Postage and handling: Less than \$10, 15%; \$10 - \$49.99, 10%; \$50 or more, 8%.