



HIGH ADVENTURE



SURVIVAL



Wilderness
**HIKING &
BACKPACKING**

DARBY JONES

Flying High

In THAILAND



<http://ag.org/royalrangers>





HIGH ADVENTURE



SURVIVAL

2

The Value of Royal Rangers

4

Wilderness Hiking & Backpacking

6

The Nutcracker & the Pine

8

Rascal Rangers

10

Darby Jones

12

Comedy Corner

15

HIGH ADVENTURE—Volume 31, Number 3 ISSN (0190-3802) published quarterly by Royal Rangers; 1445 North Boonville Avenue; Springfield, MO 65802-1894. Subscription rates: (*High Adventure Leader* only) single subscription \$9.95 a year; bundle (minimum of five subscriptions, all mailed to one address) \$9.00 a year, \$13.95 (foreign mailing address).

©2001 General Council of the Assemblies of God, Inc., Gospel Publishing House. Printed in USA. Periodicals postage paid at Springfield, Missouri.

POSTMASTER: Send address changes to HIGH ADVENTURE, 1445 N. Boonville; Springfield, MO 65802-1894

Richard Mariott, *Publications Manager*

Gerald Parks, *Editor-in-chief*

Don Jones, *Design*

Ginger Casebeer, *Technical Editor*

Shirley Speer, *Technical Proofer*

Heather Watts, *Special Assistant*

"Scared! I'm scared!" Jeremy whispered. With shaking hands, he fastened a life preserver around his thin waist. He heard and felt the power of the waves as they washed in to shore and reached for his cold, bare feet. Thunder rumbled in the distance. Lightning lit up the hills surrounding the lake.

The ankles of his sweat suit were wet. He jumped back, nearly falling over the canoes neatly laid upside down in a row along the shore. The shiny bottoms glistened in the intermittent moonlight, playing tag with the dark clouds blowing across the sky. The name Camp Manahu was painted in white on each green boat.

He froze as he watched something wriggling out from under a canoe! He saw two furry paws and a small, wet, scruffy head with perky ears.

"Mutt!" Jeremy called to the stray dog that had wandered into camp starved and in need of affection. "My buddy." He knelt down and picked up the wet, shivering body. The puppy nuzzled Jeremy's neck.

"My only friend in camp. You're cold and scared too," he said. He put Mutt back under the canoe. "I'm going to miss you, Mutt."

Jeremy glanced back at the camp. The counselor's cabin was dark. He hadn't awakened anyone when he stole out of his bunk from Grizzly Bear cabin. "I'm homesick, Mutt, and I'm going home!"

He glanced across the ominous black lake as he picked up a paddle. The counselor said it was half a mile to the other side. Every night Jeremy had looked out his cabin window across the lake. A light seemed to beckon and say, "If you can get this far, you can get home!"

"Mutt, I have to roll over a canoe and paddle it across the lake." Could he do it? He never gave up wishing he was a "jock" admired by his peers.

A flash of lightning zigzagged across the sky. He tried to ignore it and the soft rain that was misting his glasses. He planted his knees in the sand, clenched his leg and stomach muscles, and put all his strength into his task. He pulled up on the side of the canoe. Miraculously, the canoe rolled over. The bottom smacked the sand! The cabins were still dark and quiet in the ghostly mist of the approaching storm.

He slid the boat a few feet to the edge of the lake. As the boat began to slip sideways in the rising waves, Jeremy lost his nerve. His shoulders drooped. Fear and helplessness consumed him. He began to shiver.

THUD! Frightened, he jumped and released the side of the canoe. He peered into the boat as lightning lit up the hills. Mutt was seated on the floor of the boat with his short tail wagging.

"I can't take you, you crazy dog I have to..." The light appeared across the lake. "It's there! My beacon of hope."

The boat suddenly swung out in the rising waves. Jeremy heaved himself over the side.

The wind whipped the water into crashing waves that threatened to upset the boy and his dog. He remembered the stabilizing lesson on first entering a canoe and paddling in rough water. After being washed sideways in to shore several times, he carefully worked his way to the front of the canoe with the paddle — crawling down the middle, close to the floorboards.

"Watch out, pup!" he yelled as Mutt squeezed his shaking body underneath Jeremy's unsteady arms. "I've got to work my way to the front, Mutt, so my weight and strength will help guide the boat through the waves!"

Jeremy knelt in the prow with a tight grasp on the paddle, holding it close to the side of the canoe. He



by Barbara J. BELKNAP

SURVIVAL

shouted his strokes into the wind, "One, two," and then he reversed his paddle to the other side of the boat. "Three, four. One, two — three, four."

"Mutt, we're moving! We're headed out to the middle of the lake. We've got to reach that light before the storm gets worse. I've seen some mean waves on this lake."

Mutt had curled himself between Jeremy's knees. "Mutt, we've got the power," he shouted with growing confidence. "I feel like God's in control of this boat, and the wind, and the waves! I feel a new strength filling my body and soul!" He remembered the coach explaining that his faith in God would overcome weakness and fear.

Waves slapped the side of the boat. His body ached from the strain on his muscles as he pulled the canoe forward over the roiling water.

"The light's close, Mutt," he said to his comrade. "We'll soon be safe on the beach." Safe, Jeremy thought, I have never felt so strong and at peace. I feel I can do anything now.

The canoe scraped the sandy bottom as they

reached shore. Jeremy leaped out and pulled the boat to a safe spot on the beach. "We did it, Mutt," he shouted as the dog jumped into Jeremy's waiting arms. "God, you, and me — we did it! You helped me, pal, you trusted me."

Jeremy saluted the light that had guided him. He rolled the canoe over and crawled underneath with Mutt in his arms. Hail pelted the bottom of the canoe that made a safe haven over their heads.

"You know what, buddy?" he whispered in Mutt's ear, "we're going to take a short rest, and then paddle back to camp. I can see the moonlight reflected in the water. The storm has passed us, Mutt."

Jeremy was not afraid to face the challenge of camp life. He was filled with a new faith and wisdom. He had discovered the wished-for excitement and confidence in himself. "Mutt, I wasn't running away from camp — I was running away

from myself. I'm still a little scared, but I'm actually excited to paddle back and sneak into my bunk before anyone wakes up!"

**"We've got to
reach that light
before the storm
gets worse.
I've seen some
mean waves on
this lake."**

Wolf Dancer

by Steve McFARLAND

What do a high school English teacher, Native American dance and culture, a GMA recipient, and a Jim Bowie Chapter scout have in common? The answer is 16-year-old William McFarland. William is the Jim Bowie Chapter scout and the Mikko Aatinaani in Ishak Natau, a Native American dance troupe. Mikko Aatinaani, means "head man," or president. William was elected because of his ability to learn and perform all of the dances well, as well as his leadership and service within the organization. William learned how to lead during Royal Rangers, serving as assistant guide, patrol guide, and senior guide. He also served in the Elite Corps at the Louisiana Royal Rangers Training Academy.

Last year Mr. Joe Tullier, an English teacher at William's high school, asked William if he would be interested in joining the Ishak Natau dance troupe. William agreed and danced in the spring dance. When he returned in the fall he was elected Head Man. Since then he has danced at school functions and a sectional Pow Wow. William combines talents and skills

developed in Frontiersmen Camping Fellowship and Royal Rangers with the knowledge he has gained from Mr. Tullier and Ishak Natau. The resulting experiences allow him to reach people with whom he normally would not have had a chance to talk. William has told people about Royal Rangers, FCF, and Native American dance and culture. His talents also allow him to speak freely about how to use and develop God-given gifts and talents.

Recently, William's district commander was a guest at one of the performances where William did the "Fire Dance." William also danced at the Greater New Orleans Sectional Pow Wow and other events. After the Pow Wow, boys throughout the camp were saying, "That was cool," "I like his outfit," "He was so close to the fire," and "I want to learn how to do that."

The dance troupe ends each performance with a traditional Native American closing — a salute to the drummers and each dancer. The words they say mean, "We will meet again." When they do, William looks forward to another opportunity to share his God-given abilities.



Gold Medal Achievement Essays...

by Jason HUNT

The biggest decision in a young boy's life is, no doubt, whether or not to become a Christian and serve the one true God. After the boy makes that decision, he needs some kind of guidance to help him grow and remain strong in Christ. I think that Royal Rangers is a perfect group to help you in your walk with the Lord. Deciding to be a Royal Ranger is what I believe to be the second biggest decision in a new Christian boy's life.

When a person hears about Royal Rangers, the first thing he thinks is that it's just a group for fun and playing activities that boys enjoy. Yes, that is true, but also Royal Rangers is one of the most spiritual groups in the Assemblies of God churches. I have talked to many commanders, and I know firsthand (as a junior commander and leader for our outpost), that one of the greatest feelings is watching a boy go to an altar and make that big decision to become a Christian. When I personally see a boy doing that, it just makes all the hard times out there in the woods worth it all. There is no way that I can explain that feeling. It is one of

The Value

the greatest feelings I will ever experience.

When we go to the District Pow Wow where there are 1,500 boys and men around one council fire, things begin to happen. Guys from the age of 9 and up are filled with the Holy Spirit, praying with and for each other. That is one of the most encouraging moments in a Christian's life. When we come back from a Pow Wow, my life and other boys' lives are changed forever.

As you may be able to tell, Royal Rangers means everything to me. I began in Royal Rangers at the age of 5, and I have been growing ever since. I can't begin to explain what Royal Rangers means to me. That is something I know and feel deep in my heart. As a normal teen-ager growing up, I went through some very hard times. But as a Royal Ranger, I have always felt I had a place to retreat where problems were not a priority. Royal Rangers has been a place for God and me to meet regularly and become closer. I have grown tremendously in my walk with the Lord through Royal Rangers.

While being in Royal Rangers, I have learned many things: responsibility, respect, endurance, obedience, how to set goals, as

well as many outdoor things. I have learned how to go out in the woods with nothing and stay there for as long as needed. Also I think that one of the most important things I have learned is the Golden Rule.

When I heard the Golden Rule for the first time as a 5-year-old boy, I was not sure what it meant. But as I grew, I began realize that the Golden Rule affects everyone I come into contact with, as well as myself. I will always make sure I live by the Ranger Code.

Royal Rangers gives a boy a feeling of self-respect and pride. I have set high standards for myself because of Royal Rangers. My goal has been to go as far as I could in Royal Rangers, including earning my GMA. I hope I have finally achieved that goal. I plan to come back and help other boys set their goals high, possibly as high as the GMA.

I have done a lot of work in Royal Rangers. It is very hard to give up things sometimes to get what we really want. For the last year I have been trying to finish my GMA. There were so many times I just wanted to hang it up and wait until next year, but something inside of me would not let me. I feel that God was telling me to keep going for my goal. I prayed every night this last year for help and guidance on my GMA. Now I have finally met that goal, and I give the Lord all of the credit. Without Him I could not have made it.

The biggest decision in my life was becoming a Christian, and the second largest decision was becoming a Royal Ranger. I know without a doubt that I made the right decision.

Jason Hunt, Challenger
Outpost 173, Potomac District

of Royal Rangers

by Tommy **REIGEL**

Royal Rangers is a valuable program for boys. It has helped me in many ways. I will tell you how it has given me memories and friendships, and how I have learned biblical and camp-craft skills. Also, I will give recognition to people who helped me all of the way in the program.

I have many memories from Royal Rangers events — some good and some not so great. One of my early memories was on a campout. There was a huge storm. One person's tent turned over with the kid asleep inside of it. In that same storm, my little cousin was half crying, half screaming that his dad had been blown away, while I was inside of a shelter playing ball.

Another memory is from Advancement Academy while earning my Wilderness Survival merit. I woke up in the middle of the night and discovered I was halfway down the mountain from where I went to sleep. I started screaming bloody murder, and the commanders told me to "be quiet and go to sleep." Then, someone turned on a light behind me. I started toward it, and when I got halfway there the light turned off. Next, someone from another direction turned a light on. I ran toward it, this time yelling for them not to turn it off. When I got there, I found a couple of kids who were also earning the Wilderness Survival merit. I didn't go back to my sleeping place that night. Maybe it was there that I picked

up the hundreds of ticks I discovered the next day.

Don't let me mislead you though. I have had many good memories like fishing, camping, playing paintball, swimming, and more. One of my good memories was on the last night of Advancement Academy. There was a mighty move from God. One of the kids said, "If you didn't get touched, you weren't there." I had to agree.

I feel Rangers helps boys build positive, Christlike character. It has helped me build a trust in myself and a confidence in what I have accomplished, and know I can accomplish. The class lessons teach godly principles. Basically, it has helped me become more like Jesus.

Royal Rangers provides experiences in service projects like helping in Sunday school or picking up the trash around your church or community. It also helps boys learn about their local church and the doctrines and practices of the Assemblies of God. You learn to memorize Scripture. Most of all, you get closer to God by reading the Bible and witnessing.

It teaches other important life lessons too. Through Rangers, a person can learn first aid, which someday may assist him in saving another's life. He can learn camping

"Rangers gives boys experience in inviting kids from their school, community, etc., to church and other activities."

skills, which might help him enjoy the rest of God's creation, the outdoors. Boys learn other practical skills such as knot-tying and safety.

Rangers gives boys experience in inviting kids from their school, community, etc., to church and other activities. It offers boys a place to have fun, learn a variety of things, and get recognition for what they have achieved. Rangers provides friendships to boys who do not find them in their school or neighborhood. When my family moved to Springfield almost three years ago, some of the first friends I made were Rangers.

I have experienced all of these things going down the advancement path. Rangers does a good job in its goal to reach, teach, and keep boys for Christ.

I am thankful for the friendships I've made with other people who love God. If it weren't for the leaders, I would never have gotten this far. They make Rangers enjoyable and challenging as they encourage me to do my best.

I would like to give special thanks to a few people who have helped me along the path to getting my Gold Medal of Achievement. I would like to thank my commanders at Central Assembly: Norm Kirsch, Kirk Watson, and Ray Reece. I would also like to thank my uncles, Paul and Dwight Walters, who, with these commanders, helped and guided me in the advancement path. Also, I greatly appreciate the support from my mom and dad. Without the help of all these people I may have never gotten this far.

Tommy Reigel
Outpost 6, Southern Missouri District



by Tom & Joanne O'TOOLE

WILDERNESS

Hiking & Backpacking

Big Rewards for Enthusiasts

There are big differences between a walk in the woods, hiking, and backpacking. When people say they're going to take a walk to get close to nature, they might spend an hour in one of the local parks or surrounding natural areas. Equipment is not necessary, and comfortable walking shoes are usually sufficient.

A different level of exercise, hiking can involve tackling lengthy forest trails, setting out to climb a ridge and enjoy the vista, or plodding along a riverbank for the better part of the day.

The most rugged of the foot-weary breed are the backpackers. They usually have seasoning and savvy to reach a distant destination within a determined time frame.

Unlike early frontier men and women who plodded their way west, today's backpackers have it easy. The modern frame packs of lightweight aluminum tubing and a nylon pack sack are perfectly balanced to fit the contour of your back. Taking nearly all weight off the shoulders, the pack rests comfortably on a padded belt around the hips.

Serious outings and longer adventures take planning and outdoor know-how. Two necessary items are the pack itself and the boots you wear. Buy the best quality of both that you can. An exterior pack frame distributes the weight better and will hold more items. Be sure the pack is constructed of heavy water-repellent fabric, has ample pockets, and has stitching that is reinforced at stress points. Lightweight, water-repellent hiking shoes are equally important. Break your shoes in well before your first outing.

Your total pack and equipment should not weigh more than one-fifth to one-fourth (20-25 percent) of your body weight, and even less if you are inexperienced. When figuring weight, consider everything — full canteens, the camera around your neck, and anything hanging off your belt.

Certain personal essentials include: a tent with a waterproof ground cloth, or plastic tarp with mosquito netting; a nylon sleeping bag (or blanket for summer); foam pad or an inflatable air mattress for sleeping comfort.

Other items include sunscreen; sunglasses; waterproof matches or a lighter filled with fluid; rain gear; a complete change of clothing (including socks and underwear); first-aid and snake-bite kit; insect repellent; signal mirror; coins for a pay phone; Kleenex and toilet tissue; pocket knife; nylon cord; needle and thread; safety pins; small towel, soap and hand towel; your own cup, bowl, and spoon; and trash bags. Many items should be individually sealed in waterproof plastic bags.

Because wilderness hiking is seldom done alone (never a good idea), someone in the group should carry a one-burner cooking stove; utensils; food (1 1/2 to 2 pounds per person per day); drinking water; a flashlight with an extra bulb and batteries; a compass; and a map of the area you're exploring.

Don't skimp on the essentials when heading out. If it seems like a lot, keep in mind that modern sleeping bags can be stuffed into very small duffel bags these

days. If a tent is too heavy, plastic sheeting with mosquito netting can be substituted.

You might have special requests too, like a wide-brimmed hat, water purifying tablets, an axe or hatchet, pliers, or a pair of canvas camp shoes.

Don't go without letting someone know where you'll be and how long you'll be gone. If you've driven to a park, camp, or forest area and plan to leave your car, put a note on your dashboard visible to local law enforcement officials.

Some areas of the country are conducive to year-round hiking and backpacking. In other areas, fall and spring are the most popular seasons. It's wise not to hike during hunting seasons, but if you feel you absolutely must, wear highly visible clothing. (Orange is best.)

Hiking is supposed to be enjoyable and relaxing. Trying to set a fast pace can result in your missing out on what you really wanted to accomplish in the first place. With group outings, agree to set a pace comfortable for the slowest member.

Get a good weather report before heading out. Be prepared for weather changes. The best way to stay warm is to dress in alternate layers of wool and cotton. Wool stays warm even when wet, and cotton fabrics ventilate to keep you cool.

Wearing two pairs of socks will minimize the friction in your boots. Wear a thin cotton pair on the inside next to your skin and a heavy wool pair on the outside. Always carry extra socks. They must be completely dry to prevent blisters and other foot maladies.

Be wary of natural hazards like snakes, spiders, ticks, chiggers, poison ivy, etc.

Natural water sources may not be pure, so you have to carry your own. If you run short, use tablets or boil water before drinking.

Locate your campsite on bare soil at least 100 feet from a stream and the trails. To eliminate the need for trenching, find a well-drained spot, and pitch your tent.

There is no garbage collection in the wild. Pack out bottles, cans, foil, and other trash that will not burn. Burying the debris is not acceptable. For human waste, dig a small hole about a foot deep, and at least 100 feet from open water. If possible, keep the sod intact. After use, fill the hole with loose soil, and tramp in the sod on top.

Take special care with campfires. To kill a campfire, drown it with water, turn the sticks and ashes, then drown it a second time, making sure the embers are completely out.

So what's left? Just the experience itself. Whether it's a lush mountainside, a trickling waterfall, or just the appreciation of the balance between the woods, water, and wildlife, wilderness hiking and backpacking give you a heady sense of accomplishment. And that's reward enough.

Tom and Joanne O'Toole are outdoor journalists and photographers who live in a northeast Ohio community where there are many opportunities to explore the countryside.

Some areas of the country are conducive to year-round hiking and backpacking.

In other areas, fall and spring are the most popular seasons.



by Sonia A. RANDALL

the NUTCRACKER and the *Pine*

Far up on the highest mountains in the western United States, a bird and a tree live together in a partnership essential to the survival of both. The bird is Clark's nutcracker and the tree is a white bark pine.

The tree has a problem. White bark pine grows only in small patches above-the timberline — the highest place on a mountain above which no other trees can grow. Although the pine produces cones full of seeds, the cones do not open to let the seeds fall out and grow. They don't even open up in the heat of fire like the cones of some other pines. The white bark pinecones have to be opened by other means for the seeds to be released.

Enter the Clark's nutcracker. About the size of a small crow, he is a stocky gray bird with large white patches on his black wings and tail. His favorite food is the seeds produced in white bark pinecones. With his powerful bill, he pries open the cones and places the seeds in an expandable pouch of skin under his tongue (after snacking on a few of them, no doubt). His special pouch will hold up to as much as 40 seeds.

Flapping his strong wings, he flies off to a meadow or favorite open ground — sometimes as much as 4 miles away. There he digs a series of holes in the ground with his long pointed bill and places a few seeds in each hole. In a single season he may carry

away and plant between 50,000 and 90,000 seeds.

He dines on these stored seeds most of the winter, and even feeds some of them to his fledglings in the spring. Between two and six nutcrackers are raised each year in a deep bowl-shaped nest built of twigs and grasses on the branch of a pine tree.

The Clark's nutcracker may think he is just having a tasty meal and prudently storing supplies for the winter. At the same time he is actually an industrious conservationist helping to plant more white bark pine.

God has given the nutcracker an almost miraculous ability to remember exactly where he deposited his seeds and an even more amazing ability to get them out again. If he has to, the nutcracker can dig through 3 feet of snow to find his storage places.

Naturally the nutcracker does not find all of his stored seed. Those left in the ground are free to sprout and grow into more trees.

The white bark pine and Clark's nutcracker benefit each other according to God's plan for them. The tree provides food and nesting places for the bird in this barren rocky habitat where no other trees will grow.

The nutcracker, following the instincts God has placed within him to store food, unwittingly helps plant more pine trees so there will be food for future generations of nutcrackers.



ROYAL RANGERS HIGH ADVENTURE *Leader*

VOLUME 31

FALL 2001

NUMBER 3

Camporama — Or Bust!!!

by Rich Mariott, National Commander
National Royal Rangers Office

For the past four Camporama's, I have driven from California to Eagle Rock, most of the time taking the district's tents and equipment to the camp. While we were traveling somewhere in Colorado, a church bus passed us and had a sign in the back and side rear windows: Camporama—Or Bust!


We want the 2002 Camporama to be the best ever! To accommodate this, our office was recently approved to hire a full-time National Boys Camps Coordinator. Part of his responsibilities include organization of the Camporama. As a result of this approval, we invited Steve Schultz, past national pageantry and district camps coordinator for Southern California, to fill the position. Steve has many years in Royal Rangers at the outpost, section, district, and national levels.

Many plans and project goals for Camporama and the future were set, including improvements to the campground to provide better camping facilities. Steve will be coordinating the plans for Camporama. Rick Dostal (National Training Camps and Eagle Rock Campground site improvements coordinator) is working the campground improvements along with Paul Lintner (Eagle Rock Campground Manager).

Every one in the office is a team player. We work together as a team for the good of Royal Rangers, to support your outpost and to provide you with the best program and related materials we possibly can for your boys.

Here is a list of improvements being done prior to the 2002 Camporama:

- 5 new and larger shower houses with chlorination systems are being built next to the existing five.
- 2 additional shower/restroom facilities built in key locations for food service personnel and campground staff workers.



■ 3 new food service locations where food can be served. Each location will have large tents with electrical and water service.

■ The amphitheater will be expanded to double its size. Better sound, lighting, and video screens are being installed.

■ Districts will host all the events on the large field in front of Johnnie Barnes Lodge.

■ Many additional events, tradesman, and appropriate World's Fair booths will be added.

■ New, wider roads and new walking trails are being developed for better access.

■ Special-built trailers are now being constructed for the Tram Service. These trams will run to and from campsites, by the food service tents, and to the large field where the events will take place.

■ The new log RR Resort and Visitors Center where registration will be held has already been framed. This will serve our registration crew, visitors, and foreign delegates.

■ We anticipate DHM MAPS teams coming to volunteer as Camporama staff.

■ The rifle range is now over 375 feet long. Daisy® Corporation will be hosting our air and pellet rifle competition at the new range.

■ BMX and mountain bike courses are in the works.

■ Additional camping and parking areas have been designated and are under construction.



Richard Mariott is the National Commander of Royal Rangers serving in that position for the past two years. He and his wife LeeAnne have four daughters.



Continued from previous page

Other possible improvements being considered prior to the 2002 Camporama include:

- 2 swimming pools with a shower house
- 2 additional shower houses in a new location

The Royal Rangers Camporama Store will have many items for sale such as: Camp Eagle Rock postcards, Power Mark comic book series, limited edition RR hats and t-shirts, and more.

Monday evening will be the grand opening ceremony. To commemorate the opening there will be a parade with each district using 2 to 3 boys to carry their district flags or banners to the council fire. On Tuesday, Wednesday, and Thursday we will have colorful pageants exhibited along with special music, worship, and a great time enjoying the outdoors. The camp will conclude with a Thursday evening service and a tremendous fireworks show. Most importantly, the Royal Rangers in attendance will be challenged each evening by the Word of God through great camp speakers.

National Pageantry Camp

All new for leaders, the Pageantry Camp will take place one week prior to Camporama 2001. Specialized instructors from around the United States will teach this school. These professionals will be teaching pageantry classes including scriptwriting, stage and prop building, video and camera instruction, the use and safety of pyrotechnics, stage sound and lighting, plus acting and directing, to mention a few. After the first week's camp, the trainees will be building the Camporama displays each night under the direction of the skilled instructors. This class will be a 2-week school with a limited attendance of 50. Regional and District Pageantry Coordinators will be given first priority.

Yes, boys and commanders, you don't want to miss it! Make plans now to attend the 2002 Camporama. Contact your district commander or the national website at royalrangers.ag.org for more information. Registration packets and a promotional video are available upon request.

See you at Camporama!

Sincerely "Honored to Serve,"

Rich Mariott
National Commander

ATTENTION COMMANDERS!

Please send us news of your Pow Wows, district/sectional events, and reports of ministry from the Convoy of Hope, and other events happening in your area.

Thank You!

Eagle Rock, Missouri
July 15-19, 2002



Aim for the CHOPPING BLOCK

by T. Ray Rachels, District Superintendent
Southern California

Annie Dillard often shares her observations of life. In one of her books, she talks about swinging an axe and chopping wood. "Chopping wood," she says, "is best done when you aim for the chopping block. If you aim for the wood, you will hit nothing. Aim past the wood, aim through the wood; aim for the chopping block."

That idea is true for building boys as well. Look past the present moment or troubles that keep the boy from learning quickly and doing well. Take the long view that sees the good man locked inside the boy, needing only a guiding hand to point him toward a Christ-honoring future. That job requires focus and a spiritual understanding of the difficult tasks of leadership preparation and follow through.

When I first came to California years ago to pastor, I met with the church's Royal Rangers commanders. I listened to the ideas of the men in uniform laying plans for a great Royal Ranger future in our church.

One of the commanders complained about the \$24 annual district charter fee. We discussed whether or not the church should or should not send the money. Then a good and wise man spoke up: "Listen, it costs to do business. We are part of a larger team that builds boys for the future. Our Royal Ranger outpost is not an island, separate from the rest. We're part of something good. Let's act like it!"

Integrity is at the heart of the Ranger program. It promotes the development of the boy, who is part of the church's outpost, which is part of the section, which is part of the district, which is part of the national team. Teamwork is the core of a great Ranger program.

The Royal Rangers program has impacted Southern California powerfully this past year. During the altar call at our 2000 Camporee, a Pioneer asked his dad if they could go forward together to ask Christ into their lives. The dad said no, but told his son to go ahead. Moments later, the boy felt a hand on his shoulder, and

looked around as a man knelt beside him and began to sob. It was his dad.

Joshua was 11 years old. His mom, a single parent, was killed in a head-on automobile accident. Joshua was sent to the mountains to live with his non-Christian grandmother. She had heard about Royal Rangers at the neighborhood church. The idea of Christian men spending time with boys, she reasoned, seemed to be just what Joshua needed.

One month later at Pow Wow, Joshua went forward for salvation. At Merit Award Camp during the summer, Joshua was baptized in the Holy Spirit.

Oscar, having heard the message in spite of his attitude, was convicted by the Holy Spirit. He came down the hill to receive Christ into his heart.

All of his hurt, confusion, belligerence, and sin was washed away by the touch and forgiveness of Christ, the Savior.

Fourteen-year-old Oscar was an inner city gangbanger. A Royal Ranger commander stopped by a local convenience store after his Wednesday night outpost meeting, where Oscar and four of his gang friends happened to be hanging out. The Commander invited them to attend a Pow Wow the next weekend. Surprisingly, Oscar and his gang buddies showed up. Once at camp, their belligerent ways and tough attitudes were hard to handle. During the evening council fire, they disrupted the meeting. However, the speaker stayed focused and finished. The altar call began, and God was at work!

Oscar, having heard the message in spite of his attitude, was convicted by the Holy Spirit. He came down the hill to receive Christ into his heart. All of his hurt, confusion, belligerence, and sin was washed away by the touch and forgiveness of Christ, the Savior. On Saturday night, Oscar was gloriously baptized in the Holy Spirit.

A young Trailblazer approached the District Commander after a powerful move of God during the Saturday council fire. His dad was a pastor, and there had been church problems lately. He had been questioning God about how things like that could happen among God's people. Discouraged and upset, he felt he didn't want to go back to church. That night he went forward during the altar

— Continued on next page



Continued from previous page

time to seek God. He felt God's arms around him and was re-filled with the Holy Spirit.

Stories of God's grace are repeated again and again through the ministry of Royal Rangers. And the lives of young boys are rescued.

Three men were working on a large construction site. A man walking by asked one of the workers, "What are you doing?"

"I'm digging this ditch," he said.

He asked the second worker, "What are you doing?"

"I'm putting up this wall here."

He asked the third worker, "What are you doing?"

"I'm building a skyscraper."


Getting the right perspective on our work is one of the most significant things we do. The great value of building boys through Royal Rangers is that we believe the boy will grow up to be all God intends him to be. We're not digging ditches—we're building human skyscrapers for God's glory.

It's not the classes, the campouts, or the awards. It's the long view of a boy's life. It's what he becomes as a result of his experience in our Royal Ranger family.

Will the teaching, relationships, and life skills he learns in Rangers bond deeply within his soul and make a difference in the man he becomes?

You are a Royal Rangers leader! If you are ever asked the question, "What are you doing?", I hope you will be able to say, "I'm part of a great team of people who are committed to working together to build great men out of young boys."

Effective Royal Ranger commanders always aim for the chopping block!



Rev. T. Ray Rachels is the Superintendent of the Assemblies of God Southern California District. Prior to that he served in many capacities for the Assemblies of God and as a pastor. He and his wife, Judy, live in Irvine, California. They have three children and five grandchildren.

FRONTIERSMEN CAMPING FELLOWSHIP **TERRITORIAL RENDEZVOUS** FOR YEAR 2001

COLONIALS Territory Northeast Region

OCTOBER 18-21, 2001

Camp Collier, MA

Contact: Herman Geesaman

RIFLEMEN Territory Southeast Region

OCTOBER 18-21, 2001

South Carolina District

Campground

Honea Path, SC

Contact: Cecil Norris

EXPLORERS Territory North Central Region

SEPTEMBER 26-30, 2001

Camp Thunderbird

Moberly, MO

Contact: Wayne Farrand

RIVERMEN Territory Gulf Region

OCTOBER 18-20, 2001

Boy Scout Camp Nile Montgomery

Damascus, AR

Special Speaker:

Rick Dostal, NATIONAL TRAINING COORDINATOR

Contact: Hilton Myers

(601)542-5502 HP

(601)249-7437 Cell

www.rrfcy@telapex.com

A FRONTIERSMEN CAMPING FELLOWSHIP **Secret Recipes**

Hobo Stew

1 lb. ground beef 1 small head of cabbage 1 1/2 cups of water

1 can of vegetables for each person (*have each boy bring his favorite*)

Brown the ground beef in Dutch oven. Add water and chopped cabbage. Open cans of vegetables and pour into oven. The seasoning in the vegetables will season the stew. Bring to a boil and let simmer. Suggested vegetables: stewed tomatoes, potatoes, carrots, peas, green beans.

Guadalupe Chile Pie

2 lb. ground beef 1 medium-sized onion, chopped

1 tbsp. margarine water 1 15-oz. can chili beans 1/2 tsp. chili powder

1/2 tsp. salt (1) 8-oz. can tomato sauce (2) 6-oz. pkg. cornbread mix

Brown ground beef and onion in the margarine in open oven. Add beans, chili powder, salt, and sauce. Cook for 15 minutes in covered oven. Prepare cornbread according to package and pour on top. Cook for 20-30 minutes, until cornbread is done.

Back to the Future

The Transition Plan

Trailblazers to Adventure Rangers

by Mike Laliberty, Deputy National Commander

By now many of you have already seen the "Trailblazers to Adventure Rangers Transition Plan." The optional plan was announced at the National Royal Rangers Council in March. The motivation for the unique Trailblazers transition plan was to bring the future merit driven system back in time, to replace today's current advancement requirements trail.

The purpose was to provide guidelines for Trailblazer boys to earn the Gold Medal of Achievement-Transition Option while waiting for the new Royal Rangers program changes to be released. The Trailblazers transition plan focuses a boy's advancement work on the merits required to earn the Gold Medal of Achievement, not the advancement trail detailed in his Trailblazer handbook.

It also allows the leader to teach merits rather than scatter his energies on a wide variety of requirements. The leader is allowed to teach one topic at a time to all the boys in his group. This will be the advancement method used in the new program being released for the Royal Rangers in March 2002.

Here are the most frequently asked questions concerning the Trailblazers transition plan.

Q: *If I start using the transition plan in my Trailblazers outpost, do the boys need to complete the Trailblazers and Pioneers advancement requirements in order to earn their GMA?*

A: No, they do not need to complete those requirements. However, they must complete all the merits required to earn the Transition Gold Medal of Achievement. This list may be found on the national Royal Rangers website at www.royalrangers.ag.org on the "Website Updates" page under the GMA Transition details topic.

Q: *When can I start using the Trailblazers transition plan?*

A: Right now! The plan is effective from March 2001 through December 2003.

Q: *How do the boys earn their Trailblazer chevrons using the transition plan?*

A: The boys advance by completing merits from the Transition GMA merit chart. For example, boys who complete 4 merits from the GMA chart will earn their Second Class rating; those completing 8 merits from the GMA chart will earn their First Class rating; and so on.

Q: *I have a Trailblazer who has already earned his Advanced rating but only has a total of 7 merits. Should he be returned to a Second Class rating?*

A: No! Allow him to keep his Advanced rating. He will just be required to earn 9 additional merits from the GMA chart before he can advance to his Master rating.

Q: *I have a Trailblazer who has already earned 14 merits but only has a First Class rating. Can I immediately give him the Advanced rating?*

A: Maybe. First, check the list of merits he has earned against the GMA chart to make sure he qualifies for his next level of advancement. The GMA chart only allows for a maximum of 8 optional merits.

For example, to qualify for the Advanced rating under the Transition Plan, a maximum of 8 optional merits and a minimum of 4 required merits are allowed. If all he has are optional merits, he will have to wait until he earns the minimum number of required merits to move ahead.



— Continued from previous page

Q: What do I do when our Trailblazers switch to the Adventure Rangers next year, and I have a Trailblazer who has already earned his First Class rating but only has a total of 5 merits? Should he be reduced to the new Bowie Knife advancement patch?

A: No! The transition plan shows that a First Class rating is equal to a Bronze Medal, so give him the Bronze medal. He will just be required to earn 5 additional merits from the GMA chart before he can advance to his Cedar advancement patch.

Q: What do I do when our Trailblazers switch to the Adventure Rangers next year, and I have a Trailblazer who has already earned 15 merits but only has an Advanced rating. Can he only receive his Oak advancement patch or can he receive his Sequoia advancement patch?

A: Depends. First, check the list of merits he has earned against the GMA chart. He may qualify for his next level of advancement. The GMA chart allows for a maximum of 8 optional merits.

For example, to qualify for the Sequoia patch, under the Transition Plan, a minimum of 6 required merits are necessary along with 8 optional merits. If he already has the minimum required merits, he is eligible for the Sequoia patch instead of just the Oak patch for the Advanced rating transition.



Gold Medal Requirements

(Transition Option) Valid 3/1/01 to 12/31/03

- ☐ Must be at least 12 years old and at least in the 6th grade.
- ☐ 3 months as Silver medalist. (Time limit does not apply:
 1. To boys, 8th grade and above, just entering the Ranger program.
 2. During the transition time of 3/15/01 - to - 3/15/02)
- ☐ 6 months in leadership as:

- ☐ Gold Medal Christian service project** at the local church or read the Royal Rangers Leader's Manual
- ☐ 500 word essay

4 Required Red Merits*

- ☐ 1: Family Life** or God & Family
- ☐ 2: Cooking
- ☐ 3: Tool Craft
- ☐ 4: Safety

12 Required Gold Merits*

- ☐ 1: Bible
- ☐ 2: Christian Missions or Light for the Lost
- ☐ 3: Home Safety or Camp Safety
- ☐ 4: First Aid
- ☐ 5: Christian Service or God & Church Award
- ☐ 6: Communications**, Public Speaking**, or Wilderness Survival
- ☐ 7: Bachelor
- ☐ 8: Citizenship or God & Life Award
- ☐ 9: Nature Study
- ☐ 10: Camping
- ☐ 11: Hiking or Advanced Swimming
- ☐ 12: Physical Fitness

8 Optional Merits*

(green, gold, or silver merits)

- ☐ 1 _____
- ☐ 2 _____
- ☐ 3 _____
- ☐ 4 _____
- ☐ 5 _____
- ☐ 6 _____
- ☐ 7 _____
- ☐ 8 _____


Trailblazers to Adventure Rangers Transition Plan

The transition plan for trailblazers is a merit award advancement system, just like the new program. The focus is on merits instead of the advancement trail detailed in the Trailblazer Handbook. Using the transition plan, (March 2001 through December 2003), boys may earn their Trailblazer advancement ratings (2nd Class through Explorer) by completing the merits required to lead them to the Gold Medal of Achievement (GMA).

These merits are listed in the Adventure Rangers Gold Medal Chart on the previous page.

For example, boys who complete a total of 4 merits from the chart will earn their Second Class rating, those completing a total of 8 merits will earn their First Class rating, and so on. When the Adventure Rangers program is released in 2002, a boy's Trailblazer rating will transfer immediately to the new Adventure Rangers

advancement level based on the number of merits he has completed. If a boy chooses to stay with the old advancement requirements system, he would use the same transition chart below to convert his chevron rating to the new advancement patch. For example, if a boy earned his Master rating as a Trailblazer, then he can receive all the patches up to and including the Silver Medal patch. The transition chart below indicates advancement levels in the new program. The Adventure Rangers advancement patches and medals, with the exception of the GMA, will not be available until the Adventure program is released in March 2002.



2
merits



24
merits



4
merits



22
merits



6
merits



20
merits

20
merits



8
merits



8
merits



12
merits



16
merits

18
merits



10
merits



12
merits



14
merits



16
merits





The Importance of the Teacher




by Brian Hendrickson

Many commanders are excited about the prospects for the new program to be released in March 2002. Our office staff has been traveling around the United States promoting the new program, and we have received a high level of acceptance from many districts. The opportunity to have a written curriculum to use will help each commander become more successful. This new material will also mean a lot less time spent preparing for the weekly meeting. But we must stress the importance that you, the commander, play in the local outpost. Let's start by doing a little exercise.

On a separate piece of paper, write down the name of your favorite teacher. This teacher may have been a Sunday School teacher, first-grade teacher, etc. Next, write down what you remember most about that teacher. Done? Great. Now read the following quotations a 5-year-old girl said about her teacher. "The best thing about my teacher is the way he smiles at me." "My teacher gets two milks with his lunch and a lot of food." "My teacher is not beautiful. He is a man." "My teacher knows the rules a lot better than us. He's older."

"My teacher smiles too much. He loves smiling." Read them again but with this question in mind. Did she ever mention what her teacher taught her?

Do you see what I see? Look back at what you wrote about your favorite teacher. You should notice the same thing. Bethany McHenry, the little girl quoted above, was my student when she was in kindergarten. I took these quotations from a book entitled *The Best Thing About My Teacher* by Judy Gordon Morrow. It is filled with many quotations from boys and girls between the ages of 5 and 18 expressing the same sentiment about their teachers.



You see, I taught Bethany math, the alphabet, and how to read. Yet, she never mentions once what I taught her. She only talked about who I was as a person, a teacher. In fact, I would venture to guess that you cannot remember very much of what your favorite teacher taught you, but you can remember what that teacher meant to you.

Yes, the national office will be providing some exciting new materials to help you. But remember this: these new materials are elements of the Royal Rangers program, but you are the most important part of the Royal Rangers ministry. Your boys may not remember all the things you taught them, but they will always remember who you were. One boy will remember the camping trip when it rained all night and you gave him a dry sleeping bag—yours. Another boy will remember the night you called him to wish him a happy birthday, or the time you comforted him because he just found out his mom and dad were getting a divorce.

Years from now, a young man will approach you and ask you to identify him. You

may or may not be able to remember his name, but he will tell you that you made a tremendous impact on his life when he was a boy, a Buckaroo or a Pioneer.

Commander, you have a great opportunity and a great responsibility to reach out to boys needing a good role model, a gentle touch, or a word of encouragement. So keep this in mind whenever you think about the difficult night, or the great devotion just given: you make the Royal Rangers ministry successful.

May God continue to bless you and your ministry to boys.



Never Losing Sight of the Boy — or His Savior

by Ginger Casebeer

Some only saw a troubled boy in a foster home. But to Joe Schmidgall, the boy would be like a brother. Steve Moore was almost 8 years old when he came to live with the Schmidgalls.

"He was a sharp little guy with a one-of-a-kind personality. We were instant friends," Joe reports. After many years, Schmidgall is still showing the depth of his friendship with Moore.

Moore left the Schmidgall home when he was 15—taking only a couple changes of clothes and a Royal Rangers shirt he had outgrown. Moore's things were lost, put away, or forgotten—until last Christmas. After reliving a few family memories, Joe decided to give Steve some of his childhood back. So he refurbished Steve's old John Deere pedal tractor and started the search for a lost treasure—Steve's Gold Medal of Achievement.

Steve received the 25th GMA in 1970. "At that point in my life it was everything. It was a connection with my foster dad and my commander, Danny Summers," Moore explains. But through the passage of time and the shifting of possessions, Moore lost his GMA. Joe made sure Steve found what was lost, by driving the tractor out to Connecticut as a house-warming gift. "We drove the car, not the tractor. That would have been a long trip," Joe said with a chuckle. Another house-warming gift arrived from the RR national office.

In November, Schmidgall contacted Royal Rangers to see if he could get Moore a copy of his medal and an old uniform. "Joe knew how important it was to me," Moore said in a voice choked with emotion. "I cried when I received the medal, certificate, and bolo. To think that my foster brother would take the time and ambition to do this for me—it's one of the biggest things that ever happened to me."

Joe's response was as generous as his gift. "You're something else. You achieved it—you have every right to be recognized," he said to Moore.

Steve also appreciated the letters he received from the national office. "In some ways I should

n't have been surprised. This action is so indicative of the RR creed. It's nice to know they haven't changed."

Steve still holds a great regard for his RR leader Danny Summers. "He was an extra ear in my life—a counselor and motivator. He showed me that if I tried hard enough, this is what I can do. My GMA was not an end result of work, but something he helped me take one bite at a time. Every badge was an accomplishment in itself. It wasn't a failure if we didn't achieve the GMA. Every boy was treated like a winner.

"I can't express the amount of responsibility—known or unknown—that a Royal Rangers leader has. The faith, confidence, inspiration, everything a boy needs—is what a boy looks for in his leader. If Danny Summers knew the difference he made in my life, and continues to make in my life on a daily basis, he would be astonished. Being a Royal Rangers leader isn't just a job in a church."

Moore emphasizes that Royal Rangers taught him many things to carry through life—the advantages of teamwork; trying, accomplishing, and being rewarded for hard work; leadership; and teaching someone else what he learned. "If you want to keep something, the best way is to give it away. Royal Rangers taught me to be prouder of others' accomplishments than my own."

Royal Rangers also taught him how to feel like a winner every day. "Winning is a day-to-day thing, not just a one-time achievement. Be a winner where you are. Make yourself a Gold Medal Achiever today in your heart and the end result will take care of itself."

If Steve could leave the Royal Rangers of today with one thought, it would be this: "Royal Rangers taught me how to develop a personal relationship with my Savior. The only way I have dealt with the pain of losing people in my life—through death or simply by moving on—is because I have Christ. He is without beginning or end. When everyone or everything else fails, Christ doesn't. In our darkest, loneliest hours, when we have no one to call and no one to hold us, we can pray. That is what will keep us."



Pennies to Pounds to Pie

by Andy Fyffe, Senior Commander Outpost 113, Netawaka, Kansas



One of the biggest challenges we face as a new outpost are the expenses involved with operating a successful Royal Rangers ministry in a small church. During our first year and a half, the Lord met our needs abundantly. After one year we decided to step out in faith and expand our outpost meetings, as an outreach, to a community center 25 miles from the church. The commanders and boys of Outpost 113 decided it was time to give back to the Lord, so we pledged \$250.00 to Light for the Lost for the year 2001. When this pledge was made we had no idea how we would raise the money, but we trusted that God would provide.

At our second meeting in January 2001, I presented a 5-gallon water bottle to the boys and challenged them to fill the bottle with loose change. I split the entire outpost into two teams and told them that as long as the way they acquired the money was legal and ethical they could raise the money any way

they wanted. The prize offered in this contest was that the team that raised the most money in weight got to put pies in the other team's faces. And that the top three winners overall got to put pies in the faces of the three commanders.

The boys hit the ground running. They shoveled snow, found sponsors, used their own savings, and even helped tear down old houses to raise the money. During the first four weeks of the contest they filled the bottle to overflowing with 160 pounds of change. The final count added up to \$415.00. Then they chose to fill it again. At present the boys have raised approximately \$1,254.70 in six weeks and are still going strong.

The pledge to Light for the Lost was met in the first three weeks of the contest. Now the boys are helping to raise the money needed to operate the outpost, purchase equipment, and fund campouts. Praise God for Royal Rangers who know how to work and give.



Fundraising Starts With A Good Plan

by Freddie Espinoza, *Southern Pacific District*



Fundraising requires a plan—like a map to evaluate, direct, and complete your goals. A good plan will include the steps and time you will need to reach your destination: Camporama 2002!

The Southern Pacific District recommends the following five-step plan as your guide.

FIVE STEPS TO SUCCESSFUL FUNDRAISING

1. Determine how much money you will need.
2. Find potential sponsors.
3. Write your scholarship request.
4. Follow-up with a phone call to show you really care.
5. Send thank you letters.

DETERMINE HOW MUCH MONEY YOU WILL NEED

Look at your resources: How much do you have in personal savings? How much money will you be able to contribute yourself? What financial assistance will come from your parents or church?

Attending the Camporama means meeting two costs: the Camporama registration and your transportation to Eagle Rock, Mo. Make a balance sheet of your resources. Refer to the example on the next page.

FIND POTENTIAL SPONSORS

There are plenty of places to find potential sponsors in your area. The local Chamber of Commerce, visitors' bureaus and similar agencies will have free directories and lists of businesses and community organizations in your vicinity.

The Yellow Pages of the phone book offer a quick treasury of local businesses too.

Your most valuable resources are people active in community affairs, like your high school principal or the president of the PTA. They are knowledgeable and willing to help you find sponsors. Ask them for help. While rarely able to provide any financial assistance, local town officials, clergy, and other school officials also are good sources of ideas for potential sponsors.

Meeting with these people and asking for help is not as difficult as you might think. Many adults enjoy talking with young people and sharing their experiences. So relax, and talk to people about the National Camporama and what you intend to gain from it. And be honest about what you want—represent your case openly and sincerely.

Seek out adults who can point you toward the right individuals or businesses to solicit for your National Camporama scholarship. Choose adults who have raised funds in your community. They can shorten your quest

for scholarship funds by knowing which businesses and organizations will be most likely to give and how generous they might be.

Don't limit the scope of your mission. Many businesses and charitable organizations in surrounding cities or towns of your residence may be willing to help. Seek out businesses that serve, employ, or are patronized by the residents of your town.

TYPES OF SPONSORS:

Businesses: Supermarkets, banks, town merchants, utility companies, sports stores, newspapers, law firms, realty firms, restaurants, insurance companies

Organizations: VFW (Veterans of Foreign Wars), Rotary Club, Lions Club, PTA (Parent Teacher Association), Chamber of Commerce, Kiwanis Club, churches, women's clubs, sororities or fraternities

WRITE YOUR SCHOLARSHIP REQUEST

With your sponsor's list in hand, you are ready to begin fundraising! This part of the map to your goal is called solicitation. You need to introduce yourself and your cause to potential sponsors. A letter is a terrific form of introduction. In the letter, clearly state the following: your name, school, where you live, your grade, why you are writing, why you want to attend the National Camporama in Eagle Rock, Mo., what the National Camporama is, how much money you will need, and your desire to meet and discuss this further. Use the sample fundraising letter as a model.

Remember, your letter is the only information a potential sponsor has when deciding whether to see you or give you funding. So be creative and firm.

Good fundraising letters convince readers that the request is worthwhile. Give the potential sponsor information to make the decision. Include the balance sheet that justifies your request. Tell them how much you need and suggest that they may provide all or part of the money. Also, tell them what other businesses and organizations you are soliciting.

Important: Keep a copy of the letter for your records. An individual or business you have solicited may lose it or ask about it, and you want to answer questions confidently. You may also have to send a duplicate.

FOLLOW-UP WITH A PHONE CALL TO SHOW YOU REALLY CARE

Cultivating your sponsors is as important as your letter. How successful your fundraising campaign is often depends on this phase. Your call to each potential sponsor is a reminder that your scholarship request hangs in the balance and requires immediate attention.



Wait a week after sending your solicitation letters before making follow-up calls. When you phone, introduce yourself, state the purpose of your call and suggest that the potential sponsor meet with you. In some cases a meeting won't be possible, so be prepared to state your case over the phone.

Your efforts will be bolstered by support calls to sponsors from influential individuals. Whenever possible, secure letters of support and recommendation from prominent individuals—like teachers, principals, ministers, etc.—in your community to present to potential donors.

Planning and preparation is essential to your presentation. Being prepared will mask any nervousness you might feel.

You and your request are worthy and reasonable, so forge ahead. Make your presentation honest and simple, and present your materials with confidence in a friendly manner.

Practice the call with a friend. Decide on a format and highlight the points you want to emphasize.

Use your pastor and church as a reference for questions you can't answer. Give potential sponsors the church's phone number, and encourage them to contact the pastor for further information.

SEND A THANK-YOU LETTER

Send letters to those you meet and phone, thanking them for their time and consideration. Again, keep copies of all correspondence.

If you do not receive a positive response from your first solicitation, don't despair. Contact additional sponsors and be persistent. Many of the individuals or businesses you solicit may give you only a portion of the scholarship costs. You might have to accumulate your total goal from a number of sources.

PAVING THE WAY FOR FUTURE ROYAL RANGERS

When you return from the Royal Rangers National Camporama, you must thank all sponsors for their generosity without delay. Sharing the knowledge you gained at the Camporama with other Royal Rangers and sponsors will allow others to benefit from your experience. It may also benefit other boys by encouraging continued support of those who are willing to be sponsors.

Please present a list of your sponsors to your Senior Commander. And thank your pastor, the church, and commanders for their prayers and moral support.

"Contacting the Chamber of Commerce is a good first step in the fund-raising process; I was able to obtain a list of local clubs and presidents. Then I wrote letters and made presentations at club meetings. Although public speaking makes me a little nervous, I knew I could do it with God's help. I knew I had the motivation and determination to succeed."

— C. Chacon, CA

"I had almost given up hope, but then a coach at school gave me names of people he thought might like to help. I wrote many letters, knowing that not everyone I asked would be able to help me. Most of my funding ended up coming from a local department store, and a little from my church. My experience taught me that fundraising requires courage; you are asking people you have never seen before for money. But I found out that when you are fulfilling a dream—like attending the NYLC was for me—courage comes more easily."

— C. Holloway, AL

NATIONAL CAMPORAMA 2002 WORKSHEET

Your Camporama costs:

Camporama registration _____
Travel, food, lodging, etc. _____
Total Camporama Costs _____

Available Funds

Your savings _____
Parents _____
Church _____
Total Available Funds _____

Scholarship Funds Needed

Camporama Costs _____
Available Funds _____
Required _____
Scholarship Funds _____

Sample Phone Call Outline:

Introduction

Purpose of Meeting

Your invitation to participate in the Royal Rangers National Camporama

Description of the National Camporama

Why you want to attend and what you will gain

Amount of funds needed for scholarship

How you selected each sponsor to solicit

When you will need the scholarship



Sample Fundraising Letter

21 Desert Road
Whittier, CA 93333

Date of Letter

Mr. Freddie Espinoza, President
World Design Corp.
2222 Design Plaza
Whittier, CA 93333

Dear Mr. Espinoza:

My name is Johnny Doe, and I am a student at Whittier Middle School in Whittier. I have been invited to attend the Royal Rangers National Camporama.

The National Camporama is a once-in-a-lifetime opportunity for many Royal Rangers. Eagle Rock, Missouri is where the event is being held July 15-19, 2002.

My participation in the National Camporama depends on whether I can raise the \$_____ in scholarship funds. (The Camporama tuition is \$_____, and travel to Eagle Rock, Missouri is \$_____. Through my parents, church, and summer earnings I have raised \$_____.

I'm hoping the [World Design Corporation] will assist me with all or part of these costs. I also have contacted [Stop and Shop] and [Computerland, Inc.] with similar fundraising requests. In order for me to secure my place at the Camporama, my registration must be paid no later than (date).

At the Camporama, I will get to meet foreign delegates from around the world. The national Royal Rangers commander and several other leaders will be there as well. I will get to participate in some high adventure activities, and at night enjoy pageants with a spiritual message.

Your support for my scholarship request would be greatly appreciated. I will contact you next week. I have enclosed background materials on the Camporama to answer your questions and help you make your decision. Please contact my Senior Commander at _____ for any further information.

Sincerely,
Johnny Doe



Devotionals for Boys

by David Boyd

LESSON ONE

"You'll never be able to move your arm again." The words rang in my ears as the doctor spoke to me. "We will have to lock your elbow so it will never move." The words brought tears to my eyes. How could a children's pastor do the many things I had learned to do with two arms? How could I juggle, tie balloon animals, or do puppets or gospel illusions? How could I do object lessons or ventriloquism?

The doctor continued to explain that when I fell from the high loft and landed on the concrete my elbow had shattered into hundreds of pieces. What was left of it had been removed from my arm. "What about an artificial elbow?" we asked.

"You don't have enough of your old elbow left to attach it to," the doctor said.

Thousands of children across America began to pray for the children's pastor with the broken and missing elbow. Perhaps you were one of them. As you prayed God did a miracle.

The doctor went back into surgery two days later. He came out after a short while and said, "We don't understand it, but his elbow is back in his arm. We pulled two big pieces of bone together. We don't know where they came from. We put them together to form his elbow. He's going to be fine!"

Sure enough, God had done a miracle. As I sit here today typing out this story, my arm works great.

A nurse called me and said, "How could this be? I threw your elbow pieces in the garbage!" It's because we serve a great God, and He answers prayer. Boys, don't ever forget that God can do anything.

The doctor explained that when my cast came off, it would take six to nine months of physical therapy for my arm to work right. When the cast came off my elbow worked! Not one day of physical therapy was needed.

LESSON TWO

"But God, that's a lot of money," a little boy named Joshua Keck said. Josh had asked God how much money He wanted him to give to BGMC as a faith promise for the year. God told Josh to pledge \$1,000. That's a lot of money for a 7-year-old, but God said he could do it.

Several kids made fun of Josh, saying it was silly to think he could do that much for God. But Josh knew that he could do anything with God's help. He made his faith promise. Then God began to move.


Josh worked and worked. He sold stuff and washed cars. He wrote to people he knew and asked them if they would be willing to help with his pledge. Money began to come in. Josh earned more money and worked harder. Eventually Josh had raised over \$800.

Then a friend of the family donated some windows to them. "Let's take them to the auction," Josh's dad said. "Maybe someone will buy them and we can use the extra money toward your faith promise."

When he dropped the windows off at the auction, his dad told the auctioneer, "Get whatever you can for these. My boy is earning money for missions." The auctioneer heard the whole story and related it to the crowd. Well over the needed \$200 came in to help Josh meet his goal. Seven-year-old Josh gave over \$1,000 to BGMC in the year 2000.

This all happened because a boy prayed and told God he was willing. Then he followed God's voice. God may tell you to pledge \$100 or \$500. Whatever God tells you to do, do it. Work at it with all your heart. Every dime you give to BGMC helps around the world to win someone for Jesus! I wonder how many souls Josh reached last year.

By the way, Josh is 8 now. His goal is \$3,000 for the year. In May, he had earned over \$2,000 already. One more thing, Josh says God told him to be a missionary. You know, I believe he will be one someday!





LESSON THREE

"My name is Jesus. I can give you peace. Go to the park. Look for a man with papers. The papers will tell you about Me!" Then the vision vanished. Suddenly, the Muslim man knew this Jesus held the answers he had been searching for all his life. Who was this man, Jesus? What did this vision mean? He quickly got ready and went to the park to see if he could find a man handing out papers.

A few months earlier, a missionary went to his field representative and asked, "Please, may I have some BGMC funds from the boys and girls in America? I feel that God wants me to print some papers that will answer people's questions about life and tell them about Jesus." Fortunately the answer was yes.

The boys and girls in America had given money, and some of it had been sent to this country to help reach people for Jesus. The missionary took the money, designed the papers into booklets, and had them printed. The day came when the booklets arrived. The missionary prayed, "Where should I begin handing out these books, Lord?"

"Go to the park," the Lord told him.

The missionary went to the park. While he was there a Muslim man came up to him and asked, "Will those papers tell me about Jesus?"

Risking a lot by answering this question, the missionary said, "Yes they will."

"Thank you so much," the man replied. "Several days ago a man appeared to me in a vision. He said His name was Jesus. He said He could give me peace. He said you would be here handing out papers that would tell me about Him!" The man became a Christian and began to follow Jesus.

Jesus loves people from all around the world who are like this man. Jesus uses missionaries to reach the lost people of the world. Jesus uses boys like you to help the missionaries.

You help the missionaries when you give to BGMC. I hope you give to BGMC. If you don't, pray and ask God how much He wants you to give each month. Then go to work and do your best. Your commander can get you a free Buddy Barrel to put your money in, and a bank book to keep track of your giving.

Another way you can help missionaries is by praying. Pray for the people around the world who don't know Jesus. Pray for the many people who don't have enough food to eat. Pray for the people around the world who are sick or injured. Ask God to help our missionaries reach people for Jesus. Who knows, God may call you to be a missionary someday!

LESSON FOUR

"We Hold the Rope"

ITEMS NEEDED: A long rope

Choose a boy to pretend he is a young child. The child has fallen down inside a deep well. Place the boy on the floor in the far corner of the room. Have him call for help.

Explain that the child is too young and weak to hold onto a rope if it was dropped down to him. Someone will have to go down into the hole to get the child out. Choose a boy to go down into the hole to get the child out.

Explain that the child in the well represents lost people around the world. The person willing to go into the well to rescue the child represents the missionaries who are willing to go to far off places to win people to Jesus.

Have the rescuer pretend to go into the hole. How will he get out with the fallen child? Pull out the rope. The only way for a person to rescue the child is by tying a rope around his own waist and allowing others to lower him into the hole. Then he holds the child while the others pull them out of the hole.

Act this out. Tie the rope around the rescuer's waist. Have other boys pretend to lower him down into the hole. Then pretend to rescue the child. Now ask this question: "If the rescuer represents the missionary, and the lost child represents lost people around the world, whom do the people holding onto the rope represent?"

They represent all of us in America who help missionaries by praying for them and by giving to BGMC and world missions. These gifts take care of the needs of the missionaries. It is because of what we do that the missionaries are able to do what they do.

Today, ask God to allow you to help missionaries by giving to BGMC. Ask God to make you a missionary in your own school by telling people about Jesus!



RENDEZVOUS TESTIMONIES

MISSION: Fellowship; DESTINATION: Rendezvous Territory

There are many reasons I get excited when I hear about a territorial rendezvous. The rendezvous are a time of fellowship, competition, and most importantly, a time to receive from God.

As we arrive at the camp we are greeted with brotherly love. We see some old faces and some new. Each day we have a great time of fellowship as we meet and greet each other and tell of the great things God has done for us. We learn new things, and maybe pick up a trade item or two. Then comes the competition. Many old-timers and young bucks compete for prizes. Whether we win or lose, we have a great time competing. As the evening grows near, I am filled with anticipation of that night's service. I come expecting. As we all worship God together, His awesome Holy Spirit rains down. By the end of the night no one goes back to his lodge without being touched by God.

The entire rendezvous is an awesome experience for me. I'm introduced not only to new things in the FCF, but to a new perspective of my Christian walk. The word "fellowship" of FCF really means a lot to me as I meet new FCFers for the first time. Many have been there to give me advice or just to talk, but the one thing that sticks in my mind is their willingness to pray with me.

I remember a special territorial rendezvous in 1997. I was very concerned when I left for the event because my great-grandfather had been injured. At one of the evening services, an old-timer, whom I didn't even know, prayed with me for my great-grandfather's healing. When I returned home he was fine. Glory to God! Through these rendezvous I have experienced many things, but that is one memory I will never forget.

I encourage each young buck to attend his territory's next rendezvous. You never know what God has in store for you. I'll see ya at the rendezvous!

Kyle "Deadeye" Hulsey, FCF National Scout

Territorial Rendezvous: Worth Your While

Since many territories will soon be holding their territorial rendezvous, it is very important to realize what makes attending this event so worthwhile.

Territorial rendezvous are some of the best chances we as FCF members have to see and spend time with fellow Christians who live within our territory.

As Christians, we belong to a second family, the family of God. I've always viewed Christian events as a sort of family reunion for brothers and sisters in Christ. I look at the many territorial rendezvous held across the nation in the same light.

Territorial rendezvous are also a great time to meet followers of Christ. Some of them may be new Christians, while others may simply be new FCF members. It is important that we obtain a bond with as many of these people as possible in order to help strengthen either their new Christian lives or their new lives as frontiersmen. Territorial rendezvous gives us a wonderful chance to create new bonds and further those we already have.

In addition to creating and furthering bonds with other people, being able to create, renew, or strengthen your personal bond with Jesus Christ is undoubtedly the most rewarding aspect of territorial rendezvous. What better place to further our relationship with God than when surrounded by both fellow Christians and the Holy Spirit? FCF events such as the territorial rendezvous have supplied me with countless memories of spiritual fillings by the Holy Spirit.

Another great thing about territorial rendezvous is the educational experience gained there. With so much emphasis on history, one cannot help but learn something. It is an awesome thing to realize what the early frontiersmen really went through to live and be prosperous, and how God was there to help them every step of the way. Often, when surrounded by the many pre-1840s shelters, utensils, outfits, and other things, it is hard to remember that I am not really a part of it all, and that I have to return to my modern way of life on Sunday.

Even though each only lasts a few short days, territorial rendezvous are certainly worth attending. I thank God all the time for giving me the opportunity to be part of this great ministry. He has truly blessed me. I look forward to attending my own territorial rendezvous, where I am sure He will bless me even more than He already has.

Daniel "Molasses" Knorr II, Asst. National Scout

Aaron rolled over and opened his eyes. What had he heard? There it was again. It sounded like a muffled moan.

Someone was lighting the lamp. It was Ma. She was bent over, holding onto the table, groaning.

Leaping out of bed, Aaron hurried to her. "What's wrong, Ma?" he whispered, hoping he wouldn't wake up his little sister.

"The baby's coming," Ma said.

"But it's too soon! Pa's not here."

Pa had gone to town to sell the extra corn and get some supplies. Most of what they needed they could make or raise on the farm. But some supplies, like needles and a new rifle, Pa had to get at the general store. Pa planned to be back tomorrow afternoon. The baby wasn't due for three weeks!

"The baby's coming whether we're ready or not. I need your help, Aaron. Build up the fire and put a kettle of water on to boil. When you finish, take the shortcut through the woods to the Barkers' farm. Ask Mrs. Barker to come quickly."

Oh, no! thought Aaron, as he looked out the window at the midnight darkness. Aaron wasn't the least bit scared of the dark inside, but being outside at night frightened him. Aaron wanted to say, "I can't!" but instead he said, "All right, Ma."

After Aaron hung the kettle over the fire, he saddled his pony, Blaze, and headed for the shortcut through the woods to the Barkers' farm. As Aaron neared the trail, he slowed Blaze down to a walk. The moon was shining brightly, but Aaron knew it would be dark in the thick, leaf-covered trees ahead. He shivered.

At the edge of the woods, Blaze stopped, snorted, and stepped backwards. "What's wrong, Blaze?" Aaron asked, looking around warily. There on the ground softened by an earlier rain were tracks. Mountain lion tracks! Aaron's scalp prickled and his heart beat faster. He glanced around, looking for two shining yellow eyes or some clue to tell him if the mountain lion was still close by.

What should I do? thought Aaron. He could take the main road to the Barkers' farm, but that was several extra miles. It would take longer, and Ma needed help now.

Suddenly, he had an idea. Aaron slid down from the saddle and picked up two large rocks. Putting the rocks in his hat, he climbed back up on Blaze and tied the reins to the saddle horn. Taking a rock in each hand, he used his knees to urge Blaze up the trail. Aaron held on tightly with his legs and leaned forward so he wouldn't lose his balance.

As he entered the woods, he slammed the rocks together. It sounded somewhat like a gunshot. Startled, Blaze ran faster. Aaron hoped if the mountain lion was nearby, the noise would scare him away. Every few seconds, he banged the rocks together.

When he reached the middle of the woods, Aaron heard an awful scream in the distance, like a woman screaming. Pa said that a mountain lion could sound like that. Blaze reared up and Aaron nearly fell off, but he grabbed Blaze's mane and held on tightly.

"Steady, boy. Steady." insisted Aaron as he urged Blaze forward. He tried to sound calm and reassuring, but inside he was shaking.

A few minutes later, Aaron reached the Barkers' clearing. He rode right up

to the front door of the cabin, jumped down, and knocked loudly. It was dark inside. "Mr. Barker!" yelled Aaron as he kept knocking. Soon lamplight shone through the window. Mr. Barker peeked out and quickly opened the door.

"What's the matter, boy?" he asked.

"The baby's coming and Pa's gone to town. Ma needs help."

Mrs. Barker came out on the porch.

"Alice, get what you need to help with the baby while I saddle up the horses," ordered Mr. Barker.


While Aaron and Mr. Barker saddled the horses, Aaron told him about the mountain lion.

Mr. Barker responded, "It's a scary sound, the scream of a mountain lion. The cat's probably not going to bother us," he said. "Still, I'll take my rifle. Better safe than sorry."

Soon, all three were heading down the trail. Aaron noticed that Mr. Barker readied his gun as they entered the woods. Mrs. Barker rode close to Mr. Barker. Aaron was at the rear. All three scanned the overhanging branches, watching for a dark, lurking shadow.

Once or twice, Aaron thought he saw something moving in the shadows, but they made it safely through the woods and rushed into the cabin. They found Ma in her bed. Beads of sweat were all over her forehead. She looked tired, but she smiled when she saw them. "Am I glad to see you," she said. Turning to Aaron, Ma said, "Thank you, Son."

Mrs. Barker got the kettle of water and her supplies. Then she shoosed everyone out of the room and shut the door. Aaron and Mr. Barker went outside and took care of the horses.



by Eleanor **LANGFORD**

After wiping Blaze down, Aaron gave him a hug and whispered, "Thanks, Blaze. Thanks for helping me help Ma."


Back inside, Mr. Barker and Aaron played checkers and waited. Before the first game of checkers was done, they heard what they were waiting for — a baby's cry.

Soon Mrs. Barker opened the door and announced, "You can come in now." There in Ma's arms was a wee baby.


"He's a boy," said Ma. "I've named him Michael Aaron after his big brother. Someday when he's old enough, I'll tell him how his brother went out in the dark to get help for him and his Ma."

Aaron touched his baby brother's little hand. Michael grabbed Aaron's finger and held on tight. Aaron was glad he had controlled his fear of the dark woods. He'd face other scary things, if necessary, to be a good big brother for Michael Aaron.


RASCAL RANGERS



ZACK IS SOON DREAMING ABOUT **CAMPORAMA**...




Design: Craig **SCHUTT** Story: Vicky **WHITE**



ZACK
HAS HIT 6 OUT
OF 7. HE STILL
HAS 3 MORE
SHOTS.

LET'S
SEE HOW
HE DOES.

AND THAT
MAKES A TOTAL
OF 9 OUT OF 10.
ZACK IS NOW
TIED FOR FIRST.



MAN,
THOSE LIGHTS
ARE SO
BRIGHT.

WOW,
LOOK AT ALL
THE LIGHTS.

WATCH
THEM
FLASH.

LOOK
AT
THAT!

IT LOOKS
LIKE **WORDS**
FLASHING
ACROSS THE
SKY.

YEAH,
LOOKS LIKE
IT SAYS **JESUS**
LOVES YOU!

I CAN
HARDLY KEEP
MY **EYES**
OPEN.

SLOW DOWN.
I CAN HARDLY
UNDERSTAND
YOU. YOU WERE
TALKING A MILE
A MINUTE.

I HAD
SUCH AN AWESOME
DREAM. I COMPETED
IN SEVERAL OF THE
EVENTS AND DID REALLY
GOOD. THE SINGERS
WERE EXCITING AND
THE **LASER** SHOW
WAS INCREDIBLE.

WOW! THAT DREAM
WAS SO **REAL.** I CAN'T
WAIT TO GET TO THE
CAMPORAMA. IT'S
GOING TO BE **GREAT!**

DAD!
YOU'LL NEVER
GUESS WHAT I
DREAMED ABOUT
LAST NIGHT!

YOU
SHOULD HAVE
SEEN IT.

I'LL BE
READY IN
A MINUTE.

WELL, I WILL.
BUT IF YOU PLAN
ON GETTING TO DO
ALL THOSE THINGS
YOU HAD BETTER
HURRY SO WE
CAN GO.

CAMPORAMA IS ONE OF THE BIGGEST CAMPING
EVENTS THE **RANGERS** DO. IT GIVES BOYS A
CHANCE TO MEET NEW PEOPLE, FELLOWSHIP, GET
OUT IN NATURE, AND GROW CLOSER TO **GOD.**

IF YOU HAVE THE CHANCE, YOU **REALLY** SHOULD
GO. YOU WILL HAVE THE TIME OF YOUR LIFE. **DON'T**
MISS IT!

NATIONAL PRODUCTIONS COORDINATOR

Bangkok is a big city. There are millions of people who live there. The streets are crowded with cars, buses, taxis, and motorcycles. Some parts of the city are very mod-

"What's going on?" I wondered.

12 HIGH ADVENTURE

to the front of my funny life jacket.

"Hey! Where are my water skis?" I asked Phaniel.

"Where you are going, you're not going to need skis!" Phaniel said with a laugh.

Varoom. Varoooooooooom! The speedboat's engine began to roar.

"Run Darby! Run!" Rintu yelled as the speedboat began to pull me gently toward the edge of the barge. I didn't really have any choice. I was either going to run or be dragged across the deck of the barge. I ran as hard as I could. The edge of the barge and the ocean below got closer and closer. I took a deep breath as I leaped off the edge of the barge, expecting to land in the ocean with a big splash. But I never touched the water.

Suddenly I was jerked up into the air. Looking up, I saw that I was hanging underneath a parachute! Higher and higher I soared into the sky.

At first I was terrified. But after the first fear slowly drained away, I was filled with excitement. It was like flying! Below me was the ocean and the boat. It really looked small from up here. My dad was down on the barge videotaping. Phaniel was waiting with a microphone.


All my fear was gone. The only thing left was pure excitement. The towboat returned to the barge. As it slowed I drifted down out of the sky. My dad and the barge crew were waiting for me. They reached up and caught me as I drifted to a perfect landing.

"Darby, how do you feel?" Phaniel asked as he shoved the microphone into my face for a quick interview as Dad videotaped.

"I feel great!" I answered.

"Were you afraid?" he asked.

"At first I was, but then I decided that the people on the barge and speedboat must know what they were doing. So I just relaxed and enjoyed it!" I replied with a big smile upon my face.



Suddenly I was jerked up into the air.

You might say that I trusted my father. I knew that he would not put me into a dangerous situation. Because of that trust, what could have been terrifying was instead fun and exciting.

It is the same way with our Father in heaven. We trust Him and know that He cares for us. Unlike the people of Thailand who live in fear and make offerings to appease angry spirits, we live in confidence that our God loves us.

"For you did not receive a spirit that makes you a slave again to fear, but you received the Spirit of sonship. And by him we cry, 'Abba, Father.'"

ROMANS 8:15




**Don't
Dare Miss...**

EAGLE ROCK, MO

Camporama 2002

July 15-19, 2002



CAMPORAMA INTRODUCTORY OFFER

THE NATIONAL ROYAL RANGERS **LIMITED EDITION** *Patch Collection*



Limited Edition of 2500 Ranger Patch Collection

Includes 6 x 9" Certificate of Authenticity signed and numbered by National Director Richard Mariott. Four Age level patches.


\$25 per set



National Rangers **READY** Mouse Pad

This generous sized mouse pad measuring 9 1/2 x 8" is the ideal size for all desks. Features the patches of the new Rangers program along with National Rangers logo.

\$10 each



— TO ORDER: Call the national office, 417-862-2781, ext. 4190 —

Hidden Words

Follow the letter maze to find this verse,
"I have hidden your word in my heart,
that I might not sin against you."

PSALM 119:11

START



O Y I V E

U N H A H

R E D D I

W O H E A

D R Y T R

I N M T H

H G I T A

T I M I N

N O T S A

S N I A G

T Y O U



FINISH

Sign in a restaurant window: EAT NOW - PAY WAITER.

Did you ever see the Catskill mountains? No, but I've seen what cats do to mice.



"Next time, I'll pack the food!"

Have you ever seen a fish cry?
No, but I've seen a whale blubber!

Two dull carpenters were building a wall when one noticed the other picking nails out of a box, nailing some in the wall, and throwing the others away. The first man thought this was rather strange and asked, "Why are you throwing those nails away?" "Well," replied the second carpenter, "the heads are on the wrong ends of those nails." "You dummy you!" the first carpenter shouted, "those are for the other side of the wall!"



It's a thumb tax.

Did you hear about the new tax for hitchhikers?

Did you hear about the artist who was so bad he couldn't even draw his breath?

Attention Senior Commander

this
school
year

study hard
play hard
pray



be READY for anything!



Royal Rangers Backpack

Sturdy black nylon backpack with bold white Royal Rangers emblem on front. Includes convenient side pockets and the front compartment unzips to an assortment of pouches.
11³/₄ x 15¹/₄ x 6¹/₄"

17EU7667

\$21.95

Ready Low-profile Cap

"Ready" embroidered on front and "Royal Rangers" on back. Forest green.

08EU1410

\$12.99

Ready for Anything T-Shirt

Black 100% heavyweight, preshrunk cotton T-Shirt has "Ready." imprinted in white on front and "Ready for Anything. Period!" and Royal Rangers imprinted on back.

Youth S, 6-8	08EU1411	\$8.99
Youth M, 10-12	08EU1412	\$8.99
Youth L, 14-16	08EU1413	\$8.99
Adult S	08EU1414	\$9.99
Adult M	08EU1415	\$9.99
Adult L	08EU1416	\$9.99
Adult XL	08EU1417	\$9.99
Adult 2XL	08EU1418	\$10.99
Adult 3XL	08EU1419	\$12.50
Adult 4XL	08EU1420	\$16.50

www.RoyalRangers.ag.org

Call: 1.800.641.4310

Fax: 1.800.328.0294

Intl. Fax: 1.417.862.5881

Prices subject to change without notice. MasterCard, VISA, and Discover accepted. All orders subject to credit approval. Where applicable, state and local sales tax will be added to your order. Postage and handling: Less than \$10, 15%; \$10 - \$49.99, 10%; \$50 or more, 8%.