

ISSUE 03



FALL 2003

www.royalrangers.ag.org
LEADER'S EDITION

High Adventure

THE OFFICIAL MAGAZINE OF ROYAL RANGERS



THIRST FOR ADVENTURE REQUIRED



**EXTREME RANGERS
LONG SLEEVE T-SHIRT**

For the rugged Ranger who enjoys life to the fullest and doesn't mind getting a little dirty in the process. Rangers know it's important for gear to perform well in majestic mountains or concrete jungles.

This Extreme Rangers, long-sleeve 100% cotton T-shirt will wash and wear well. The "Extreme Rangers" life demands you to be mentally, physically, and spiritually alert. It's a matter of pride.



Gospel Publishing House
1445 North Boonville Avenue
Springfield, MO 65802-1894

call: 1.800.641.4310
or visit: www.royalrangers.ag.org

High Adventure

ISSUE 03 FALL 2003



Seek the LORD while he may be found; call on him while he is near.
ISAIAH 55:6



inside

HIGH ADVENTURE — Volume 33, Number 3
ISSN (0190-3802) published quarterly by
Royal Rangers; 1445 North Boonville Avenue;
Springfield, MO 65802-1894. Subscription rates:
(*High Adventure Leader* only) single subscription
\$9.95 a year; bundle (minimum of five subscrip-
tions, all mailed to one address) \$9.00 a year,
\$13.95 (foreign mailing address).

© 2003 General Council of the Assemblies of God, Inc.,
Gospel Publishing House. Printed in USA.
Periodicals postage paid at Springfield, Missouri.

POSTMASTER:
Send address changes to
HIGH ADVENTURE
1445 North Boonville
Springfield, MO 65802-1894

Richard Mariott, *Publications Manager*
Jerry Parks, *Editor-in-chief*
Don Jones, *Design*
Ginger Casebeer, *Technical Editor*
Sandra Blanchard, *Special Assistant*

COVER IMAGE: © 2003 Dynamic Graphics, Inc.

BOYS — High Adventure Needs Your Help!

We would like to give you
the best *High Adventure*
publication possible and
we are asking for your
assistance. Send your name,
address, what Royal Rangers
group you are in (Ranger Kids,
Discovery Rangers, etc.)
along with your comments to:

High Adventure Readers' Panel
Royal Rangers Ministries
1445 N. Boonville Avenue
Springfield, MO 65802-1894

*The first 100 to reply will
receive a FREE gift!*

Hope to hear from you soon.

4
**The Value of
Royal Rangers**



6
**Ranger of
the Year**

8
**Feature Creature:
Wolverine**

10
**Royal Rangers
Championships**

14
The Honest Spy

15
Comedy Corner





GOLD MEDAL of Achievement

The Value of Royal Rangers

by Jacob Eric **PETERSON**

OUTPOST 93—

Century Assembly of God, Mundelein, Illinois

Throughout all the programs, activities, and sports that I have done, none have impacted my life like Royal Rangers. It is more than having fun and fellowship. Royal Rangers reaches, teaches, and keeps boys for Christ! I am able to back that purpose up with my testimony in Royal Rangers.

I have been going to Royal Rangers since I was a Straight Arrow. I earned the first three pins and then moved on to Buckaroos. With my Commander Larry, I had a blast with games, memorizing scripture, and hanging out with many kids of my age. While in Buckaroos, I invited my cousin to Rangers. To my enjoyment, he started to come every week. After that I moved to Pioneers. There I met my commander of many years, Commander Joseph Leonard Landers, Jr. My cousin and I kept coming to Rangers just to see each other because our families were not speaking to each other. At that time, I thought that Rangers was all about fun and camping. As the years went by I figured out that wasn't the case.

During my freshman year of high school, I really dedicated my life to Jesus Christ. Then I became more serious in my spiritual life. Church started to have more of a meaning, and I realized the impact it had on my life. I took Rangers more seriously and started to work hard to be a leader in our outpost. If it wasn't for youth group and Rangers meeting on separate nights, I don't know if I would be writing this today. Of all the male leaders of our youth, excluding the youth pastor, 100 percent of them were trained in and are currently involved in Royal Rangers. Both ministries have benefited from having young men able to participate and feed off each other's ministry.

The Rangers ministry has helped me through all the trials and situations I have experienced. The devotions and advancements taught me how to handle life situations and to always go to God for everything.

My commanders encouraged me to reach my potential and to never quit doing my best. They were always there for me; and most importantly, they never gave up on me. The support in Royal Rangers is the best that I have ever seen in my life.

I have found that the value of Royal Rangers is not only expressed

at Century A/G in Mundelein, Ill.; but it extends across the nation and all over this world. Whether it has been at a powwow or an event as big as a National Camporama or Rendezvous, the Lord was always present. Many boys have been saved, been baptized in the Holy Spirit, or rededicated their lives to the Lord. At these events, I can see how Christian men build each other up in Christ. They do not only build up themselves but are also setting examples for the future Christian men of America.

The Motto, the Code, the advancements, and the fellowship with other boys and men all add on to the value of Royal Rangers. Royal Rangers teaches young men how to grow in Christ throughout their lives. Rangers helps young men to hide the word of God in their hearts.

The Frontiersmen Camping Fellowship has impacted me more than any other part of the Rangers program. I was baptized in the Holy Spirit at the FCF Territorial Rendezvous on July 20, 2001. FCF is unique in that older boys and men can learn from each other and help each other grow spiritually. There is no worship like FCF men worshipping the Lord together; it is indescribable. It is just something that you must experience for yourself.

My life is living proof the Royal Rangers ministry is alive and relevant to today's young men because of its commitment to reaching, teaching, and keeping boys for Christ!

by Jordan R. **CRAIG**

OUTPOST 332 —

Covenant Assembly of God, Montgomery, Pennsylvania

I was born in California. I remember very little of it except that I went to church every Sunday.

One thing I do remember is that my mom told me that when she was a Straight Arrows commander, she took me to a Royal Rangers campout before I was born. The pastor at the church in California was very kind and brought the Bible to my peers' and my own level. Then, when I was 6, we moved to Virginia. I had heard just a little about Royal Rangers until one Wednesday night (I was 8.) when my parents took me to the upstairs of our new church. I remember peeking into the classroom and seeing 20 to 25 boys and four commanders all getting ready for the opening ceremony. As I walked in, many boys and all

of the commanders introduced themselves, and I immediately felt like I was accepted. I knew I fit in. As I went through Buckaroos, my friends and I developed relationships that still last. The spiritual lessons I learned every Wednesday night are forever instilled in my soul.

I moved on to Pioneers, and there I learned many new skills that your average person does not know much about, like tool craft, compass, fire craft, first aid, and nature. As I think back on how much I have learned, I am amazed at how much time my commanders took to make sure I learned things that have helped and will continue to help me. I was only in Pioneers for a year but I learned a lot of things in that short amount of time. Then we moved again, this time to central Pennsylvania.

When we first moved to Pennsylvania, there were no Royal Rangers outposts in the area to my knowledge. Then about a year after we moved, we found Montgomery Assembly of God, and they had a Royal Rangers outpost there. I was excited because I remembered all the good times I had with my Ranger friends in Virginia. The outpost was smaller, but they accepted me the way Christ accepted the lame, the blind, and the outcast. They accepted me with brotherly love, and I knew I would have more fun and challenging adventures in this new outpost.

When the other Rangers saw what I had earned, they were inspired to earn more advancements. I have to admit I almost became prideful, but the Lord helped me to not become a Ranger with pride but a Ranger that knows his place and does not act foolishly. A while after I had become involved at Outpost 332, I was elected as the patrol guide. While I was performing my duties, I was being taught how to better deal with people when in a leadership position. It taught me how to be a better follower, as well as be a better servant by putting me in the shoes of someone who's in charge. Being a patrol guide trained me for another leadership position, senior guide. When I was appointed I knew how to serve my fellow Rangers because of the training I received as patrol guide.

The value of the Royal Rangers ministry is an innumerable amount. You simply cannot put a price tag on a ministry that gives the next generation godly morals, skills for present and future use, spiritually healthy friends, and above all a strengthened relationship with the Creator of the universe. Royal Rangers is the ministry that helped train me to become who I am today. But that is not possible without leaders, men who mentor boys like me. Leaders who are willing to disciple boys like me.

by Nicholas **CINCOTTA**

OUTPOST 68 —

Bethel Assmby of God, Newark, New Jersey

I became a member of Royal Rangers 12 years ago. Since then, I have been a member of each of the different patrols, from Straight Arrows to Challengers/Trail Rangers. I have participated in many outings with my outpost and have enjoyed fellowship around numerous council fires with my friends. Since the time that I first became a Royal Ranger, I have changed.

Through my 12 years of being a Royal Ranger, I have experienced many changes. Every other Wednesday night new boys would show up and some other boys wouldn't. Much less frequently, commanders would come and go as families moved or God called them to some other purpose. The Rangers program would be modified and updated every 5 years or so. I grew older.

As I grew older, my position in the outpost also changed. I remember, as a Straight Arrow, listening to Bible stories, coloring papers, and making crafts. As a Buckaroo, I began memorizing the Ranger Code, Pledge, and Motto, the foundation of Royal Rangers. In Pioneers, the Rangers program focused on putting those memorized words into practical daily life. As a Trailblazer, I was given work to accomplish on my own and to search out new things about life for myself. In Challengers, I was called to lead.

The Royal Rangers program is all about change. The four blue points of the Rangers Emblem represent the four ways a boy grows: mentally, physically, spiritually, and socially. The purpose of Royal Rangers is to reach, teach, and keep boys for Christ. It is a program that guides and develops the change in boys, so that when that 5-year-old boy finally leaves he is a man firmly established in God's

will and ready to carry on the mission to which God has called him.

In my early stages, Royal Rangers nurtured my growth. It provided me with a comfortable environment where everything was fun and games. As time went on, however, the environment changed and became more challenging. The good times were fewer and far between but were much more memorable. In the intermediate stages, I had many role models, mainly my older brothers. Because of these role models I had the confidence to push through the challenges in front of me to achieve a higher goal. When I finally reached the top, I found that my role models were gone. It was only me now, and I realized that the true goal was not to be the best but to be the example.

My position in Royal Rangers now is not so much to receive but to give. In my outpost, I am the highest-ranked boy. This position is not for me to lord it over my fellow Rangers, but to lead and serve them. This position also carries the responsibility of assisting the men who have invested so much time into my life.

I am at the point in my life where I make the decisions that determine the course of my life. In a few months, I will be leaving those things familiar to me, my family, my church, my outpost, and I will be entering the new world of the U.S. Naval Academy. I am grateful for the Royal Rangers ministry, especially for the men who have dedicated their lives to reaching, teaching, and keeping boys for Christ. Because of their efforts I am more than adequately prepared to face the challenges of the future. I have changed from a receiver to a server, from a follower to a leader.

by Joshua **BRENDIBLE**

OUTPOST 18 —

Westminster Community Church, Shoreline, Washington

When I turned 5 years old, I joined the Royal Rangers and have had a lot of fun. Even though at the time I didn't know what Royal Rangers was all about, I would learn the meaning of Royal Rangers: to reach, teach, and keep boys for Christ.

Before I was a Royal Ranger, I was a Rainbow, and I can still remember the excitement that I had when joining the Royal Rangers for the first time. My dad came into the room with a Straight Arrows uniform in his hand and gave it to me. I was so proud to wear the uniform in front of all my peers. My mother had to answer the same question over and over. "When's Rangers?" I would ask in a high squeaky voice, and my mother would answer, sounding exasperated, "I already told you, next week."


Now I share the same excitement with my friends that I always had as a child. We often talk about what we are going to do the next week. This must be exciting for the Lord, because not all of my friends that attend Rangers have accepted Jesus yet, and when they come every Sunday, we have a chance to plant seeds into their lives. By planting seeds I mean teaching from the Bible, lifting them up in prayer, showing them what it means to live by the Golden Rule, and setting a good example for the boys through the activities that we do.

This is what I am trying to get at: I have found Royal Rangers to be a very effective tool for Christ, and we all have fun in the process.

I also realize that Royal Rangers is a wonderful way to meet new friends, go camping, and learn how to make cool stuff (like fire craft, knot tying, and all sorts of stuff that I would have no idea how to do if I were not in the Royal Rangers program). Powwow, Pinewood Derby, and FCF all help to complete the wonderful things that the boys love to do in Royal Rangers.

These experiences keep bringing them back each year. Someone must be doing something right. And then it hit me—it was the men. The men from all the churches have been in charge of all the campouts, hiking trips, the Pinewood Derbies, and many other things. But what makes it all the more special to me is that they do this for free. They take their own time and invest that time into me, making me a better person.

So the reason that Royal Rangers is valuable to me is because of all the men who have taken the time to spend with me when they could be off doing something else. This shows me that they care about the other boys and myself, which makes the Royal Rangers a fun and exciting place to be.



Ranger of the Year

by Brian **HENDRICKSON**

Can you remember the first time you could successfully grind your board? How about the time you finally could ride a wheelie down your street? Or maybe the time you could ski down a hill without having to snowplow? These are all times to look back upon now and say, "I did it!" Sure, you may be riding rails, doing a 360 Nose Pick, or skiing the most difficult black diamond run, but you started somewhere. You determined what you wanted to do and went for it. That is the essence of goal setting and will benefit you throughout your life.

Do you apply these same principles or desires in your Christian life? Maybe

the problem is that there doesn't seem to be anything out there to challenge you. Well, in Royal Rangers we have designed something for you that will be challenging, fun, and will push you to be your best for Christ! It is called Ranger of the Year (ROTY). Through ROTY you will receive rewards to acknowledge all of your accomplishments and be able to gain a sense of satisfaction for a job well-done.

Why should I do Ranger of the Year?

When you first pushed off on your skateboard, you started to develop new skills. You had to work hard to improve those skills. ROTY will help you develop new skills because you will be earning merits such as Rope Craft, Knife & Hawk, Computer Science, and Canoeing. As you improved your skateboard-

ing skills, you tried new things because you had a greater confidence in your abilities. ROTY will give you that sense of accomplishment as you reach new levels and demonstrate mastery in specific areas. You will also be honored and rewarded for your hard work and accomplishments. We all want to show others what we can do.

ROTY will also help you to set goals as you desire to achieve greater levels. This will prepare you for life. You will use those goal-setting skills from Royal Rangers to get a promotion, better pay, and more responsibility. It is also important to set educational goals because they will help you in all areas of your life.

ROTY also helps you determine where your strengths and weaknesses are. You will learn how to use your

strengths to improve your weaknesses. Because you will learn this at each level, you will be able to see how you can improve before the next level of testing occurs. In fact, you will receive feedback from each level to show you how you did and what you can do to improve.

So what are the new ROTY procedures?

If you have participated in ROTY, it was often difficult to prepare for the competition. Now the national office will be posting all the requirements, testing subjects, and applications on the national website. You can quickly look at this information to determine what you need to do in order to prepare for each level of competition.

Now, you will be able to look at the standards established on the website

The new requirements for the Ranger of the Year competition will start FALL of 2004. This will give you an entire year to prepare.

and see what you need to do in order to achieve the highest level. You are now competing against a high standard. It will depend upon you to work hard and earn the necessary points to compete. Instead of competing against other boys to find one winner, now you and your commanders will train as many boys as possible to be Rangers of the Year in your district by preparing for the posted requirement list. It is not too different from earning the GMA: it was hard work, but you know what you need to do to earn it!

What do I do now?

To begin the ROTY process, download the application and the ROTY packet from the national Royal Rangers website, www.royalrangers.ag.org. (It will be available after August 31, 2003.)

Next, look at what you will need to do to prepare and start planning out your year, September through August, so that you learn or have time to review the merits and requirements listed for that year. (The testing subjects will change every year.) You may need to sit down with your commander during a patrol staff meeting and talk to him about what you need to do to become an Outpost, Section, District, Region, and National Ranger of the Year.

The new requirements for the Ranger of the Year competition will start fall of 2004. This will give you an entire year to prepare. Your points will be earned during a standard school year, September 2003 through August 2004. Fill out the application in August 2004 to compete in September at the section level. You will become an Outpost Ranger of the Year if you earn the required points and advancements on the application.

The application is available on the national website. Remember, you may be one of many boys in your outpost who will have the honor of being called an Outpost Ranger of the Year!

In the box below we have detailed information that will be used in the Ranger of the Year program for each Royal Rangers group. This bulleted list will help you prepare for next year's competition.

Are you "Ready"?

Are you up for the challenge? Are you ready to see if you can meet the standard? More importantly, are you ready to see where you can improve and strive to do better? Jesus called us to live a holy life, a life dedicated to Him and His purposes. Through ROTY, it is our hope that you will develop an attitude of "Where and how can I improve?" Let's all strive to do our best!

Ranger Kids Here is what boys need to do to prepare for the Section Testing

- Complete the application & place it in their workbook.
- Read or be familiar with the *Ranger Kids Handbook*.
- Practice the Ranger Kids memory verses as described on the ROTY site.
- Check to make sure their uniform is correct.

Discovery Rangers Here is what boys need to do to prepare for the Section and District Testing.

- Complete the application & place it in their workbook.
- Read the *Discovery Rangers Handbook*.
- Practice and review the Skill merits listed on the ROTY site. There will be a Skills Test and a written test.
- Review the 8 Bible merits listed on the site. There will be a written test.
- Check to make sure their uniform is correct.

Adventure & Expedition Rangers Here is what you need to do to prepare for the Section, District, and Regional Testing.

- Complete the application & place it in their workbook.
- Read the *Adventure Rangers Handbook*.
- Practice and review the Skill merits listed on the ROTY site. There will be a Skills Test and a written test.
- Review the 8 Bible merits listed on the site. There will be a written test on those Skill merits. (ER will be tested on 10 of 25 Spirit Challenge lessons listed on the site.)
- Check to make sure their uniform is correct.

In addition the Expedition Ranger will need to prepare a 5 – 10 minute presentation. It should be visually appealing, informative, and of professional quality. Any technology may be used to develop and present.

At each level, and in all groups, boys will have a goal setting interview with two purposes. First, to help the boy set personal goals and second, for the commanders to evaluate their interpersonal skills.

Feature Creature

by Ann M. BAUERS



Wolverine

GENUS: Gulo

SPECIES: gulo

SIZE: 33 to 44 inches long
including 15 to 18
inch tail

WEIGHT: 25 to 35 pounds,
50 pounds maximum

*Note about height and weight:
Females are 10% smaller and 30%
lighter than males.*

LIFE SPAN: 8 to 10 years

Wolverines are not large animals but they are ferocious. Wolverines certainly are tough characters. Did you know that a wolverine fears nothing? A wolverine is known to protect its territory from mountain lions and bears. Both these animals are much larger than a wolverine.

If you are not familiar with wolverines, they are dark to golden brown mammals. They have two light brown stripes that begin on their shoulders and join at the base of their tail. They also have strong, powerful teeth and jaws.

Wolverines also have unusually big feet! If you compare their feet to the rest of their body, the paws are largely out of proportion. The wolverine has webbed toes, and thick fur grows on the bottom of its feet in

Do you know Jesus as your personal Savior?

If you haven't asked Jesus into your heart as Savior and asked Him to forgive you of your sins, it is as simple as following these steps:

A. ADMIT YOU HAVE SINNED. *"For all have sinned and fall short of the glory of God" (Romans 3:23).*

B. BELIEVE IN JESUS. *"For God so loved the world that he gave his one and only Son, that whoever believes in him shall not perish but have eternal life" (John 3:16).*

C. CONFESS AND LEAVE YOUR SIN. *"If we confess our sins, he is faithful and just and will forgive us our sins and purify us from all unrighteousness" (1 John 1:9).*

If you would like someone to pray with you about your decision to know Jesus as your personal Savior, talk with your Royal Ranger commander, your pastor, or call: 1-800-4PRAYER, the National Prayer Center.



ROYAL RANGERS

HIGH ADVENTURE

Leader

VOLUME 33

FALL 2003

NUMBER 3

Fishin' Memories

by Richard MARIOTT

Early on Saturday morning Kody and I were going fishing. Kody, my nine years old grandson had not been successful the weekend before at Roaring River.

So today meant a lot to him to give it another try at fishing. On the way out of town, Kody reminded me that we had not stopped for breakfast, and we won't want to go fishing hungry I replied and he agreed. Burger King with egg and sausage sandwiches were in order, so we won't starve to death while out fishing.

Kody was excited as I told him that I was sure he would catch a fish at this new location. OK, it was a trout farm and had been there for over eighty years. But it was important that Kody had a successful morning fishing—even if grandpa had to pay for it by the pound.

When we pulled up in the parking lot Kody said, "I want to catch five fish!"

Being cautious in my reply I said, "Kody, today let's see that you catch at least two fish, and if they are real small we may try for a large one!"

Kody is a trooper. He can cast an open bait reel with the best of them. I had him try spinners at first to get the feel of casting and see if the fish were biting. They didn't seem interested in the spinners, so it was time to pull out the bait the man gave us when we first got to the farm. Almost immediately Kody hooked a small rainbow. I took video and pictures and finally netted it for him. This was the biggest fish Kody had ever caught. I'm thinking it must be around five-pounds—later we found that it was two-pounds and five-ounces. Ten minutes later he caught another nice rainbow that weighed one and a half pounds. This was an excellent time to stop. Kody has been successful and so far I wouldn't need to take a second mortgage out on the house to pay for the fish.

We took several more photos and got our tackle together, then started back to the bait house to have the fish cleaned. As we were walking by a man fishing by himself, Kody held up his stringer of fish and said to him, "You see the fish I caught? I'm a real good fisherman!" The kind man replied, "Wow! Those are very nice

fish young man." Then all of a sudden the man hooked a fish then turned to Kody and said, "would you like to reel this fish in for me?" Kody, said "sure," and quickly handed me the fish, tackle, and pole that he was carrying.

When Kody finally reeled the fish in close, the man netted it and this rainbow was a monster. It was larger than both of Kody's fish. Kody said "Look papa, how BIG this fish is!" I replied "Wow Kody, that is a really big fish. Be sure to hand it over to this nice man so that he can have the fun of paying for it!"

Kody was pumped. All the way home he said, "Papa I'm a very good fisherman now!" and I agreed.

While the day was exciting for Kody and I, we took time to pray for our breakfast and for a safe day out fishing. On our trip we also talked about the good things Jesus has done for us and how important it is to understand why Jesus came over two-thousand years ago.


As you work with boys using the new materials you will find that we have purposely used the advancement, awards, activities and bible studies to be exciting and have adventure, but more importantly to allow the boys to experience accomplishment.

Be sure to take the time, each week if needed, to recognize the boys for the advancements and accomplishments. The more you reward for the behavior you want from him the more he will know what type of behavior to achieve.

Close each week with the salvation message.

Rich Mariott, National Commander





Talking With Kids About War

Compiled by Pastor Kelly DUFOR

Wednesday evening on the way home from church, my son and I had our first discussion concerning the war with Iraq. I was listening to the radio in the car and he was picking up on certain words and topics as the news was reporting the first strike in Baghdad that evening. He began asking questions and my brain started reeling with questions like "How do I explain this to him?", "How much should I tell him?", "Will he understand?", etc.

Talking to children about war can be very difficult. However, we simply can't avoid the topic. Kids have real questions and need real answers, preferably from someone they love and trust. Here's some helpful information I have gathered that will aid you as you discuss the war with your children.

GENERAL GUIDELINES:

- Listen to your children and try to find out what they already know and how they found out about it. Keep in mind that their view and understanding of this may be very different from yours due to their developmental level and exposure to it. If you engage the conversation, try to use questions that encourage responses other than "yes" or "no."
- As children ask questions, give truthful answers using age-appropriate language and answer the question directly without giving more information than the child needs.
- Dust off the family globe and show them where Iraq is located. Younger children may think that Iraq is close by and experience undue fears. Reassure that Iraq is far away and that America is safe and secure.
- Look for behavioral clues that may indicate your child is experiencing fear, stress, anxiety, etc. Clues may include: changes in sleeping and/or eating habits, concentration, wide emotional swings, complaints of physical illness (i.e., headaches, stomach aches), regression to earlier behavior (i.e., bedwetting, baby talk, thumb sucking). If you observe these "clues" in your child, try to start a discussion about their fears and concerns. Oftentimes by asking how they feel, you are encouraging and empowering them to share their feelings.
- As children share, don't dismiss or minimize their feelings. Use active listening skills by rephrasing what they have said, affirming their feelings, and encouraging more discussion. Reassure that their feelings are normal. Help them to discover appropriate ways to express or cope with their feelings.
- Give children reassurance. Assure them about all that is being done to protect them and their family. Make sure they know that they are being protected.
- Set limits and use discretion as to how much media coverage your children will be exposed to through television and radio. Viewing and hearing constant coverage may be too overwhelming for young



children. Also, media replays events over and over again and young children tend to believe that each viewed event is a new occurrence rather than a repeated video clip.

- When watching or listening to new coverage about the war, watch how your child is responding and encourage questions and discussion.
- Give children extra time and attention. Security needs are met when a child knows that you are close and are able to give them focused attention. Take time to play with, read to, and pray with your child.
- Play and art will be very powerful tools for children to use to work out their feelings. The language of young children is play. Make simple art supplies available. Watch for teachable moments. Have them share with you what they are drawing or playing.
- Maintain normal activities. Continue your normal family routines (out-of-home, family time, and bedtime activities). Predictability and consistency promotes a sense of security and safety.
- Be a model for your children. Children are always watching and learn more from what we exhibit than what we say. Model appropriate coping skills and expression of your feelings.

■ Begin or maintain family devotions and prayer. Psalm 46:1 tells us "God is our refuge and strength, an ever-present help in trouble." Take time as a family to read the Bible and pray together. Don't neglect this great privilege.

■ Children may want to do something to make a difference. It can give children a sense of control, security and empathy. Suggested activities: praying for government leaders, American soldiers, Allied Troops, citizens of Iraq, etc. Adopt a soldier to write to, send care packages to, and pray for (could be a family member, friend, church member). Help out as a family in the community.

ADDITIONAL RESOURCES:

"130 Questions Children Ask About War and Terrorists" by Stephen Arterburn & David Stoop, Ph.D.

Focus on the Family — www.family.org

PBS Parents — www.pbs.org/parents/issuesadvice/war

About Our Kids — www.aboutourkids.org/articlesofwar/iraq.html

Parents — www.parents.com

(Resources not endorsed by author or this magazine.)

Permission to reprint from Pastor Kelly Dufour, Kids Konnection.

Now Available!




NEW FRONTIERSMEN CAMPING FELLOWSHIP BOLOS

Here's your chance to purchase these brand new
FCF Bolo ties at a great price of \$6.00 apiece.

For further information contact the national office at

417-862-2781, ext. 4190.



Living the Royal Rangers Life

by Ted Haggard

Senior pastor of New Life Church and president of the National Association of Evangelicals

With divorce on the rise and extended families increasingly distant, a strong Royal Rangers ministry is a must for every church that values the strength of its young men. Some of our finest, sharpest, and most innovative men serve others through Royal Rangers. Why? Because we are living in the fatherless generation.

Since the local church now serves as the family where many young men find their role models and security, the Royal Rangers ministry can not be a second thought or just "a good idea." Instead, it is the core of what many young men need in order to discover God's plan for their lives. We highly value Royal Rangers, and because we do, this ministry is producing strong, godly young men who will serve in His kingdom throughout their lifetimes.

New Life Church has had a Royal Rangers program for 9 years, about half the history of our church. The program was an immediate success, and it has grown every year. Today, over 470 young men and leaders are involved with the program at all levels, from Ranger Kids to Expedition Rangers. We are a church of 9,200, so that means roughly 10 percent of all our males are Royal Rangers—a phenomenal rate.

It is not hard to see why the program is so attractive to our boys and men, though I do appreciate how the many older, established men, busy with jobs and families of their own, see the opportunity and value in giving so much of their spare time to the program. But the draw is obvious, and the call is clear. On Sundays when the Royal Rangers are in uniform roaming about the church, talking together excitedly or serving together in some way, they are a walking advertisement for the value of relationships and discipleship. They are clearly giving life to one another.

The mature are leading the immature. Boys are becoming men by interacting with other men, and that process is exciting and inviting to every member of our church. We all love watching it happen, and the attraction of that powerful leadership dynamic ensures that Royal Rangers continually grows.

No doubt, there is a significant sacrifice for the men who devote so much time and energy to the lives of these young boys and men. At our initial leadership meeting in June of 1994, 80 men

showed up to express interest in being involved. By the time the meeting concluded, only 27 were left.

We might have been disappointed by that reduction, but we knew that Royal Rangers commanders would be a special breed of men who were willing to go the extra mile to develop the leaders of tomorrow.

Of that original group of 27, 20 of them are still active leaders in our outpost today. That rate of retention speaks volumes about the power of the Royal Rangers program. It builds valuable relationships for young and old alike. The 41 commanders in our outpost today shape one another as much as they shape the lives of young men. Leaders remain and become more and more committed because they develop relationships with one another. Their entire lives, the people they love, the weddings they attend, and the contents of their photo albums begin to revolve

around the Royal Rangers community. And they all say that their lives are fuller and more complete, and that their families are happier (and happier with them), than before they joined Royal Rangers leadership.

Every December, the leadership group has a retreat in the mountains for the men and their families. Everyone spends four days just playing, talking, and laughing; there are no schedules or agendas except to build relationships. And it works.

Right now our senior commander and his family are on vacation with two of the other commanders and their families. These men are not just "doing Royal Rangers" together—they are living life together.

Clearly, the whole family is blessed when a man becomes a Royal Rangers commander. Our program hosts a quarterly meeting for the leaders and their wives. We serve food and keep the business portion short, then ask the wives for their input and impressions of the program. The wives love what their husbands are doing, and they are comforted by the recognition that they are part of the Royal Rangers ministry, too.

I love our Royal Rangers program. I think it is one of the healthiest, most effective ministries at our church. It produces quality leadership, both in the boys who get involved and in the men who volunteer to help run the program.

From the initial initiation through the ongoing training to the regular opportunities for adventure, the boys and men are all fashioned into the powerful men of God that they are called to be.


Boys are becoming men by interacting with other men, and that process is exciting and inviting to every member of our church.



Royal Rangers Make Great Quizzers!



by Lisa Lyons, National JBQ Coordinator



As a Royal Ranger, you've probably learned the importance of memorizing Scripture. Many lessons in Ranger Kids and Discovery Rangers include verses for study and memorization. Perhaps you have already put some of those verses to memory. But did you know that some of those verses are also a part of Junior Bible Quiz?

It's true! Of the 22 memory verses in Ranger Kids, 11 are JBQ quotation questions. What's a quotation question? That's where a quizzer has to answer a question by reciting a Scripture verse, word perfect. If you have already memorized some of the verses in Ranger Kids, you already know the answer to some JBQ questions. You could join JBQ right now and wow the coach by reciting 11 verses. All you need is a little bit of study so you know the questions. You already know the answers!

Here's an example. If the coach asks: "Question number one for 20 points: Quotation Question: How did Jesus say we may show our love for Him?", you will know to answer by saying, "John 14:15, 'If you love me, you will obey what I command.'"

That sounds pretty simple, doesn't it? Top that off with the fact that Royal Rangers often do very well in Junior Bible Quiz. Of all the boys that attended the JBQ National Festival last June, 84 were Royal Rangers. And 10 of them had individual scoring records in the top 50! These special boys will be recognized and honored on the National Royal Rangers website.

If any of this has sparked your interest, perhaps you want to know a little more about JBQ. Junior Bible Quiz is a program in which teams of grade-school kids from different churches meet together to quiz over questions about the Bible. But the focus of JBQ isn't the competition. The focus is to help you put God's

Word to memory. The competition is just one of the fun parts of JBQ that helps motivate kids to learn the questions and answers.

Some of the other fun parts include making new friends and getting to know kids from other churches. Many teams even give little gifts to the members of the



opposing teams as something to remember them by.

One of the most important things learned through JBQ is faithfulness. By memorizing God's Word and studying regularly, kids learn that they can be faithful and accountable to God. This is a habit that will help you throughout your Christian walk.

Let me encourage you to give JBQ a try! Spend one season with a JBQ team in your church. If your church doesn't have JBQ, all it takes is two kids to make a team. Get an adult or two on board, and see if you don't enjoy the fun, fellowship, and faithfulness that are a part of this great ministry!

Teen Bible Quiz

by Bernie Elliot, National BQ Coordinator

The winning goal in overtime in the Stanley Cup Finals. The buzzer-beating shot of the NBA Finals. The 50-yard field goal in the waning moments of the Super Bowl. Question number 20 answered correctly during the last match at National Teen Bible Quiz Finals to win the national championship. What do all of the above have in common? An adrenalin-pumping moment! Which one has eternal consequences? Answering a question from God's Word!

What is Bible Quiz? It is a discipleship ministry started in 1961 to challenge youth to read, study, memorize, and live God's Word. We take a specific book or books and devour them for about a year. The fall of 2003, the junior highers in sixth to eighth grade, called novice quizzers, will study the Book of Hebrews. Those in "A" league, primarily senior high, will study both Hebrews and 1 and 2 Peter.

The concept of the Bible Quiz ministry is simply using competition to challenge youth to study God's Word. Each Bible Quiz match consists of 20 questions. There are eight 10 pointers; nine 20 pointers; and three 30 pointers. The higher the points, the more challenging the question.

Quizzing usually starts in mid to late summer with ordering the materials and starting to study. Most districts have 4 or 5 league meets between October and March. The winner of the leagues then move on to the district finals, usually in the month of April. The top teams then advance to one of the eight regional finals

held in the month of May. From each region, the top 5 "A" teams advance to national finals, which are held in various cities across the country in July. The novice teams advance only as far as regional competition.


At the first league meet in October, the questions come from the first few chapters of the book.

Additional chapters are added for the second meet, and there is a 25 percent review of the previous material studied. By meet four, the entire book has been covered.

It is easy to get involved. Approach your youth leader or youth pastor and state that you want to be involved in the Bible Quiz ministry. Your leader can either contact your district Bible Quiz coordinator (DBQC) or the national Bible Quiz coordinator at BQ@ag.org for further information.

Why should you consider being involved? Very simply, it will change your life by drawing you closer into a relationship with Jesus. It will provide a foundation for your life and strengthen your faith. "Faith comes by hearing and hearing by the Word of God" (Romans 10:17). You will develop more self confidence. It will help you set goals and better your study habits. Lastly, it can provide you with some much-needed scholarship money for post-high school education and training.

Here we go: Question 1 for 10 points.... You can do it!





Ministering to the Miskitoes and Billy Graham

by Roger "River Rat" Hayden

Senior Commander AL Outpost 27 and Tennessee Valley Section FCF Representative


The Alabama Creek Chapter of the Frontiersmen Camping Fellowship (FCF) recently completed a Pathfinder trip to Honduras. Working with local missionaries Ricky Saldana and David Castro, the team successfully completed a 20' x 40' church in the Miskito Indian village of Tasbaraya on the island of Tansi, located in the eastern portion of Honduras known as La Mosquitia.

Arriving in the village on Monday, the team completed construction on Thursday and had a dedication service with local pastor Billy Graham (named after the famous evangelist) and approximately 150 Miskito residents. The team was also able to minister to some of the local families by constructing steps and replacing rotten wood on their homes. Roger Hayden served as trip coordinator and Rob Hudson as construction foreman.

The trip was a great success, with God moving on team members' behalf from beginning to end. God provided needed funds, time off from work, and other blessings such as reasonable airfares and hotel accommodations.

The Pathfinder program is part of FCF and provides opportunities for men with camping and construction skills to backpack into remote areas and build churches, schools, or other needed facilities.





Team members pack in all of their food, shelter and tools. Roger and David discussed plans while in Honduras for the construction of 5 more churches for Miskito villages throughout La Mosquitia, Honduras. If you are interested in information relating to future Pathfinder trip opportunities, please contact Roger Hayden at (256) 420-8074.



EAGLE ROCK, MISSOURI
SITE OF THE

National Rendezvous 2004

CAMP EAGLE ROCK
July 12-16, 2004

FOR APPLICATION

Check our website www.royalrangers.ag.org
or call the Rangers National Office

417.862.1447 Ext. 4181

NATIONAL REGISTRATION FEE:

Early registration postmarked on or before

— **JUNE 19, 2004** —

\$60 — Old-Timers \$50 — Young Buck

Postmarked after

— **JUNE 20, 2004** —

or Walk-in registration

\$75 — Old-Timers \$60 — Young Buck

Registration Includes:

(To receive at registration)

2 — 2004 National Rendezvous Patches


1 — 2004 National Rendezvous T-shirt

1 — 2004 National Rendezvous Hat

1 — 2004 National Rendezvous Registration Medallion



Patch



Return to:

ROYAL RANGERS

1445 North Boonville Avenue
Springfield, MO 65802-1894

Attn: FCF Rendezvous

Make checks payable to:

Royal Rangers Account #0000256



Medallion



Fall Fun With a Purpose

by Gary L. TRUMM, *Ranger Kids Leader, Concord, California*

Teaching Bible truths with the American Indian theme was a unique way that held boys' interest. Throughout history, the American Indians were good stewards of God's creation. Also, there is a wide resource for craft ideas and devotions about nature and animals. Fall is a perfect time to introduce your boys to the way American Indians gathered and hunted. Here are some ideas that the boys really enjoy.

Have a Father/Son day to conclude this theme and call it an American Indian Big Time Powwow. It will provide an opportunity for you to involve fathers, grandfathers, or uncles in an outpost activity.

September Calendar Craft

PURPOSE: Print a monthly calendar with all memory verses and important events on it for each boy. This will help him learn verses and inform parents about activities.

CRAFT SUPPLIES NEEDED:

One of the following for each Ranger:

- large sheet of construction paper
- bow and arrow cutouts
- glue bottle
- month's calendar printout

Plus: American Indian/animal rubber stamps and ink pads to decorate the top of the calendars.

Winter Count Hide Craft

PURPOSE: To teach how the American Indians handed down stories to future generations by writing symbols on a hide or the wall of their tepee or hogan. In the same way, early Christians wrote down the Bible to share the good news.

CRAFT SUPPLIES NEEDED:

One of the following for each Ranger:

- animal hide shapes cut from brown paper grocery bags or brown mailing paper (approx. 12"x 10")
- glue bottle
- scissors (to cut symbols into squares)
- photocopy of the memory verse (to glue on back)

Plus: boxes of crayons or markers to share to color the symbols

Native American Sand Painting

PURPOSE: To teach that the Native American chiefs used colorful sand to illustrate an important truth to their braves. In the same way our leaders and pastors tell us important stories from the Bible through illustrations, parables, and stories.

CRAFT SUPPLIES NEEDED:

One of the following for each Ranger:



- 12" X 9" white poster board

- small artist brush

Plus: four colors of sand separated into a number of containers (Can be purchased from a school supply store or made by putting food coloring in playground sand and mixing with a wooden spoon.)

Slightly-diluted glue in bowls or on Styrofoam meat trays for the boys to share.

They paint on a design with glue, and then sprinkle on colors of sand. You can use trays or soda boxes to catch colored sand when it is sprinkled on the poster board.

Big Time Powwow


When the boys arrive, they should wear their vests and Indian necklaces. They will make a craft with their dads or other adult. After completing their hunting pouch craft, they will come to the council fire area to be greeted by the leaders, open with prayer, and sing a few fun songs. The leader will then explain an obstacle course hunting activity.

The boys will put on their hunting pouches. After doing an activity at each station, they will put a picture of whatever they gathered or hunted into the pouch. After enjoying the course for a designated time, they sit down by the fire and have a big-time feast. Each part of the snack will represent the bounty of the hunt. It is a wonderful day that ends with an American Indian devotion told by someone in a costume. I always try to get a Frontier Camping Fellowship member to bring a tepee for the boys to enjoy.

Hunting Pouch Craft

CRAFT SUPPLIES NEEDED:

- brown wrapping paper or construction paper (12"X9") cut in the shape of an Indian pouch with folded flap and holes punched for lacing (2 each)
- twine or yarn (10_) with the ends dipped in glue beforehand, to stiffen for threading decorative beads (1 each)
- pieces of twine or yarn (30_ each) for lacing pouch with ends dipped in glue beforehand, to stiffen for threading (2 each)
- 4-inch feathers to glue on front of pouch (4 each)
- plastic beads to thread on twine on the folded flap (8 or 10 each)



- Native American/animal rubber stamps with ink pads for decoration

- Several markers to write boys' real and "Indian" names

- Several glue sticks for attaching feathers

Hunting Obstacle Course

At each station is a basket with a small picture of each animal or gathered item. These will be placed in their pouches. When they finish and go to the tepee for the feast, the leader will ask the boys to tell what they found on their hunt. After a prayer, they can enjoy the snacks that represent the bounty.

STATIONS

#1: Tepee—The boys go inside and come out one-by-one to start the hunt into the forest

#2: Forest—Crawl into the forest quietly to find a deer. (I put a pitch-black cover on four

chairs and cover it with branches for a forest feel to crawl under on hands and knees.)

#3: Deer Hunt—Throw a rubber tipped spear through a hula hoop taped to a chair or a table with a deer picture on it

#4: Fishing—Walk on a balance beam and then fish in the river (a small plastic pool), with a magnetic spear, for a paper fish with a paper clip on it

#5: River Crossing for Acorns—Jump from rock to rock in the river to get to the acorn tree. (Hula hoops lying on the ground are the rocks.)

#6: Acorn Grinding—Grind nuts on a large stepping-stone with small, smooth stones. (These are make-believe acorns ground for acorn cakes. I use walnut meats.)

#7: Berry Picking—Crawl through an accordion tube. (Make believe they are crawling through berry patches.)

#8: Bear Hunt—Shoot a Nerf or toy bow and arrow at a picture of a bear.

#9: The Return—Return to the tepee for the hunters' feast.

Deer: Beef jerky in small pieces

Fish: Goldfish crackers

Acorns: Tortillas with honey

Berries: Fresh berries, raisins, or dried cranberries

Bear: Teddy bear-shaped cookies



What Is Your Faith Promise for Missions?

Submitted by Jon Keck, Children's pastor at Macomb Assembly of God, Macomb, Illinois

This message helps kids understand what a faith promise is. I used a dove pan* to illustrate the point. I started with an empty pan and poured in lighter fluid. I then had three cardstock circle disks that I added to the mixture. I also kept adding more lighter fluid as I talked.


The first disk was "Money from Pocket." I explained that when we plan to give to missions, the first part of the equation is our own money that we plan to give. This could be a portion of our allowance, etc. I asked all the children to think about how much money they could give from their own pockets throughout the year and to write that number down.

The second disk was "Money from Fundraisers." I explained that this was money that we could work for in order to give to BGMC. With this, I asked them to consider giving 100 percent of what they raised. This could be an extra chore, working in their neighborhood, getting involved in a church fundraiser, etc. Then I asked the children to think about how much money they felt they could raise for BGMC through fundraisers and write that amount on the next line.

The third disk was "The Jesus Factor." I told them that the first two disks were the easy way to make a faith promise, but that it wasn't really a faith promise until we added the third disk of asking Jesus what He would have us do. I had them add the first two numbers and think about that combined total. Was that amount what Jesus wanted them to do this year for BGMC? Or, as they thought about that amount, did Jesus speak to them about another number—a miracle number—which He wanted to funnel through them? I then took a match and lit the pan with the cards on fire. The fire burned high and the disks burned before their very eyes. As I slapped the lid on the pan to put out the fire, I talked about how the enemy wants to put out our excitement for BGMC. As I took off the lid and pulled out three brand new, unburned disks, I shared that the way we win is to:

1. Be faithful to give what we planned from our own pocket. (I held up the perfect unburned "Money from Pocket" card.)

2. Be faithful to give what we planned through working for BGMC and making sure the money makes it to BGMC. (I held up the perfect unburned "Money from Fundraisers" card.)



3. Be faithful to give the miracle money that God gives you. Don't wait for Him to give it to you all at once. When you get some extra unplanned money, thank Him for it and give it to BGMC. If we don't, and God knows He can't trust us with a little, God won't funnel the larger amounts through us. (I then held up the perfect unburned "The Jesus Factor" card.)

After this, I led them in prayer, asked them to listen for what God had told them, and to write that number down on their passports as well. As the kids left, we transferred these numbers down onto another document.

* This object lesson uses a magic illusion called a dove pan. If you don't have a dove pan, you can also modify it using a change bag. If you don't have either, you can still use objects to represent the three areas being talked about.





Discipline in the Outpost

Many factors affect discipline in the local outpost. One key is having plenty of space per boy and a clean room with good lighting and ventilation. Make sure the room has sufficient chairs and tables that are the right height.

Create a good learning atmosphere by:

- Welcoming the boys with a smile and handshake.
- Showing gratitude for good behavior.
- Writing notes of appreciation for behavior or recent advancements.
- Showing an interest in each boy's family or knowing his favorite sport or family pet.
- Turning negative comments into positive ones.
- Highlighting boys' talents.
- Focusing boys' energy into positive areas of classroom activity or even leadership roles.
- Clarifying what is and is not acceptable behavior in the classroom/outdoor setting.
- Identifying consequences for improper behavior.

If behavior is inappropriate:

- Use the raised-hand quiet signal.
- Stand next to the boy who is misbehaving.
- Touch his shoulder while continuing to teach.
- Calmly make a request for him to alter the behavior.

POTOMAC DISTRICT

The following testimony is from the Potomac District, Capital MD/VA Sectional Commander, Ron Davis.

Dear Fellow NTC Staffers:

Here are a few of the NTC (Whiteford, Md.) comments and replies I've seen posted on our Capital Section's Website. I wanted you (the national office) to be further encouraged by the blessing as well. Since 18 of the 50 NTC trainees came from Capital Section, I can't wait to see the harvest God grants these excited men. With God's help we did our best and served our fellow Ranger Leaders. Thank you for your dedicated, continuing service to our Master Ranger, Jesus Christ.

Here are a few testimonies from commanders who attended the NTC in Whiteford.

Rich Mariott, *National Commander*

RAFAEL J. ELIZALDE-RUIZ

The training and teaching given at this year's 2003 NTC was invaluable! As Commander Ron has said before, to become effective commanders this training is essential. Very enjoyable and entertaining, you will learn plenty about rope craft, fire craft, tool craft, soul winning, first aid, council fires, well-planned and executed meetings, effective leadership, teamwork, the patrol system, setting up campsites, patrol spirit, planning, hiking, water safety, and so on. Don't miss it next time! If you can go, I encourage you to go, my friend! This year's NTC will be something I will never forget.

Rafael J. Elizalde-Ruiz

BILL BASSETT

I agree. It was a good experience and the staff was excellent. The three hour nature hike is one I surely will always remember. :) I hope when I go to ANTC, the sun will be shining a bit more.

MARK BRANNON

I learned a great deal at NTC. The instructors were each dedicated individuals, highly knowledgeable, and desired to help each patrol member become the best that he could be. As a Ranger Kids commander, I was new to the whole camping thing. I had never read a compass, erected a campsite, or lashed anything. The instruction was great, but I also benefited greatly from the experience of a GMA'er. I do not remember David's ("Bigfoot") last name or outpost, but he was a storehouse of knowledge. It was extremely beneficial having him in the patrol. Having a GMA'er in each patrol at NTC in the future is something to strive for. The young guys that have grown up in the program bring so much to the table.



Devotionals for Boys

by David BOYD

These four object lessons are all built around snacks, which your class can eat when you are finished. Each snack can be prepared easily using most available cooking tools whether you are indoors or outdoors.

OBJECT LESSON ONE

Each One Has a Part

NEEDED:

oatmeal, cocoa, butter, salt, hot plate, saucepan, No-Bake Cookie recipe and ingredients

NO-BAKE COOKIES

Below is a recipe for No-Bake Cookies. These cookies can be mixed in class and then eaten once they are made. No baking is necessary. (All that is needed is the ability to boil the chocolate mixture. A hot plate or hot pot would work well for this.)

Prepare a dish containing oatmeal, one containing cocoa, one containing butter, and one containing salt. Have the children sample each of these three ingredients separately. Ask the children about each of these items.

Are they good? Are they tasty? Separately these items don't sound like much, but each of these items is different and has a purpose.

Explain a little bit about the properties of each of these items and where they come from. Explain that like each of these various items, each of us is different too. Each of us comes from different backgrounds and has different skills. All Christians are different from one another, but together we all make up the body of Christ. Think of a church. Some people have talents to speak and teach, others to sing or play an instrument, and still others may serve in nurseries or classrooms. Together the church is strong and effective because each member has different talents and skills, which they share with the rest.

Mix the items together according to the recipe. (Including the rest of the ingredients.) Sugar is one

of the ingredients that seems to link all the ingredients together. Sugar mixes with the cocoa to make chocolate.

It mixes with the butter and the salt to create the mixture, which holds the oatmeal together. The sugar unifies the rest of the ingredients into something quite good. Jesus serves as to unify all Christians. Jesus binds us to one another so that we can minister one to another.

As the kids are finishing making the cookies and as they are eating them, discuss with the kids how we are all different in how we look and act.

Discuss with the kids how, together with the help of Jesus, we fit into God's plan.

NO-BAKE COOKIES

36 cookies

NOTE: THIS RECIPE CONTAINS NUTS & PRODUCTS MADE FROM NUTS.

Always check for Food Allergies before serving ANY foods to children.

2 sticks butter (or 1 cup)

4 tsp. cocoa

2 cups peanut butter

2 cups nuts, chopped

4 cups sugar

1 cup milk

5 cups quick oats

2 tsp. vanilla

Mix together peanut butter, oats, nuts, and vanilla. In a saucepan, combine butter, sugar, cocoa, and milk and heat on medium. Boil 1 minute. Remove from stove and add to the peanut butter mixture. Drop by spoonfuls onto wax paper. Let cool.

OBJECT LESSON TWO

Three Parts of the Church

CARAMEL APPLES:

Using safe butter knives, have your boys each cut open and core an apple.

Have them cut the apple into small pieces. If the boys in your class are too young, please help them. Talk about the various parts of the apple.

There are three main parts, these are the peel, the flesh, and the core. The peel is thick and tough and serves the purpose of protecting the apple from insects or disease. Without the peel the apple would quickly spoil.

Explain that the church is a place for Christians to go to be protected. It is at the church where we find help when we are going through difficulty. The friends we have at church help protect us from attacks from Satan, who wants to keep us from living for Jesus.

The flesh is the second part of the apple. The flesh is the good part to eat. It is where the nutrients are. The flesh makes us grow and become strong. Explain that the church is a lot like the flesh of the apple. When we come to church and to Royal Rangers, we grow by learning about Jesus and the Bible. It is through classes at church that we grow spiritually and become strong. Every time we go to church, we are gaining spiritual nutrients to help us live our lives for Jesus.

The last part of the apple is the core. The core is where the seeds are. The seeds are what guarantees us that there will be more apples in the future. When the seeds of the apples are planted, brand new apple trees will sprout up. Explain that the church can also be like the core of the apple. The church teaches us to go spread the seeds of Jesus to our friends everywhere. Every time we tell others about Jesus, we are spreading "gospel seeds." When we go and tell our friends about Jesus, we give them the opportunity to ask Jesus into their lives and to see their brand new Christian life sprout.

Once you are finished with your lesson bring out some hot caramel sauce that you have heated up prior to class. (You can buy caramel sauce from the ice cream section of your grocery store and microwave it, or you can

melt caramels and milk in a saucepan. Most packages of caramels have the directions on them.) Have the boys put their cut up apples in a bowl and pour a little hot (warm) caramel over the apples for a nice treat.

Remind the children of the three purposes of the church: to protect us, to help us grow, and to help us to share "gospel seeds" with others.

OBJECT LESSON THREE

Good Times & Bad Times

HOT CINNAMON DONUTS:

(Not recommended for Rangers younger than Adventure Rangers due to cooking hazards.)

Purchase cans of country-style biscuit dough from your dairy section of your grocery store. (These are usually the cheapest of the biscuits.) To prepare biscuits have each child wash his hands thoroughly, then stick one finger through his biscuit dough to form a donut shape. Prepare a saucepan of hot cooking oil or melt butter in a frying pan. Place the donuts into the oil or butter and flip to the second side once they get brown. When both sides are brown, drop them into a paper bag that contains cinnamon sugar. Shake up the bag and you will have hot cinnamon donuts.

As you are preparing to cook the donuts, talk to the kids about the make-believe life of the donut. Imagine that donuts loved to be eaten, but they hated to be cooked. First someone sticks a big finger through the middle of them. "Ouch that must hurt!" Then the cooking period must be a rough place. First you are cooked on one side, and then you are cooked on the other. Then you are placed inside a bag and then shook up until you are dizzy. What a life. Finally the donut dough becomes a hot cinnamon donut. It is so happy because one of you boys will get to enjoy it!

It sounds like a silly story. It probably is. It may sound like donuts have to go through tough times to become a donut, but that's what a donut is.

Explain however, that in real life, we all go through tough times. Sometimes our parents move and we have to go to a new school. Sometimes we have to go to a new church. Other times someone in our family gets sick, and life begins to get really stressed and uncomfortable. Some kids live with parents who get a divorce. Other kids might have a parent pass away.

Give the kids opportunity while you are cooking donuts to talk about what can happen in their lives to make their life tough for a while. Once the kids have had an opportunity to talk about tough times, talk about the good times that often are found on the other side of difficulty.

Explain that life does have ups and downs, but God will take care of us. Use this time to give testimonies of difficult times in your own life and how God brought you through them. Then eat your donuts!

Continued on next page —

OBJECT LESSON FOUR

Following God's Instructions

BAKED APPLES:

Baked apples are made by taking an apple and cutting out three-quarters of the core from the top down. This will create a hollow spot inside the apple. Poke the inside of the apple several times with a knife, and then fill the center with two tablespoons of cinnamon-sugar and a teaspoon of butter. Wrap the entire apple up in two layers of aluminum foil, making sure to keep the apple upright so the sugar doesn't pour out. Place the apple in an oven at 350 degrees for 30 minutes. (Or in a campfire. Turn it every so often. Cook for 25-35 minutes.)

Give the kids a copy of the above recipe. Have the kids make a cinnamon apple. Have one of the commanders purposely ignore the directions.

Have him (or her) cut a hole all the way through the apple so the sugar falls out or butter the outside. Have him not wrap it well. Have him stick it in the fire and then declare it done only after a couple of minutes. When this commander

pulls out the apple and finds it uncooked, messy, and not very desirable, talk about why his apple didn't turn out well. Explain the value of following the recipe. There was a reason the recipe said to cut the apple a certain way. There was a reason the recipe said to double-wrap the apple in foil. There was a reason for cooking the apple a certain length of time.

Talk about the value of following instructions. Then compare this to following God's instructions in the Bible. The Bible was given to us for a purpose. Second Timothy 3:16 says the Bible is God's recipe for us to help us live the Christian life.

(Note: If you are doing this object lesson at church in class and class time is short, have the kids make a baked apple, then instead of putting it in the oven, have them take it home. However, you can make apples ahead of time and pull them out of the oven so that the kids can have them as a snack. If this is the case, have your "disobedient" commander pull out another baked apple that he put in the oven earlier. Have this one really burnt because he left it in the oven too long.)

ROYAL RANGERS LEADER'S MANUAL


your key to boys' ministry



Gospel Publishing House

1.800.641.4310

www.royalrangers.ag.org



Here it is—the must-have resource for Royal Rangers leaders that answers all your questions about the Royal Rangers ministry. Describing the full scope of the program, level by level, this all-new manual:

- Guides you through building a complete outpost
- Shows and describes leader uniforms in detail
- Defines the qualifications and process for earning, ordering, and presenting medals and other awards
- Explains how to work with boys and develop their leadership skills
- Provides everything from the big picture of ministry vision to the details of trip planning and financial reports

the winter. This enables the wolverine to get around in the snow much easier. Wolverines have natural snowshoes! If you see a wolverine in the wild, do not laugh at his big hairy feet. The wolverine can chase you with its big hairy feet, and the last thing you want on your hands is an annoyed wolverine.

Wolverines live in Siberia, Alaska, and North America. The wolverine home range in North America extends as far south as Colorado, Indiana, Pennsylvania and Michigan. Wolverines live in the forest and also travel to mountaintops. They like cold weather and snow.

The wolverine is a member of the weasel family and is its largest member. The Latin genus and species name of a wolverine is *Gulo gulo*. Do you know what *gulo* means? Glutton. The wolverine is named the Glutton glutton! They have a barbarous appetite and



can consume enormous amounts of food in one sitting. This is because food sources are scarce where wolverines live, so when they eat they eat everything in sight.

After a wolverine has gorged on food and can not eat another bite, what do you think it does? Food is so scarce that they even have a technique for saving leftovers. The wolverine sprays its leftovers with a vile smelling musk and

comes back for a snack later. It smells so bad no other animal will come near it.

The wolverine is an interesting animal and a tough one, too. It has to be to survive in its brutally cold and rugged environment. This stocky animal with big hairy feet is agile and can run at very high speeds in deep snow. If you ever meet a wolverine in the wild, say hello and keep walking. And most important, whatever you do, do not eat this glutton's leftovers!




A conference to light
your children's
workers aflame with
power
to ignite your kids.




HAVE YOUR CHILDREN'S WORKERS JOIN US FOR "KIDS AFLAME!"

NATIONAL CHILDREN'S MINISTRIES LEADERSHIP CONFERENCE
APRIL 27-30, 2004



Thomas Trask



Dan Betzer



Dick Gruber



David Boyd

FOR MORE INFORMATION, VISIT WWW.4KIDS.AG.ORG



STORY BY:
VICKY WHITE
ART BY:
TOM LYLE
COLOR &
LETTERS BY:
CRAIG SCHUTT

HEY, MATT, HERE'S A
GOOD QUESTION: WHO
WROTE MANY OF THE
PSALMS?

KING
DAVID.

"WHAT DO YOU THINK HE LOOKED
LIKE? DO YOU THINK HE WORE A
BIG CROWN?"

"OH, YEAH--AND HE PROBABLY
SAT ON A HUGE THRONE WHILE
HE WROTE."

LISTEN TO THIS
ONE: WHO WERE THE
FIRST MAN AND FIRST
WOMAN?

THAT'S
EASY--ADAM
AND EVE.

"CAN YOU IMAGINE WALKING
AROUND IN LEAF SHORTS?"

"THAT WOULD BE KIND
OF ITCHY."

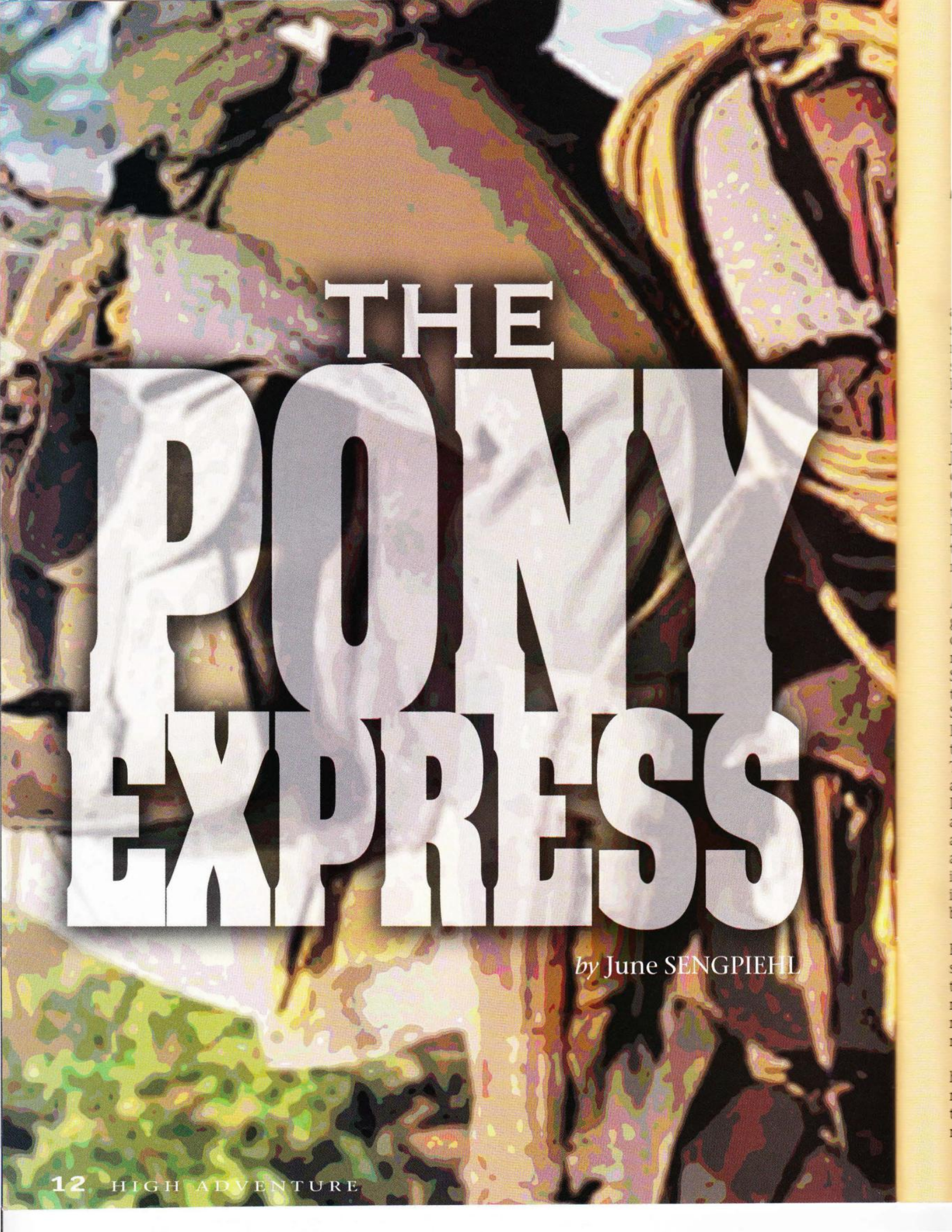
"WAIT, I GOT ONE! WHO
LIVED LONGER THAN ANY
OTHER PERSON, AND HOW
LONG DID HE LIVE?"

HIS NAME
WAS
METHUSELAH
AND HE LIVED 969
YEARS.

I DON'T THINK
I WOULD WANT TO
LIVE TO BE THAT
OLD, CHUCK.

I KNOW
WHAT YOU
MEAN...
THINK OF
ALL THE
WRINKLES.





THE PONY EXPRESS

by June SENGPIEHL

Pony Express riders faced great danger, hardship, and problems. Because their job was so difficult, riders were greatly admired. Some of the problems the riders faced were buffaloes, Indians, and bad weather.

The Pony Express—those words are familiar. But what exactly do they mean? What was the Pony Express and why is it still important?

It took the stagecoach 23 days to travel 2,000 miles and deliver mail between California and Missouri, and sometimes there were delays. A quicker mail system was needed. The Pony Express was a network of stations and skilled riders on swift ponies that delivered the mail quickly. This connection of the two parts of the country is considered an important part of the building of the west.

The Pony Express was founded by three men—William H. Russell, Alexander Majors, and William B. Waddell—on January 27, 1860. During its existence, the riders rode 308 circuits each way and traveled a distance of 616,000 miles carrying about 35,000 pieces of mail. In October, 1861, the telegraph was in use and the Pony Express was replaced. The Pony Express only lasted for 18 months, but it gave hope to the people in the west that they were not cut off from the rest of the world.

The first ride was April 3, 1860. Two riders galloped off in different directions to deliver the mail. The first was from St. Joseph to Sacramento. The other was from Sacramento to St. Joseph. Both riders achieved their goal in 10 days. This was a real encouragement to the country. Lincoln's inaugural address was carried across this area in 7 days and 17 hours. This latter is the world's record for information being sent by men and horses.

The 2,000 mile route was separated into five divisions. Home stations were about 65 to 100 miles apart and were shared by the stagecoaches of the Overland Mail. Relay stations, smaller stations with fewer people, were 12 to 15 miles apart. The mail was carried in a mochila—a leather mailbag with four pockets that fitted over the saddle. Each mochila carried from 12 to 15 pounds of mail.


Every rider was assigned a specific run. Riders changed horses every 10 to 15 miles. When a rider crossed the mountains, his run was about 55 miles. The flat runs through desert and plains were about 120 miles. Every rider had to take a vow to conduct himself honestly and be

faithful in his duties. Riders were paid between \$120 to \$125 monthly. Postage was \$5.00 a half ounce in advance and later was reduced to \$1.00.

A quote by Mark Twain in *Roughing It*, 1872, as listed in *Pony Express* by Anthony Godfrey and Roy Webb, describes the Pony Express experience vividly.

"There were about eighty pony riders in the saddle all the time, night and day, stretching in a long, scattering procession from Missouri to California, forty flying eastward, and forty toward the west, and among them making four hundred gallant horses earn a stirring livelihood and see a deal of scenery every single day of the year."

The western people themselves were anxious for the Pony Express to go through so they could get mail back and forth. Pony Express riders faced great danger, hardship, and problems. Because their job was so difficult, riders were greatly admired. Some of the problems the riders faced were buffaloes, Indians, and bad weather.




The Pony Express only lasted 18 months, but it gave hope to the people in the west that they were not cut off from the rest of the world.

One interesting story connected with the Pony Express is that at Egan station, as the Pony Express rider approached, he could see problems with Indians. He turned around, rode back up the trail, found the cavalry patrol he had passed, and brought them to help. There were two white men who were being held by the Indians and were about to be killed. A fight occurred and 18 Shoshones were killed. This was one incident in the continuing fight with the Indians.

The Pony Express route still exists and can be recognized by markers and statues. It characterized the bravery and spirit of the west. In Gothenburg, Neb., there is a marker and the original Pony Express station house. It is used today as a gift shop. A souvenir issue of the *Pony Express Times* is given out.

Learning about the Pony Express and the stories of the riders is like stepping back into history. The Pony Express riders were young, courageous, and creative. They faced a challenge, met it, and formed a new path in the west. It is one of the important ways that our country was shaped. The Pony Express and the people who participated in it played a large part in the shaping of our country's history.



The Honest Spy

by Donna S. PENNYCUFF

When you imagine a spy, what do you think about? Someone with suspicious, shifty eyes, dressed in a trench coat and a wide-brimmed hat? Most spies are not what you would imagine.

One of the bravest and most loved spies in American history was Nathan Hale. He was tall and athletic with blonde hair and blue eyes. He was 21 years old. He left home when he was 14 to attend Yale College. He graduated when he was 18 and became a schoolmaster (similar to a principal) in New London, Conn. Nathan Hale was an honest man and lived an honest life. He didn't own a trench coat—or a wide-brimmed hat.

In 1775, when Nathan was 20, he joined the American Revolution and was soon promoted to captain. The United States was not yet a free country. It was part of England. Capt. Nathan Hale was a patriot. That meant he loved his country. He loved his country so much, he was willing to give his life for what he believed. It was this belief that prompted Captain Hale to volunteer to cross enemy lines into New York City, September 16, 1776, as a spy. No one else was willing to take the dangerous job.

Hale courageously entered enemy territory dressed as a civilian, carrying only his college diploma. He gathered so much information in five days, he didn't think he could remember it all, so he wrote the information down and put the folded paper in his shoe.

That night, Sept. 21, when Hale was trying to sneak back to the American lines, New York City was set on fire. The British suspected a plot by the Americans and every suspicious person was to be stopped and investigated.

Hale was detained when he was walking along the river in search of a boat to take him across. The folded papers were found in his shoe.

Hale could have lied to save himself. He could have said he was recording data for a book he was writing, or the information was for a history lesson he was preparing for his students. But Hale was an honest man and he didn't lie to his interrogators. He bravely admitted he was a spy and was reporting back to General Washington. Hale stood by his values and his beliefs, despite the fear he must have felt. That night he was held in a small room while he awaited his fate.

When the next day dawned, he was forced into the back of a wagon. His hands were tied behind his back and a noose was put around his neck. Hale was not afraid. He bravely faced those before him. When he was asked if he had any last words, Hale proudly said in a loud, unwavering voice, "I only regret that I have but one life to lose for my country." With those words, Capt. Nathan Hale went down in history as a hero who willingly died for his country, and would have willingly done so again.

Hale was an honest man who lived an honest life. He lived by his values and bravely died by his values. The young patriot's words still ring loud and clear today.

Could you be the next honest spy?

Why did the boy eat his homework?

Because the teacher said it was a piece of cake!

Have you heard the story about the wall?

You'll never get over it!



"I'm trying to earn an award for archery."

When is a piece of wood like a king or a queen?

When it's a ruler!

What is at the middle of the sea?


The letter E!

What causes baldness?

A lack of hair!



"Ignore him — he's just looking for attention."



"Are you O.K.? You look a little pail."

What turns everything around but does not move?

A mirror!

What is the easiest thing to part with?

A comb!

Why did the chicken want to join the band?

It had its own pair of drumsticks!

What is big as an elephant but doesn't weigh anything?

An elephant's shadow!

Why can't a man living in Australia be buried in America?

Because he's still alive!

What did one eye say to the other eye?


There's something between you and me that really smells!



"What, you never saw a ham radio?"

COMEDY CORNER

Stewardship for You— Impacting Boys for Eternity



Mike Laliberty,
Deputy National Commander

Christopher Dalla Rosa,
Adventure Rangers Program

Matthew Kluka,
Ranger Kids Program

Alice Laliberty,
Ranger Kids Commander



The Royal Rangers is an Assemblies of God organization that can benefit from your good stewardship when you consider an Assemblies of God gift annuity. An Assemblies of God gift annuity guarantees you a regular annuity payment with no investment worries or responsibilities. Other benefits you may receive include:

- Immediate tax deduction for the gift portion of your investment.
- A portion of each annuity payment may be tax-free.
- If funded with appreciated assets, only a portion of your capital gains is taxable.
- At your death, the ministry of your choice, such as the Royal Rangers will be blessed.

With one call, let us show you how an Assemblies of God charitable gift annuity can work for you.

Gift Annuity Sample Rates

YOUR AGE	ANNUAL RATE
60	6.4%
63	6.6%
66	6.8%
70	7.2%
73	7.6%
76	8.0%
80	8.9%
83	9.7%
86	10.8%
90	12.0%

Service provided by:



Gift annuity rates change. Please call Assemblies of God Foundation to receive the current gift annuity rates based on your age and circumstances.

Call toll-free: 1.877.242.8112

Toll-free: 1.866.621.1788 • 1661 N. Boonville Ave., Springfield, MO 65803 • E-mail: agfoundation@agfsg.org • Web: www.agfoundation.com

MINISTERS BENEFIT ASSOCIATION • ASSEMBLIES OF GOD FOUNDATION • ASSEMBLIES OF GOD LOAN SERVICES • MASTERPLAN STEWARDSHIP SERVICES



729042

**Attention:
Senior Commander**