

ISSUE 04



WINTER 2003

www.royalrangers.ag.org

LEADER'S EDITION

High Adventure

THE OFFICIAL MAGAZINE OF ROYAL RANGERS




Fuel Your Need For Speed



The Pinewood Derby boldly challenges you to go faster, go harder, go stronger, and have more fun than you ever thought possible. The thrill will make your heart race faster than your car.

Don't miss out!
Visit
www.royalrangers.ag.org
for the full line of Pinewood Derby products, guidelines, and specifications.
Plus, a showroom of derby cars made by Royal Rangers just like you.


[stuff to help your car bum up the track]



Pinewood Derby Racing

Learn how to build a car, make your racer faster, build a track, and set up the race. Includes sample forms.

02RA5060 \$2.99
10 or more, \$1.99 ea.



Participant Certificate

Provides spaces for participant's name and class of competition. 25 per packet. 7 1/2 x 5 1/2"

06RA5112 \$5.50



Graphite Lube

Micro-fine graphite keeps wheels running smoothly race after race. 21 oz.

18RA7542 \$1.75



Lead Weight

3.5 oz.

18RA7543 \$1.95



Strip Weight

2 oz.

17RA5958 \$3.29



Pinewood Car Kit

Contains the parts for a basic car: Pine body, black plastic wheels, axles, and screws.

18RA7540 \$2.50



Stars & Stripes Stick-On Decal

14RA6858 \$3.49



Hot Wings Stick-On Decal

Full body decal includes template.

17RA0141 \$3.98

call | 1.800.641.4310



fax | 1.800.328.0294

intl. fax | 1.417.862.5881

www.GospelPublishing.com

All orders subject to credit approval. Prices subject to change without notice. • Where applicable, state and local sales tax will be added to your order.

High Adventure

ISSUE 04 WINTER 2003

*Guide me in your truth
and teach me, for you
are God my Savior,
and my hope is in you
all day long.*

PSALM 25:5



inside

HIGH ADVENTURE — Volume 33, Number 4
ISSN (0190-3802) published quarterly by
Royal Rangers; 1445 North Boonville Avenue;
Springfield, MO 65802-1894. Subscription rates:
(*High Adventure Leader* only) single subscription
\$9.95 a year; bundle (minimum of five subscrip-
tions, all mailed to one address) \$9.00 a year,
\$13.95 (foreign mailing address).

©2003 General Council of the Assemblies of God, Inc.,
Gospel Publishing House. Printed in USA.
Periodicals postage paid at Springfield, Missouri.

POSTMASTER:

Send address changes to
HIGH ADVENTURE
1445 North Boonville
Springfield, MO 65802-1894

Richard Mariott, *Publications Manager*
Jerry Parks, *Editor-in-chief*
Don Jones, *Design*
Ginger Casebeer, *Technical Editor*
April Hissink, *Special Assistant*

High Adventure Needs Your Help!

We would like to give you
the best *High Adventure*
publication possible and
we are asking for your
assistance. Send your name,
address, what Royal Rangers
group you are in (Ranger Kids,
Discovery Rangers, etc.)
along with your comments to:
High Adventure Readers' Panel
Royal Rangers Ministries
1445 N. Boonville Avenue
Springfield, MO 65802-1894
rangers@ag.org

Hope to hear from you soon!

PLEASE NOTE: The author of "Fall
Fun with a Purpose" was incorrectly
identified in the Fall 2003 issue. The
correct author is Gay Lynne Trumm,
Ranger Kids Leader, Concord, CA.

4
**The Value of
Royal Rangers**

6
**Nat'l Royal Rangers
of the Year**

8
**Feature Creature:
Black Bear**

10
**Royal Rangers
Championships**

12
THIN ICE: Risky Business

14
Comedy Corner



COVER IMAGE: ©2003 Dynamic Graphics, Inc.



GOLD MEDAL of Achievement

The Value of Royal Rangers

by Bobby **PERRON III**

OUTPOST 162—

Trinity Christian Center, Zion, Illinois

It seems like I have been in Royal Rangers for as long as I can remember. I started in Rainbows and moved up into Straight Arrows when I turned 5. The reason I had become a Royal Ranger was mainly because of my parents. They had gotten involved in the Royal Rangers and Missionettes ministries shortly after they were saved. The person I am today is the fruit of my parents', Royal Rangers', and my church's influence. They have taught me to be a righteous man and to make God the Rock upon whom my whole life stands.

The Royal Rangers ministry has taught and trained me in my spiritual walk as a Christian. As a Ranger I have been taught the importance of hiding God's Word in my heart and the need for prayer in my life. Since early on in Rangers, I have read the Bible with my commanders during our devotions or just on my own. Many of the advancements and merits I've earned have required me to read the Bible and have expanded my knowledge of God's Word. In my personal walk with God, I have grown closer to Him through Rangers and through the mentorship of my dad as a commander and a father.

I have also been challenged both mentally and physically by Rangers. Mentally I have been stretched with everything I have learned and had to comprehend. In Pioneers, I spent time as a patrol guide, and in Trailblazers, I became the senior guide. During this time I came to understand how much influence I had in other boys' lives and that a good leader always leads by example. When I went to JLTC I learned many things about leadership as well. I have also been placed in leadership positions in my church by playing the keyboard on our worship team and assisting the commander of Ranger Kids in our outpost. I strongly believe this is due to the things I have been taught throughout the time that I have spent in Rangers.

Physically, I have come a very long way in Rangers. I was never the most physically fit boy in my outpost. I can remember when some of my friends, my dad, and I were earning the Physical Fitness Merit. I was the oldest boy in the group, but I was also the boy who could do the least amount of chin-ups. To earn that merit, I had to work very hard, and I was extremely challenged while earning it. Some of the

trips I have gone on with my outpost have been physically tough as well. The long hikes, sleeping in the snow when it was sub-zero, and mountain climbing have all pushed my body to the limits and beyond.

Socially, I have been impacted through Royal Rangers too. Some of the greatest experiences I have had in Rangers have been in this area. Through Rangers functions, I have met many people and created friendships that will last forever. I made some of my best Ranger friends when I went to JLTC my freshman year. At one of the winter camps last year I was able to be on the worship team with a couple of my buddies from JLTC. That was really awesome.

Some of the fellowship, worship, and prayer time I've had with my commanders and the men in our church at powwows and round-ups have been great too. I can remember one time at a powwow, some men and I were singing around the fire with my guitar. God's Spirit had really been moving, but we had come to a quiet moment in our worship when we noticed the FCF camp across the road from our fire had been worshipping God with us. That type of companionship between men and unity with God is what Royal Rangers is all about.

I won't say that my whole time in Rangers has been a cakewalk though, because it hasn't. There was a point when I didn't want the GMA and had no desire to even be in Rangers. The reason I have stayed involved in Rangers is because of the motivation of my dad and from the encouragement of the other leaders. This May I will be going to NTC to become a commander in our outpost so I can help other boys have what I have had growing up in the Royal Rangers ministry.

Royal Rangers is an awesome ministry designed to reach, teach, and keep boys for Christ. Through Rangers and the mentorship of my commanders, I have learned many things and been taught many qualities that as a man I use every day. I believe that any boy growing up should get involved in the Royal Rangers ministry.

by Gabriel **AKINS**

OUTPOST 35 —

Cathedral of the Cross, Birmingham, Alabama

First off I would like to thank Jesus for all of His love, for all of His unconditional love.

I grew up in Royal Rangers. The first church I remember attending that had Royal Rangers was Van Valley. There I was under my first commander, Charlie Head. As far as Rainbows went, I don't believe I was one, but Straight Arrows is a different story. While my brothers were Buckaroos, I was a Straight Arrow. At that time, we went to a church named More Than Conquerors. I still had Commander Head as my commander. That all happened around 1990. Around 1993, we moved to Irondale and started going to a church named Word of Life. It was OK, but they didn't have Royal Rangers.

A couple more years passed, and then we went to Cathedral of the Cross. I found out from my parents that we not only would be going to church on Sundays, but now on Wednesdays, too, and I hated it. Only for a while, though, because I found out that they had Royal Rangers. Man, I was pumped.

My first night in Pioneers was awesome. It was just past Valentine's Day, and the commander there was giving out candy to first-time visitors. I liked him a lot, despite his curly hair and funny sense of humor. He was Commander John Gilmer, soon to be Senior Commander Gilmer.

I got started with my advancements as soon as I could. Then I went to my first powwow. At that point I thought that this was a whole new world. There I attended my first kangaroo court and learned what it was to have a powwow. I saw a mountain man come running out of the woods and he shot his black powder rifle and lit the council fire. And man, was I hooked.

Soon it was time for JLTC, Junior Leadership Training Camp. My parents and Commander John worked it out so that if I worked at the church for two weeks, I could go to JLTC. So I did it. I went. What an adventure! What a week...full of tears. I cried like a baby that whole week. I wanted to go home, and you know what? I wanted my mom. I was pushed hard that week, harder than I had ever been pushed. But I made it! They knew I would make it. I went back to church and Royal Rangers with a pride for Royal Rangers. I guarantee that I was the only fifth grader in Jefferson County at that time who was certified in Standard First Aid and CPR by the American Red Cross.

Next summer I went back for AJTC. It was awesome, and I cried some more. They were making a Royal Ranger out of me. Little did I know that they were making a leader out of me. Right when I hit 12, I went into Trailblazers. I started fired up about that, too, but Trailblazers was kind of hard. I had the hardest time staying focused on my advancements.

I had an awesome commander, though. Joe Tortoricci was awesome. He let me go on a hike with him when I was a Pioneer. I could barely keep up.

Soon Commander (Brad) Lackey came in to help with the Trailblazers. When I first saw him, my friend Clint and I thought he was the biggest nerd we had ever met. We were soon proven wrong. Man, was he ever cool. He took me on my first Smoky Mountain backpacking trip. It was hard, and I cried and whined like a baby, but Brad never quit pushing me on. I was not allowed to give up, no matter how badly I wanted to. The commanders were teaching me how to be a leader.

My good friend Clint and I were both pretty big boys in Trailblazers, but we weren't living for Jesus. Through Royal Rangers all of that changed. Clint and I were both touched by Jesus. Somehow I think our commanders appreciated this, because our behavior changed dramatically. All of these things they had harped on for years finally started making sense. Both mine and Clint's lives took an about-face toward Jesus.

I soon took my second, third, fourth, and fifth Smokies trips. I also completed JTT. I had been doing well. My advancements were so slow though. They had their on and off seasons.

Up to date, Royal Rangers has given me a standard by which to live my life—Jesus! They have been successful in their mission statement: to reach, teach, and keep boys for Jesus Christ. I now live a different life because of Royal Rangers—a life of discipline and encouragement to live for Jesus. Royal Rangers has developed a young man who is bent on living for Jesus and on following His standards and not my own. I know Jesus on a personal level, thanks to Royal Rangers.

Thank You, Jesus. I have met the love of my life through Royal Rangers—You!

by Nicholas CINCOTTA

OUTPOST 50 —

Fountain of Life Center, Burlington, New Jersey

I started Royal Rangers as a Rainbow at the age of 3. I have been active ever since. It was very important to me because I was living in a single-parent home. The men of Outpost 50 were my male role models. They always took time, even extra time, for me. This is a tremendous group for boys who do not have godly male role models. It is also good for boys that do, because we all learn to work together and help each other. We become like brothers. Royal Rangers has given value to my life most in the areas of mental growth, social growth, and spiritual growth.

Royal Rangers has taught me to think before I speak. Instead of speaking when I get angry and hurting someone, I stop and think first. When my friends are trashing someone, Royal Rangers has helped me to make a stand for what is right. Other boys can also learn to think before they speak. Royal Rangers has also encouraged me to do my best in school. The commanders push the Scripture that says we are to study to show ourselves approved unto God, a workman worthy of God's hire. If an "A" is my best, then reach for it. If a "C" is my best, then reach for it. I believe that every boy should have the privilege to belong to Royal Rangers.

Royal Rangers has added value to my life socially. I used to be shy. My commanders have taught me to communicate with people. They talk about how to respect elderly people. This area could be valuable to other boys because a lot of boys don't know what to do. Royal Rangers has taught me to assist my church in service whenever necessary. It is also important to be helpful in the community and not to expect anything in return. Royal Rangers has taught me to respect any government and to be a good citizen. I think other boys could learn to be a good citizen.

Royal Rangers has taught me several valuable things spiritually. They have devotions. During devotions, the Spirit of God touches us. They encourage us to have personal devotions, to study God's Word, and to share God's Word. During council fires at powwows, we have great praise and worship where the Spirit of God falls. Boys pray for boys. Commanders pray for boys. Boys pray for commanders. This has given me confidence to pray for other people even in my own church.

Royal Rangers has taught me the value of a soul. They teach us the importance of sharing Christ with other people. I believe that Royal Rangers is important to other boys. It can change their lives. At our outpost, there is a boy from the inner city who gave his heart to Jesus and became active in Rangers and in anything that goes on at the church. Not only did it change his life, but the life of his stepfather, who now helps in our outpost.

One of the most valuable things that happened to me I owe to Pastor Brent Buck's willingness to be used by God. I was going through a lot of personal issues that had hurt me and my family really badly. It was really hard. I began to get angry with God and Christians because I felt that they were at fault for my pain and confusion. I went to my first year of Advancement Academy confused and hurt.

God used Pastor Buck to talk to me and to pray for me. He never asked me what the problem was. God gave him the exact words to say for me to realize that God truly loves me and would never hurt me. All the ugly and confusing feelings left. He was encouraging.

Not too long after Advancement Academy, Pastor Buck died. God had him there for me. I miss Pastor Buck, but am grateful and excited for what God did through him for me. My life will never be the same.

Through Royal Rangers, I have received the wisdom and confidence to share Jesus with everyone. I believe that Royal Rangers will help all boys. It has given me the confidence to be a bus pastor at my church and to share Christ. My commanders have taught me survival skills, not only in the physical world, but also in the spiritual world. Every boy, everywhere, should be a Royal Ranger.



2003 National Royal Rangers of the Year

How do you spell fun and accomplishment? You spell it—National Royal Ranger of the Year! As soon as the 2003 National ROTY boys arrived in Springfield, Mo., the garnish of patches, badges, awards, and medals decorating their uniforms gave testimony to their many accomplishments.

They have passed through countless competitions and fulfilled every requirement to reach this pinnacle of achievement. The 2003 National Royal Rangers of the Year are:

| | |
|-----------------------------|---|
| SOUTHWEST REGION | Josh Clymer — age 17 Arena Christian Center, Sacramento, California |
| SOUTHEAST REGION | Paul Corrigan — age 17 First Assembly of God, Raleigh, North Carolina |
| NORTH CENTRAL REGION | Paul Jacobs — age 16 First Assembly of God, Jefferson, Iowa |
| GREAT LAKES REGION | Tyler LeMarinel — age 18 Glasgow First Assembly of God, Glasgow, Kentucky |
| GULF REGION | Aaron Ogle — age 17 Knoxville Christian Center, Knoxville, Tennessee |
| SOUTH CENTRAL REGION | Joshua Silva — age 17 Dallas Christian Center Assembly, Dallas, Texas |
| NORTHEAST REGION | Brian Thompson — age 17 Cornerston Fellowship, Cobbs Creek, Virginia |
| NORTHWEST REGION | Brian West — age 18 Westgate Chapel, Edmonds, Washington |

Royal Rangers has played a dramatic role in the lives of the 2003 National ROTY.

Josh Clymer Started at age 5, involved for 12 years

Clymer earned every rank in each age group as well as com-

pleting the district's sabre program and seven camps, and nears completion of his Gold Medal of Achievement.

Rangers dramatically influenced his life and relationship with the Lord. "The camps I attended made it very easy to worship and commune with the Creator. Socially, Royal Rangers has brought out my leadership skills." Clymer experienced the presence of God in a special way at the camps, and they also enhanced his leadership and teamwork skills.

Paul Corrigan In Rangers since 1995

Paul recounts, "My mother came out of church with a brochure about Royal Rangers that showed pictures of people rappelling, merits, and a RR buck knife. I went into Buckaroos and instantly was befriended. I was hooked on Royal Rangers." Corrigan has earned close to 40 merits, advancement ratings, and awards, and presently teaches the Adventure Rangers age group.

"Spiritually speaking, Rangers has given me a strong foundation. I learned how to deal with anger and how to forgive. RR has also taught me how to behave in a social setting, given me a social outlet, and introduced me to friends and mentors."

Paul Jacobs RR since age 5, involved for 11 years

"RR has influenced my life spiritually by presenting the gospel message to me at a young age, by motivating me to read the Bible and memorize Scripture, and by encouraging church attendance. It taught me how to be an effective witness to my friends, and, most importantly, it has provided me with the times and places to seek after a personal and a closer relationship with God.

Tyler LeMarinel RR since age 8

A friend he knew as "Ham" introduced LeMarinel to RR. "The outdoors program really got me interested, but little did I know that it would be the beginning of an entirely new life."

He recalls, "I believe that without the RR program I would have no spiritual life of any kind...I would be dead. I come from a family that doesn't attend church and believes that being moral will get you into heaven without a personal relationship with Jesus Christ. Recently my father and little brother (whom I don't live with) were born again. I believe that this is a direct reflection on the RR program and how it introduced me to Jesus Christ."

Aaron Ogle RR since age 3 or 4, involved for 10 years

"Commander Chris Dix introduced me to RR. Rangers has influenced my life by keeping me spiritually awake. It gave me help when I was in trouble, and it helped me develop a private time to spend with God. Rangers also provided me with a new group of friends to help me stay strong in Christ."

Joshua Silva RR since age 9, involved for 8 years

"Commander Tommy Acosta introduced me to the RR ministry," says Silva. "I have become more disciplined and am able to find time to pray and spend time with God. Spiritual warfare is daily, and my victories are numerous. Speaking to large crowds is not a problem anymore because of my part in roll calls, teaching classes in District Academy, and giving devotions."

Brian Thompson RR since 7, active since 1993

Brian Thompson recounts how Steve Skinner, a Buckaroos commander, introduced him to the RR program. He had considered joining Boy Scouts at the time, but liked the idea of a Christian scouting program and began attending RR.

Rangers has made an impact on his life spiritually, especially in the area of missions. He says, "These (missions) trips helped me to realize the desperate need for these people and others around the globe to know Jesus Christ as their personal Savior." Leadership skills that were learned in Rangers helped him to initiate the first Challengers program at his church.

Brian West RR since kindergarten, involved for 13 years

Brian West's mom was the one who introduced him to RR. She took him to his first Straight Arrows meeting. (Thank the Lord for godly moms.)

West tells us, "RR has encouraged me to seek God with my whole heart, and I have grown spiritually through the work of many commanders. In fact, I met most of my friends through RR."

The National ROTY receive honorary membership in the National Royal Rangers Council and serve as volunteer members of the national staff for one year. They are all available to be special speakers at RR functions within their regions. Commanders, contact these boys and let them be a blessing to your regional or district event.

MOST INFLUENTIAL EVENT OR CAMP

CLYMER: JLTC, "it made me take responsibility for things I could control and take advantage of teamwork"

CORRIGAN: a youth camp, "I heard God's call to become an evangelist"

JACOBS: JLTC, "In only a few days it taught me...the importance of teamwork in a patrol."

LeMARINEL: JTT, "I spent a week in the Louisiana wilderness learning about who I was and what a leader is, and I became closer to God than I had ever been."

OGLE: Ben Barnett's GMA ceremony, "When I saw him receiving his award, it made me want to get mine and to be the best."

SILVA: National Camporamas, "To see hundreds of boys saved in one week is incredible!"

THOMPSON: Ultimate Adventure Camp, "I will especially remember Commander Dan Cox—a great Christian man, committed leader, and role model."

WEST: 1996 Northwest District Powwow, "I was Baptized in the Holy Spirit, and God met me there."

WORDS FOR OTHER RANGERS

CLYMER: "I think the GMA is the greatest honor a young man can achieve. ROTY is an awesome accomplishment. I don't think it is for everyone. If a young man likes competition, then I encourage him to compete."

CORRIGAN: "By example, I hope to instill a passion for Jesus Christ in the lives of younger Rangers; to push them to strive for excellence; to give them a love of God's creation, and to provide them with the opportunity to spread their wings and soar."

JACOBS: "Go for your GMA and ROTY. The things you will learn and the challenges you will face will only better equip you to serve God, which will help you during all the trials and decisions in life."

LeMARINEL: "My slogan is 'Desire Determination.' Everyone knows that to earn your GMA, you have to want it; but, when you 'desire determination,' you yearn to have the persistence to never give up and keep working 100 percent until the job is done."

OGLE: "Never give up. Also, don't be afraid of failure. It comes to everyone, so just keep trying."

SILVA: "These awards show that the recipient is exemplary in his performance. It takes hard work and continual practice to integrate the knowledge into you mind and make it an almost instinctive habit."

THOMPSON: "If you are self-motivated and willing to work hard for the GMA and ROTY programs, go for it! They both require a great deal of commitment and hard work. However, both are very rewarding."

WEST: "Don't put off the little things necessary to earn the GMA. Also, never give up. It took me 8 years of competition to win both district and regional championships."

The ROTY WEEKEND

with Official Host Steve Schultz and Web and Publications Coordinator Jerry Parks

THURSDAY, July 24

- Awards banquet, with medal and award plaque presentations by National Commander Richard Mariott

FRIDAY, July 25

- Breakfast
- Traditional ROTY & National Staff Pictures

■ Q&A With the National Staff

■ Hotel Swim and Relaxation

■ National Staff Barbecue Picnic and Laser Tag

SATURDAY, July 26

■ Full day at Silver Dollar City theme park, Branson, Mo.

■ Evening meal and Kirby Van Birch illusion show, including personal testimony and salvation invitation

Feature Creature

by Ann M. BAUERS



Black Bear

GENUS: Ursus

SPECIES: americanus

SIZE: 4 to 7 feet from nose to tail

WEIGHT: Between 125 and 500 pounds, depending on age, season, and food; males are larger than females

When you go camping in the summertime, it is likely you will see a black bear. There are over 750,000 black bears in North America.

That is a lot of bears! The black bear, or any other of God's creatures, does not want to hurt you. There are a lot of black bears out there, as well as a lot of people. If you spend time in the woods you might see a black bear. Do not be afraid of it. Black bears are shy and afraid of humans. They would rather not get involved with humans—unless food is involved.

If you see a sign that says, "Do not feed the bears," don't. Black bears like to eat acorns, fruit, insects, and luscious greens. However, rumor has it that black bears find jelly donuts tasty and delicious! So if you leave human food and sweets around your campsite, odds are

Do you know Jesus as your personal Savior?

If you haven't asked Jesus into your heart as Savior and asked Him to forgive you of your sins, it is as simple as following these steps:

A. ADMIT YOU HAVE SINNED. *"For all have sinned and fall short of the glory of God" (Romans 3:23).*

B. BELIEVE IN JESUS. *"For God so loved the world that he gave his one and only Son, that whoever believes in him shall not perish but have eternal life" (John 3:16).*

C. CONFESS AND LEAVE YOUR SIN. *"If we confess our sins, he is faithful and just and will forgive us our sins and purify us from all unrighteousness" (1 John 1:9).*

If you would like someone to pray with you about your decision to know Jesus as your personal Savior, talk with your Royal Ranger commander, your pastor, or call: 1-800-4PRAYER, the National Prayer Center.

ROYAL RANGERS HIGH ADVENTURE

Leader

VOLUME 33

WINTER 2003

NUMBER 4



What's New at Eagle Rock

by Richard MARIOTT

Exciting times for Eagle Rock Campground! From time to time I want to keep you updated about the new and exciting things happening at the campground.


We have a very experienced and committed staff with Roger and Barbara Hepner as maintenance and group manager, respectively; Ken Mariott as roads, mowing and new road/parking development; and Rick Dostal organizing new construction projects and campground preparation for events such as National Rendezvous and National Camporama.

Roger and Barbara Hepner worked with Rick Dostal and Steve Schultz to complete the remodel of the camp manager's residence. The work included restructuring the floor system to bring it up to code, remodeling the entire



inside and downstairs bathroom, and new paint and carpeting for the interior. Rick and a crew completed the new roof, dormers, and a new septic system. It was completed just in time for Roger and Barbara as their home in Joplin, Mo., was sold, and they moved in.

Ken has been busy keeping the meadows mowed, clearing new areas for camping and parking, and maintaining the roads. Ken's background as a heavy equipment operator and certified welder in all fields of welding has been a great asset to the camp. Ken also lives full-time at the camp and also provides the security along with Roger at the camp.

WHAT'S NEW! The newest project is called Deaverton Old West Town. Phase 1 is being done by Bethel Life Center Assembly of God in Wichita, KS.,



Deaverton Old West Town takes shape.



The finished building stand 12 feet by 12 feet and sleeps 4 comfortably.

Pastor Kenneth R. Woods, senior pastor. Using Royal Rangers, men, and families from the church, they will be finishing the first phase of eight Old West buildings—sleeping cabins for outposts to come and use at a very reasonable rate of \$3.00 per night for Royal Rangers.


Deaverton Old West Town is being built next to Fort Les Hughes and is dedicated to Fred and Joyce Deaver. Each building has a different Old West style front on the buildings with porch and wood decking to give it the Old West flavor. Fred will be working with a staff to design the exterior décor to help enhance the Old West theme. Fred is looking for old wagon wheels, lanterns, horse-shoes, hitching posts, and etc.

After winter we will remodel the fort, dedicated to Les Hughes, and the council fire area. This will be an excellent place for outposts to come and use throughout

the year, especially in the rainy and winter months. Boys will be able to sleep in primitive cabins that have two bunk beds for a total of four people per cabin, with restroom facilities being developed near the same location. Bring your sleeping bags and lanterns and be ready for a great time at Eagle Rock Campground.

Special thanks to Pastor Woods of Wichita, KS., and the Bethel Life Center for the tremendous gift of funding the construction costs of the first eight cabins and sending great teams twice to construct Deaverton Old West Town. You have invested into the future of boys!

Rick Dostal is interested in scheduling additional church teams or RR teams from outpost, section, district or region for work parties in 2004. These projects qualify for Bronze Pathfinders trips.



ROYAL RANGERS in Hawaii

by Richard MARIOTT

Aloha!

In early August Jim Rounsville and I had the opportunity to go to Hawaii and do the Ranger Basics seminar and Transition for the new materials. Sunday morning we were in City of Joy Church with Pastor Farley Bayuudan. The following Thursday and Friday we went to the state powwow before flying out on the red-eye flight Friday night to go to another powwow in northern California Saturday and Sunday.

We were greeted with warm reception from everyone and were impressed with their commitment to reaching boys in Hawaii.

What a great response we had—39 leaders and pastors attended the training course! Our friends in Hawaii are excited about the new materials and are eager to make the change to the new program.

Hawaii Royal Rangers are currently reorganizing the district leadership, planning to use Royal Rangers as an evangelism tool to reach their communities.

Royal Rangers has been in Hawaii almost from the beginning. Brother Gaison, who is now 79 years old, told me that he worked with Johnnie Barnes in 1963 to start Royal Rangers in their state and continued to work in different RR positions including district commander. He was excited about us coming and bringing the new

materials and updated training. Brother Gaison was a inspiration to Jim and I for his years of continued commitment to see Royal Rangers grow in their state.

The seminar was held on Thursday evening, Friday evening, and most of Saturday, concluding with a special service with both District Superintendent George K. Nagato and Assistant District Superintendent E. Jerald Ogg attending.

The powwow was held at a private beach park, owned by Dole Pineapple. Everyone was pleased with the attendance, which was more than 100. The boys were full of energy and excitement as they set up tents, played football, and prepared for the camp activities.

The first evening council fire service was very special as 11 boys came forward for salvation. The following morning I presented each of the boys who came forward for salvation with a special medallion as Jim Rounsville took a photo.

Yes, Jim and I took LeeAnne and Anne with us and had a couple of days for sightseeing and enjoying the beautiful state, but my real joy was being able to assist the wonderful pastors, leaders, and boys.

It was a privilege to be part of the new excitement for Royal Rangers in Hawaii. We are looking forward to continuing to help them as much as possible in the future. We encourage you to keep them in your prayer as they move towards "reaching, teaching, and keeping boys" in their communities.





CAMPS BY TYPE

FOR YEAR 2004



NTC

National Training Camp is designed to give leaders professional training in camping and leadership, plus the opportunity of outstanding fellowship and adventure in the outdoors.

JAN. 29 - FEB. 1

Camp Wilderness — Ft. Meade, FL

MAY 6 - 9

Lake Placid — Pillager, MN

MAY 13 - 16

Mt. Lassen Camp — Mineral, CA

MAY 20 - 23

Heartland Conference Retreat Center
Marengo, OH

AUGUST 5 - 8

Hawaii

SEPTEMBER 2 - 5

Camp Eagle Rock — Eagle Rock, MO

SEPTEMBER 9 - 12

Pine Crest Christian Conf. Center
Twin Peaks, CA

SEPTEMBER 9 - 12

Camp Roosevelt — Woodstown, NJ

SEPTEMBER 23 - 26

Silver Lake Camp
Medical Lake, WA

OCTOBER 7 - 10

Rangerland — Chandler, OK

OCTOBER 21 - 24

Latin American Bible Inst. — LABI
San Antonio, TX

NOVEMBER 11 - 14

Camp Asamblea de Dios
Arecibo, PR

JANUARY 27-30, 2005

Camp Wilderness
Fort Meade, FL

NCE

National Canoe Expedition is designed to give leaders specialized training on how to conduct canoe trips and to provide outstanding adventures in some of the most beautiful canoe country in America.

No request(s)

ANTC

Advanced National Training Camp is designed to provide Royal Rangers leaders with additional training beyond that offered at the National Training Camp and will help inspire leaders to greater involvement in the Royal Rangers ministry. A leader must have attended National Training Camp before enrolling.

APRIL 29 - MAY 2

Lakeview Camp — Maypearl, TX

SEPTEMBER 9 - 12

Broadcreek B.S.A. Camp
Whiteford, MD

OCTOBER 21 - 24

Greenhorn Mountain Park
Wofford Heights, CA

FEBRUARY 3 - 6, 2005

Camp Wilderness, Fort Meade, FL

WNTC

Winter National Training Camp follows the format of the Advanced National Training Camp with specialized training in snow camping and activities.

FEBRUARY 3 - 6, 2005

Mt. Lassen Camp — Mineral, CA

FEBRUARY 3 - 6, 2005

Morrow Bible Conf. Center
Wamic, OR

NTT

National Training Trails allows leaders to participate in outstanding, rugged outdoor activities surrounded by some of America's most beautiful scenery. Leaders will be on the trail 4 exciting days, carrying all their gear and food in backpacks.

SEPTEMBER 2 - 5

Camp Eagle Rock
Eagle Rock, MO

SEPTEMBER 16 - 19

NM Royal Rangers Camp
Monzano, NM

RKTC

Ranger Kids Training Conference is designed to give leaders training in various techniques and methods of leadership. Leaders will also receive training in various aspects of the Kids ministries.

FEBRUARY 6 - 8

Camp Wilderness — Fort Meade, FL

APRIL 23 - 25

Camp Oro Quay — Sadia Park, NM

MAY 21 - 23

Camp Ambassador
Goodlettsville, TN

JULY 23 - 25

Camp Eagle Rock — Eagle Rock, MO

AUGUST 6 - 8

Hawaii

SEPTEMBER 16 - 18

Lake Geneva Christian Center
Alexandria, MN

SEPTEMBER 24 - 26

Silver Lake Camp — Medical Lake, WA

NA

National Academy is a national training seminar designed to train recommended leaders to become staff members for national training camps.

MAY 27 - 30

Camp Eagle Rock — Eagle Rock, MO

AUGUST 12 - 15

Camp Wilderness — Fort Meade, FL

SEPTEMBER 9 - 12

Mt. Lassen Camp — Mineral, CA

NAA

National Advanced Academy is a national training seminar designed to train recommended leaders for the specialized leadership roles of the Camp Commander and Senior Guide for national training camps.

MAY 26 - 30

Camp Eagle Rock
Eagle Rock, MO



CAMPS BY REGION

FOR YEAR 2004



SOUTHWEST

NTC
MAY 13-16
Mt. Lassen Camp
Mineral, CA

NTC
AUGUST 5-8
Hawaii

RKTC
AUGUST 6-8
Hawaii

NTC
SEPTEMBER 9-12
Pine Crest Christian Conf. Center
Twin Peaks, CA

NRRA
SEPTEMBER 9-12
Mt. Lassen Camp, Mineral, CA

ANTC
OCTOBER 21-24
Greenhorn Mountain Park
Wofford Heights, CA

WNTC
FEBRUARY 3-6, 2005
Mt. Lassen Camp
Mineral, CA

NORTHWEST

NTC
SEPTEMBER 23-26
Silver Lake Camp, Medical Lake, WA

RKTC
SEPTEMBER 24-26
Silver Lake Camp, Medical Lake, WA

WNTC
FEBRUARY 3-6
Morrow Bible Conference Center
Wamic, OR

NORTHEAST

NTC
SEPTEMBER 9-12
Camp Roosevelt, Woodstown, NJ

ANTC
SEPTEMBER 9-12
Broadcreek B.S.A. Camp
Whiteford, MD

GREAT LAKES

NTC
MAY 20-23
Heartland Conf. Retreat Center
Marengo, OH

GULF

RKTC
MAY 21-23
Camp Ambassador
Goodlettsville, TN

NRRA
MAY 26-30
Camp Eagle Rock
Eagle Rock, MO

NRRA
MAY 27-30
Camp Eagle Rock
Eagle Rock, MO

RKTC
JULY 23-25
Camp Eagle Rock
Eagle Rock, MO

NTC
SEPTEMBER 2-5
Camp Eagle Rock
Eagle Rock, MO

NTT
SEPTEMBER 2-5
Camp Eagle Rock
Eagle Rock, MO

NORTH CENTRAL

NTC
MAY 6-9
Lake Placid, Pillager, MN

RKTC
SEPTEMBER 16-18
Lake Geneva Christian Center
Alexandria, MN

SOUTHEAST

NTC
JANUARY 29 - FEB. 1
Camp Wilderness
Fort Meade, FL

RKTC
FEBRUARY 6-8
Camp Wilderness
Fort Meade, FL

NRRA
AUGUST 12-15
Camp Wilderness
Fort Meade, FL

NTC
NOVEMBER 11-14
Camp Asamblea de Dios
Arecibo, PR

NTC
JANUARY 27-30, 2005
Camp Wilderness
Fort Meade, FL

ANTC
FEBRUARY 3-6, 2005
Camp Wilderness
Fort Meade, FL

SOUTH CENTRAL

RKTC
APRIL 23 - 25
Camp Oro Quay
Sadia Park, NM

ANTC
APRIL 29 - MAY 2
Lakeview Camp
Maypearl, TX

NTT
SEPTEMBER 16-19
NM Royal Rangers Camp
Monzano, NM

NTC
OCTOBER 7-10
Rangerland
Chandler, OK

NTC
OCTOBER 21-24
Latin American Bible Inst. - LABI
San Antonio, TX



National Championships: JBQ Champs and Archery Spotlight



by Steve Schultz



The opportunity to compete in the 2003 National Championships has ended. The results will continue to come in and will be posted on the national Royal Rangers website.


We are pleased to announce the names of the top Royal Rangers and their placement at the national JBQ competition. These Royal Rangers did an excellent job and represented 20 percent of the top 50 places: Ethan Jernigan (10), Santiago Continenza (13), Billy Evans (16), Keenan Hauf (18), Scott Hengemuhle (20), Blake Porter (25), Stephen Hutson (26), Matthew Sinex (37), Paul Williams (44), and James Franks (48). These outstanding young men will also receive a certificate and drape medal from the national Royal Rangers ministries.

Are you planning to participate in the 2004 National Championships? Talk to your commander now, and see how you can compete in the following events in 2004: Junior Bible Quiz, Bible Quiz, Fine Arts, Archery, BB-Gun, Air Rifle, Small Bore Rifle, Shotgun/Trap, and Black Powder. Start practicing, and see how many events you can compete in.

Did you know that archery is an Olympic event?

In 1900, archery first became an official Olympic event. Archery is one of the oldest arts of ancient times that are still practiced today. According to the Sporting Goods Manufacturing Association, there are at least 9 million people in the United States who claim to shoot archery at least once during the year. Archery is also rated one of the most popular events at summer camps. Let us take a moment to spotlight the archery postal event.

The archery event is sponsored by the National Alliance for the Development of Archery (NADA). They offer rental or sales of equipment for those outposts who do not have their own and training for level 1 instructors.



The archery postal event has a longbow and compound division. Each division is separated into the following categories: 8 and under, 9, 10, 11, 12, 13, 14-15, 16-18*, and adult.

*To compete as an 18-year-old, the competitor must be an Expedition Ranger and may not be serving as a lieutenant commander in the outpost.

If you are interested in participating in the archery postal competition, then contact the NADA at nadaemail@aol.com or (352) 332-9984 and request the archery brochure for a complete list of guidelines. Perhaps your district, section, or outpost can plan to hold an archery postal event this next year, and you can see if you are one of the top archers in Royal Rangers in your division.

In order to help promote the national championship postal events, a brochure for each event is being sent out to each outpost as they charter for the coming year. What a great opportunity for every outpost and boy to participate in a national championship!



EAGLE ROCK, MISSOURI

SITE OF THE

National Rendezvous 2004

CAMP EAGLE ROCK

July 12-16, 2004

FOR APPLICATION

Check our website www.royalrangers.ag.org
or call the Rangers National Office

417.862.1447 Ext. 4181

NATIONAL REGISTRATION FEE:

Early registration postmarked on or before

— JUNE 19, 2004 —

\$60 — Old-Timers \$50 — Young Buck

Postmarked after

— JUNE 20, 2004 —

or Walk-in registration

\$75 — Old-Timers \$60 — Young Buck

Registration Includes:

(To receive at registration)

2 — 2004 National Rendezvous Patches

1 — 2004 National Rendezvous T-shirt

1 — 2004 National Rendezvous Hat

1 — 2004 National Rendezvous Registration Medallion



Patch



Return to:



Medallion

ROYAL RANGERS

1445 North Boonville Avenue
Springfield, MO 65802-1894

Attn: FCF Rendezvous

Make checks payable to:

Royal Rangers Account #0000256



The 2004 National Royal Rangers Council


by Jerry Parks

It's hard to believe but it's that time of the year again where we are planning for the next National Royal Rangers Council. This Council will take place on March 22-27, 2004 at the University Plaza Holiday Inn, Springfield, MO. This year's Council theme is: **TEACH: Biblical and Moral Principles from Psalm 119:9.** "How can a young man keep his way pure? By living according to your word."

Council members, made up of district, regional, and national leaders, will come to Springfield and discuss pertinent Council policies and procedures as well as participate in relevant training at the National District Leadership Seminar. Beginning on Wednesday, March 24 the Regional representatives will meet in committee to discuss their vision and goals for various areas of ministry such as: Frontiersmen Camping Fellowship, Junior Camps, Missions, Programs and Pageantry, Public Relations, Resolutions, and Training.

Thursday, March 25, begins the general business session of Council. It is during these important sessions that policies and procedures are discussed for the future of the Royal Rangers ministry. The day culminates with the inspirational Silver Eagle and Awards Banquet. "Give honor to whom honor is due," resounds throughout the evening as the national ministries staff honors leaders from around the country who have dedicated their lives by serving the Lord in the Royal Rangers ministry. The special guest speaker for the banquet is Rev. Robert D. Crabtree, District Superintendent of the Ohio District of the Assemblies of God. Rev. Crabtree is a passionate and dedicated Royal Rangers commander and strong advocate of this vital ministry.

There's more! On Friday, March 26, district representatives will meet in committee and tool out important details of how the Royal Rangers ministry can be the most effective evangelism tool in each district. In the afternoon, the National District Leaders



Seminars will begin. These workshops will train leaders and enable them to return to their post of ministry and share these experiences and training with others. Included in the NDLS on Friday are such modules as the District Leaders Training Conference; the new Tracking CD; Presentation Skills; Teaching Techniques; Activity sessions for Ranger Kids, Discovery Rangers, Adventure Rangers and Expedition Rangers; Classroom Management; Discipleship; Child and Substance Abuse Prevention; Working with Boys with Disabilities; Safety and the Church, Web/Email, FCF Wilderness

Certification. Later that evening, the Regional Staff will hold informal meetings for leaders in that particular region of the country to come and provide their personal input on the future of Rangers.

Also, for ladies interested in fellowship, relaxation, and sharing some fun together, special events will be held on Friday and Saturday. Watch for your registration packets for additional information. LeeAnne Mariott will be the host for these special times.

Saturday morning will bring about the final NDLS

workshops. Council will then conclude with the afternoon closing session featuring Richard Hammar, Legal Counsel for the General Council of the Assemblies of God, addressing Legal and Safety Issues in the local church, and National Commander Richard Mariott will be giving a training overview as it relates to the National Training Camps and discussing future developments in Royal Rangers.

Make plans now to attend the 2004 National Royal Rangers Council! See you there.

National District Leaders Seminar

FRIDAY — March 26, 2004

SATURDAY — March 27, 2004

| ROOM | 1:00-2:00 | 2:00-3:00 | 3:00-4:00 | 4:00-5:00 | 8:00-9:00 | 9:00-10:00 | 10:00-11:00 | 11:00-12:00 |
|---------------------------------|--|-----------|--|-------------------------|---|--|-------------|-------------|
| Illinois 210 CAPACITY | DLTC | | | | DR/AR Activities | | | |
| Colorado 140 CAPACITY | Tracking CD LAPTOP COMPUTER REQUIRED | | Tracking CD LAPTOP COMPUTER REQUIRED | | Classroom Management | | | |
| Kansas 210 CAPACITY | Presentation Skills | | | Web & E-mail | Child & Substance Abuse Prevention | | | |
| Oklahoma 210 CAPACITY | Teaching Techniques | | | | Working with Boys with Disabilities | Working with Boys with Disabilities | | |
| Missouri 90 CAPACITY | ER Activities | | | | FCF Wilderness Certification | FCF Wilderness Certification | | |
| Arizona* 270 CAPACITY | RK Activities | | | | RK Day Camps | RK Day Camps | | |
| Iowa* 270 CAPACITY | Discipleship I | | | | Discipleship II | | | |
| Georgia* 270 CAPACITY | Classroom Management | | Safety & the Church | | Presentation Skills | | | |

CLOSING SESSION:

Richard Hammar

Legal and safety issues in the local church.

Richard Mariott

- New NTC Training overview
- Plan on 2005 Council to get certified for new NTC.
- Update the National Training database.

- Future of Royal Rangers.
- Reach 2.5 million boys one at a time.

*Rooms located in Convention Center



Discovery Training Camp (DTC)


by Brian HENDRICKSON

Tucked away in the Ozark Mountains of Arkansas lies a church that has chosen to reach the next generation of boys through a ministry called Royal Rangers. The leaders (commanders) of this ministry have one common belief: boys must be involved in ministry. "If we want to develop the leadership necessary for their personal success and the success of the gospel of Christ in the years to come, then boys need to experience leadership in a godly environment."

The most effective method the commanders have chosen is the patrol system—yes, the same patrol system we teach about in Ranger Basics. You probably have said to yourself, "Yeah, that works for some guys, but we can barely keep a grip on these boys now. Can you imagine if we gave them some responsibility? It would be a zoo." Senior Commander Andy Treat from Berryville Assembly of God, Berryville, Arkansas, had to overcome some of these concerns at Outpost 259. Ask those men and boys today, and they would wonder how you could run an outpost without the patrol system.

The question is, how do we train our boys? Information concerning the patrol system can be found in the Leaders Manual, is peppered throughout the leaders guides, and is thoroughly explained in Ranger Basics. But is there more? The answer is yes: Junior Leadership Training Academy.

The first camp any of the boys should attend is the Discovery Training Camp. The DTC was designed with three goals in mind. First, boys need to be taught, then placed in a position to teach others and grow. During the DTC, boys are taught how to develop patrol spirit. This is done through patrol songs, yells, and flags. They learn how to develop a team, a group of boys with a common purpose and plan. When given the right tools boys can accomplish a lot more than we give them credit for.



Second, boys are taught to be leaders by demonstrating skills as they serve as senior patrol guides, patrol guides, assistant guides, quartermasters, and scribes. As they experience the DTC, they are taught how to help in the local outpost meeting and how they can assist the commander. Sure these boys are young, Discovery and Adventure Rangers, but they can and will become great leaders.

Lastly, these boys are taught specific leadership skills. The chart details the classes boys will be taking during the DTC. In all the classes the boys are taught, using the Ranger way of teaching, they are given an opportunity to demonstrate those new skills immediately.

In the summer of 2003 the national office sponsored four training camps for Royal Rangers. The DTC

had 24 boys in attendance, and as commanders they performed above all our expectations. Probably because we didn't give them enough credit!

They learned how to make friends, pray with each other, and become leaders with high expectations. A number of boys had to overcome the initial pangs of homesickness, but they quickly became a part of the group and performed their duties admirably. Many stated they wished the camp had lasted a few more days.

Is this camp open only to Discovery Rangers? No. However, most of the boys attending will be Discovery Rangers. Adventure Rangers and commanders are also encouraged to attend. However, the commanders will not become involved in the patrol spirit aspects of the camp.

It would also be beneficial to have the boys take Basic DTC. This is actually a course the boys can complete at the local outpost. The Basic DTC, as well as at least three other junior camps, will be ready for use in March 2004. Each year the national office will release more junior camps.

The great thing about the DTC is that it can be



held at the section through district levels. When this camp was pilot tested a few years ago, it was very successful even in a very small section. Each year 20 to 24 boys attended in a section that typically did not run more than four active Royal Ranger outposts. The reason for this success is the length and low cost for the camp. (Your district will have the information about the cost.)

The camp usually starts Friday afternoon and finishes by Saturday afternoon. It can be held at a campground, church, or during the District Junior Camps Academy. The national office added two more days when holding the camp so the length would coincide with the other junior camps. The boys were taught a number of merits during those two very packed days.

In conclusion, it would be best to describe the role of the camp commander for the DTC. He will direct this

camp as if he were directing the outpost at his local church. Yes, he will be firm and establish very clear and precise rules. He will not be a "heavy," such as the stereotypical drill instructor. He will place high expectations upon the boys and truly believe they can accomplish the assigned task. His example will not only show boys how to be a strong, confident, and spiritual leader, but it will also teach him how to live a godly life.

What are you waiting for? Start planning now. Contact your district commander or district junior camps coordinator and set a day for the DTC for your section or district. Oh, and the outpost mentioned earlier: it is not in the largest church or even the largest city in Arkansas, but it is the largest outpost.

FRIDAY CLASSES

- Patrol Positions
- Flag Making
- Yells and Songs
- Uniforms
- Patrol Formations
- Patrol Meetings
- Model Outpost Meeting
- Advancement Trail
- Olympic Games—Fun Time

SATURDAY CLASSES

- Bible Reading and Scripture Memorization
- Marching
- Punctuality
- Friendships
- Decisions and Consequences
- God Has a Plan for You
- Councils of Achievement (part of this time should be used to set up the closing Council of Achievement)



Now Available!



NEW FRONTIERSMEN CAMPING FELLOWSHIP BOLOS

Here's your chance to purchase these brand new
FCF Bolo ties at a great price of \$6.00 apiece.
For further information contact the national office at

417-862-2781, ext. 4190.



Royal Rangers European Style: EUROCAMP 2003

by Roland Zeller, Southern New England Region Public Relations Coordinator

In July, 11 boys and leaders from the United States made their way to Eurocamp '03 in Finland. Eurocamp is the European version of the U.S. Camporama. Most team members arrived in Helsinki two days before going on to the camp in the interior of Finland. The time was spent sightseeing throughout the historic city of Helsinki.

On Monday afternoon we arrived at the camp in Keuruu where 4,000 Royal Ranger leaders, boys, and girls had gathered from 21 different European nations. They came from as far away as Chechnya, Moscow, Macedonia, and Iceland. All from the continent spend 24 hours on oceangoing ferries

with their buses and equipment after rides from Italy, Spain, etc.

Each the day the camp was alive with soccer, volleyball, and singing competitions. One hundred different workshops were offered to keep everybody busy. Since Finland had the hottest summer in 100 years, the swimming areas were the favorite attraction. There were five of them since the camp was surrounded by lakes.

Each morning from 10 to 11, time was spent in devotions, and the day concluded with the evening service every night. Each evening, a different nation was in charge of the evening service, which was conducted in German, then translated into English or vice versa, since the Germans



brought over 1,500 participants. Our team visited the different camps to get acquainted with the Europeans, most of whom spoke English! Since we had no camp per se (We were housed in cabins and even an unused kitchen.), we set up a table for some brisk trading and exchange of ideas and information.

New friends were made, e-mail addresses exchanged, and many were asking about our Camporama in 2006. Since the sun did not set until almost midnight, we went to the camps that were having "cafeterias." The Swiss were having fondue; the Germans, steak and pizza; the Norwegians had waffles; while the Russians and English served tea.

Our team enjoyed themselves even with cucumbers for breakfast, lunch, and dinner. Except for a few downpours, the weather was great, though a little on the hot and humid side. The tent where the services were held was very hot, and quite a few passed out but all of that could not curb the enthusiastic worship of 4,000 Royal Rangers. It was quite an experience for all of us, and some are looking forward to 2007 for the fifth Eurocamp, which most likely will be held in the south (possibly Italy, Spain, or Portugal).



EUROCAMP 2003

by Kenneth Fields

Lieutenant Commander, Outpost 3, S.C.

In 1999, South Carolina's Outpost 3 received a surprise visit from Bernd Jacob, a Royal Ranger from Germany. When he arrived there was no mistaking the khaki shirt with the Ranger emblem on the left sleeve. Bernie (He "Americanized" his name.) quickly became popular with the boys in my Pioneers group where I serve as a lieutenant commander.

We enjoyed having Bernie at our outpost meetings, and at a campout he taught us how to make pizza (calzones) over a campfire. It was a campout that our boys, and leaders, will never forget!

Bernie also attended district Royal Ranger events like the South Carolina District Powwow and the 1999 Riflemen Territorial Rendezvous. We keep in touch via e-mail. In January, Bernie invited my wife and I to attend the 2003 Eurocamp.

We accepted, and on July 28, 2003, Kelly and I arrived at the campground in Keuruu, Finland. I can't share everything, but here are some of the things we experienced during our trip.

- More than 4,000 people from 22 different countries attended.
- The official language of the camp was English, but the services were translated into 10 languages. Imagine singing "Shout to the Lord" with everyone singing in their native language!
- More than one family had Mom and Dad as Ranger leaders who brought their children with them.
- A South Carolina 2002 Powwow patch was more desirable than a patch from Sweden, Denmark, Finland, etc. (Life is good.)
- The weather was beautiful with minimal rain (They make the same jokes in Europe about RR events and rain that we do in the U.S.).
- The campsites were amazing. The camp was set on a lake with huge tents and three-storied lashed towers—that you could climb.
- Great food! (Swiss fondue, fresh Norwegian waffles, German pizza in a stone oven...)
- Everyone was interested in RR in the U.S. and made our stay super.

We had a great time visiting with our German friend, Bernd (Bernie) "Fast Flint" Jacob. Kelly and I want to go to the next Eurocamp in 2007!



Devotionals for Boys

by David BOYD

Craft/Game: Kites

One craft/game that is used around the world is kites. It is one adventure that boys and men alike enjoy. Let's take a look at the background of this "craft/game" and then explore how kites can be made.

No one knows for sure when the kite was first invented, but some feel it was first made by Archytas of the Greek city of Tarentum between 400 and 350 B.C. The Chinese dispute this by claiming that one of their generals, Han Sin, invented the kite in 206 B.C. There are recorded references of kite making and flying from countries all around the world. They were in all shapes and sizes and were made for many reasons.

The kite got its name from the kite bird, a bird of prey that belongs to the hawk family. They are found on all continents and on the large islands of the Southwest Pacific.

There are many kinds of kites, but most are made using lightweight wood frames with paper or cloth over the frames. They have a long cord attached so they can soar off into the air.

Each country has its own designs and customs in kite making and flying. Some are very ornate and colorful, while others are very large and take many people to get them up into the air. In making our craft project, we give instructions on how to make the most common and the easiest kite.

SUPPLIES NEEDED:

Bow stick and spine stick (pine), 1/4 inch by 3/8 inch by 42 inch each; light string to tie kite together; glue, tissue, crepe, or light wrapping paper, six-ply cotton string, or fishing line (spool).

INSTRUCTIONS:

(1) Begin by cutting a small notch at the ends of each stick. After they are notched, they should be tied to prevent splitting. The notch is for the string to go in to form the frame for the paper to be glued around. Once the ends are notched take the spine stick, notch it or lash the bow-stick to the spine stick. This should be done about 6 inches from the top of the spine stick.

(2) Next, you are ready to put the string around the frame. It should be stretched tight. The paper is now ready to be cut to fit the frame. Always leave about an inch wider than the frame. This is to flap over the strings on the frame. Now it should be glued.

(3) Next the string bridle should be fastened to the spine stick, both at the top and the bottom. A knot should be tied with a loop so the flying line can pass through it freely. Now the flying line can be attached to the bridle and the kite is ready to have the tail attached. This is done by tying small strips of cloth to the bottom of the kite.

THE TAIL

Tie the pieces of cloth on with a clove hitch. Make sure the tailpieces are evenly spaced.

(1) Let each boy who has made a kite select a design to put on his kite.

(2) Have a Kite Derby. Consider the following if you want to have a derby.

A. Entrance Requirements: All kites are hand-made — no store-bought kites.

B. A kite must fly at least 50 feet in order to be eligible.

C. Classes: Each class is determined by grade only. The classes are:

(1) "F"—Ranger Kids, K

(2) "E"—Ranger Kids, 1, 2

(3) "D"—Discovery Rangers

(4) "C"—Adventure Rangers

(5) "B"—Expedition Rangers

RANGERS

D. Ribbons will be awarded for 1st through 3rd places in each of the following categories:

(1) Workmanship

(2) Highest Flyer

(3) First Kite in the Air

(4) Smallest Kite that Flies

(5) Largest Kite that Flies

(6) Design

Judges can be picked from parents and/or the commanders that are there.

Be A Shining Light

ITEMS NEEDED:

A candle for everyone in class, a small piece of paper with a hole pierced into the middle, and some matches

Give each child a candle. Give them a small piece of paper with a hole pierced in the middle. Have them shove half of the candle through the hole so the candle sits in the paper and the paper protects their hands from the hot wax. Light your candle at the front of the classroom. Shut off all the lights. The darker you can make the room, the better this object lesson looks. (Note: Always use extra caution when using lit candles.)

Hold up the candle and talk about Matthew 5:14 where it says, "You are the light of the world." Talk about the people in the world who need to hear about Jesus. Talk about the ways Royal Rangers can let their lights shine. Ways they can let their lights shine might include: witnessing, helping the teacher at school, doing free chores for the elderly, giving to missions, praying for missionaries, helping their parents, etc.

As you talk you will note that the children will want you to light their candles. Talk about the people around the world who want to have someone share the light of Jesus with them.

Light someone's candle with yours. Talk about how easy it is to share Christ with people.

Begin to light more candles and in turn, have those individuals share their light with others. In no time at all, everyone's candle has been lit.

Jesus needs every Royal Ranger to care about people at home and around the world. He needs every Ranger doing his best to share Jesus with those around him.

Every Creature

ITEM NEEDED:

1 silly hillbilly type costume (or whatever you choose) for Gus.

The following skit along with the skit for week number four can be acted out by two boys chosen from your outpost group, or two commanders, or a commander and a boy. The skit can be done "ad lib" or they can read it. Allow them some time ahead of class to practice it.

(Gus enters as he is preaching.)

Gus: ...and you need to repent and have Jesus take your sins away. If you don't, you won't be able to go to heaven and you will...

Lou: *(Interrupting Gus)* Gus, who are you talking to? There's no one around here!

Gus: *(Pointing down)* A rabbit just ran down that hole. I was preaching to it.

Lou: You were preaching to a rabbit?

Gus: Ya, I was trying to get him saved.

Lou: Gus, you can't get a rabbit saved.

Gus: I know. He wouldn't even stick around to listen to me. Now the cow stood there and listened to me for about an hour before he finally left. I think he was really under conviction.

Lou: You preached to a cow too?

Gus: Uh-huh. A cow, a pig, three birds, a squirrel, a dog, and now a rabbit.

Lou: Wait a minute, Gus. You can't preach to animals. They can't get saved.

Gus: Oh yes! I just read it in the Bible, in Mark 16:15. It says, "Go ye into all the world and preach the gospel to every creature."

Lou: Gus, "every creature" does not mean you are to preach to animals! It means that we need to preach the gospel to people everywhere around the world!

Gus: You mean it doesn't include animals? It just means that we are to share Jesus with every "person" in the world?

Lou: That's right! That's why we have missionaries to share Jesus with people in areas of the world that we would never get to.

Gus: Oh, I see. "Preach the gospel to every creature." Boy, I really thought that dog could understand me.

Lou: Why? What made you think the dog was so smart?

Gus: Well, I pointed to the top of my house and asked, "What is that?" The dog said, Roof, roof."

Lou: Oh Gus. Come on. Let's go. *(They begin to exit.)*

Gus: Then I pointed to a tree trunk and do you know what he said?

Lou: What?

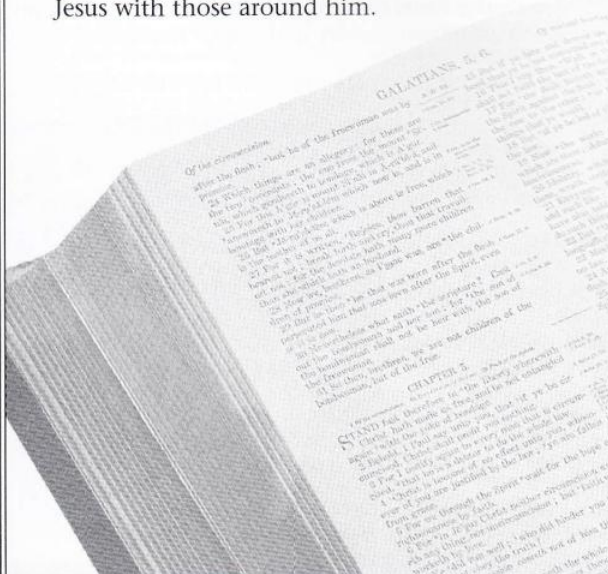
Gus: "Bark, bark!" Ha-Ha-Ha.

After your actors have sat down or left the room, explain to the boys the things Gus was doing right, such as: (1) Reading his Bible. (2) Trying to obey God's Word.

Explain that Gus misunderstood what was written in the Bible. Share with them that God is concerned about every person in this world. That is why He commanded us to make sure the gospel is taken throughout the whole world.

Discuss ways we can be a part of sharing the gospel at home and around the world. Ideas would include: witnessing, giving to missions, prayer, etc.

Continued on next page —



Don't Let Satan Blow It Out

ITEMS NEEDED:

A candle for everyone in class, a small piece of paper with a hole pierced into the middle, and some matches

Begin class today as you did last week. Give each child a candle. Give them a small piece of paper with the hole pierced in the middle. Have them shove the candle through the hole so that candle sits in the paper and the paper protects their hands from the hot wax. Light your candle at the front of the classroom. Shut off all the lights.

Review what you talked about last week. How important is it to let your light shine? Now talk about the darkness. Satan wants the Christian's light to go out. God wants the Christian's light to shine. The Bible says in Matthew 5:15, "Neither do people light a lamp and put it under a bowl." Satan tries to get us to hide our light. God's Word says in Matthew 5:16, "In the same way, let your light shine before men, that they may see your good deeds and praise your Father in heaven." God wants us to share our light by doing good deeds for others.

Share your light and have the others follow until the entire room is lit by candles. Talk about how much brighter it is when all the candles are lit. God wants us to be in church and to fellowship with one another because together we gain strength from one another.

Explain that Satan wants to tempt Christians to turn their backs on God. As you talk, walk around the room. Suddenly blow out someone's candle. Talk about how Satan tricks people into leaving Jesus behind. Satan cannot force us to leave Jesus, but he is called the father of lies. He tries to lie to us and convince us that life would be more fun without Christ. But he's a liar.

Ask the others around the boy whose light you blew out, "What should you do if you know a boy who has stopped coming to church?" Talk about ways they can help to bring back to Jesus someone who has gone astray. Allow them to relight the boy's candle that you blew out.

Encourage the boys to be on guard throughout the years to come because the Bible says that the devil prowls around like a lion seeking someone to devour. Never allow Satan to trick you into letting your light go out.

They've got questions. Now you've got answers!

Answers to every question for Red, Blue, Gold, and Green Merits. The new **Leader Merits Reference** books not only have all the answers for merit work, they also:

- have an overview for every merit.
- list resources to aid your teaching.
- give you ideas for field trips.

And the biggest help of all—lesson plans for nearly all these merits! Now you can concentrate your energies on developing relationships, not curriculum.

For Expedition leaders, the **Silver Merits Reference** has answers for 77 merits and the Spirit Challenge lessons, along with brain teasers and helpful resources.

It's all about keeping you **READY** to reach, teach, and keep boys for Christ.

Discovery Rangers

| | | |
|----------|-------------|---------|
| 02RB2129 | Red Merits | \$19.99 |
| 02RB2130 | Blue Merits | \$19.99 |

Adventure Rangers

| | | |
|----------|--------------|---------|
| 02RB2134 | Gold Merits | \$19.99 |
| 02RB2135 | Green Merits | \$29.99 |

Expedition Rangers

| | | |
|----------|---------------|---------|
| 02RB2143 | Silver Merits | \$24.99 |
|----------|---------------|---------|




good you will have a black bear eating your treats!

When you are camping or out in the woods and have food, make sure you have a secure container to keep it in. If a black bear shows up, he or she will be hard to get rid of because they like your food. However if you are a careful camper, the bears will leave you alone.

If you go camping in the winter, black bears will be hibernating and dreaming about jelly donuts. Black bears sleep for months. When they are asleep, or hibernating, they go without eating or drinking. They are able to lower their body temperatures while they hibernate and do not need food or water. Before a black bear hibernates, it has eaten plenty and has a layer of fat that will keep its body nourished while it sleeps.

If you see a bear and are not sure what kind of bear it is, here are some characteristics of the black bear that might help you identify one.



■ A black bear is much smaller than a brown or grizzly bear (only 2 to 3 feet high and 4 to 7 feet from nose to tail).

■ Black bears have round ears and small eyes.

■ Their bodies are large, and their tails are short.

■ They have small claws.

■ Their fur is black.

Black bears are a part of nature, and you must understand you are in the black bear's house when you enjoy camping and adventuring in the woods. There is no need to worry about black bears, or any other kind, when you are

in the woods. If you keep your food, especially the sweets, in a secure area where the bears can't get to them, you should have a bear-free camping experience—and the bears should have a human-free one!

If you have any questions or comments about black bears or other creatures you can send them to featurecreature2003@yahoo.com.

The Secrets of K2 By Norm Valentine

Most kids know that the world's highest mountain is Mount Everest on the Nepal-Tibet border. But did you know that the second highest mountain is called K2? Do you know where it is or how it got its name? Or how much higher K2 would have to be to look down on Everest? Some interesting events have shaped K2's past.

The name, K2, represents British Lieutenant T. G. Montgomery's designation of the mountain as the second peak he encountered as he surveyed northern Pakistan's Karakorum Range in 1856. Past names include Godwin-Austen (for the original survey director), Chogori that locally means "Great Mountain," and, phonetically, Ketu, by local climbing guides. The summit stands 28,251 feet above sea level. It would need to add 777 feet vertically (only about 1/2 the height of the Empire State Building) to stand as tall as Mount Everest.

K2 sits on the border between Pakistan and China, but most climbers access the mountain through Pakistan. You can drive on rough roads to the trailhead at over 10,000 feet in elevation, but the rest of the trip is on foot with few comforts of home. The hike to Base Camp at 17,000 feet altitude involves crossing rivers and minor glaciers to reach and then navigate the great Baltoro Glacier.

K2 is not an easy mountain to climb. There are the usual difficulties of climbing at high altitude such as lack of oxygen, frequent severe storms, and icy footing. But, in addition, compared to Everest, K2 is steeper, more remote, and further north. Most climbers consider it more difficult than Mount Everest. The best time of year for climbing K2 is considered to be June through August.

The first climb to the summit of K2 was in 1954 by a pair of Italian climbers. This was accomplished only after their oxygen tanks ran out near the summit, requiring an immediate descent in complete darkness. The mountain was not climbed again until 1977 due to political conditions in Pakistan.

Many notable, exciting, and tragic events have occurred on K2. Among the most exciting is the story of a 1953 attempt by an eight-man group led by veteran climber Charles Houston.

In early August, all eight team members were high on the mountain waiting out a raging storm so they could attempt to reach the summit. During the wait, team member Art Gilkey became seriously ill. After waiting six days, it was determined that Gilkey needed to descend in order to survive.

The other members made a stretcher for Gilkey, strapped him to it and anchored it in the snow with an ice axe. As they left him to attempt to find a route down the mountain, five party members began to fall down a steep ice slope, gathering speed. As their ropes



tangled and as everyone began to slide to their apparent deaths, team member Pete Schoening planted his ice axe hard into a pile of ice and rocks. Miraculously, the ice axe held the falls of all five men.

Later, however, when they had gathered their emotions and senses, a search of the area where Gilkey had been stationed revealed that he was not to be found. He had apparently been caught in a small avalanche that had dislodged his ice axe protection. It seems ironic that ice axes determined the fates of both the party that fell and the individual who had been helplessly anchored. Gilkey has been honored with a base camp memorial cairn (rock pile) that is now covered with plaques commemorating other climbers who have died on the mountain.


A story from 1986 involves two French climbers, Michel Parmentier and Benoit Chamioux. Parmentier had reached the summit with two other party members from whom he became separated. Rather than leave them to die on the mountain, he chose to try to find the missing climbers and help them descend. Finally, realizing they were not to be found, he began to descend alone. But it was dark, a heavy storm was on the mountain, and he was lost.

Fortunately, Chamioux, a solo climber who was at base camp, was able to make radio contact with Parmentier. For nearly a day, Chamioux talked Parmentier down the mountain to where he was able to find a fixed rope line that over the next two days guided him down to Base Camp. Imagine the excitement of seeing him stumble into camp after spending a total of three days descending.

A discussion about climbing K2 is not complete without telling of the great Italian climber, Reinhold Messner. His accomplishments in high mountain climbing are legendary. Messner was the first person to climb Everest without oxygen and the first person to climb all 14 of the world's 8000-meter (26,247 foot) peaks. But his greatest challenge was his 1979 climb of K2, which he attempted alone, without oxygen, and in alpine style.

Most high altitude climbing is done expedition style where a succession of group camps are made, rope is anchored for climber protection, and the camps are stocked with supplies as they are established. Alpine climbing is done by starting at the bottom of a mountain, then going to the top, carrying all your necessary equipment throughout the climb. Camping, eating, and resting are done as needed without being preplanned and without fixed-rope protection as in an expedition-style climb. The goal is to climb light and fast. Messner was able to accomplish the summit of K2 with this style in only two days.

If what you have read about the beautiful but dangerous K2 appeals to your sense of adventure, start reading about and then training on lesser mountains than K2. Be in good physical and mental condition. But remember, as with most efforts in life, the greatest factor of success is attitude—the will to achieve. Good climbing!





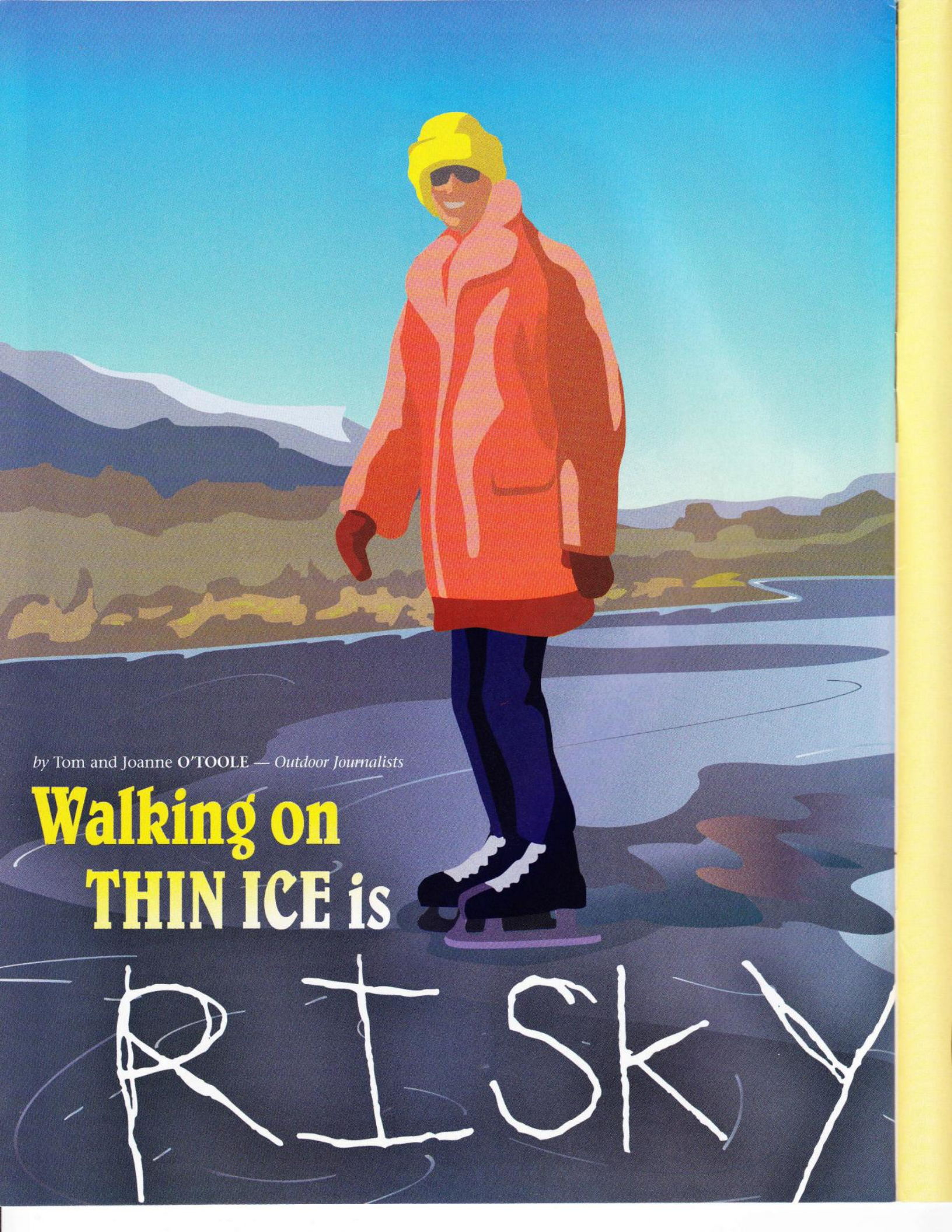
SCRIPT, COLOR & LETTERS: CRAIG W. SCHUTT

ART: TOM LYLE



NEXT DAY. THE ROCK-CLIMBING EVENT...





by Tom and Joanne O'TOOLE — Outdoor Journalists

Walking on THIN ICE is

RISKY

The urge to get on the ice for fishing, skating, ice boating, snowmobiling, sledding, and other pursuits is greatest during a cold snap, after a freezing night, and especially during sub-zero temperatures. Despite the temptation, it's vitally important for outdoor recreationists to remember ice safety. The best attitude is to be suspicious, because ice is deceptive.

Ice usually starts developing in December and January, and it needs to be firm. It can be as strong as steel in the morning, yet treacherous by afternoon. Precautions are critical, and you should know how to read the ice, then test it properly.

Water rarely freezes uniformly. The cycle of cold nights and warm days, especially after a bright sun, can quickly deteriorate ice conditions. What might have been the best ice can easily become a death trap.

Be wary of snow-covered ice, as it keeps solid ice from forming, and makes it impossible to visually determine the condition of the ice.

As weather warms, the ice produces a layer of slush. Venturing onto slushy ice is risky at best, and the slush should be considered a danger sign. An added covering of snow might give the illusion of thickness, but if the weather has been fluctuating, the ice could be full of weak spots, cracks, and have unseen water pockets.

"Rotting" occurs when temperatures vary, warm air penetrates, and ice begins to soften, which poses potential danger. Ice does not always rot from the top. As snow melts, it causes streams, rivers, and lakes to rise. This creates a gap of open water between the ice and the shore. As melting progresses, the space grows wider, and moving water begins to erode the underside of the ice. Often invisible, the decay is uneven.

In reverse, if the water level drops, the ice does not. When this happens the resulting high, unsupported ice can easily crack.

Ice thickness depends on a number of factors—other than temperature—including inflows and outflows, currents, nearby springs, and depth. Regardless of the cold, the presence of stumps, logs, trees, posts, old pilings, docks, and brush protruding through the ice signals places to avoid. All "stick ups" absorb heat and weaken the surrounding ice.

Just looking should give you some idea of stability. Strong ice turning a darkish gray means it's thinning, and black areas are clear danger signs that dark ground colors are beginning to show through as the cover gets thinner.

Cracks are never encouraging signs, but a lone pressure crack will probably not present a problem. Stay away from multiple cracks and areas where they meet or intersect. Hearing "booming" or cracking on cold days doesn't always mean the ice is breaking up, but merely expanding and contracting.

When venturing out on the ice always slide your feet (instead of stepping) to distribute your weight. The best way to assure thickness is to carry a spud bar, a needle bar, or even a strong screwdriver, to chip a hole. A more reliable method is to use an ice auger to drill a hole. Eskimos carry ice chisels and "thump the ice" frequently. The old adage is, "When ice cracks it will bear, when it bends it will break."

Some people feel they can always "read the ice," but just one careless misjudgment can prove deadly. Drowning isn't the only possible fatal result if you fall through. Once on solid ground, the danger of hypothermia is immediate.

If you do plunge through the ice, get out quickly. The point where you slipped in is the direction to get out. Pulling yourself back up on the solid ice takes effort. One method is to turn on your back, kick your feet, and squirm out backwards. Always roll away from the hole until the ice is safe.

Those familiar with their ice surroundings usually track temperatures and are constantly aware of thawing conditions.

Here are some proven ice safety rules:

- New ice is stronger than old ice.
- Clear, blue ice is stronger than white ice.
- Dark and honeycombed areas may be thin, and should be avoided.
- Thicker ice is usually on the north shore.
- Continuous travel over the same route weakens the ice.
- River ice is weaker than lake ice.
- Ice on straight, smooth flowing stretches of a river is safer than ice over bends in the river.
- Slush ice is only about half as strong as clear, blue ice.
- The center of a frozen lake is the weakest section.

After you've determined the ice is safe, there are still guidelines. Even though four or five inches of clear, blue ice is probably safe for chopping a fishing hole, it should be thicker if you plan to set up a tent or an ice hut. It's never a good idea to group together if you are with a party. However, never be alone on any ice.

Keep rescue gear near your site, such as a strong line, pole, and even a sturdy broken tree limb, to reach someone who has fallen through the ice. Never attempt to rescue someone by yourself, as you could very quickly go from rescuer to victim.

Wearing a personal flotation device while on the ice could save your life too. It's also a good idea to carry an ice pick or a strong screwdriver to be ready for the unexpected.

You should know the conditions, and check with authorities before walking on ice, skating the entire surface, or snowmobiling down the middle of a river. We will never recommend taking a car out on the ice, no matter how thick the ice or how cold the temperature.

Ice seems to have a magnetism for outdoor enthusiasts, but always exercise extreme caution. You might "walk on thin ice" many times in your life, but when it comes to ice over water, it's always best to test before you step.

Tom and Joanne O'Toole are fulltime freelance outdoor journalists and photographers. The husband/wife writing team has been published in newspapers and magazines across the country and throughout Canada. They make their home in a little community in northeast Ohio, where the ice freezes thick in the winter months, yet can be dangerous.

BUSINESS

COMEDY CORNER



"We were out of carrots."

What was the Pirate movie rated? *Arrrrgh!*

Why was Cinderella a bad hockey player? *Because she had a pumpkin for a coach!*



"Steady, I think I hear one coming our way."

Why did the orange stop?
It ran out of juice!

What's worse than finding a worm in your apple?
Finding half a worm in your apple! Mmm.

What gets wetter the more it dries?
A teatowel!

What does a bird need when it's sick?
A TWEET-ment!

What's as big as an elephant but weighs nothing at all?
An elephant's shadow!

What is the difference between here and there?
The letter T!

When is a piece of wood like a king or queen?
When it is a ruler!



"Never hibernate in an electric dryer."

Print by Fred Deaver


Print only: 20" x 24". Mounts in a 24" x 30" frame.

\$75.00 each
\$62.00 each

715-LB-735
5 or more

\$195.00 each
\$175.00 each

To order call Gospel Publishing House
1-800-641-4310 ♦ Fax 1-800-328-0294



Stewardship for You— Impacting Boys for Eternity

Mike Laliberty,
Deputy National Commander

Christopher Dalla Rosa,
Adventure Rangers Program

Matthew Klika,
Ranger Kids Program

Alice Laliberty,
Ranger Kids Commander



The Royal Rangers is an Assemblies of God organization that can benefit from your good stewardship when you consider an Assemblies of God gift annuity. An Assemblies of God gift annuity guarantees you a regular annuity payment with no investment worries or responsibilities. Other benefits you may receive include:

- Immediate tax deduction for the gift portion of your investment.
- A portion of each annuity payment may be tax-free.
- If funded with appreciated assets, only a portion of your capital gains is taxable.
- At your death, the ministry of your choice, such as the Royal Rangers will be blessed.

With one call, let us show you how an Assemblies of God charitable gift annuity can work for you.

Gift Annuity Sample Rates

| YOUR AGE | ANNUAL RATE |
|----------|-------------|
| 60 | 6.4% |
| 63 | 6.6% |
| 66 | 6.8% |
| 70 | 7.2% |
| 73 | 7.6% |
| 76 | 8.0% |
| 80 | 8.9% |
| 83 | 9.7% |
| 86 | 10.8% |
| 90 | 12.0% |

Gift annuity rates change. Please call Assemblies of God Foundation to receive the current gift annuity rates based on your age and circumstances.

Call toll-free: 1.877.242.8112

Service provided by:



Toll-free: 1.866.621.1788 • 1661 N. Boonville Ave., Springfield, MO 65803 • E-mail: agfoundation@agfsg.org • Web: www.agfoundation.com
MINISTERS BENEFIT ASSOCIATION • ASSEMBLIES OF GOD FOUNDATION • ASSEMBLIES OF GOD LOAN SERVICES • MASTERPLAN STEWARDSHIP SERVICES

