

ISSUE 02




SUMMER 2005

www.royalrangers.ag.org
LEADER'S EDITION

High Adventure

THE OFFICIAL MAGAZINE OF ROYAL RANGERS



OVER 7,000 CAMPERS • NATIONALLY KNOWN SPEAKERS
WORLD RENOWN MUSIC ARTIST • COLORFUL PAGEANTRY



THE ADVENTURE

*Exploring God's Plan
For Our Lives*

JULY 17-21, 2006

Please send me the official packet for the
2006 National Camporama

NAME _____

ROYAL RANGERS POSITION _____

OUTPOST NUMBER _____

CHURCH ADDRESS _____

Send completed coupon to:

NATIONAL ROYAL RANGER MINISTRIES
1445 N. Boonville Ave., Springfield, MO 65802-1894



How To Attend...

Each boy must be accompanied by a commander of his outpost and his district leadership.

Outpost leaders should submit applications through their respective districts.

Two Easy Steps To Start

1 Return the coupon for a Camporama packet, which includes a colorful Camporama poster, fundraising ideas, and Camporama information.

2 Contact your district commander for application forms and additional Camporama information. The application form and registration fee — made payable to "Royal Rangers" (credit cards accepted) — are due to your district Royal Rangers office, postmarked by April 3, 2006.



High Adventure

ISSUE 02 SUMMER 2005

*Blessed are they who maintain justice,
who constantly do what is right. — PSALM 106:3*



inside

HIGH ADVENTURE — Volume 35, Number 2
ISSN (0190-3802) published quarterly by
Royal Rangers; 1445 North Boonville Avenue;
Springfield, MO 65802-1894. Subscription rates:
(*High Adventure Leader* only) single subscription
\$9.95 a year; bundle (minimum of five subscrip-
tions, all mailed to one address) \$9.00 a year,
\$13.95 (foreign mailing address).

©2005 General Council of the Assemblies of God, Inc.,
Gospel Publishing House. Printed in USA.
Periodicals postage paid at Springfield, Missouri.

POSTMASTER:

Send address changes to
HIGH ADVENTURE
1445 North Boonville Avenue
Springfield, MO 65802-1894

Richard Mariott, *Publications Manager*
Jerry Parks, *Editor-in-chief*
Don Jones, *Design*
Ginger Casebeer, *Technical Editor*
April Breon, *Special Assistant*

High Adventure Needs Your Help!

We would like to give you
the best *High Adventure*
publication possible, and
we are asking for your
assistance. Send your name,
address, what Royal Rangers
group you are in (Ranger Kids,
Discovery Rangers, etc.)
along with your comments to:
High Adventure Readers' Panel
Royal Rangers Ministries
1445 N. Boonville Avenue
Springfield, MO 65802-1894
rangers@ag.org

*Hope to hear from
you soon!*

4
**The Value of
Royal Rangers**

6
**America's
National Parks**

8
**Feature Creature:
Desert Tarantula**

10
**Royal Rangers
Adventures**

12
A Secret Weapon

15
Comedy Corner



COVER IMAGE: ©2005 Dynamic Graphics, Inc.

SUMMER 2005 **3**



GOLD MEDAL of Achievement

The Value of Royal Rangers

by Erak **CHRISTOFIS**

OUTPOST 2 First Assembly of God, Warren, Ohio

I would like to start by thanking all of the commanders. They have all made an impact in my life. In Straight Arrows, Commanders Jim and Rose Roby and Commander Brian taught me never to run in the hallways. Commander Hagerty and Commander Red taught me how to play kickball. Commander Lantz never let me slip by with just the basics of a requirement; Commander Mike did. Commander Les, Commander Ken, and Commander Barton always pushed me to do more requirements for my Gold Medal. My Uncle Skip and Uncle Scott helped me get anything I needed and always supported me. My parents always encouraged me to fulfill all the requirements needed to achieve my Gold Medal, even when I didn't want to. Special thanks go to my father, who showed me what it really meant to be a Royal Ranger.

When I think of the value of Royal Rangers, I think of great memories. All of my summer vacations were Rangers campouts, National Camporama, National Rendezvous, and Territorial. Many times I went on campouts when I was not old enough to attend. On one occasion, when I was 3, I went to Stoney Glen with my father and Commander Les Angel. Commander Les took me on a hike in the middle of winter with the Trailblazers and the Trail Rangers. It was an easy hike, sliding down a big hill and walking around the camp. But going back up the big, steep hill with my boots slipping off and half-frozen feet was too much. The other boys had made it up the hill, but I couldn't. So the boys who were already on the top of the hill ran back to camp and got a rope. They tied one end to my waist and the other end to a tree and pulled me up. There I was, nearly freezing and walking around in my socks since I had lost my boots, with my mother yelling at Commander Les and me for going on a *little* hike. That was one day I will never forget. I don't think I ever drank that many cups of hot cocoa in one day!

I also have a lot of great memories of the campouts that I was old enough to go on. I will never forget breakfast at my first FCF Spring Trace. My father and his sidekick, Frankie Powell, burnt the bacon so badly that if you tried to pick it up it turned into dust. The biscuits were burnt inside and out. After that experience, we nicknamed them "Scorch" and "Scorch, Jr." But along with the *interesting* food were *great* council fires.

Above all of the experiences and fun that I have had in Royal Rangers, one thing stands out the most—what it is to try to be a strong Christlike example.

It seems like I have always been in leadership positions. In Straight Arrows, I was given the responsibility to be at the front of the line and carry the drum. In Buckaroos, I was Top Hand, which gave me the responsibility of banging the triangle to start the meeting and lead pledges. In Pioneers and Trailblazers, I was patrol guide. This meant that I had to lead the group around and be the boy who knew everything. Now I am a territorial scout. The experience of having been in all these different leadership

positions has taught me that I need to be a good example.

The younger boys look up to the leader and follow everything he does. When I was younger, I looked up to Ryan, Nate, Joey, Jason, and Matt. I followed everything they did, good or bad. Fortunately, they taught the Word of God and were excellent Christian influences. Now I want to strive to be the best Christian example that I can be. That is what the value of Royal Rangers is all about!

by Joshua D. **RAMSELL** — OUTPOST 16

First Assembly of God, Belen, New Mexico

The value of Royal Rangers is hard to put into a few words. There are three values that have touched my personal life in a very broad manner. They are learning/education, communication, and family. I will try to share the traits and blessings from these three values that I have received from Royal Rangers.

Learning everyday skills of camping, fire making, fishing, hiking, cooking, etc., has been a definite educational experience for me. As a Royal Ranger, you grow and learn to put the Motto, Code, and Pledge into your everyday life while having fun and learning new experiences. One also learns educational skills from Bible reading/memorization. I have been blessed through campouts, hikes, fishing trips, powwows, etc., with good Christian friends and fun and by being able to learn, enjoy, and retain Scriptures or devotions.

Communication is another strong value I've gained from Royal Rangers. I have learned it's not just that you learn to communicate but how you communicate that is important. How you say something can quite often be more important than what is actually said. Sometimes actions speak louder than words. We must always be aware that what we are doing coincides with what is being said, otherwise our witness can be completely lost.

I have learned to communicate with others—peers, leaders, family, nonbelievers, and my Lord and Savior. I have learned great communication skills through Royal Rangers, which helped me work with my peers and leaders on several different projects and outings. I have been able to communicate quite effectively with my family and friends, sharing the joys and skills of Royal Rangers. I have learned that I am able to lead nonbelievers to Christ through everyday communication.

Royal Rangers has also helped me to establish and maintain an open form of communication with God and Jesus Christ, my Savior, as well as the Holy Spirit. I have been able to maintain this relationship on a daily basis with Royal Rangers' help since it encourages Bible reading and memorization, which helps it to become a habit. Prayer is also a form of communication that is encouraged through Royal Rangers by opening and closing meetings with prayer, prayer requests and praises. This is the most awesome form of communication!

The third value I listed was family. Now this may seem a bit strange to some. However, this is definitely a value of Royal Rangers to me. A family is exactly what Royal Rangers is all about. Royal Rangers is a family—a group of men and boys who have the same morals, ethics, and want to share with each other and lead others to Christ. We care about each other, and each member has the responsibility to help make it stronger and better. Through Royal Rangers, just as in a real family, we learn good communication, sharing, how to deal with different conflicts, and, above all, how to honor God.

by Jonathan **MENDOZA** — OUTPOST 16
First Assembly of God, San Antonio, Texas

When I was six years old, a new pastor came to our church. He brought a new program called Royal Rangers to our church. At this age I didn't care much as to what it was as long as it got me out of those boring sermons that my parents had to listen to. I went to the Royal Rangers meetings on Sunday nights. The name of the age group they put me in was called "Straight Arrows." I didn't really care until they gave me this cool Indian name; I was called "Little Bear." After the first few meetings, I thought going to Royal Rangers was the "coolest." I mean there were awesome Bible stories, fun games, no icky girls, and best of all I was with my friends. The Royal Rangers meetings were what I looked forward to the most during the week. Royal Rangers captured me even more than Saturday morning cartoons. This was just the beginning.

When I was a Buckaroo, my father joined Royal Rangers and became my commander. That was just what I needed. We began to go on field trips and campouts. I started out on the advancement trail. I was the oldest in the group and earned the most merits to become the highest ranked boy and the patrol guide.

When I grew to become a Pioneer, my father was both the Pioneer and senior commander. The Bible studies, merit work, and devotions helped me to grow stronger not only physically but also mentally and spiritually. I also had the most fun in Royal Rangers, as a Pioneer. We went to every sectional and district event. Campout, ATC, Academy, Ranger of the Year competition. I even got the chance to go to the National Camporama at Eagle Rock in Missouri.

Ranger of the Year competitions were challenging for me. My first year of competition, I placed 9th of 13 boys at the sectional competition. I was disappointed with myself. The other competition I enjoyed was at the powwow. My outpost goal was to win the basketball championship at the district powwow. Our early years in competition were not very happy years. Our outpost would get knocked out early in the competition. Those years were tough, losing in the competitions. Spiritually, however, we did have victories. On such year, after losing in basketball, the Lord baptized me in the Holy Spirit.

Royal Rangers helped me to go through my junior high years. The teachings helped me to face the world. I was fighting against the enemy daily with prayer. The commander was our associate pastor. I remember a lot of Bible reading, discussion and a whole lot of praying. It was what just what I needed. During this time, I faced issue after issue. Our outpost got better in basketball as we grew taller. One powwow, we made it to the finals. We would lose a tough, close game to boys several years older than us. We would not be champions until the following year. Again, God's presence at the evening services made me get over the loss. We did have victories at the Ranger of the Year competitions. I won district and represented the Gulf Latin district at the regional competition.

My years as a Trail Ranger were years of spiritual growth. I joined the church praise and worship team as a saxophone player. At school I fought my toughest spiritual battles. I struggled daily and went to God every class period. During this time, God called me to be a worship leader. This year, my final year as a Royal Ranger, was the best! With God's help I completed what I set out to do. I completed my requirements for the Gold Medal of Achievement by finally finishing reading the Bible. I graduated from high school. We formed our youth group praise and worship team. I competed at the Youth Fine Arts Festival with invitation to the national competition for written song and saxophone instrumental.

As I started again in a new phase in my life, I plan to continue the path that God has set for me by attending Bible school. I have been accepted to Christ for the Nation Institute. The value of Royal Rangers on my life has been an amazing! Royal Rangers was my path to becoming a man of God.

by William **JOHNSON** — OUTPOST 256
Worship Center Assemblies of God, Roxboro, Pennsylvania

Royal Rangers has been an important part of my life for over ten years. As I think back to my years in Royal Rangers memories flood my mind, memories of my commanders and the blessing they have been in my life. When I started in Straight Arrows, I was one very hyper, hyper, hyperactive child with a speech impediment. This created quite a challenge to my commanders. I talked a lot, ran a lot and was a distraction to the patrol as well as being easily distracted myself. Their response to this challenge was to keep me busy with various activities and earning merits. The most important thing that they provided me with was an environment of loving acceptance balanced with necessary discipline. They refused to give up on me and were determined that I would succeed. We have done a lot of cool things in Rangers. Merits teach us a lot of skills, such as camping, fire building, rope craft, citizenship, first aid, CPR, and wilderness survival. These are life-building skills that I can take with me into adulthood. We learn that serving the Lord is both fun and exciting, and that the most important thing that a person can do in life is to know Jesus and follow Him. After reading the entire Bible for a merit, I have developed a real thirst for the Word of God. Now, I try to make reading the Word an everyday part of my life. It has established my faith more and comforts me when I am troubled. It has shown me my past and my future; a future guaranteed for me in heaven as a result of God's wonderful grace and mercy.

My most memorable experience as a Royal Ranger was a trip to the National Camporama at Camp Eagle Rock in Missouri. My father, brother, and I went with another outpost. For one week we camped with Rangers from all over the world, even with people from Australia. We prayed, worshiped, and participated in a lot of fun activities together. I have never seen as many stars as I did while I was at Camp Eagle Rock. I especially remember the prayer time; it was then that I received the baptism of the Holy Spirit. God showed us His awesome hand of protection on our way home. Our trailer blew a tire and spun us out of control. God sent us a state trooper that was Christian. He took us in his police car to McDonalds where the manager gave us free food; a great time was had by all.

This past year my grandfather in California died. On his last visit, I had the privilege of sharing my faith with him. At the funeral I spoke about my grandfather and even recited my favorite verse, "I am the good Shepard and the good Shepard giveth his life for the sheep." (John 10:11) I believe that he is with the Lord now. The ranger motto says to be "ready for anything." I was ready to speak the truth of God's love to all these people because of Rangers. God gave me the power to overcome my fears. Rangers is a great organization; it helps bring men and boys together in strong mentoring relationships, drawing both closer in their relationships with Christ. These men have chosen to give when they didn't have to. They don't receive payment for their time, yet they give it freely and generously. There have been countless camping trips where they have left their families for the weekend. They gladly come to our meetings, excited to share what talent and gifts they have with us boys. Most importantly they come to share the wonderful love of Christ with us. That is what they have done for me. Someday I would like to be a pastor or youth leader and pass on what has been given to me. I hope to find myself always involved in Royal Rangers. One day I look forward to sponsoring someone like myself into Frontiersmen Camping Fellowship.

If you ever have the opportunity to join us you are always welcome at my fire. Together we can share fellowship and maybe I'll even share some of Herm Geeseman's (Happy Guy) homemade root beer. Royal Rangers has meant everything to me growing up. I owe a debt of gratitude to all the commanders that I have bonded with along the way. My father thanks you, my mother thanks you, my sister thanks you, my brother thanks you, but most of all I thank you.

You might have heard of Yellowstone National Park. It is in parts of Idaho, Montana, and Wyoming. Yellowstone is the oldest national park in the world. Did you know that Yellowstone belongs to the National Park Service? In 1916, President Wilson created the National Park Service. Today there are 384 areas that are part of the National Park Service. Not all areas are actual parks. Cemeteries, battlefields, and seashores are three of the more than 14 kinds of areas protected by the National Park Service.

Here are some facts about our National Park Service.

THE BIGGEST, THE SMALLEST, AND NONE AT ALL

The largest national park, Wrangell-St. Elias National Park and Preserve in Alaska, covers 13,175,901 acres. That's almost as big as 10 million football fields!

The smallest national park is the Thaddeus Kosciuszko (kosh-CHOOSH-ko) National Memorial. Thaddeus Kosciuszko was born in Poland. He came to America during the American Revolution. He was one of the first foreign volunteers to join the American Army. His home sits on just .02 of an acre on a street corner in Philadelphia, Penn.

Delaware is the only state without any area protected by the National Park Service.

BORING, NO WAY!

Your family's going to visit a national park. Should you prepare to be bored? No way!

National parks help preserve America's national resources. National parks also help preserve America's history. In 1607, British settlers founded Jamestown. In 1781, the Revolutionary War ended in Yorktown, Va. Jamestown and Yorktown are part of Colonial National Historical Park. Here you don't learn history from a book.

"Visitors, young and old, are surprised," says Mike Litterst. Litterst is a public affairs officer at Colonial National Historical Park. "They can board and explore a full-sized frigate." A frigate is a war ship with sails. The British used frigates during the Revolutionary War. The model is of one-fourth of a frigate.

And if history is not your thing, don't worry.



The National Park Service has more, including:

- 74 parks with swimming areas such as beaches and rivers,
- 31 areas perfect for snow skiing,
- 18 parks with caves to explore, and
- 18 parks with information about fossils.

THEM BONES!

Fossil Butte National Monument is in Kemmerer, Wyoming. It was established to protect the amazing fossils that have been found at this site. Today, more than 75 fossils are on display in the Visitor Center. The most popular is one of a 13-foot crocodile.

Kids ages 5 to 15 can earn a Junior Ranger badge at Fossil Butte. One activity for Junior Rangers is fossil preparation. Marcia Fagnant is the lead interpreter/naturalist at Fossil Butte. She says Junior Rangers prepare fossil replicas using small dental-like tools. The fossil replicas are covered with plaster. Real fossils would normally be covered in a thin layer of limestone.

"Visitors can hike to an active fossil research quarry," says Fagnant. "Visitors can talk with the volunteers collecting scientific specimens and are often invited to help." The fossils are used for research. Visitors are not allowed to keep the fossils they find. "However," says Fagnant, "everyone seems to enjoy discovering a fossil."

START EXPLORING!

At a national park, you can become a Junior Ranger. Junior Rangers learn about the parks. You can learn about America's national parks at home, too. With a parent's permission, go to www.nps.gov. Click on the Interpretation and Education link. Then click on the WebRangers link and follow the instructions.

In just a few of the tasks for 10 to 12 year olds, WebRangers can:

- Solve a word puzzle to learn some facts about Great Smoky Mountains National Park
- Compare the way we live today to the way native Pueblo cultures lived in the desert Southwest almost 800 years ago
- Read the 10 rules for outdoor exploration


Completing each activity earns WebRangers secret words. The words are used to claim online awards.

America's national parks can tell us many things. The history of our country lives in many parks. Our nation's natural resources are protected in many others. In person or online, you can start exploring today!

NOTE: Royal Rangers Ministries wishes to caution Rangers and their parents that National Parks education resources are not Bible-based. Information contrary to Creation and other miracles of God could be presented as fact.

AMERICA'S National Parks

by Jennifer L. DOLOSKI



At a national park, you can
become a Junior Ranger.
Junior Rangers learn
about the parks.

Feature Creature

by Ann M. BAUERS



Desert Tarantula

GENUS: *Aphonopelma*

SPECIES: chalcodes

WEIGHT: 1 to 3 ounces

LENGTH: 1 to 5 inches

SPAN: 3 to 10 inches

RANGE: Sonoran, Chihuahuan,
and Mojave deserts

LIFESPAN: Up to 30 years

Almost anywhere you travel to in the world, you will discover that tarantulas live there. There are even tarantulas that live in North America. These furry North American creatures are desert tarantulas. These eight-legged furry critters are about 1 inch to 5 inches long and can get up to 10 inches wide. They are grey to dark brown in color and live in the deserts of Arizona, New Mexico and Southern California.

All tarantulas, including desert tarantulas, are harmless to humans, despite what your mother may have told you. In fact they are popular pets and can even be trained. Tarantulas eat large insects and small birds. Did you know that they don't spin webs? Tarantulas get their prey by chasing it down and catching it. If you are in the desert and see a tarantula motor by you, it may be in pursuit of its lunch. Stay out of its way because a spider's got to eat too!

The mating season for the desert tarantula is during the fall of the year. The incubation time for the eggs of the tarantula is between six and nine weeks. The number of young that come from a pair of mating spiders during this time can be 800 to 1,000 young. That's a lot of little tarantulas, wouldn't you say?

Tarantulas are members of the spider family and are arachnids. This means that they have eight legs. They need their big strong legs to chase their prey, since they don't spin webs to catch prey like most other spiders.

Tarantulas have distinctive marks that set them apart from other spiders. If you see a spider and want to know for sure that it is a tarantula, look for their bald spot. Most tarantulas will have a bald spot on their belly that is easy to see. The reason they have the bald spot is that they have rubbed the hair off of their belly. The reason they do this is because of their defense mechanism. If a vertebrate or other larger animal comes after a tarantula, the tarantula will defend itself. The way the spider defends itself against its enemies is by rubbing its hind legs over its body. When the spider does this, it brushes off hairs that get into the eyes of their enemies and irritates them. While the spider's enemy is busy rubbing its eyes, the spider takes off to hide in a safe place.

Tarantulas molt, and during their next molting period, these hairs will be replaced.

The tarantula's body is made of two parts, the cephalothoraxes and abdomen. The front of the body is the cephalothoraxes, and the rear is the abdomen. Both parts are round. The tarantula also has eight eyes. Their eyes are grouped closely together, with a pair of eyes in the middle and three on each side of the face. It's a good thing they don't read, because it would be ridiculous to fit them with a pair of reading glasses! Tarantulas also have two large fangs to kill and eat their prey with after they catch it.

Tarantulas can also make a hissing sound. They do this by rubbing their jaws and front legs together. So if you think you may have heard a tarantula hiss at you, it is possible.

Tarantulas like warm weather and can be found in warm climates all around the world. They are interesting animals and quite tough little creatures. They have to be to survive in the desert environment, which can be harsh.

Do you know Jesus as your personal Savior?

If you haven't asked Jesus into your heart as Savior and asked Him to forgive you of your sins, it is as simple as following these steps:

A. ADMIT YOU HAVE SINNED. *"For all have sinned and fall short of the glory of God" (Romans 3:23).*

B. BELIEVE IN JESUS. *"For God so loved the world that he gave his one and only Son, that whoever believes in him shall not perish but have eternal life" (John 3:16).*

C. CONFESS AND LEAVE YOUR SIN. *"If we confess our sins, he is faithful and just and will forgive us our sins and purify us from all unrighteousness" (1 John 1:9).*

If you would like someone to pray with you about your decision to know Jesus as your personal Savior, talk with your Royal Ranger commander, your pastor, or call: 1-800-4PRAYER, the National Prayer Center.

ROYAL RANGERS HIGH ADVENTURE *Leader*


VOLUME 35

SUMMER 2005

NUMBER 2

"I Can't Wait Until Camporama!"

by Richard MARIOTT



This will be my sixth Camporama in 2006, should the Lord allow. I have been at all the Camporamas held at Eagle Rock (1986, 1990, 1994, 1998, 2002). I can't wait for the next one in 2006!

Each has had different memories and experiences. I really enjoyed the last one, in 2002, with the additions of the trams and new camp improvements. Let me give you an update on what improvements and new activities we are expecting to complete for Camporama 2006.

The new development being accomplished at Eagle Rock Campground is exciting! The national Royal Rangers campground is located in the famous Mark Twain National Forest, near Table Rock Lake, on the borders of southern Missouri and northern Arkansas with property in both states.

Nearby attractions include the Roaring River State Park—a favorite attraction—as well as Branson and Silver Dollar City with their many different shows, water parks, and family attractions. You may want to include them in travel and vacation plans if you are coming to the Camporama. Information about these

nearby attractions and other family campsites will be posted on our website under "Camporama 2006" at www.royalrangers.ag.org.

CAMPGROUND DEVELOPMENT

Improvements Completed Since Camporama 2002:

- New shower house-restroom at the end of the Johnnie Barnes Lodge activities field
- Deaverton Old West town, Phase 1
- New archery range near Johnnie Barnes activities field
- New parking lot by Johnnie Barnes Lodge
- Eagles Resort Center

Additional Improvements Proposed For Completion Prior to Camporama 2006:

- Commercial kitchen for food preparation
- Three new food service pavilions
- Two additional shower houses and new water wells
- Deaverton Old West town, Phase 2
- Shooting pavilion for archery range
- Two new shooting pavilions for the rifle range
- Fencing and major grading
- Recreation equipment building
- Mountain bike course
- Electrical upgrades and new stage for the amphitheater
- Rustic cabins for Old Town
- New graveled roads around main part of camp
- Five new trams, for a total of 15, for getting around camp and to campsites



EXCITING CAMPORAMA ACTIVITIES

"The Adventure" is a great description for Camporama 2006. The eight region theme parks will be:

Great Lakes — Adventures in Flight;

Gulf Region — Adventures in Exploration;

North Central Region — Adventures in Trains, Cycling, and Skating;

Northeast Region — Adventures in Sports;

Northwest Region — Adventures in Automotive;

South Central Region — Adventures in Technology and Communications;

Southeast Region — Adventures in Water;

Southwest Region — Adventures in Space;

FCF — Adventures in History.

The districts will build their regional-themed activities in the Johnnie Barnes activities field. This will be the main hub of activities — don't miss it!



OUTSTANDING EVENING SERVICES

Monday evening will be **Grand Opening** of Camporama. The Main Camp photo will be taken and available at the Store.

Tuesday evening will be our district and international guest **Parade of Flags**.

Thursday evening will be our spectacular **Fireworks Show**.

Special Guest "Bible Man" — Robert T. Schlipp, a Royal Rangers Gold medallist—plans to stop by and greet our Royal Rangers.

SPEAKERS

- **MONDAY: Tom Greene** — National Men's Ministries/LFTL director is a tremendous speaker to youth.
- **TUESDAY: Randy Ruiz** — Nationally-renowned evangelist was saved as a Royal Ranger boy at a powwow in Southern California.
- **WEDNESDAY: Dave Roeber** — Nationally-acclaimed speaker and a tremendous encouragement throughout the country and to our troops.
- **THURSDAY: Terry Raburn** — Pen-Florida district superintendent, former national and district youth director. Brother Raburn brings our final challenge to take back home.
- **LIVE MUSIC: Bob Kilpatrick**, back by overwhelming request — live in concert! Bob is no stranger to the Christian music industry. A guitarist and composer of many well-known Christian songs, it is our delight to be able to have Bob Kilpatrick *live* on Thursday evening.


THERE'S MORE!

- Professional sound/lighting/video will be the best ever for your Camporama experience
- Professional food service and catering team to provide the best possible food service
- Additional parking and campsites
- Secure camp. All campers and visitors are required to register and have a pass worn at all times. The security is provided by law-enforcement officers from around the United States.
- Displays and activities from the armed forces, conservation department, BGMC, Junior LFTL councilmen, Speed-The-Light, Convoy of Hope, and many others.

The staff and I are looking forward to meeting you and hope you have a wonderful once-in-a-lifetime experience at The Adventure—Camporama 2006.

See you there!

Rich Mariott



RRDM

A Database Tool to Manage Your Outpost

by Mike LALIBERTY



The release of the Royal Ranger Data Manager (RRDM) Version 1.0 was officially announced March 10, 2005, at the National Royal Rangers Council in Springfield, Missouri. This product is provided free of charge from the National Royal Rangers Ministries to all chartered outposts as a benefit of chartering. Every chartered Royal Rangers outpost will be mailed the database CD by the end of April. This database tool will allow a church or its outpost leaders to manage nearly all aspects of their Royal Rangers outpost.



Version 1.0 of RRDM will support and/or track the following functional areas of the outpost:

- Personal Information
- Advancements
- Merits
- Events and Event Planning
- Leadership / Training
- Service Activity and Planning
- Chartering
- RRDM Reports
- Database Management

Several functions are not included in this version of RRDM. These functions are:

- Weekly outpost attendance
- Ranger of the Year tracking
- District/regional functions

It is the goal of National Royal Rangers Ministries to provide updates of the RRDM on a timely basis to release new functions and/or code updates.

RRDM has been tested and approved on the following three Windows® operating systems:

- Windows 98 Second Edition
- Windows 2000 Professional
- Windows XP (Home and Professional)

Although you can attempt installing RRDM on other versions of Microsoft Windows operating systems, they will not be supported; therefore, you may not receive any technical support from your district RRDM support team. In addition RRDM has been tested and approved for two Mac® operating systems: MacOS 9.x and MacOS 10.x.

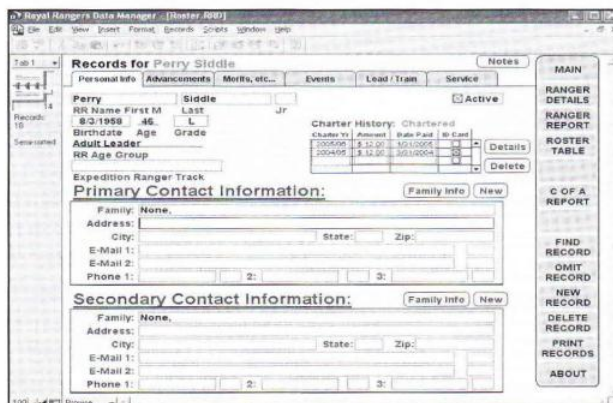
The product will require approximately 30 Megabytes of hard drive space for its initial load. The RRDM was developed using FileMaker Pro®. FileMaker Pro® will also allocate additional hard disk space in proportion to the amount of data entered to support your outpost.

Included in the initial load is the "RRDM User's Guide." This user's guide may be viewed electronically or printed for your convenience. This guide is intended to help leaders better utilize the RRDM to effectively manage the day-to-day operations of the local outpost. Whether you are a new outpost installing and using the RRDM for the first time or an existing outpost needing to update a Ranger's advancement record, this user's guide will provide you with the necessary information and step-by-step procedures to quickly and effectively use the RRDM.

A brief summary of the RRDM functions are:

PERSONAL INFORMATION

This function supports the creation or management of a leader's or Ranger's personal data, such as name, address, phone number, e-mail address, etc., and charter information. Once a Ranger's personal information is entered, a primary contact information record may be created or selected from an existing record for the Ranger. The primary contact information would include contact information for parents or legal guardians. Secondary family contact information could include contact information for grandparents or a divorced parent, etc.





The vast majority of keystrokes required to enter data occur in the personal information function area. Once this information is entered, the other database functions have been designed to eliminate keystrokes whenever possible, allowing the database user to be more time efficient.

ADVANCEMENTS

Royal Ranger Date Manager - [Roster.RND]

File Edit View Insert Format Records Graphs Window Help

Records: 17 Same sorted

Records for Cameron Phillips

Personal Info **Advancements** **Merits, etc.,** **Events** **Lead / Train** **Service**

Advancement History

Add Age **Delete Advnc**

Grp Adv **Select** ☐ All ☐ Available ☐ Optional ☒ Required

Advancements	Date Cmpld	Status	Recognition	Ckck
FCF-JB - Trail of the Grizzly-Wilderness	New Record	Award	<input type="checkbox"/> Cert <input type="checkbox"/> CoEd	Go
FCF-JB - Trail of the Grizzly-Buckskin	New Record	Award	<input type="checkbox"/> Cert <input type="checkbox"/> CoEd	Go
FCF-JB - Trail of the Grizzly-Frontierman	New Record	Award	<input type="checkbox"/> Cert <input type="checkbox"/> CoEd	Go
AR3-0A - Gold Medal of Achievement	New Record	Award	<input type="checkbox"/> Cert <input type="checkbox"/> CoEd	Go
AR3-0A - Master	New Record	Award	<input type="checkbox"/> Cert <input type="checkbox"/> CoEd	Go
AR3-03 - Advanced	New Record	Award	<input type="checkbox"/> Cert <input type="checkbox"/> CoEd	Go
AR3-02 - First Class	New Record	Award	<input type="checkbox"/> Cert <input type="checkbox"/> CoEd	Go
AR3-01 - Second Class	New Record	Award	<input type="checkbox"/> Cert <input type="checkbox"/> CoEd	Go
AR2-0A - Silver Medal of Achievement	New Record	Award	<input type="checkbox"/> Cert <input type="checkbox"/> CoEd	Go
AR2-04 - Singsaps	New Record	Award	<input type="checkbox"/> Cert <input type="checkbox"/> CoEd	Go
AR2-03 - Oak	New Record	Award	<input type="checkbox"/> Cert <input type="checkbox"/> CoEd	Go
AR2-02 - Cedar	New Record	Award	<input type="checkbox"/> Cert <input type="checkbox"/> CoEd	Go
AR2-01 - Pine	New Record	Award	<input type="checkbox"/> Cert <input type="checkbox"/> CoEd	Go
AR1-0A - Bronze Medal of Achievement	New Record	Award	<input type="checkbox"/> Cert <input type="checkbox"/> CoEd	Go
AR1-04 - Long Rifle	New Record	Award	<input type="checkbox"/> Cert <input type="checkbox"/> CoEd	Go
AR1-03 - Tomahawk	New Record	Award	<input type="checkbox"/> Cert <input type="checkbox"/> CoEd	Go
AR1-02 - Bow & Knife	New Record	Award	<input type="checkbox"/> Cert <input type="checkbox"/> CoEd	Go
AR1-01 - Powder Horn	New Record	Award	<input type="checkbox"/> Cert <input type="checkbox"/> CoEd	Go

This function supports the creation or management of a leader's or Ranger's advancement records. The true power of the RRDM is its ability to track advancements and merits for each Ranger. Without the use of the RRDM, managing each Ranger and his completed advancements, merits, training, etc., would be very challenging!

Managing the Rangers' advancement trail is easy using the "Advancement" screen. This screen allows you as the leader to determine how the Rangers are advancing, as well as prepare you for the next Council of Achievement. Items such as patches, merits, achievements, and certificates need to be acquired so the Rangers are properly recognized for their hard work.

MERITS

[illegible]

This function supports the creation or management of a leader's or Ranger's merit records. Royal Rangers is a merit-driven curriculum. Rangers earn advancements based on the number of merits they have earned. Displaying merit requirements for each advancement helps the leader better plan which merits to work on. This will give both the Ranger and leader a "big picture" view of what has been completed, allowing them to stay on track with a list of the individual merits needed to complete each advancement.

EVENTS AND EVENT PLANNING

[illegible]

This function supports the creation or management of the events your outpost attends. Although you can add events to each individual Ranger's record, it is best to use the "Event Planner" to set up events, such as a powwow or field day. "Event History" helps track the different events your outpost attends, easily identifying who has attended past events, who is signed up for upcoming events, and what is needed to prepare for future events, such as National Camporama.

LEADERSHIP / TRAINING

Nymal Kampers Data Manager - [Roster.A20]

File Edit View Insert Format Records Reports Window Help

Tab 5	Records for Lisa Siddle						Notes																																																										
 Records: 18 Sorted	Personal Info	Advancements	Morits, etc...	Events	Lead / Train	Service																																																											
	<h3 style="text-align: center;">Leadership Positions</h3> <table border="1"> <thead> <tr> <th>RRI Age Group</th> <th>RRI Leadership Position</th> <th>Start Date</th> <th>End Date</th> <th>Yrs</th> <th>Mnth</th> <th></th> </tr> </thead> <tbody> <tr> <td></td> <td>Active FCF Member</td> <td></td> <td></td> <td></td> <td></td> <td rowspan="6">-</td> </tr> <tr> <td></td> <td>Asst. Patrol Officer</td> <td></td> <td></td> <td></td> <td></td> </tr> <tr> <td></td> <td>Commander</td> <td></td> <td></td> <td></td> <td></td> </tr> <tr> <td></td> <td>Jr. Commander</td> <td></td> <td></td> <td></td> <td></td> </tr> <tr> <td></td> <td>Jr. Guide</td> <td></td> <td></td> <td></td> <td></td> </tr> <tr> <td></td> <td>Lt. Commander</td> <td></td> <td></td> <td></td> <td></td> </tr> <tr> <td></td> <td>Outpost Chaplain</td> <td></td> <td></td> <td></td> <td></td> <td></td> </tr> <tr> <td></td> <td>Outpost Chaplain's Assistant</td> <td></td> <td></td> <td></td> <td></td> <td>-</td> </tr> </tbody> </table>							RRI Age Group	RRI Leadership Position	Start Date	End Date	Yrs	Mnth			Active FCF Member					-		Asst. Patrol Officer						Commander						Jr. Commander						Jr. Guide						Lt. Commander						Outpost Chaplain							Outpost Chaplain's Assistant					-
RRI Age Group	RRI Leadership Position	Start Date	End Date	Yrs	Mnth																																																												
	Active FCF Member					-																																																											
	Asst. Patrol Officer																																																																
	Commander																																																																
	Jr. Commander																																																																
	Jr. Guide																																																																
	Lt. Commander																																																																
	Outpost Chaplain																																																																
	Outpost Chaplain's Assistant					-																																																											

Training Planner					
Training Title		Start Date	End Date	Plan	
Buckargo / Straight Arrow Training Conference (BSC)		10-09-2000	10-12-2000	Go	+
Buckargo / Straight Arrow Training Conference (BSC)		10-09-2000	10-12-2000	Go	
Buckargo / Straight Arrow Training Conference (BSC)		10-09-2000	10-12-2000	Go	
Buckargo / Straight Arrow Training Conference (BSC)		10-09-2000	10-12-2000	Go	
Buckargo / Straight Arrow Training Conference (BSC)		10-09-2000	10-12-2000	Go	



This function supports the creation or management of leadership and training records.

The "Leadership Positions and Training History" screen is split into two areas:

Leadership Positions: This is where you add the leadership positions Rangers and leaders have held previously or hold currently.

Training History: This is where you will track what training the Ranger or leader has attended or plans to attend.

SERVICE ACTIVITY & PLANNING

This function supports the creation or management of service records.

Royal Rangers should always be willing to help the local church, section, or district. There are many opportunities to provide Christian service. In fact, certain quantities of service hours are required for several of the Medal advancements. All service projects need to be properly tracked or documented. The data manager provides two approaches for entering services records:

Individually: When only one person provides a service, enter the pertinent information on the individual's training record.

Planner: When more than one person is involved with providing a service, use the Service Planner to set up the event and add all attendees.

CHARTERING

This function supports the creation or management of your outpost chartering activity. "Charter History" manages the chartering process for your outpost. By default it displays the current charter year of all Rangers and leaders marked as chartered as part of their personal information.

RRDM also allows you to easily create a new chartering year and add chartering information for all current, active Rangers and leaders. The process of building a new chartering year begins in the "Preferences" screen, located in the Administrator Functions area of RRDM.

RRDM REPORTS

There are a number of reports that can be generated in RRDM. RRDM provides the local outpost with the ability to print all of the personal information for the entire outpost or for a single Ranger or leader.

DATABASE MANAGEMENT

The key to a successful data management strategy begins with a proper backup strategy. RRDM provides a number of options to allow you to successfully backup and restore your data. These include:

- Installing a new version of RRDM
- Backing up the database
- Restoring the database from a backup
- Exporting the database
- Importing the database

Finally, technical support is also provided. A website has been set up to help track any issues, errors, and FAQ's related to the RRDM. It provides the latest copy of the user's guide. The website is www.rrdm.info.

Tier 1 technical support will also be provided by each district. Your district has a RRDM support team that will be your point of contact should you have technical problems or questions that you can't solve either on your own or by visiting the www.rrdm.info website. The contact information for your district can be found by going to the "About Database" screen in the RRDM and clicking on the Tech Support button. The latest contact information can also be found on the www.rrdm.info website. Please note that these leaders are providing this service free of charge and, like most leaders, have jobs and families to support. Therefore, please be patient and courteous when contacting a member of the support team.

RRDM — a database tool to effectively and efficiently manage your outpost!



Intentionality

by Brian Hendrickson

National Programs and Curriculum Coordinator

Recently a visitor to the national office wanted to learn how the Royal Rangers Ministry was revamped. Commander Mariott explained how God had blessed us with the leaders who had the appropriate talents to make necessary changes to Royal Rangers. However, what came out clear in our conversation was the intentionality on the part of Commander Mariott to go after the right men. This visitor made a statement that surprised him. "You mean you specifically targeted certain men to come work on this project?" Commander Mariott was surprised by the visitor's comment because he has taught and practiced this principle for years. Maybe it would be best to go back a few years and tell how Commander Mariott and others have put the idea of intentionality into practice.

Around 1981 Commander Mariott started working in the local outpost. His first few months probably paralleled the experience of many commanders. Within a very short time, the senior commander left the outpost, the boys started thinning out, and the

number of leaders available to work with the boys was almost non-existent. Commander Mariott knew this had to change. He wasn't used to this type of operation (one run on a shoestring) with no help. Although the church had less than 100 members on any Sunday morning service, he did not see this as a challenge to finding the right leaders. He began to look for the right type of people to fulfill certain roles in the outpost. He looked for their strengths and their weaknesses, so he could put them in the right positions. It didn't take long until the number of boys was 85 plus with 20 commanders. And yes, there was a waiting list for new commanders. Those on the waiting list had to complete their LTC training prior to becoming a commander. As you can imagine, Commander Mariott quickly rose in the ranks of Royal Rangers leadership, becoming the district commander in 1989 for the Northern California/Nevada district.

In 1999 Commander Mariott was asked to come to Springfield, Mo., to revitalize the Royal Rangers ministry. He spent three months assessing the needs of

the national Royal Rangers office, then intentionally went after the men he knew were needed to make the changes. He came up with a list: 1) a project manager who could organize people, projects, and timelines; 2) a curriculum developer with a strong background in education; 3) a pageantry coordinator able to organize and improve the Camporama and Rendezvous; 4) a World Missions coordinator able to take on the task of Royal Rangers International; 5) someone with great computer skills and procurement ability; 6) a building tradesperson able to manage the necessary work at Camp Eagle Rock and a managing team to keep it running right; and 7) an editor with creative skills in publications.

"OK, that is fine for Commander Mariott, but can I do it?" you're asking. The next question is this: "What specifically can I learn about Intentionality?" Below are four steps toward implementing Intentionality—not an exhaustive list but a beginning.

STEP ONE: IDENTIFY

First, you have to be honest with yourself and the process by not allowing one rock to be unturned! It is your job, or the job of the team you have collected, to assess the needs of the outpost. You might not need just good teachers. You might need to find a detail-oriented person who can operate as an advancement coordinator for the outpost.

Not everyone is good at identifying needs. Maybe your background is not one of developing a strategic intent, or troubleshooting, but you can ask for help. Is there someone in your church who has demonstrated his ability to run a successful business? Here is a clue—try to find someone who has started his own business and made it a success. Ask him to assist you or show you how to identify the needs of your outpost.

STEP TWO: INVESTIGATE

When looking for the right leaders for your outpost you need to learn how to ask the right questions. It is more than just finding out a name and age. It is a misconception to ask how long they have been in Royal Rangers, believing that this will be a major factor in determining if they are right for the outpost. Length of service does not always equate with ability. When you first meet, ask questions. Here are 3 to 5 questions that can get you started:

"Tell me about your family?" This will reveal how much he values his relationships within his family. You will learn about his devotion to

his wife and children by how he describes them in conversation. If he speaks with demeaning terminology, that should throw up a red flag. Understanding his family dynamics will reveal if he could work well with boys and leaders. The stability of the family will be directly related to his stability in any ministry commitment.

"What do you do, or have you done, for a living?" This will give you insight into his skill set. You will learn if he likes his work and if he has

gained a great deal of knowledge from his work experiences. You should try to determine his primary and secondary motivational skills. There are three major skill areas to consider. Is he a "head" person with a primary skill working with mental strengths? Is he a "heart" person more skilled in his ability to relate to people? Or is he a "hands" person with primary skills of working with his hands?

"What are your interests?" Knowing what hobbies or interests he has outside his job will indicate if he would do well with taking boys and leaders on outings and have the desire to explore new areas. This will also demonstrate if he is a learner or just content with his present situation.

"What do you see yourself doing in one year (when asking a commander about a local outpost commitment) and three to five years (when asking a commander about long term plans)?" This will help you determine if he is a planner, a forward thinker. Does he desire to improve his position at work, does he desire to expand his ministry, and does he desire to become more spiritually mature?

STEP THREE: INVEST

If you have taken the Discipleship LTA module, you can appreciate the value of the mentoring process. The most important part of investing is training. This means more than just training men in Royal Rangers knowledge with the LTA, but also in organizational, managerial, and people skills. If these are not your skills, then you need to find the right people to help you train your leaders in these areas. It is OK to admit that you are not Superman! However, the daily input, the time you spend with those leaders each week, will create a bond of friendship and trust that will be hard to break.

STEP FOUR: INCLUDE

If the people you are working with feel like they are part of the plan, part of the team, then they are

**If the people
you are working
with feel like
they are part of
the plan, part of
the team,
then they are more
likely to take
up the cause,
support the team,
and promote the
prospects
for change.**



more likely to take up the cause, support the team, and promote the prospects for change. It is important to make each person a part of the process, but understand that as more people get involved, your ability to include them becomes more difficult. Most people can maintain a close circle of influence with five or six people. Once this group becomes larger, you will need to become more intentional and train your inner circle of influence to create their own circles of influence so others can participate.

Communication is vital. Don't hide important information the group needs just because it might cause some initial friction. Case in point: National Royal Rangers Ministries let the field know that change was occurring and gave them an overview of the plan in 2000. This caused controversy for two years, until the new materials were released. However, clear communication became a valuable asset to the overall ministry field prior to the release of the new materials. There were no surprises!

A concluding story: one commander entered a fledgling outpost at a fairly large and healthy church. He was asked to work as a commander with some older boys. Quickly his group began to grow, and the pastor asked him if he would take on the role of senior commander. This commander, knowing his time constraints, realized that the best thing to do was to train a senior commander to take over. This commander took the time to identify the strengths and weaknesses of the outpost and its leaders. It was apparent that none of the men were the right one to become the senior commander. In fact, it was very apparent that some of the men probably were not serving in their giftings! A man asked to work with Royal Rangers but had little Royal Rangers knowledge. However, the commander quickly assessed that this man was the right man for the job

of senior commander. This man had quickly risen in the ranks of the business world, becoming a regional manager of a national well-known company. In addition, this potential new leader had the time to devote to the role of senior commander, and he had a young son who would soon be in Royal Rangers.

Immediately, the commander began to invest in

the life of this new Royal Rangers leader and others in the outpost, including a husband and wife team he discovered would be necessary to revitalize the younger age groups. After six months of training, mentoring, and working on activities together, the new commanders were given the challenge to triple the size of their groups by the end of the year, just four months away. At the beginning of the training, the outpost was running between 30 and 35 boys and seven to nine commanders. By the end of the year, the outpost was running 85 boys with 17 commanders. The time was also ripe to hand over the reins of the outpost to the new Royal Rangers leader. Were there other men who had more Royal



"Tell me about your family?" This will reveal how much he values his relationships within his family. You will learn about his devotion to his wife and children by how he describes them in conversation.

The stability of the family will be directly related to his stability in any ministry commitment.

Rangers knowledge and experience already working in the outpost who could have been trained to be the senior commander? Absolutely, but they were not the right leader needed for that church at that time.

Did you notice the process? This commander took the time to learn how to do this from Commander Mariott. First, he identified the issues; investigated in order to find the right leader(s); invested in their lives through training; and included them in his life through activities, mentoring outside the walls of the church, and constant communication.

Can everyone do this? Maybe not, but if you take up this challenge and seek out the people who could come alongside and provide that direction and ability, you can change your outpost. Put intentionality to practice! By doing so you can develop a "world-class" outpost.



HEALTH BYTES

by Joan WISEMAN

STROKES: *What You Need To Know*

Strokes are not frequently a topic of casual conversation around break time, lunchtime, or really anytime, unless, of course, someone you know has had one. Then, there's a lot of head shaking and tongue clucking, but too often, very little in the way of understanding.

Most people know strokes can be seriously debilitating, but there's much more to know that can lead to the prevention of strokes or at least their too-often lifelong crippling effects.

A stroke is referred to as a cardiovascular accident. Many accidents are preventable, and most strokes are not an exception. Our heredity and lifestyle help determine if we will have a stroke or not.

While most consider stroke a disease of older people, many of the factors that influence whether or not one will have a stroke occur when one is young.

Some of the predisposing factors for strokes that can be controlled are being overweight, eating an unhealthy diet, lack of exercise, diabetes, smoking, stress, high blood pressure, and high cholesterol.

Factors that cannot be controlled include family history of stroke and being male. It is important to take control of the factors that we can early in life; however, any positive change made even at an older age help to protect us.

There are two kinds of strokes:

- 1) A blood vessel breaks and there is bleeding in the brain and
- 2) Far more common, a result of a clot or piece of plaque blocking an artery.

The symptoms for either type of stroke are the same. Symptoms may include paralysis, speech difficulties, difficulty swallowing, visual and sensory disturbances, or loss of consciousness. People sometimes

have mini strokes, where they will have numbness or tingling on one side of their body, visual disturbances, dizziness, or weakness in the face or hand. This is usually transient, and symptoms go away in a short time. However, if these symptoms occur, they should not be ignored. Left untreated, many people will develop a full-blown stroke within the next few months.

Here are three questions to ask to tell if someone is having a stroke:

- Ask the individual to smile,
- Ask him to raise both arms,
- Ask him to speak a simple sentence.

If the person has problems with any of these activities, then he is possibly having a stroke, and 911 should be called to transport him to the hospital immediately.

I would like to emphasize that these are not the only symptoms of a stroke, and if a person is having difficulty—such as difficulty walking, severe dizziness, visual disturbance, or numbness on one side of the body—he should immediately be taken to an emergency care facility. There are now drugs available

that can be given during a limited time after onset of symptoms that may completely reverse the outcome of the stroke.

As always, an ounce of prevention is worth a pound of cure. Some important prevention options we have are to change lifestyle habits that may lead to stroke: lose weight if needed, eat healthy, control blood sugar if a diabetic, and maintain a normal blood pressure and cholesterol.

Screenings are available that will help identify blocked carotid arteries, which are present prior to many strokes but do not present symptoms. If you are interested in having a Life Line Screening done, please call 1-800-324-1851 for the screening nearest you.





FAMILY CONTRACT for Online Safety

Kids' Pledge

- 1.** I will not give out personal information such as my address, telephone number, parents' work address/telephone number, or the name and location of my school without my parents' permission.
- 2.** I will tell my parents right away if I come across any information that makes me feel uncomfortable.
- 3.** I will never agree to get together with someone I "meet" online without first checking with my parents. If my parents agree to the meeting, I will be sure that it is in a public place and bring my mother or father along.
- 4.** I will never send a person my picture or anything else without first checking with my parents.
- 5.** I will not respond to any messages that are mean or in any way make me feel uncomfortable. It is not my fault if I get a message like that. If I do, I will tell my parents right away so that they can contact the service provider.
- 6.** I will talk with my parents so that we can set up rules for going online. We will decide on the time of day that I can be online, the length of time I can be online, and appropriate areas for me to visit. I will not access other areas or break these rules without their permission.
- 7.** I will not give out my Internet password to anyone (even my best friends) other than my parents.
- 8.** I will be a good online citizen and not do anything that hurts other people or is against the law.

I agree to the above.

I will help my child follow this agreement and will allow reasonable use of the Internet as long as these rules and other family rules are followed.

Child sign here

Parent(s) sign here

For further information visit http://www.safekids.com/contract_kid.htm



Jim White, the Cowboy Caver

by Peter HILDEBRANDT

If you ever travel with your family to southeast New Mexico, you may have a chance to visit this area's leading attraction, Carlsbad Caverns National Park. But just over 100 years ago, few people knew of the cave's existence. Luckily for us, one young man's curiosity led to the discovery of this underground wonder.

Jim White, an 18-year-old cowboy, was looking for lost cattle in southeast New Mexico Territory, but something else caught his eye. Jim fought the urge to head home. He was hot, dry and dusty, and the sun was nearly down. A swirling black cloud rose from the hills nearby.

Jim got off his horse and walked across the rocky, cactus-filled ground until he reached the strange sight. The cloud was like none he'd ever seen before, twisting up from a big hole in the ground—and made of bats.

Where were all the bats coming from, and how deep was the hole at Jim White's feet? Jim threw a torch of sticks and brush into the hole. The flame fell about 200 feet.

A few days later, Jim took a lantern, axe, wire and rope and went back to the cave. He didn't tell anyone. This time the sun was shining right overhead when he reached the cave. Jim made a ladder from the rope and some wood and lowered himself down. He thought he'd reached the bottom, but he had really only made it to a ledge above the true bottom of the cave. Jim had run out of ladder, but still had to get to the cave floor.

Curiosity overcame his fear and he climbed down the rock wall, using its natural hand and footholds until he was down. Now he could really explore his discovery. Jim wandered through a world of stalagmites and stalactites that glowed in the light from his lantern. These formations vibrated like organ pipes when he thumped them with his fingers and reflected in the mysterious dark cave water at his feet.

Then his lantern went out, and Jim panicked. Luckily he had an extra canteen filled with oil. Jim struggled in total darkness to fill his lantern and light his way again. Jim was glad he had left little chunks of rock the whole time he walked. He followed these pieces when he was ready to head back out into daylight.

Once the excitement and danger of entering the caverns lessened, Jim still faced challenges. Now he could not seem to get anyone to believe the sights he'd seen were real. No one wanted to return with him to

explore. One friend took Jim to the Carlsbad Library and showed him books about Mammoth Cave, Ky. "What you're telling me," said the other young man, "sounds even bigger than this. You couldn't have found anything to compare with the cave in Kentucky, Jim!"

But Jim would not give up. He was certain they would believe him—if he could only get someone to go with him. At last he found a Mexican boy who wanted

to go with him to the cave. Though the boy spoke little English, Jim was glad to take him along. The pair stayed in the caverns and explored for three days. Toward the end of their visit, kerosene leaked from Jim's pack onto his back. The boy held his torch too close to Jim and his back burst into flames. Luckily the boy was calm enough to throw his own jacket on Jim's back—and save his life.

Jim White got tired of trying to get people to explore the cave with him. But eventually he did manage to interest a man in mining the rich bat excrement, called guano, from the cave.


For 20 years nearly 100,000 tons of this valuable fertilizer were mechanically mined from the cave and taken west to California for use by fruit growers.


When visitors at last came to see the caverns, Jim White used the old system of buckets from the guano-hauling operations to lower people into the cave entrance.

By the early 1920's word finally spread about the wonders of what would soon be called Carlsbad Cavern. Jim and his wife, Fannie, charged admission and furnished food and lodging for these early cave visitors. Jim offered free tours to those who could not afford to pay and to the occasional writers and newspaper reporters who showed up.

National Geographic did an article on the caverns, and the U.S. government realized the value of this scenic, geologic wonder. President Calvin Coolidge proclaimed Jim White's now-famous cave Carlsbad Cavern National Monument in 1923. Jim was chief ranger at Carlsbad for several years.

When Jim White died in 1946, Carlsbad's famous cavern had been explored by over 2.5 million people. If you ever have the chance to visit Carlsbad, you'll be glad young Jim White was curious enough to investigate the strange cloud of bats. He'd be glad too, that you took his advice and discovered the wonders of the cavern for yourself.





Hiking to Heaven

by Steve D. Eutsler

While hiking on the Appalachian Trail in the Smoky Mountains this past summer, I began to think about how life is like walking on a pathway. After all, the Apostle Paul compares the Christian life to a walk. He says to "walk in a manner worthy" (Ephesians 4:1, NASB). But, if someone isn't careful, fear may prevent a person from ever beginning the journey, especially the hike to heaven. If would-be hikers focus on their fears of heights, snakes, heat, or bugs, they will probably stay in their motel rooms.

LIFE IS ABOUT A SERIES OF UPS AND DOWNS

On the trail, hikers encounter a constant change of scenery: first hills, then valleys, followed by more hills, and valleys, etc. No trail

goes up or down forever. "Into every life, a little rain must fall." If it weren't for going uphill, one would never enjoy the ease of traveling downhill. Bad times help a person to enjoy the good times even more. Some parts of the trails are smooth and easy, like it is in life. But the best view comes from looking down from the mountaintop into the valley or from the valley looking up to the mountaintop. Every life has its share of rough and rocky places. Some can be quite dangerous. Yet, they also provide the greatest challenges and the best sense of accomplishment once conquered.

While all trails vary somewhat, sooner or later they each possess unique challenges to the hiker, if nothing else the challenge of sheer boredom. How many Christians succumb to temptation just because they lose interest in their Christian walk or have no difficulties to overcome?

While all trails vary somewhat, sooner or later they each possess unique challenges to the hiker, if nothing else the challenge of sheer boredom.

LIFE IS ABOUT HAVING A PLAN

Before hikers leave on the trail, they must anticipate the amount of food and water needed. Then a decision must be made about how heavy a load they can carry. They must calculate the length of the trail to cover. Hikers must decide if they are up to the challenge—physically and mentally. Even the Lord Jesus, despite His desire for everyone to be saved, wisely advised people to count the cost before they start out as His disciples (Luke 14:25-33).

Many factors figure in during planning for a hike. It helps to have the proper clothing, footwear, hat, backpack, and other equipment. Hikers need to consider the starting and finishing times. Will there be sufficient daylight? What will the weather be like? Who plans to go along? Will there be children or senior adults on the trip? Will a guide be available? It is reassuring to know others have blazed the trail before and know how to make the journey. What is the purpose of the hike? To see or experience something—waterfalls, views, rivers, maybe wildlife? Or is the goal just to enjoy the great outdoors and to get some exercise?

All of the above applies to the Christian life. Paul lists the proper equipment in Ephesians 6:11-18, right down to what shoes to wear! Christ has gone on before to clear the way. Plus, He waits at the end of the trail to encourage His followers to finish strong (Hebrews 12:1-3).

LIFE IS ABOUT DEVELOPING FLEXIBILITY

Rocks, mud, and rivers must be maneuvered around on the trail. The weather must be adjusted to along the way. More than one trail starts out smoothly, only to turn strenuous. Other complications can develop as well, like allergies or injuries. Physical stamina makes a world of difference. Are

the hikers in shape? Have they been in training for the event? If not, the hikers may not make or might take longer than the rest to reach their destination. Seldom do hikers anticipate everything they will encounter on the trail. Some surprises will be serendipitous, like a beautiful mountain view; others will be scarier, like a bear or snake.

LIFE IS ABOUT PAYING ATTENTION

On the trail, it is easy to start thinking about the problems back home if a person is not careful. Lots of hikers have missed out on beautiful flowers along the edge of the trail because of preoccupations with the stresses of life or career. Colorful blooms and birds await the attentive hiker. Wildlife hardly ever calls attention to itself, but it's there for the watchful eye.

If they are not on guard, hikers can be startled by something unnecessarily, like a small chipmunk or bird. What momentarily caused great consternation later provides cause for laughter at oneself. More seriously, they might fall and seriously injure themselves if they don't pay attention to where they are going!

The Christian life can be filled with beauty if believers look for it. Individuals decide whether or not to take the time to savor moments of answered prayers and gracious blessings. If not, they won't enjoy the hike as much as they could if they will "watch and pray."

CONCLUSION

With the proper precautions, plan, flexibility, and attention, hikers can reach their destination in life quickly, smoothly, and pleasantly. So many start only to stop short of the end of the trail. As lovely as the Smoky Mountains are, heaven must be an even more beautiful place. The same Creator made them both. When the child of God gets to heaven, all the effort will feel worthwhile. The sense of satisfaction will last long after the hike is over.





Devotionals for Boys

by David BOYD

OBJECT LESSON 1:

The Lord Is My Shepherd?

ITEMS NEEDED:

A stuffed sheep or picture of a sheep

Read the opening verse of Psalm 23 and explain how God often uses analogies or pictures to teach us. Ask the boys why the Lord is called "our Shepherd." What does God want us to learn by that? Answers include God will watch over us, take care of us, etc.

Explain how important the shepherd was in Bible days. He protected the sheep from danger, led them to water and good grass, bound up their scratches and wounds, went after them when they were lost, etc.

Ask the boys to talk about our Shepherd wants to do for us. Will God take care of us when we are lonely or when things go wrong? (It is important to remind the boys that difficult times happen to Christians. God promises to help us during difficult times.)

Talk about how the shepherd can protect the sheep as long as the sheep stay with the shepherd. If a sheep leaves, the shepherd can't protect the sheep. We must live our lives for Jesus. He will take care of us if we give Him our lives and trust Him.

Talk about why people sometimes turn away from God. Often they turn away from God because they think life will be more fun. They can turn into drunks, drug addicts, or end up in prison. God is our protector and our strength. God watches over us if we give Him our lives. Keep living for Jesus! Keep following your Shepherd.

OBJECT LESSON 2:

I Shall Not Want

ITEMS NEEDED:

A stuffed animal (or a real pet), a can of refried beans with a dog food wrapper wrapped around it

"Last lesson we talked about Jesus being our Shepherd. Today we want to talk about what the Bible means by 'I shall not want.'"

Show the kids the stuffed animal or the real pet. (A real pet is always very exciting for your boys.) Talk about taking care of a pet and what making sure the

pet doesn't "want" for anything requires. Open the can of beans with the dog food wrapper on it. To the kids the can will look like dog food. Talk about what's in dog food—everything the dog needs to remain healthy and well. Talk about what the shepherd does to make sure his sheep remain healthy.

In Psalm 23, God's Word shows us a picture of how God will care for us. He will care for us like a shepherd cares for his sheep or like we care for our pets. Explain that God sees us as children, not as pets. One of the ways we are to pray is, "Our Father." God wants us to know we are His children and He will care for us like a shepherd cares for his sheep.

Sniff the "dog food" beans. Pretend to wonder what dog food tastes like. The kids will probably dare you to eat it. Take them up on their dare and eat some. Then, show them that it is really refried beans. If you wish, bring out some tortilla chips and some cheese and let them have a snack.

Remind them that as long as they remain God's child and live for Him, He will help them throughout their lives.

OBJECT LESSON 3:

He Restores My Soul

ITEMS NEEDED:

Old English furniture polish, some rags, and an old wooden chair that will look nice once polished

Bring out the old chair and ask what they think of it. Does it look nice or valuable? Bring out the polish and let the boys take turns "sprucing up" the chair with rags. When they are about half done, stop them and read the first half of Psalm 23. Point out, "He restores my soul." Explain that what you are doing to the chair is called "restoring." With extra work, you can make the chair look really nice again.

Ask the boys why we might need to have our souls restored. At times we get hurt or discouraged. There are times we don't know why things happened. Perhaps your mom got sick, or your dad lost his job, or you have to move. When we are discouraged, God comes and encourages us. He will restore our souls. Have the boys keep working on the chair. Remind them that when they get discouraged, lonely, mad, or sad, they can pray and ask God to restore their souls.

When the chair is done, take a picture of the boys around the chair. Make copies to remind them about what they did together and that God will restore their lives!

OBJECT LESSON 4:

I Will Live in the House of the Lord Forever

ITEMS NEEDED:

Video game cartridge, baseball mitt, soccer ball, TV or "TV Guide," computer keyboard

Ask, "What do you like to do?" Give the boys time to answer. "There are a lot of fun things for boys to do. Each of us spends a lot of time doing the things that we love the most."

Read all of Psalm 23. Ask the boys about what they feel the psalmist is trying to say when he writes, "I will live in the house of the Lord forever." "Is he saying that he loves going to church? That he is planning on living with God forever in heaven? He may be saying all of these things."

The psalmist is expressing appreciation for the Lord, who is his Shepherd. The Lord has promised to care for and watch over him. The Lord has promised to restore him when life is difficult and protect him when there is danger. The psalmist in turn makes a special promise—to live for God forever and to go to the house of the Lord (church).

Ask the boys if they would like to make that same promise. Would they like to tell the Lord they will live for Him forever? Hold up the objects. It is fun to play ball, watch TV, and work on the computer, but it is the time we spend with the Lord that will change our lives forever.

Lifesaving Work

Bill (3Hats) Parker

*North Carolina FCF president and assistant professor
Duke University Medical Center department of Surgery*

Sitting at my desk, thanking the God whom I serve for our latest scientific breakthrough discovered just yesterday morning, I reflect on this coming weekend when I will forget about being a professor in the Surgery department at Duke. Even though I am a scientist in the greatest surgery department in the world in terms of its science and even though I have lifesaving work that needs to be done, there are other matters that require my attention. This coming weekend, I, the FCF president in North Carolina, and other officers of our FCF chapter will meet with a group of men who will soon help us to double the size of the FCF in North Carolina, which is already growing strong.

As a Royal Ranger growing up in Arkansas, I never would have dreamed that God could use me in such a fashion. How can God use a man such as myself for such great tasks? Actually, I can think of a lot of possible reasons. A surprising answer, yes? It's my business as a scientist to think of reasons for things—I hope you understand. Maybe God is able to use me because He provided me with a number of professors who took an interest in my scientific career, from my undergraduate days, through graduate school, two post-doctoral fellowships, and even during my first years as a professor. Yep, that could be it. (Some "FCF-speak" will sneak in to my normally stilted prose. I hope you understand.)

Maybe God is able to use me because He saw to it that I was very well trained to work with boys, sending me to all sorts of training inside and outside of Royal Rangers and providing me with incredible mentors in Royal Rangers, men who really loved me and who watched out for me. Yeah, maybe that's it.

Actually, it could be because I have stuck with things, never quitting. When you start working hard as a child on particular issues, whether they are the Royal Rangers program or scientific studies, you tend to make good progress after more than 20 years. It doesn't even take 20 years to see results. It only takes a few years to get your Gold Medal of Achievement and to get your first scientific paper published. However, God can really do cool things if you really stick with things. Maybe that's why God uses me; that could be it.

On the other hand, maybe waiting for God to give me the right person as a spouse and being very faithful to that spouse is the key. Maybe that's it.

Well, the training and mentorship that God provides are key ingredients, and sticking with things over the long haul are really important, and there are other important things as well. But let's face it: None of those are the main reason that God uses somebody.

The key is to be sold out to God. I know it sounds pretty easy, but before you draw that conclusion, read on. It's easy to tell if you're sold out; you tell by your fruits. That's what the Bible says. When somebody at school or on the highway makes a vulgar gesture at you, does it make you mad, or does a love and compassion directly from the Holy Spirit flow out of you? Do you feel God's love for that person who obviously is not walking with the Lord? When you hear on the radio that somebody is fighting against the legislation that would prevent partial birth abortion, does it anger you? When you see or hear that innocent people are being hurt, does that anger you? These latter questions are harder than the first. Should these things anger you? The answer is that it depends. Does the Spirit of God flow out of you in love or in anger? If you indeed know God's voice and His anointing, you will know that His Spirit flows in love the vast majority of the time and that in the rare (and very temporary) event when His Spirit flows in anger, you will still know it is His Spirit.

On the other hand, if you in your own wisdom and mind become angry or argumentative, then you have taken yourself to a place where God can no longer use you. This is the key. I believe the Spirit says we must keep ourselves in a place where the Spirit of God can use us, regardless of the circumstances, regardless if justice is being done, regardless if the right thing is being done, and regardless if things are going the way we think they should.

It's all like waves around a boat—it just doesn't matter! (Read Matthew 14:30 about what happened to Peter when he tried to walk to Jesus on the water to understand this analogy.) Just keep focused on God, and let His Spirit flow through you.

How indeed can God use such a flawed and imperfect person such as myself? The same way He will use a flawed and imperfect person such as you. Humble yourself before Him. Disregard your own thoughts, no matter how logical or even righteous they seem (Do not lean to your own understanding.), and allow His Spirit to flow through you. With that River of Living Water flowing out of you, you will be used of God in a way in which you cannot even imagine. The adventure will be higher than you can dream and much greater than you could ever handle. But don't worry, you won't be in control. God will be in control.



THE ADVENTURE

*Exploring God's Plan
For Our Lives*

July 17-21, 2006



**Need Royal Rangers program resources, leader's supplies,
uniforms, merit information or awards?**

Planning a campout and need tents, supplies, or backpacks?

Gospel Publishing House has everything you need.

To receive a **FREE** catalog of all available Royal Rangers products
or to place an order, simply contact us.



Call: 1.800.641.4310 • Fax: 1.800.328.0294
Intl. fax: 1.417.862.5881 • Visit: www.royalrangers.ag.org



Jack & Alex's "I SPY" Project

by Loretta CARAVETTE

Jack decided he wanted to make a print of his bulldog Zeb's paw. So they went to Jack's house. There they got together everything they needed.

THINGS TO BUY:

- Plaster or Sculptamold (You can buy these at an art store or craft shop.)

THINGS YOU SHOULD HAVE AT HOME:

- Water
- Disposable container (a plastic bowl or bucket)
- Mold (anything, as long it is not made of paper, such as a small plastic container, a baking pan, or a coffee can)
- Paper towels
- Covering for work area
- Old clothes you don't mind getting dirty
- One cup measurement
- Something for testing and smoothing (a craft stick, a small spoon, or even a twig)

THINGS TO MAKE IMPRESSIONS OF:

- Your dog's, cat's, hamster's, or even pet ferret's paw (Make sure you wash off their paws after you're finished.)
- Plastic insects or spiders
- Seashells
- Your own hands or feet

STEP ONE

Jack poured one cup of plaster into an old plastic bowl. Alex measured out one cup of water and slowly added it to the plaster as Jack stirred. The plaster should have a texture like toothpaste. (But don't eat it!)

Jack poured the plaster into a square plastic tray that was to be his mold. Then he gently tapped the side to get rid of any air bubbles. Alex used a small spoon to make the top smooth and even. The plaster is ready when you insert your stick and it leaves an open mark in the plaster after you remove it. They had to wait about a minute for it to set.

STEP TWO

Jack's bulldog, Zeb, learned how to sit, lie down, and shake on command, so it was easy for Jack to make him sit and to place his paw in the plaster. Jack did need Alex's help to hold Zeb so he didn't move.

Jack held Zeb's paw in the plaster as he counted to 10. He then carefully lifted it out of the plaster. It was a perfect print of the bottom of Zeb's paw. If Jack hadn't made a clear impression, he would have just smoothed it out and tried again.

With the stick, Jack wrote Zeb's name and the date. He and Alex added a few plastic bugs and a couple of cool rocks by pushing them down in the plaster.

STEP THREE

The next day the plaster had hardened. Jack took it out of the mold. Now he could paint it, carve it, or just leave it as it is.

Give it a try. And see if you "spy" something you never noticed before!

OKAY, RANGERS. WE'VE PRACTICED A LOTTA HOURS, AND I THINK YOU'RE ALL READY FOR YOUR FIRST RAPPEL INTO A CAVE.

BUT THE QUESTION IS--DO YOU THINK YOU'RE READY?

YES, SIR!

ROYAL RANGERS ADVENTURES

STORY AND LETTERS BY CRAIG W. SCHUTT
ART BY JAVIER SALTARES
COLOR BY CRAIG & MARSHA SCHUTT

IT'S COMPLETELY NATURAL TO FEEL A LITTLE **NERVOUS**, MARVIN. WE'VE ALREADY THROWN DOWN SOME GLOW STICKS, SO ALONG WITH YOUR HELMET, YOU SHOULD HAVE **PLENTY** OF LIGHT.

I-I'M OKAY. I'M READY.

THEN YOU KNOW THE DRILL--JUST LIKE WE PRACTICED.

ON BELAY?

HERE WE

Go!!!

BELAY ON, DUDE.*

WOW...

* "RAPPELLING SHOULD ALWAYS BE DONE WITH A BUDDY, WHO IS YOUR SAFETY MAN, OR BELAYER. THE WORD BELAY MEANS TO STOP OR SLOW DOWN. THE BELAYER IS RESPONSIBLE FOR SLOWING OR STOPPING THE RAPPELLER..."

--PG. 137, EXPEDITION RANGER GUIDEBOOK.



...THIS IS WAY BEYOND AWESOME.



TANK!

ALBERT!

I THINK THERE'S SOME CAVE DRAWINGS ON THE WALLS DOWN HERE!

SEVERAL MINUTES (AND RAPPELS) LATER...



YOU SEE, WE'RE DEFINITELY NOT THE FIRST TO GATHER 'ROUND THIS CAVE WALL. THIS DRAWING IS MORE THAN 500 YEARS OLD...

THAT'S WHY WE'RE NOT SUPPOSED TO TOUCH IT, RIGHT?

RIGHT, AL.

WHATTYA THINK, MARVIN? SEEMS LIKE YOU'RE NOT VERY NERVOUS ABOUT ALL THIS ANYMORE...

I'M NOT SCARED. I'M AMAZED. CAN'T WAIT TO SEE MORE.

YEAH. GOD PUT TOGETHER ONE AMAZING WORLD WHEN HE MADE THE EARTH.



NO DOUBT!

"EVER SINCE THE CREATION OF THE WORLD HIS INVISIBLE NATURE, NAMELY, HIS ETERNAL POWER AND DEITY, HAS BEEN CLEARLY PERCEIVED IN THE THINGS THAT HAVE BEEN MADE..." ROMANS 1:20 (REV).



America's Theme Song

by D.M. FLYNN

The national anthem of the United States is "The Star-Spangled Banner." A national anthem is like a theme song. The theme song of your favorite TV program tells you something about the show and its characters. A national anthem tells you something about a country and its people.

The story of "The Star-Spangled Banner" is three stories rolled into one. First, there is the story of a gentleman's club and its theme song. Next, there is the story of a lawyer who risked his life to save a friend. Lastly, there is the story of a giant flag that has inspired countless people.

A MUSICAL CLUB

A group of gentlemen formed a club in London, England. Members gathered to hear musical performances. After dinner together, they sang in harmony. The men called their club the Anacreontic (a-NACK-ree-ON-tick) Society. Anacreon (a-NACK-ree-on) was a poet. He was born in Greece about 582 B.C. His poems celebrated life and love.

The men in the Anacreontic Society decided that they needed a theme song. Member Ralph Tomlinson, a London lawyer, wrote a silly poem to Anacreon. Another member, composer John Stafford Smith, wrote music for the poem. Now the club had an official theme song: "To Anacreon in Heaven."

A GIANT FLAG

Fort McHenry in Baltimore, Md., had a new commander, Major George Armistead. He wanted a new flag for the fort, one large enough for the British to see from far away. Mary Pickersgill made flags for ships. She agreed to make the flag for the fort. Her 13-year-old daughter, Caroline, helped her.

The flag was 30 feet high. That is the height of a three-story building. The flag was 42 feet long, or about four stories. Each star was more than two feet wide. They gave the flag to Major Armistead in August 1813. Now Fort McHenry had a flag everyone could see.

A POET IS BORN

Francis Scott Key was born August 1, 1779. He had one sister named Anne. They lived with their parents on a large farm in Keymar, Md.

When Francis was 10 years old, he moved to Annapolis. He lived with his grandmother and attended school. He was a good student and studied well. He graduated first in his class when he was 17 years old.

Francis decided to study law. He opened his law practice when he was 22 years old. The next year, he married Mary Tayloe Lloyd. He called his wife "Polly." They had 11 children. Francis was a loving husband and father. He was also a skilled lawyer who knew many people.

From the time he was a child, Francis liked to write poems. He enjoyed writing silly songs. As an adult, he wrote poems to Polly and their children. Sometimes he wrote new words for popular songs. He wrote a song called, "When the Warrior Returns." The melody was from "To Anacreon in Heaven."

A BRAVE MAN

In 1814, British soldiers arrested an American named William Beanes. He was a medical doctor. Francis knew he had to act quickly to help his friend. He asked President Madison for permission to talk with the British.

President Madison allowed Francis and Colonel Skinner to meet with the British soldiers. Colonel Skinner had helped to free other prisoners.

Francis used his skills as a lawyer and a speaker. He told the British that Dr. Beanes had not committed a crime. He showed them letters from British soldiers. The men wrote that Dr. Beanes had taken good care of them.


The British agreed to free Dr. Beanes. But they said the

three Americans could not leave the British ship until after the attack on Fort McHenry. The British were afraid that the Americans would warn the men at the fort. So Francis, Colonel Skinner, and Dr. Beanes were forced to watch the British attack their country.

The battle lasted all night. It was pouring rain. The three men had no idea who would win. At dawn, Francis looked to see which flag was flying over Fort McHenry. The light was dim but could it be? Yes! Francis saw the giant American flag flying proudly. Francis searched his pockets and found a letter. On the envelope, he began to write a poem.

After the battle, the British kept their promise. The three American men were free to leave. Francis finished his poem the next day, and then gave it to Judge Nicholson to read.

The Judge liked the poem and had it printed. But Francis had not given it a title. So Judge Nicholson called it, "The Defense of Fort McHenry." Soon, a Baltimore newspaper printed the poem. A month later, an actor sang the poem to the tune, "To Anacreon in Heaven." He called the song, "The Star-Spangled Banner."



Francis Scott Key

NATIONAL ANTHEM

When Francis wrote his poem in 1814, America had many patriotic songs. But it did not have a national anthem. Americans embraced "The Star-Spangled Banner," and it quickly became popular. Composer John Philip Sousa arranged the music for band instruments. Within 80 years, the Army and the Navy bands played "The Star-Spangled Banner" before every official event.

On March 3, 1931, President Herbert Hoover proclaimed "The Star-Spangled Banner" as the national anthem of the United States of America. The U.S.'s theme song announces that Americans never give up. The U.S.'s theme song states that America is the "land of the free and the home of the brave."

Some people think that "The Star-Spangled Banner" is difficult to sing. Yet, the gentlemen of the Anacreontic Society had no trouble singing it. The many poets who wrote new words for the melody did not believe that the tune was too hard. And, the people of Key's day would not have made it popular if they could not sing it.

Learning a song takes time and practice. "The Star-Spangled Banner" is no exception. We should learn our country's theme song. Americans should sing "The Star-Spangled Banner" with pride.

To a mom, camp can be a scary thing. You see, your mom knows you. She knows that you love to jump off stairs, so you'll probably love to jump off boulders. She knows that you forget to tie your shoes, so you might trip and fall down a mountain. She knows that you love to eat all the snacks in the house at one time, so you might eat all your food on the drive up and starve the rest of the campout. She knows you don't always listen closely to her, what if you don't listen to your commander? She knows you daydream a lot, what if you don't pay attention and end up lost in the woods by yourself and are adopted by a pack of wolves? These are only a few of the many worries your mom has when she thinks about sending you to camp. But you REALLY want to go to camp, so here's how you help her get prepared for you to go.

1. Be gentle with her. I'm not saying to lie to her, but don't go too in-depth about how sharp the arrows are, how steep the cliffs are, how Johnny burnt his hair off trying to light the fire, and about how they saw three grizzlies at the last campout. The time to talk about that stuff is when you come home safe and sound. Now is the time to reassure her about how many commanders, assistants, and fathers are coming to the campout. Tell her about the excellent supervision and the educational opportunities that you have before you. Remind her of the training you've received during your Rangers outpost meetings and recite the Rangers Code, just to show her an example of your dedication and what type of man campouts like this could help you to become.

2. Be "Ready." Don't give your mom the list of items you need for the campout the night before you're supposed to leave and expect her to produce it for you at departure time. First, make sure you've asked and all the necessary stuff is done for you to go on the campout from your parents and commanders. (Moms don't like to be told that you're doing something. They like to be asked, and they even like to be able to say yes!) Then take the packing list into your room and begin laying out the items you will need for the campout. Give her a heads-up about what you're doing by asking her appropriately-phrased questions. "Mom, I need a flashlight for the campout on Friday. Is it alright if I take the one from under the kitchen sink and some fresh batteries?" You let her know that you're getting

ready, and you didn't ask her to drop everything to find your stuff. Make sure to only grab those things you truly can get ready without help.

Once you've collected what you can, show her the list after you've checked off what you have. Tell her where you've gotten the stuff you have ready. Explain that you either couldn't get the rest without help or that you need to go buy it. Let her know that if she needs any help getting the rest of the stuff ready, that you're willing to help. (Make sure you mean it before you offer.) You could even recruit your dad or someone else who's able to help you before going to mom. That shows her that you're "ready" to do what it takes to get to camp.

3. Be responsible. Show your mom that you can take care of yourself on a campout by picking up after yourself at home. Be ready to answer her questions if she doesn't understand why an item is on the list. ("We need a garbage bag so we can put wet clothes in it and keep the rest of our tent dry.") Share some of the information you've learned

in Rangers with her as she's helping you get packed, like how to set up a safe campsite, what different knots are used for, etc. When she hears you speaking with knowledge and sees that you can focus on a goal, she feels a little better about letting her "baby" face the wilderness.


4. Be kind.

Make sure you kiss her goodbye and tell her that you'll miss her (before you leave home if you can't in front of the other


guys). Tell her that you'll obey the commanders and other "authorities" (and actually do it). Wave goodbye with a smile and try to contain your excited hand-springs until she's gone. Another great touch would be to copy a verse in a note and leave it for her to find at home. Something like, "Mom, you don't need to worry about me. It says in Isaiah 41:10, 'Do not fear, for I am with you; do not be dismayed, for I am your God. I will strengthen you and help you; I will uphold you with my righteous hand.' See, God is watching over me. I'll be careful. See you soon! I love you."

It's hard for us moms to see you growing up and then actually let you go. Sometimes all we see is a little guy in diapers when you're asking to do these "grown-up" things. So be patient and help us along. Teach us how to get ready for camp, and we'll help you get ready for the next campout!





Karaoke night at the Feed and Seed.



The "Chicken of the Sea."

What's a frog's favorite drink? ?

None! Moses didn't have an ark, Noah did!

How many animals of each kind did Moses take on the ark?

Croak-a cola!

COMEDY CORNER

Why did the turkey cross the road?
(Because it was the chicken's day off!)

Why did the chicken cross the bridge?
(Because the chicken was tired of crossing the road!)

If you are going for a long hike in the desert what should you carry?
(A thirst aid kit!)

What am I? I am not inside a house. I am not outside a house. But no house is complete without me?
(A window!)

What did one flea say to the other?
(Shall we walk or shall we take the dog?)

How do you make a skunk stop smelling?
(You cut off his nose!)

What does it say on a robot's tombstone?
(Rust in Peace!)

Why couldn't the astronauts go to the moon?
(Because it was full!)

When you run I'm hard to catch... What am I?
(Your breath.)

What happens when you mix a monkey and a wrench together?
(You get a monkey wrench!)

What do you call a dog who studies the bones it digs up?
(A Barkyologist!)

Where does a frog keep his money?
(In a riverbank!)

What do you call a woman that throws all her bills on the fire?
Bernadett. (Burn a debt!)

Why did the cactus cross the road?
(It was stuck to the chicken's back!)


TAKE PRIDE
It's a

Daisy®



PowerLine Model 953 TargetPro

Discover the competitor within.



POWERLINE The New PowerLine 953 TargetPro by Daisy®.

Whether you're a recreational shooter, small game hunter or aspiring competitive shooter, the PowerLine TargetPro is the pellet rifle for you. Single-pump. Superior accuracy with 1:15.7 twist barrel. Five-shot indexing clip. TruGlo® fiber optic sights. On the range or in the field, the TargetPro has what it takes. Do you?



Take Aim at Safety and Win.

Visit www.daisy.com for more ways to get youth interested in shooting. They can learn Daisy's Ten Shooting Safety Rules, earn a Safety Certificate and enter a sweepstakes to win a VIP tour of the USA Shooting Team Training Facility in Colorado Springs.

Optional target sights are available for the PowerLine 953 TargetPro.

Endorsed by  Daisy is a proud sponsor of the USA Shooting Team.

Daisy®
Take pride, it's a Daisy

**Attention
Senior Commander**



729041