



High Adventure

THE OFFICIAL MAGAZINE OF ROYAL RANGERS

Essential BACKPACKING EQUIPMENT

— SEE PAGE 6



REVIEW

— SEE PAGE 12



Tandy
Leather
Factory

LEATHER AND LEATHERCRAFT SUPPLIES

We have the tools & supplies to help you achieve
your Adventure Ranger Green Merit in Leathercraft.

Royal Rangers ALWAYS GET WHOLESALE PRICING



Over 90 locations to serve you. Visit tandyleatherfactory.com for locations.

FREE

Tandy Leather Factory Catalog

Tell us where to send your catalog:

Name: _____

Address: _____

City: _____

State: _____

Zip: _____



Mail this coupon to: Tandy Leather Factory, Dept 7RRHA • P.O. Box 50429 • Ft. Worth, Tx 76105



High Adventure

ISSUE 03 FALL 2006

*"The love of God is broader than the measure of man's mind;
and the heart of the Eternal is most wonderfully kind."*

— FREDERICK WILLIAM FABER



HIGH ADVENTURE — Volume 36, Number 3
ISSN (0190-3802) published quarterly by
Royal Rangers; 1445 North Boonville Avenue;
Springfield, MO 65802-1894. Subscription rates:
(*High Adventure Leader* only) single subscription
\$9.95 a year; bundle (minimum of five subscriptions,
all mailed to one address) \$9.00 a year,
\$13.95 (foreign mailing address).

©2006 General Council of the Assemblies of God, Inc.,
Gospel Publishing House. Printed in USA.
Periodicals postage paid at Springfield, Missouri.

POSTMASTER:

Send address changes to
HIGH ADVENTURE
1445 North Boonville Avenue
Springfield, MO 65802-1894

Richard Mariott, *Publications Manager*
John Hicks, *Editor-in-chief*
Ginger Casebeer, *Technical Editor*
Sandra Blanchard, *Special Assistant*
Don Jones, *Design*

High Adventure Needs Your Help!

We would like to give you the best *High Adventure* publication possible, and we are asking for your assistance. Send your name, address, what Royal Rangers group you are in (Ranger Kids, Discovery Rangers, etc.) along with your comments to: High Adventure Readers' Panel Royal Rangers Ministries 1445 N. Boonville Avenue Springfield, MO 65802-1894 rangers@ag.org

Hope to hear from you soon!

inside

4
**The Value of
Royal Rangers**

6
**Essential
Backpacking
Equipment**

8
The Coyote

10
**Royal Rangers
Adventures**

12
**National Camporama
2006**

15
Comedy Corner



COVER IMAGE: ©2006 PhotoDisc



GOLD MEDAL *of Achievement*

The Value of Royal Rangers

by Stephen **COLLINS** — OUTPOST 259
International Church of Las Vegas, Las Vegas, Nevada

I have been in Rangers for most of my life, even before I was officially old enough to attend Rangers. My dad, who has been a Rangers commander for more than 25 years, would take me on some of the Rangers camping trips. I have been privileged to participate in Royal Rangers in the following districts: North Texas, Alaska, Southern New England, and Northern California/Nevada. This has allowed me to see how Rangers works in different parts of our country. It has also helped me to be able to make new friends easily, as we had to move around the country due to my father's work.

Royal Rangers has done many things for me in my life. Through our weekly meetings, camping trips, Rangers outings, and Leadership Training Camps I have learned many skills that I can use throughout my life: basic survival skills, first aid/CPR, camping skills, cooking, etc. I have also learned how to be a good leader. I have learned the importance of commitment, duty, maturity, and the true meaning of servanthood. This will help me become the man that God wants me to be. Most important, my relationship with God has grown so much.

Another part of Royal Rangers is the Frontiersman Camping Fellowship (FCF), which is my favorite part of Rangers. I have been in FCF for two years and my FCF name is "Smok'n Toes". I got that name when I was 4 years old while I was fishing in Alaska. My shoes got a little too close to the heater in the boat and my shoes started smoking. Our good friend Andy gave me that name. But it does fit me really well now because I am on "fire" for God! The official symbol of FCF is the blazing campfire. It symbolizes the spirit of FCF, which is Christian love (warmth), personal witness (light), and dedicated service. FCF has inspired me to do more for Christ. My favorite activities in FCF are flint and

steel, Hawk and knife throwing, black powder shooting, and Dutch oven cooking. Highlights in FCF have been attending the 2004 National Rendezvous at Eagle Rock, Mo., and our 2005 Territorial Rendezvous in Loyalton, Calif. Last winter, I was elected the sectional scout for FCF. This has given me more responsibility and allows me to practice the leadership skills that I have learned in Rangers.

Royal Rangers is a good way to reach out to other boys. Using the tools that Rangers has provided and the skills I have learned, I am able to witness and reach out to others more effectively. Because of the strong spiritual background I have received in Rangers, I have been able to witness to teammates on my soccer teams.

By living by the Royal Ranger Code, Pledge, and Motto, I am a better servant, student, and citizen. Royal Rangers has provided me with the opportunity to learn skills that will serve me well, both in my spiritual walk and in whatever career I choose.

by BJ **EBERSOLE** — OUTPOST 44
Pueblo Christian Center, Pueblo, Colorado

When I was 6, my mother started my brother and I in a program called Royal Rangers. I was a Straight Arrow back then, and all I remember is riding in the car on the way back, listening to the radio and bubbling with energy in anticipation of going back the next week.

As I progressed through Straight Arrows and Buckaroos, I just couldn't wait to be in Pioneers with my brother and the older boys. The first year was great, and that was when I was really introduced to the Great Outdoors. I loved camping, and I looked forward to it every time. In fact, climbing to the top of Greenhorn Mountain for the first time with other Rangers is what I think of as the beginning of my love for climbing mountains.

However, soon the commander's son graduated from Pioneers, and our commander called it quits. As far as progress toward merits and badges, our group fell into stagnation as the church tried to find a replacement commander. Our section leader took over temporarily, but he had a traveling job and was out of town for a great percentage of the time. While the assistant leader was a great, fun guy, he was not the sort to drive us to work, and while we had been making progress again, it was very slow going. Also during this time the program changed from Pioneers to Adventure Rangers, thus adding further complications. Meanwhile, all of my friends were slowly becoming disillusioned with the program and were going to the church youth group, which was unfortunately held at the same time.

By the time I was 13 and in eighth grade, I was two years older than any of the other boys in my group. Faced with increasing pressure from my friends to quit and start going to youth, I decided to stay, my motivation being that the church had not seen a Gold Medal of Achievement recipient since March of 1995. I learned later that the recipient had been the only one in our church's history.

In that same year, the church realized that the current arrangement was not working, and they hired a new commander, who happened to be a longtime friend of my family. He, along with my children's pastor, quickly developed a new plan and got us back on track.

In the three years of limbo between commanders, I earned the Bronze Medal of Achievement. However, in the last two years under the current commander, I have earned the Silver and Gold Medals of Achievement. Apparently the commander's drive and determination has carried over to the home, as his son, who started Adventure Rangers two years ago, received his GMA at the same time I did.

Staying in Royal Rangers has helped me tremendously in my spiritual life, as it was a major building block in my spiritual foundation, along with homeschooling, in preparation for public high school. It has also helped me to experience the joy of helping out in the community. That experience will remain with me forever, and possibly help me toward a college education.

In a long and convoluted way, without Royal Rangers, I may not have been able to go on a missions trip to Guatemala. As I said before, Royal Rangers inspired my love for climbing mountains, which led to my joining a mountain climbing group at a church in Colorado Springs. Through this group, I was offered the chance to go to an orphanage in Guatemala, and that was truly a life-changing experience.

I am so grateful to all of the people who organized Royal Rangers in my church, those who took time to lead the groups that I was in, and those who helped me and encouraged me in my path to the GMA. Royal Rangers has played a huge role in my life, developing me physically, spiritually, mentally, and socially. Thank You!

***I am so grateful
to all of the people
who organized
Royal Rangers in
my church...those
who helped me
an encouraged me
in my path to
the GMA.***

by Court **Geesaman** — OUTPOST 127
River of God Church, Enola, Pennsylvania

It's been a long, hard, and fun road to get here. I look back and think about the many things that I've done and seen as a Royal Ranger—things like roundups, powwows, and other district, sectional, and outpost events that I took part in. I remember many of the different types of games, skills, and competitions that I had to do to get awards; the different types of campouts we would go on; and all of the lessons we learned on those campouts. All of these were for one reason: to prepare me for situations that will come up in life—to make me "Ready!"

I've made a lot of friends from the different outposts that attended campouts and other Royal Rangers events over the years. Some of them I only see at the various events. Even though I don't see them for long periods of time, it's always good when I do and catch up on what's happening in their lives. These are lifelong Christian friends.

What Royal Rangers has meant to me is more than just simple words can explain. The impact that Royal Rangers has made on my life has been a tremendous one in many ways. By learning the meaning of the four Gold points and the four Red points of the Royal Rangers emblem, plus the Royal Ranger Code and Motto, I am more confident, stronger, and more patient in my personal life.

The Royal Ranger Code and Motto have both helped prepare me for some of life's challenges that I have already had to face, and I am most certain and positive that they both will help me repeatedly. The Royal Ranger Code and Motto will guide me all of my life.

Another way that it has impacted my life is by helping me become closer to God and grow stronger under Him. Royal Rangers has given me a new understanding of the outdoors, a deeper appreciation of God's Word and what He can help me accomplish, and a better understanding of myself, as well as giving me the skills to help out friends and others whenever I can.

Being in Royal Rangers means the world to me and has been a tremendous learning experience. I have always liked being around Royal Rangers, both with my friends and just in the ministry. As I grew up in Royal Rangers, I learned knot tying (that I still use), cold weather survival, different verses that I will always remember, and many other skills. Earning my merits has helped shape my character and make me a stronger and better person. Some of the verses that I have learned and will always remember are the 23rd Psalm, 1 John 1:12, and John 1:9.

My favorite verse is 2 Samuel 22:2, "God is our refuge and strength, a present help in time of trouble."

***Royal Rangers has
given me a
new understanding of
the outdoors,
a deeper appreciation
of God's Word
and what he can
help me accomplish,
and a better
understanding of
myself...***

Backpacking requires preparation, some hard work, and the right gear, but once on the trail it all pays off. Overnight backpacking takes a hiker beyond what the day hiker will see to some of the most breathtaking sites nature has to offer. When venturing out into the backcountry, two of the most important things that need to be brought along are a backpack and a camp stove. Sounds simple, right? Just grab any old pack from your local super-retailer, toss in some firewood, and hit the trail. Unfortunately, it's not quite that easy, as many places don't allow open fires, and your pack needs to carry everything you need for your entire trip, not just wood.

The first and most important thing that is needed for a backpacking excursion is a backpack. When choosing a backpack, keep in mind that it will be carrying everything that will be needed for the duration of the trip. This includes such items as: a tent, sleeping bag, food, clothing, cooking gear, water filter, and raingear. The total weight of the pack and everything in it should not exceed 1/3 of the hiker's weight. There are two common types of packs, internal frame and external frame. They both work for carrying gear, but each has its distinct advantages and disadvantages.

The external frame pack has an exposed ridged frame, and is well suited for carrying heavy loads on smooth trails. External frame packs are commonly used for carrying awkward loads, such as wild game. External frame packs have good airflow around the pack, making them ideal for hiking in hot weather. When used for backpacking, most of the load is carried at or above shoulder level, making the pack top heavy and therefore unstable on uneven ground.

The internal frame pack is typically constructed of a padding covered framework that consists of aluminum stays and a plastic sheet. This framework is then contoured to the hikers back. The narrow, tower-like design allows the pack to hug the body, making it more stable, and is ideally suited for rock scrambles, ski slopes, canyons, and tight spaces. In fact, the pack was developed by backcountry downhill skiers to better stabilize their gear. The load in an internal frame pack is centered between the shoulders and the waist, making it very stable, especially on uneven ground. Internal frame packs usually cannot carry large heavy items without taking up all their internal space.

Everyone needs to eat while out on the trail so unless you want cold food, a backpacking stove is an essential item. Choosing a backpacking stove can be a daunting task, since there are so many designs and different fuels to choose from. Staying away from stoves that attach directly to the top of a canister is a good idea because they are unstable and can cause boiling

liquids to spill. Also, these types of stoves do not allow a heat shield to be used, making them inefficient and hard to use in windy conditions. This leaves the external fuel tank type stoves the ideal choice for backpacking. Fuel availability differs throughout the world, so be aware of what is available at different hiking destinations. The types of fuels commonly used in the United States are white gas and canister-based fuels such as butane and propane. White gas is an uncompressed liquid fuel purchased by the gallon or quart. It is inexpensive, efficient, and performs well in all weather conditions. Most white gas stoves need to be primed so caution must be taken when lighting, as spilled fuel will ignite quickly. Butane and propane are compressed gases stored in sealed canisters. Canisters cannot be spilled, are easy to use, and burn hot immediately. On the negative side, they are expensive, do not function well in cold weather, and are not reusable. Some blends of canister fuel will not light below 35 degrees Fahrenheit. Also, it is very difficult to tell how much fuel is left compared to white gas.



Backpacking can be done with a knapsack and candy bars, but for most, it is much more rewarding with the appropriate gear. Making sure to have the correct type of backpack for the terrain will make a trip much easier and more comfortable. A good stove will provide the hiker with the anticipation of a hot meal after a long day on the trail, especially if it is cold and/or raining. Regardless of the equipment packed, remember to enjoy and respect God's unique creation.

The first and most important thing that is needed for a backpacking excursion is a backpack.



Essential BACKPACKING EQUIPMENT

by Alan and Mark BINKELMAN



Other Suggested Backpacking Equipment

Lightweight tent

Sleeping bag & foam pad

Jacket

Rain gear

Eating Kit (bowl, cup, spoon)

Backpacking stove

Waterproof matches or lighter

Bathroom Kit

(biodegradable soap, toothbrush & toothpaste, toilet paper, small metal mirror, wash rag, hand towel)

Extra clothing

Small shovel or trowel

Small flashlight

Pocket knife

Canteen or water bottle

Water purification system or chemicals

Compass & map of the area

Small first aid kit

Insect repellent

Sun screen

For more information about backpacking, refer to the *Adventure in Camping* handbook as well as Backpacking merit information in the *Leader's Green Merit Reference*.

Feature Creature

by D.A. WOODLIFF

The COYOTE



Near nightfall I looked out over the desert. About 60 feet away a coyote stood watching me. We stared at each other for a few minutes, then he turned and trotted away.

American Indians called the coyote "song dog" because of the animal's high, wailing howl. Indian legends contain many stories about coyotes. In these stories coyotes are depicted as good and evil, wise and stupid, mischievous and ludicrous. Indians accepted the coyote's earthly role as a crafty, yet important, predator and scavenger.

Coyotes (*Canis latrans*) are North American mammals. Once coyotes were found only in remote desert and mountain areas. Now coyotes live in almost all American states, even within our cities and suburbs. In our southwestern city, coyotes are frequent nighttime visitors and even drink from our decorative water fountains.

Coyotes look quite similar to a large domestic dog. They stand about 2 feet high and weigh between 20 and 60 pounds, with the southwestern coyote among the smallest. Coyotes have a keen sense of hearing, sight, and smell. They are hardy animals that can run 30 miles per hour and are able to keep up a steady trot for hours at a time. A coyote's range is usually about 16 square miles, but in poor areas where food is scarce, its range can be up to 100 square miles.

The diet of a coyote consists mostly of rabbits (about 50 percent), rodents (about 25 percent), and carrion (dead animals), fruit and nuts. If given the opportunity, coyotes will kill sheep and other small livestock.

Unlike wolves, coyotes are solitary creatures. They don't travel in packs, but will travel with their mates and young at times. A female coyote gives birth to six to nine pups in the spring in a den dug in the ground or one previously used by another animal. Coyotes are good parents. Both share in the raising of the pups. Should the mother coyote die, the father will continue to raise the pups until they can fend for themselves.

Coyotes are not popular animals. Many people call them "varmints" (worthless, troublesome creatures). They are trapped, poisoned, and hunted because they will kill livestock and pets. Some states offer bounties, or payment, for dead coyotes.

Other people say coyotes are valuable predators because of the great number of rodents they kill. If coyotes are eliminated, they argue, the rodent population would greatly increase, resulting in crop damage and the spread of disease.

Like other predators on this earth, the coyote has a role in the balance of nature. The problem is to find reliable ways to keep coyotes from killing livestock. Chemical repellants and ultrasonic sound are a few methods being tested to discourage the hungry coyotes from preying upon livestock. Pet owners are encouraged to keep their pets from running free. Better methods are being sought.

Is the cunning coyote clever enough to coexist on this earth with modern man, or will the song dog's plaintive wail disappear forever? As our earth becomes ever more populated, man has to consider his relationship to his natural surroundings and with the beasts that share this world with him.

Do you know Jesus as your personal Savior?

In the book of Genesis the Bible tells us God created all things, including all the unique creatures of the world. But His most prized creation is you! If you haven't asked Jesus into your heart as Savior and asked Him to forgive you of your sins, it is as simple as following these steps:

A. ADMIT YOU HAVE SINNED. *"For all have sinned and fall short of the glory of God"* (Romans 3:23).

B. BELIEVE IN JESUS. *"For God so loved the world that he gave his one and only Son, that whoever believes in him shall not perish but have eternal life"* (John 3:16).

C. CONFESS AND LEAVE YOUR SIN. *"If we confess our sins, he is faithful and just and will forgive us our sins and purify us from all unrighteousness"* (1 John 1:9).

If you would like someone to pray with you about your decision to know Jesus as your personal Savior, talk with your Royal Ranger commander, your pastor, or call the National Prayer Center at 1-800-4PRAYER.

ROYAL RANGERS HIGH ADVENTURE

VOLUME 36

FALL 2006

NUMBER 3

Rockin' Camporama

THIS CAMP ROCKS

Camporama 2006 was a great success! This is the main comment from emails and letters coming into our office. During Camporama, the nation was experiencing a heat wave, which brought higher than normal temperatures. I was really impressed with the boys and leaders who said, "We are having a great time even though the heat and humidity are high." I like how one boy put it, "Camp Eagle Rock ROCKS!"

EXCELLENT SERVICES

The evening services were excellent; the speakers were Reverend Tom Greene, Reverend Randy Ruiz, Reverend Dave Roever, and Reverend Terry Raburn. Each evening the speaker inspired and challenged the boys and leaders with a dynamic message. It was GREAT! We have also received many excellent comments about the music provided by Cruz Control from Southern California throughout the week and by Bob Kilpatrick on Thursday evening. Comments like "Best music ever at a Camporama" were echoed by many. The camp chaplain Reverend Wayne Clark

provided the morning devotions for the staff. Pastor Clark challenged the staff to be known as servants of our Lord as we are branded for His service.



FACILITIES UPGRADED

• New kitchen and three new food service pavilions

Kevin Chilcutt stated in an email: "I currently serve on the West Florida District Rangers Executive Staff as Special Events coordinator and am part of the ministry staff starting a new church in a rural community. I say all this to let you know I have been around food

service and camps and have done so on a ministry basis. Now let me say the food service at Camporama was simply amazing. I understand the type of facility and the type of camps run out of Camp Eagle Rock. Considering this, the quality of food, the variety, and menu planning were outstanding. The management was amazing. I do not know of any large population event I have participated in which moved and managed people in such an efficient way."

• Water Drinking Stations

Water drinking stations were staffed and filled throughout the camp area. Water was also provided at every meal and available at the snack bars.

• Amphitheater

There was a new permanent big screen for videos,





and the electrical service was upgraded. Professional sound, lighting, and video equipment was available as well as personnel to operate the equipment.

- **New Archery and Air-Rifle Ranges**
A new archery range sponsored by Mathews, Inc., and a new air-rifle range sponsored by Daisy Outdoor Products were ready for the boys competing in the National Championships.

- **Other Improvements or Additions**
There were many additions and improvements to the existing facilities. Showers, snack bars, and trams to transport people from one location to another were added. Concrete decking was added to the swimming pools, and the roads were widened and upgraded to gravel to allow better traffic flow.

FUN FOR EVERYONE

It was a blast for me to see everyone having so much fun and receiving a blessing each evening at the services. Soon the Camporama video will be sent to everyone who registered. Please show others and help us promote the next Camporama in 2010 should the Lord tarry.


Please express your sincere appreciation to Commander Jim Barger, RR Council president, for being the Camp Commander of this event. Jim did an excellent job coordinating both the pre-camp and Camporama teams. I want to express my sincere thanks to all the camp volunteers including pre-camp and post-camp workers. A special thank you is for all who worked in the new kitchen facility and food service stations.

Commanders, thank you for taking vacation time and bringing the boys to Camporama. I know the dedication, time, and money it takes to be a Royal Rangers leader.

Building champions for the future,

Rich Mariott
National Commander





Leaders Bible Merit Reference Now Available

In response to widespread demand from Royal Ranger leaders around the country, the Gospel Publishing House has now released the new *Leaders Bible Merit Reference*. This handy reference contains all the answers to all orange and brown Bible merits included in the *Discovery Rangers Workbook* and the *Adventure Rangers Workbook*.

Prior to the release of this reference book, it was necessary for leaders to refer to the appropriate pages in the leaders' guides to find answers to the Bible studies. If a leader had taken the option of teaching the merits in an order other than the order specified in the book, finding the Bible merit answers would require that he refer to curriculum quarters other than his current quarter. Then if he were trying to help a boy get caught up by completing lessons from several merits at one time, the issue became even more difficult.

With this new product, leaders now have a handy reference to the answers to all Bible merits in one easy-to-use format. This is an item every Discovery and Adventure Rangers leader won't want to be without. Call GPH at 1-800-641-4310 or go online at www.gospelpublishing.com to get yours today!


Royal Rangers Leaders Bible Merit Reference

GPH ITEM #022159



Conservation Pledge

I give my pledge as an American to save and faithfully to defend from waste the natural resources of my country – it's soil and minerals, it's forests, waters, and wildlife.



Low-impact CAMPING and CONSERVATION

The wilderness is an exciting place to explore. Many people in the United States, as well as foreign visitors, hike its national parks and forests. Unfortunately, it has been said that we are loving our forests to death. Most of the thousands of forest visitors use only 20 percent of the available land. For example, on a sunny Memorial Day, over two hundred people can be counted in just one hour climbing up a trail on Mount Lafayette in New Hampshire. This creates a great concentration of people in a small area that is not capable of handling the heavy use. Since we share this area with so many others, we must all take responsibility to protect it, and those like it.

HIKING

When hiking, stay on the established trails or paths.

There is a temptation to take shortcuts. For example, it may seem quicker and easier to go straight up a steep hill rather than following the switchbacks (the established trail that zigzags up the mountain, reducing the slope of the trail). This kind of shortcut will create a path for water to follow, which will cause the soil to be washed away. Without the soil to support them, trees and shrubs will fall and die. Switchbacks lessen the chance of erosion and make erosion control easier. Avoid shortcuts, even if they look like established paths.

When hiking above the tree line, or anywhere plants struggle to survive, it is even more important to stay on the trail. If there is no trail (or bare rocks) to walk on, it may be better to spread your group out to avoid creating a noticeable path. However, in doing this, be careful not to harm the vegetation.

In some alpine areas, rare flowers cling to the rock soil. They have only a few months each year to grow, reproduce, and prepare for the coming winter. If you stray off the path, one step could destroy these fragile creations. Stay on the path or within the scree walls. Many of these plants are protected by federal law, which carries stiff fines and penalties. If you must wander away from the established path, walk on bare rocks until you are below the tree line.

Deserts and coastal areas struggle to survive in ways much like alpine areas. You should follow the same basic guidelines for them. If you plan to hike in these areas, read the trail guidebooks for rules, regulations, and ways to protect the environment. Additional information can be obtained from the national park or forest service.

When choosing your footgear, you may wish to select a more environmentally friendly boot. Heavyweight boots with lug soles tend to tear the soil loose. When it rains, the loose soil can be easily washed away. If you need the support and grip of a heavyweight boot, then bring a pair of sandals or other lightweight treadless shoes for use at the campsite. Also, avoid hiking during the wet or muddy season. Your foot can do more damage when the ground is wet and soft than when it is dry.

CHOOSING A CAMPSITE

Many locations have approved campsites. Some have wood or dirt platforms for your tents, and also have water available, making these sites ideal locations to pitch a tent. Find, read, and follow all the guidelines at your campsite.

Each campsite and area has different procedures. The rules may be different due to the type of soil, amount of traffic, water table, and types of animals in the area.

If there is not an approved site in the area and you must choose your own, there are several things to consider. Look for an area that has had lots of camping use. This will keep the damage to a small area.

If you choose a site that has seen only a small amount of use, you may stop that site from regenerating naturally in just a few years. A compacted patch of earth can take as long as twenty to fifty years before the scar is no longer visible. Sand, rock, grass, or bare ground are excellent choices when selecting a site. Never choose a site right on the waterfront or in a patch of small plants and vegetation.

WATER

When you walk to your water source, use a different approach each time. Fill as many containers as possible with water every time you make a trip. Fifteen people walking on the same route can leave a visible path. Once a path becomes visible, more people will use it, and soon it will become a permanent scar on the forest floor.

Don't forget that you'll need to treat, boil, or filter your drinking water. All it takes is one energetic parasite to make someone in your group sick.

Old dishwasher or dirty water can be spread out along the forest floor instead of concentrating it in one spot, which is more likely to attract insects and other creatures.

SANITATION

Keep all sanitation activities at least 300 feet away from any water source. Also, be sure your waste will not wash into the water source. Never use soap, even biodegradable soap, in a lake or stream. When something is marked "biodegradable" it still takes time before it is totally harmless to the environment.

Generally, solid human waste needs to be buried or carried out. You might say, "Carry it out, no way!" Yet in some heavily used areas, this is becoming one of the requirements. Rock climbers, doing routes that require them to bivouac on the side of the cliff, often have no other alternative. If you choose to bury, dig no deeper than 6 inches. The closer to the surface your waste is buried, the quicker it will decompose. The ideal depth is a cat hole just 1 to 2 inches deep. Then, using a stick, mix dirt and leaves with your waste to speed up the decomposition process.

With large groups, long stays, or limited space (from which to choose your waste disposal site), you may need to build a latrine. Choose the area with even more care than you would for a single use. Make the latrine at least 12 inches deep. After each use, the waste should be covered with soil. Build a new latrine before the waste comes within four inches of the top.

In remote areas where the chance of others finding your waste is unlikely, you may leave your waste on the surface. This increases the chance of contaminating any nearby water supply, so choose your site carefully. Choose a spot open to the elements and at least 300 feet away from any water supply. The area should be away from the path and scenic sights so the chances of it being found are small. Use a stick to spread out the waste to increase its exposure to the elements, and thus speed its decay.

As for toilet paper, it is best to use natural resources



such as leaves, moss, grass, etc. If you don't like to go natural, be sure you buy toilet paper that is biodegradable or recommended for septic systems. Since toilet paper can last longer than solid waste, many suggest burning the paper. However, never burn toilet paper in a fire area that will be used to cook. Particles may not be completely incinerated and could end up contaminating your food. For this reason most prefer to burn the paper on the spot. There are three things you need to do: (1) Spread out the toilet paper so the moist solid waste doesn't inhibit the paper's burning. (2) Use caution—with dry forest litter it would be easy to start the whole area on fire. (3) Have water handy to douse anything that did not burn.

FIRE

Many groups consider a fire part of the outdoor experience. Fires can add much to an outing, but the potential for long-lasting damage is great. If a fire is a necessity, choose your site wisely. Before you plan to build one, check with local authorities to be sure it is safe and legal to do so. Also, check to be sure you have enough fuel. Some areas have been used so often that dead wood is hard to find. Then plan to hide the remains when you are done, unless the fire ring is already established.

If there is no established fire ring, then you must choose a site. Your fire will alter the 4 inches of organic material underneath the flames, with most of this damage taking place in the first inch. Therefore, it is best to place your fire on mineral soil. Mineral soil is gravel or sand that does not normally support plant life. This type of soil can be found in riverbeds or underneath several layers of the forest floor.

If you need to dig for mineral soil, try to leave no signs of your passing; disturb the forest floor carefully. Do not dig up grass or other vegetation since it usually does not recover.

The first layer you'll push aside as you dig through the forest floor is called leaf litter; it is composed of the last several years' worth of fallen leaves. As the leaves and twigs begin to decompose they turn to duff. Humus is the final stage of decomposition, when it turns to a rich, earthy loam. Under the humus you can find mineral soil.

Place the mineral soil about 4 inches thick where you want your fire. Do not build your fire using rock. Once a rock has been burned by fire, it never comes clean. If you want a barrier around your fire, use sand instead. Burn only wood that will burn completely to ash by the time you want your fire out. Burning large logs will leave a visible scar that will detract from the surrounding beauty and attract others to the same site.

Do not burn your trash in the fire. Most food packaging that appears to be paper contains plastic or aluminum to maintain freshness. If trash is thrown into the

fire, look through the ashes in the morning and pull out any unidentifiable lumps and pack them out.

PACK IN, PACK OUT

Always remember to carry out everything you carried in. Reduce packaging before you leave home so you will have less to carry and less to leave behind. Most trash is left behind accidentally. So before you leave, be sure you have picked up all the trash you can find. We must all work together to keep our forest and parks trash free.

Do not leave piles of leftover food behind. If you carried it in, you have to carry it out. Many people say, "The animals will eat it." This may be true. But some foods, for example, orange peels, animals just do not eat. Also, if people leave food behind at campsites, it will attract more animals to the site. These animals will begin to develop a taste for human food, soon eating through backpacks to get at the food we do not want them to have.

REDUCE, REUSE, AND RECYCLE

Everyday activities can place a strain on the wilderness you love to visit. When you buy groceries and make a decision between paper or plastic, you are allocating our limited resources. If the demand for products that use the resources in our wilderness is greater than the demand for the wilderness itself, then our wilderness areas will be in danger of being reallocated to meet the stronger demands.

To help reduce this strain on forests and parks, you must first reduce the demands. Take your own reusable bags when you go grocery shopping. Choose items that have less, or even no, packaging. New ultraconcentrated detergents or items that come in large quantities all help to reduce packaging, the demand on resources, and even our stream of waste.

Once the packaging that the item was purchased in has served its original purpose, try to reuse it. Many containers can be used again and again. They may not be just the container you wanted, but they will save not only our natural resources but your money as well.

When a product has reached the end of its useful life, it should be recycled. Many communities require that you sort and recycle your paper, glass, aluminum, and tin. If it is not required in your community, see if there is a volunteer recycling program. You can also recycle your organic waste by composting.

Sometimes being a good steward will cost you more. But it's a small price to pay to chip in and work together to save our favorite wilderness spot.

This article has been based on information available in the *Expedition Rangers Handbook & Spirit Challenge*, item #available from Gospel Publishing House.



Children Can Witness

by Dick Gruber

Children's Ministries Specialist at Valley Forge Christian College in Phoenixville, Pennsylvania

Picture a birthday party. You know the kind. Ten or twelve fifth- and sixth-grade girls are giggling and playing in a basement family room. Some are watching a new video, while on the other end of the room, something eternal is taking place. Carissa and her cousin Suzy are witnessing to a friend. They answer her questions using Scriptures and concepts learned in Missionettes and Junior Bible Quiz. Before this birthday party is over, Carissa and Suzy have prayed with their girlfriend, assuring her of a place in eternity and helping her establish her own re-birthday.

John receives several "Who Cares" videos from his children's pastor on an October Sunday. He shares these with five boys for whom he has prayed since school began. Three of the boys watch the videos and give their lives to Christ.

Tim invites three of his school friends to a banquet honoring children. The church decorates for children. The kids order kid food and are waited on by crazy costumed adults and youth workers. At the conclusion of the banquet, a short evangelistic message is preached, and one of Tim's friends gives his life to Jesus.

Children Lead Children to Christ

Real-life scenes like these are being played out across our country. Children are sharing their faith with other children and even with adults. A recent Barna survey states that children have a 32 percent likelihood of coming to Christ, where youth only have a 4 percent, and adults a 6 percent likelihood to do the same.

With a majority



of conversions occurring before people reach the age of 14, is it any wonder that children can easily lead other children to Jesus?

As a children's pastor and leader these last 28 years, I have participated in countless evangelistic events during which thousands of children have made first-time commitments to Christ. I have always been impressed with boys and girls

when trusting them to invite friends to crusades, Bible schools, or other outreach events.

I have been equally impressed with the ability of children at any age to personally lead their friends to Christ.

Young Fishermen

Ten-year-old Dafne came to me on a Sunday morning and said, "Hey, Pastor, I got one." "One what?" I questioned. "One friend. I won one friend to Jesus. You see, I invited my friend to spend the night at my house. I played Christian music and Christian videos and by the time we had breakfast, she was ready. My mom and I prayed with her to accept Jesus."

"I am so blessed," I responded. "I'm so proud of you." To this she smiled and stated matter-of-factly, "I'm going to get another one!" Dafne did get another one. In truth, she won four more friends to Jesus in the following six months.

Let me encourage you to do all you can to encourage the children you serve to witness to their friends. Train them, pray for them, and provide whatever materials they need to become all that they can be in this time of harvest.



2007 CAMPS BY TYPE

NTC

National Training Camp is designed to give leaders professional training in camping and leadership, plus the opportunity of outstanding fellowship and adventure in the outdoors.

FEBRUARY 1 - 4

Camp Wilderness — Ft. Meade, FL

MAY 17 - 20

Ranger Trails Camp — Terry, MS

MAY 17 - 20

Cedar Creek Conference Center
Marseilles, IL

MAY 17 - 20

Glacier Bible Camp — Hungry Horse, MT

MAY 24 - 27

Camp Piomingo — Brandenburg, KY

JUNE 7 - 10

Donner Mine Camp — Emigrant Gap, CA

JUNE 7 - 10

Camp Wilderness — Waupaca, WI

JUNE 7 - 10

Camp WEAG — Amelia Court House, VA

SEPTEMBER 6 - 9

Camp Verdugo Oaks — Castaic, CA

SEPTEMBER 6 - 9

Camp Roosevelt — Woodstown, NJ

SEPTEMBER 13 - 16

Camp Timber Lake — Forsyth, GA

SEPTEMBER 13 - 16

Rangerland — Chandler, OK

OCTOBER 4 - 16

Heartland Conference Retreat Center
Marengo, OH

JAN. 31 - FEB. 3, 2008

Camp Wilderness — Ft. Meade, FL

NCE

National Canoe Expedition is designed to give leaders specialized training on how to conduct canoe trips and to provide outstanding adventures in some of the most beautiful canoe country in America.

MAY 3 - 6

Flint River
First AG — Griffin, GA

ANTC

Advanced National Training Camp is designed to provide Royal Rangers leaders with additional training beyond that offered at the National Training Camp and will help inspire leaders to greater involvement in the Royal Rangers ministry. A leader must have attended National Training Camp before enrolling.

FEBRUARY 8 - 11

Camp Wilderness — Ft. Meade, FL

OCTOBER 25 - 28

Cooper's Farm — LaGrange, TX

WNTC

Winter National Training Camp follows the format of the Advanced National Training Camp with specialized training in snow camping and activities.

FEBRUARY 7 - 10

Lake Placid Camp — Pillager, MN

NTT

National Training Trails allows leaders to participate in outstanding, rugged outdoor activities surrounded by some of America's most beautiful scenery. Leaders will be on the trail 4 exciting days, carrying all their gear and food in backpacks.

None scheduled.

Pre-Requisite Study Course

Pre-Requisite Study Course is the first step in preparing recommended leaders for National Academy. Successful completion of the Pre-Requisite Study Course and test is required before an application to attend Academy can be submitted.

The study course materials are available at any time. A minimum of three to six months is recommended to prepare for Academy training.

JANUARY 1 - DECEMBER 31
National Office

RKTC

Ranger Kids Training Conference is designed to give leaders training in various techniques and methods of leadership. Leaders will also receive training in various aspects of the Kids ministries.

APRIL 20 - 22

Bethel Christian Camp — Gaston, SC

JUNE 22 - 24

Camp Eagle Rock — Eagle Rock, MO

FEBRUARY 9 (SESSION 1)

Camp Wilderness — Ft. Meade, FL

MARCH 8 (SESSION 2)

Camp Wilderness — Ft. Meade, FL

NA

National Academy is a national training seminar designed to train recommended leaders to become staff members for national training camps.

MAY 24 - 27

Camp Eagle Rock — Eagle Rock, MO

SEPTEMBER 20 - 23

Camp Wilderness — Ft. Meade, FL

NAA

National Advanced Academy

MAY 23 - 27

Camp Eagle Rock — Eagle Rock, MO

WCO

JANUARY 26 - 27

Potomac Park Camp — Falling Waters, WV

FEBRUARY 2 - 3

Raleigh Assembly of God — Memphis, TN

FEBRUARY 16 - 17

First Assembly of God — San Antonio, TX

APRIL 20 - 21

Springville Camp & Conference Center
Odenville, AL

APRIL 27 - 28

Steamboat Grand Resort
Steamboat Springs, CO

OCTOBER 26 - 27

First Assembly of God
Lafayette, IN



2007 CAMPS BY REGION

SOUTHWEST

WCO — APRIL 27 - 28
Steamboat Grand Resort
Steamboat Springs, CO

NTC — JUNE 7 - 10
Donner Mine Camp
Emigrant, CA

NTC — SEPT. 6 - 9
Pinecrest Conference Center
Twin Peaks, CA

NORTHEAST

WCO — JAN. 26 - 27
Potomac Park Camp
Falling Waters, WV

NTC — JUNE 7 - 10
Camp WEAG — Amelia Court House, VA

NTC — SEPT. 6 - 9
Camp Roosevelt — Woodstown, NJ

NORTHWEST

NTC — MAY 17 - 20
Glacier Bible Camp
Hungry Horse, MT

GREAT LAKES

NTC — MAY 17 - 20
Cedar Creek Retreat Center
Marseilles, IL

NTC — MAY 24 - 27
Camp Piomingo — Brandenburg, KY

NTC — OCT. 4 - 7
Hearland Retreat Center — Marengo, OH

WCO — OCT. 26 - 27
First Assembly of God — Lafayette, IN

GULF

WCO — FEB. 2 - 3
Raleigh Assembly of God — Memphis, TN

NTC — MAY 17 - 20
Ranger Trails Camp — Terry, MS

NAA — MAY 23 - 27
Camp Eagle Rock — Eagle Rock, MO

NA — MAY 24 - 27
Camp Eagle Rock — Eagle Rock, MO

RKTC — JUNE 22 - 24
Camp Eagle Rock — Eagle Rock, MO

NORTH CENTRAL

NTC — JUNE 7 - 10
Camp Wilderness — Waupaca, WI

SOUTH CENTRAL

WCO — FEB. 16 - 17
First Assembly of God
San Antonio, TX

NTC — SEPTEMBER 13 - 16
Rangerland — Chandler, OK

ANTC — OCTOBER 25 - 28
Cooper's Farm — LaGrange, TX

SOUTHEAST

NTC — FEB. 1 - 4
Camp Wilderness — Ft. Meade, FL

ANTC — FEB. 8 - 11
Camp Wilderness — Ft. Meade, FL

WCO — APRIL 20 - 21
Springville Camp — Odenville, AL

RKTC — APRIL 20 - 22
Bethel Christian Camp — Gaston, SC

NCE — MAY 3 - 6
Flint River/First AG — Griffin, GA

NTC — SEPT. 13 - 16
Camp Timber Lake — Forsyth, GA


NA — SEPT. 20 - 23
Camp Wilderness — Ft. Meade, FL

NTC — JAN. 31 - FEB. 3, 2008
Camp Wilderness — Ft. Meade, FL

RKTC — FEB. 9, 2008
(SESSION 1) Camp Wilderness
Ft. Meade, FL

RKTC — MARCH 8, 2008
(SESSION 2) Camp Wilderness
Ft. Meade, FL

For the most current information regarding the status of national training events or to download applications and information, visit the training page of our web site at www.royalrangers.ag.org/training



BUGS, BLISTERS, and BODY ODOR

The Ongoing Quest for Comfort in Camping

By John HICKS

Through the years our society has become more and more accustomed to comfort, convenience, and personal cleanliness. Air conditioning, microwaves, and remote controls are standard equipment in most American households. The general population often avoids any activity that bears the potential for a significant degree of discomfort or requires a special effort to remain cool, clean, and comfortable. But there are a growing number of adventurous souls who are willing to forgo the comforts of home to enjoy a weekend in the backcountry. Such experiences don't have to be a test of one's ability to tolerate discomfort. With the growing variety of clothing, equipment, and other items now available to the

outdoor enthusiast, the outdoor experience can now be more enjoyable (and comfortable) than ever before.

Although it is unlikely that outdoor living will ever include all the comforts of home, there are relatively easy ways to make one's experience as enjoyable and comfortable as possible. Consider these suggestions:

PERSONAL HYGIENE

When living in the wild, one has to accept the fact that you will probably never be able to maintain the same level of hygiene that you are accustomed to at home. But there are a few basic principles that can be a great help in making your outdoor experience clean and comfortable:

Enforce a strict hand washing protocol. Set up a hand washing station early in your camp setup process and before you begin handling any food items for cooking. A collapsible water jug with a spout is ideal. Arrange the jug with the spout facing down. Keep soap and a small scrub brush nearby. Liquid soap is easier to handle and pack than bar soap. Use soap sparingly and be sure all soap is rinsed off your hands before handling food.

The use of soap in the backcountry is a somewhat controversial practice. Many believe the use of soap in any form can be damaging to the environment, and the added benefits of its use are not a necessity. But if you chose to use it, keep these guidelines in mind:

- If you can get by without it, don't use soap (for all uses and situations)
- If you do use it, use soap sparingly—a little is all that's needed.
- Use only biodegradable soaps.
- Do all washing at least 200 feet away from any water source at a location where it will have minimal impact, like a rock ledge. Never use soap directly in any water source (including biodegradables) for any form of washing.
- When washing dishes, use a bandana or similar material to strain any food particles out of your wash water. Dispose of food particles in designated garbage receptacles, burn them completely, or pack them out with you. Dump wash water into a small pit (grease pit or sump hole) or scatter over a wide area. Make sure to rinse dishes well. (Soap residue can cause diarrhea.)
- When washing your body, focus primarily on your hands, face, and feet (probably in that order). This will keep you relatively comfortable and greatly reduce the likelihood of infection. Always wash your hands before touching food items and after using the latrine. Full-body washing is generally only necessary for extended trips.
- The washing of clothing is usually only necessary on longer trips. Rising and wringing is adequate for most outdoor situations. Avoid using soap. Soap residue causes irritation, and camping conditions make complete rinsing very difficult.

Life in the outdoors will always have its own special challenges but such experiences don't have to be a test of one's ability to tolerate discomfort.

BLISTERS

The best treatment for blisters is prevention. Make sure your boots fit well and are properly broken in before setting out on any hiking trip. Get into the habit of routinely checking your feet for "hot spots" that may develop into a blister. Protect the area with an adhesive bandage or piece of moleskin, a heavy cotton fabric with a texture resembling the fine fur of a mole.

If a blister does develop, build up a thick ring of padding around the blister with moleskin or mole foam to protect the area and keep pressure off the blister. Avoid popping the blister, as this will create an open wound with the possibility of infection. If it does pop, bandage the area as any other open wound, taking care to protect it from further irritation.

INSECT HAZARDS

If you've ever been to the woods down south in the heat of the summer, you're probably well acquainted with ticks and chiggers. Chiggers are parasitic bugs, similar to ticks but extremely small and harder to detect. Again, your best defense is prevention. Be sure to put on your insect repellent *before* you go into the woods. If you wait until your campsite is set up, it's probably already too late.

Repellents form a scent barrier on your skin or clothing to repel insects, but it should not be considered an absolute barrier. It is also good to minimize your time in areas where ticks, chiggers, and other insect hazards are common. Stay out of tall grass and brushy areas, and avoid sitting on stumps, logs, or the ground to minimize your direct contact with vegetation. Fortunately, ticks and chiggers can't jump or fly, so the only way they can get on you is if you come in contact with them. Stay out of the danger zones and you just may escape "itch free."

Mosquitoes can be more of a challenge, since they can fly and find you, but usually the same repellent that works on ticks and chiggers will work on mosquitoes. Likewise, avoid areas where mosquitoes are common (such as wet, marshy areas) when selecting a site.

Life in the outdoors will always have its own special challenges and may never be as comfortable as life in the living room. But by taking a few simple precautions, your outdoor experience can be full of good memories and great experiences, with only a minimal concession to bugs, blisters, and body odor.



Tips for Teaching Children from "Nontraditional" Homes

Twenty-one million children in the United States live with either their mom or dad only. And over three million children live in their grandparents' homes.*

You, undoubtedly, can name some of these children in your church. They have some unique situations and issues. Here are some tips to keep in mind when teaching children who are not living in two-parent homes.

Know Your Students

Know the family situation of the children in your class.

- How many live with just one parent?
- Is the single-parent situation the result of death, divorce, or never having been married?
- Do any of your students live with grandparents? What are the circumstances?

The emotional and spiritual well-being of a child whose parent recently died or divorced is different from that of a child who has lived with one parent or a grandparent for several years. Children who never knew one parent or who have a parent in prison will have different needs.

Your ministry approach to each child and circumstance will be different as well. Read materials that will help you better understand how various family situations affect children. Ask the Holy Spirit to help you relate to each of these children.



Be Sensitive to Family References

When teaching, be sensitive when using references to traditional whole-family units. This can be especially unsettling to children whose homes have been recently torn apart.

- If the whole-family unit is presented as the only right way to live, children in other situations may feel unacceptable and hopeless.

Help Students Know God's Plan

On the other hand, you can help children realize the whole-family unit is God's choice for the family. Most children sense this to be true and would like it in their homes.

- Reinforce this desire in their lives without criticizing their parents. The children in your class will one day consider a marital relationship. Help them develop a healthy view of the home while they are still young and impressionable.
- A majority of single-parent children live with their mothers. This means the children grow up without a father figure in the home. A husband-wife team in the classroom helps





provide a male role model for children. It is important for single-parent children to see a healthy marriage relationship in the context of a church environment.

Love Your Students

Children need to know that someone loves and accepts them for who they are, no matter what their home is like. Your love can help them accept God's unconditional, unchanging love for them.

- Some parents share custody of their children, which means the children may not be in your class every week. Attendance contests can be hurtful to them. If you do projects that carry over for several weeks, look for ways that children who are not there each week can continue to participate.
- Be aware that finances may not be available for the children to do extra church activities. Develop a fund that will cover expenses so that all children can participate. Provide this in a confidential manner so that unnecessary attention isn't brought to the child's situation.
- Children may feel stress, guilt, or great sadness and need to talk. Be available to listen. Let a troubled child express his feelings freely. Pray with the child.
- It is important for you to get to know the parents of the children in your class. Assure them of your love for their children. Include single parents and grandparents in class activities. Do all you can to build a sense of trust with parents so you can minister to the family.
- Help the children view God as a loving Father. Even though they may not have an earthly father at home, their Heavenly Father will never leave them.

Children who are living in "nontraditional" family situations have special needs. Providing godly, loving care to help them through the difficult times they face can be a rich and rewarding part of your ministry.

*March 2004, U.S. Census Bureau Statistics
©2005 by Gospel Publishing House, 1445 Boonville Avenue, Springfield, MO 65802.
Adapted from Teacher Skill Builder, Fall 2005. Permission is granted to reproduce this article for use in your local church.

Your love can help them accept God's unconditional, unchanging love for them.



Devotionals for Boys

Devotionals re-printed from the *Royal Rangers Devotionals for Boys* leader's resource book, available from Gospel Publishing House. Ask for item #02MX0714.

Keys To Heaven

PURPOSE:

To show that there is only one key that unlocks the door to heaven.

ITEMS NEEDED:

One lock and key and five other keys that do not fit the lock. The key that fits should be painted red. All the other keys should be painted another color.

PRESENTATION:

Boys, here is a lock and six keys. We want to find out how we can go to heaven. We will let the lock represent heaven. Let us see if we can find a key that will open the lock or open the door of heaven.

1. Here is a key that is marked "Good" Can we get to heaven by being good? (Try the key and see if it will open the lock.) No, this key will not open the lock; therefore we cannot get into heaven by just being good.
2. We have another key here marked "Obedience" The fifth commandment says, "Honor thy father and thy mother." This means also to obey them. We should also obey our leaders and all -in authority. Can we go to heaven by being obedient only? Let's try the key marked Obedience and see if it will open the lock. No, this key will not open the lock either. We cannot get to heaven by just being obedient.
3. Here is a key that is marked "Good Works" Do you think we can get to heaven by doing good works? We will try the key and see if it will open the lock. No, this key will not open the lock. Good works is 'not the key that opens the door to heaven.
4. This key is marked "Reading your Bible." This may be the key that will unlock the door to heaven. Let's try this one. Do you think we can go to heaven by just reading the Bible? This key doesn't open the lock either. No, we cannot just read our Bible and expect to go to heaven, although this may help us and is a very good habit.

5. The next key is marked "Prayer." Prayer is wonderful and we all should pray. Let's find out if prayer is the key to going to heaven. What do you think about it? This key will not even fit into the lock. Prayer, alone, is not the key that opens the door to heaven, although it is of great help to us.
6. Here is the last key and it is painted red. This key is marked "Jesus Christ." This key fits the lock very well. As you can see, it is the only one that also opens the lock. Now we find that Jesus Christ is the key that unlocks the door to heaven. The Bible says in Acts 4: 12, "For there is none other name under heaven whereby we must be saved." We know we must if we are to get to heaven.

Do you know why this key is red? The red stands for the blood of Jesus Christ which He shed on the cross that we might have forgiveness of our sins.

CEREMONY:

(Separate the red key from the others and lay it on an open Bible.) Fellows, Jesus is knocking at your heart's door. But the latch is on the inside. If you'll open unto Him, He'll give you the keys to the kingdom of heaven. Let us pray.

Talents

God has blessed each of us with many abilities and talents. Sometimes these remain hidden, and therefore are wasted simply because the person so blessed lacks ambition or diligence to find, develop, and use such abilities and talents.

In the spring of 1848, Kit Carson, the great American hunter and scout, was bearing dispatches from Monterey, California, to Washington, D.C. Upon reaching Santa Fe, he was greeted by the disappointing news that the politicians at Washington had refused to appoint him as a lieutenant in the Rifle Corps. His faithful and indignant friends urged him to quit the perilous work as courier, but Kit Carson staunchly replied, in the face of keen disappointment, «No, the big thing is to do the job." To him the important thing was to complete his designated work to the best of his ability. The big thing



always is to complete the job, and doing it necessitates work. No talent or ability was ever discovered or developed without hours of sincere, conscientious work. Always give God your best and do the job He has given you to do.

CEREMONY:

Fellows, each of you has an opportunity to do something for God. And there's no limit to what you can do for Him so long as you do it for His glory. Let's close by praising the Lord for the opportunity He has given us as Royal Rangers

Communicating With God

PURPOSE:

To help boys become aware of the strength they have through prayer.

STORY:

Fellows, how many of you have a radio in your home? (Have a show of hands and thank them.) Have you ever wondered why you get a different station whenever you turn the knob? Why don't all the stations come in at the same time?

Let me tell you a story. There was an airplane traveling across country one day when a heavy fog started to set in. The pilot radioed to the nearest airport, which was approximately 15 miles away, requesting permission to land. The control tower told the pilot they were closing down fast. (That means the fog was setting in fast.) The tower advised the pilot to try another airport that was farther away. The pilot said he was unable to reach the other airport as he was low on fuel. The control tower informed the pilot to change his radio to another frequency and gave him the number of the frequency. This would be the air-port GCA, which means Ground Control to Air. The pilot then changed to the required frequency and identified himself to GCA. They instructed him to turn to a new heading so they could identify him on the radar. When they had identified him, they gave him the heading to turn to in order to reach the airport. They started to tell him if he lost radio contact to change to frequency Number-(pause for effect), but suddenly the radio went dead, before the number could be transmitted. There was the pilot, approaching the airport in fog, without contact with the airport transmitter. He tried to call GCA but received no answer. Then he thought of the emergency frequency. He switched to this frequency and heard

the welcome voice of the man at GCA. He was then directed into a safe landing.

CEREMONY:

Fellows, this story should have answered some of the questions I asked at the beginning. Different radio stations cannot be heard at the same time because they operate on different frequencies. Fellows', communicating with God is just as it is with radios; if we are not on the right frequency we do not communicate with God. God is a Spirit. When we are saved, our spiritual life is reborn and then we can commune with God in the Spirit. Let's bow our heads and communicate with God.

Prairie Fire

PURPOSE:

To help boys understand how much Christ really loves them.

STORY:

It was a beautiful autumn day in North Dakota. The trees loomed high in the sky and the grass covered the ground like a beautiful blanket. The prairie stretched for miles in every direction, with rolling hills all around.

Suddenly this beautiful landscape was marred by a smoke-filled sky. Soon the prairie and hills were a mass of devouring flames. The air was hot and difficult to breathe. An eerie sound like a roaring freight train filled the air as the prairie fire raced across the plains. Walking across the prairie the next day, I discovered a prairie hen, charred and dead, sitting on her nest. I kicked over the charred body of the hen and to my surprise several little chicks ran out. The mother had protected them with her body during the fury of the prairie fire. God had given this mother bird the instinct to preserve her young. She died so that her chicks might live.

Ceremony: Fellows, Jesus also died a horrible, sacrificial death that we might have life. The mother hen died so that her little ones might continue to live. Jesus died so that you and I might live for eternity. How great and wonderful was His love for us!

Let us pray that we will always show our gratitude for this love.

Need Royal Rangers program resources, leader's supplies, uniforms, merit information, or awards?

Gospel Publishing House has everything you need.
To receive a **FREE** catalog of all available Royal Rangers products
or to place an order, simply contact us.




GPH

Call: 1.800.641.4310 • Fax: 1.800.328.0294
Intl. fax: 1.417.862.5881 • Visit: www.royalrangers.ag.org

The perfect setting for your next group function.

The Eagles Lodge

Air-conditioned
log cabins with
session space
for 90 people.



The Johnnie Barnes Lodge

Lodging for 38 guests and
a conference room for 200+

Campground & Conference Center

- A Royal Ranger Signature Facility -

Deaverton

"THE KIDS WILL LOVE IT!"



Eight
bunkhouses
32 guests

Pioneer Flavor



Camp Eagle Rock is located in southwest Missouri — a quick drive from Kansas, Arkansas, Oklahoma and the Springfield-Branson Regional Airport. And though you may feel you're the only soul within miles — Table Rock Lake; Roaring River State Park; Eureka Springs, Arkansas; Branson, Missouri; and Silver Dollar City are all within easy reach.

For your Group Reservation
Call (417)271-3900
eaglerockcampground.ag.org



When Death Brings Life

by John W. KENNEDY

(Reprinted with permission from Today's Pentecostal Evangel, September 24, 2006 issue and edited for length.)

During his boyhood near Rush Springs, Okla., John Destry Horton lived across the pasture from Brandy Pittman. In between periodic teasing and tormenting, the 10-year-old Destry told Brandy, then 6, that someday he would marry her.

But that childhood vow sustained a bump or two along the road to adult reality. At 21, Destry embarked on a new venture: cooking up methamphetamine and dealing illegal drugs.

One day, after he shot up a lethal mixture of crank and heroin, a dazed Destry realized he had pushed too far. In a plea to God to spare his life, Destry promised to serve Him the rest of his life if he survived.

God spared Destry that day in 1996 and Destry—who never endured withdrawal symptoms or went through drug rehabilitation—told everyone he met how God intervened, and how Jesus Christ powerfully transformed him and gave him newfound life.

Unlike Destry, Brandy grew up attending church. But in her late teens she rebelled. After declining repeatedly, Brandy accepted Destry's invitation to a revival meeting, where she renewed her commitment to the Lord. Destry and Brandy's friendship blossomed into romance, and the couple wed in 1998.

Destry yearned to be a full-time firefighter. The day before the birth of their first daughter, Kiley, Destry began working for the fire department in Chickasha, a farming and college community of 18,000. He continued his education and advanced to ambulance paramedic.

The Hortons kept growing spiritually and began attending Grand Assembly of God in Chickasha in 2003. Destry became the praise and worship leader, and the couple served as youth sponsors.

PERFECT LIFE INTERRUPTED

The Hortons looked as if they had the perfect marriage and the perfect family, which now included 6-year-old Kiley and 3-year-old McKenzie. But the perfect life on earth is never permanent.

On Wednesday, March 1—Destry's day off—a series of wildfires swept across drought-stricken southwestern Oklahoma. Destry volunteered to drive a truck for the Acme fire department south of Chickasha.

With that area's fires extinguished, Destry received a page that another fire had broken out near Duncan, south of Acme. Shortly after 4 p.m., Destry phoned Brandy, assuring her that he would be home in time for supper.

Just after 5 p.m., the phone in the Horton living room rang. Brandy saw "Duncan Regional Hospital" on the caller identification. Instinctively, she knew that Destry had been burned. The physician told her Destry wouldn't survive the night.

A medical helicopter transferred Destry to the Integris Baptist Medical Center in Oklahoma City. At the burn unit, Brandy learned the details.

Destry had arrived upon a surreal scene, where high, dry grass quickly spread blazes from field to field. With winds shifting wildly in tornadic fashion, flames swiftly closed in on Destry and fellow firefighter Larry Crabb.

Inside the truck, Destry removed his helmet, gloves, and jacket to drive. As he backed up, a rear tire sank into a ditch, knocking Crabb off into a barbed-wire fence.

With visibility near zero, Destry jumped out to help Crabb. But Destry stepped into a swirling inferno that engulfed his face and upper torso. After the flames passed, Crabb saw the clothes and shoes melted into Horton's body. The severely burnt Crabb ran for assistance. As he looked back from a hill to check on his comrade, Crabb saw Destry, despite his pain, kneeling by a tree with his hands raised in worship to the Lord.

On the ambulance ride to Duncan, Destry evangelized paramedics and firefighters with some of his final words.

Brandy and Pastor Hatfield mobilized Christians around the country to pray for Destry's survival and recovery. Destry baffled doctors by surviving the night. And another. Then another.

On the fourth day, doctors removed the bandages enveloping Destry from head to toe. Destry had little skin or tissue left.

Nevertheless, Brandy assured her husband that he looked handsome and she believed he would be healed. Six days into the ordeal, surgeons determined Destry needed both arms amputated at the elbow. Afterward, doctors told Brandy they could do no more. She consulted with burn specialists around the world. None had seen any patient with such critical burns survive so long. They, too, had no cure.

Day after day, Brandy stayed beside her mate, praying and reading her Bible. Visitors packed the third floor of Baptist Hospital for three weeks, praying and talking freely about God.

On March 24 as Destry's heart finally gave out with Brandy standing by his side. He had survived massive injuries for 23 days.

"I would love to tell you he rose from that hospital bed, but he didn't," Brandy says. "God promised He won't put us through more than we can bear. God knows my limitations. Every day I tell God I can't make it without Him."

A TESTIMONY OF FAITH

Nearly 3,000 people attended a memorial service on March 30, including Gov. Brad Henry and dozens of firefighters, some from New York City.

The crowd listened to a recording of Destry singing praise and worship. Brandy spoke boldly at the funeral, leaving no doubt about Destry's final destination. She exhorted the audience to get their hearts right with God. Six relatives made decisions to accept Jesus as their Savior.

For weeks afterwards, Brandy received letters from people who attended the funeral describing how a loved one made a salvation decision. The final weeks and death of Destry Horton impacted hundreds of friends, relatives, firefighters, medical personnel, friends, and others.

"I miss Destry every day," Brandy says. "But I have the peace of knowing that I will see him again."

"It's been difficult for many people who were praying to understand why he had to die," Pastor Hatfield says, "But we have to trust God. There will be more people in heaven because of how this happened."

John W. Kennedy is news editor of Today's Pentecostal Evangel.

END NOTE:

Destry Horton was awarded the National Royal Rangers Medal of Valor posthumously by National Commander, Richard Mariott at the Oklahoma District Pow-Wow in June of 2006. His widow Brandy, accompanied by his two daughters, Kiley and McKenzie, received the award in his honor.

ROYAL RANGERS ADVENTURES



WOW!
THAT PLANE'S
FLYING AWFULLY LOW,
DON'T YA THINK,
MR. MOORE?

STORY, LETTERS, & COLOR: CRAIG W. SCHUTT
PENCILS & INKS: JAVIER SALTARES

IT'S A SEARCH-
AND-RESCUE PLANE, BOYS.
AND SINCE WE'RE NOT IN ANY
TROUBLE, THAT MUST MEAN
SOMEONE ELSE IS... I'LL SEE
WHAT I CAN FIND OUT ON THE
WALKIE-TALKIE...

MAYBE
SOMEONE'S
LOST--HURT,
EVEN.

MAN,
JORGE--I
HOPE NOT...



BUT HOW COULD
ANYONE GET IN
TROUBLE ON THIS
TRAIL? EVERYTHING'S
SO WELL MARKED...

NOT EVERYONE USES GOOD SENSE
AND TRAINING WHEN THEY'RE OUT IN THE
WOODS, GUYS. ACCORDING TO THE RADIO,
A MAN SET OUT ON HIS OWN AND IS
MISSING NOW.

I GUESS NOT. THAT'S WHY
THE ROYAL RANGERS PUT
SO MUCH EMPHASIS ON
DOING THINGS THE
RIGHT...

HEY!
OVER
HERE!


HE WENT OUT
ALONE? DIDN'T HE
TELL ANYONE WHERE
HE WAS GOING?

WHA?
JORGE?...



I HEARD SOMEONE CALLING FOR HELP!

HE'S OVER HERE! HE FELL OVER THE SIDE OF THE RAVINE, I THINK!



M-MY LEG...IT'S B-BROKEN.

I-I'M OUT OF WATER... PLEASE, PLEASE HELP ME...

NICK, GET ON MY RADIO AND TELL THEM WE'VE FOUND THEIR MISSING HIKER. JORGE, GET SOME ROPE TO LOWER DOWN TO HIM...

YES SIR!!



SEVERAL MINUTES LATER...

JUST HOLD TIGHT, SIR... MORE HELP IS ON ITS WAY...


THANK YOU. THANK YOU ALL. I WAS SO STUPID, COMING UP HERE BY MYSELF, NOT TELLING ANYONE WHERE I WAS GOING...



EVERYBODY MAKES MISTAKES, MY FRIEND.

YEAH, BUT THIS ONE COULD HAVE COST ME MY LIFE.

ALL I COULD DO WAS PRAY SOMEONE WOULD FIND ME...



LOOKS LIKE HE ANSWERED MY PRAYER, EH?

NO DOUBT!

God is our refuge and strength, an ever-present help in trouble. ~Psalm 46:1



A Behind the Scenes Look at NATIONAL CAMPORAMA

by Steve SCHULTZ

In July nearly 5,000 men and boys from across the Nation converged on Eagle Rock, Missouri for the 2006 National Camporama. Despite the hot and dry conditions this event was a great success. But have you ever wondered what it takes to put on an event such as this? Let's take a look behind the scenes at this year's Camporama to see all that was involved in making this camp a great success.

Pre-camp set up began months in advance, well before the first van or bus arrived. Individual volunteers and church groups invested hundreds of hours of labor to prepare the campground and set up the various events. The many MAPS/RV workers from around the country as well as the Teen Challenge group from Neosho, Missouri were particularly helpful in putting it all together.

During Camporama the medical, security, communications, registration, maintenance, food service, sanitation, retail, transportation, and production volunteers served countless hours behind the scenes to make this event an enjoyable experience for everyone involved. These hard-working teams were so busy they scarcely had the opportunity to participate in any of the Camporama activities themselves.

The Camporama medical staff of Doctors, Nurses, EMT's, and paramedics took great care of the needs of the campers. A special thanks goes out to Dr. Steven Parrillo and all the medical staff for a job well done.

Camporama was safe and secure due to the efforts of the security team lead by Kent McGregor. Security stations were manned 24 hours a day by a dedicated staff.

Communications between the various teams and coordinators was critical to keep the camp running smoothly. Over 150 radios were in use at camp, thanks to Ronnie Franklin and his staff.

The Royal Rangers Alumni lead by Marvin Lemke did a great job of filling many of the volunteer jobs at Camporama. Many of the tram drivers were RRA members. These volunteers allowed the local commanders to dedicate more time to being with their boys.

The maintenance team lead by Roger Heppner and Carl Vanderpool put in long hours to keep the camp equipment operating at full capacity. Plumbing, electrical, welding, carpentry, they did it all!

We had fantastic evening services. The sets, props, sound, lights, video and other production needs were provided by a key group lead by Brian Poe, Dale Hanson, John Munoz, Robert Schlipp, Steve Mathias, Sherman Ready, Terry Newell, and Tom Trump. Corporate sponsors; Sanyo, CCI Solutions, Audio Art, and AM Pyrotechnics provided equipment or sizable discounts. The praise and worship music provided by Aaron De La Cruz and Cruz Control was outstanding.

The 2006 Camporama had the largest number of corporate sponsors we have ever had. Thanks to Banta Foods, Hiland Dairy, Convoy of Hope, Mid-America Ice as food service sponsors. Ian Robinson the overall food service coordinator was supported by a dedicated staff of volunteers. Also Bolivar AG lead by Rick Barnhouse and Teen Challenge of Neosho provided vital food service workers.



The activity field was filled with great things for campers to do. RRI provided a very popular site as groups from Australia, Dominican Republic, Finland, Germany, Mexico, and Sweden assisted in the soccer tournament. Other activities were sponsored by The Missouri Conservation Department, US Navy, Air Force, National Rifle Association, Daisy Outdoor Products, United Bow Hunters of Missouri, Aircraft-Balloons Inc., and TPA Hobby. And let's not forget what a great FCF encampment we had. The FCF provided outstanding displays and activities. They also did a great job as evening service ushers and altar workers.


A great Camporama website was set up with pictures, streaming video, and other information updated regularly by Darrin Hull.

Make sure to express your appreciation whenever possible to everyone who had a part in making possible the 2006 Camporama. The national Royal Ranger Ministries office is already making plans for the 2010 Camporama. It will be even better.

Over 200 people served as support staff to the 5,000 campers at the 2006 Camporama. Is it worth all the planning, long hours, and efforts? When you consider that over 600 boys and men rededicated their hearts to the Lord and 500 came forward for the infilling of the Holy Spirit, yes it is worth it. Many lives were touched and ministered to. Memories and friendships were developed. Yes, it truly was an "Adventure of a Lifetime."







Making a Difference

by Anne RENAUD

Ryan Hreljac is a boy with a dream: clean water for everyone in Africa.

Ryan began his fundraising activities when he was 6 years old after his first grade teacher explained how thousands of children living in poor areas of Africa died each year from lack of clean drinking water. She also told them how \$70 paid for a well—and from that moment on, Ryan Hreljac was on a mission.

To support him, Ryan's mother drew a red thermometer on a piece of paper with 35 lines across it, each line representing \$2. For every \$2 earned from doing chores or for getting good grades, Ryan could fill in a line and put his earnings into an old cookie tin. Ryan's cookie tin grew heavier by the week, until finally, he had collected \$75 in coins, which he presented to WaterCan, a non-profit agency that provides clean water and sanitation to people in developing countries. That's when Ryan found out that while \$70 would buy a hand pump, it actually cost 10 times that amount to drill a well!

That didn't discourage Ryan one bit, though. He would simply do more chores.

Inspired by Ryan's determination and hard work, friends, family, and community members soon began to send donations to WaterCan, and before long, the organization had received enough money to build Ryan's well. Ryan and his mother then returned to WaterCan's offices to meet with Gizaw Shibru, director for Uganda at Canadian Physicians for Aid and Relief (CPAR). Ryan had many questions for Shibru, like how long it would take to build his well, where it would be built, and finally, whether it could be built near a school to supply clean water to the children.

Shibru asked Ryan where he would like his well built. Ryan asked that it be built next to a school. The school that was eventually chosen by CPAR was Angolo Primary School in Otwal subcounty of Northern Uganda. The school was in an area where the closest water source was a swamp more than three miles away, and where many children suffered from diarrhea, typhoid, and other deadly water-borne diseases.

Ryan listened attentively as Shibru described how it took 20 people 10 days or more to build a well, because they lacked the proper tools. Drilling equipment would allow them to make many more wells, but the type of drill they needed cost \$25,000.

Ryan came away from that meeting with an even greater resolve. He would raise \$25,000 for the drill.


As time passed, Ryan's fundraising efforts began to draw media attention. Following an article that appeared in a local newspaper, donations began to arrive from across Canada. Ryan's classmates were also eager to help. A water can was placed in his classroom so kids could start contributing toward a new well.

By now Ryan not only wanted to raise money to build wells, he wanted to visit the well sites and meet the children who drew clean water from them. Because it was so costly, the trip to Uganda would have to wait at least for a couple of years, his mother told him. All that changed, however, when a neighbor donated his air miles to Ryan as a Millennium present. More air miles followed after The Ottawa Citizen printed an article appealing to the community. Finally, with their own money and with the help of WaterCan, Ryan and his parents were able to fly to Uganda.

On July 27, 2000, Ryan and his family arrived in Angolo where some 5,000 children greeted them. There, beside Angolo Primary School's vegetable garden, Ryan drank cool, clear, clean water from the well he helped build—a well that bears his name etched in stone.

Through his perseverance and example to others, Ryan and those he inspired have helped raise more than \$135,000 for new drilling and well-construction equipment in Uganda. This money has in turn funded the construction of more than 50 wells.

Bravo, Ryan!



NOTE: Perhaps you and your outpost would like to make a difference in the lives of African children. For more information, you can write, call, or e-mail:

THE RYAN'S WELL FOUNDATION

P.O. Box 1120
Kemptville, Ontario K0G 1J0 Canada
Phone: (613) 258-6832
E-mail: ryan@ryanswell.ca
or

WATERCAN/EAU VIVE

321 Chapel Street
Ottawa, Ontario K1N7Z2 Canada
Phone: (613) 230-5182
E-mail: info@watercan.com
Website: www.watercan.com




"Oh great. Now I'll smell like a wet sweater all day!"

A man encounters a pirate in a bar. They strike up a conversation, and the man asks the pirate how he suffered his various injuries. "Arrgh, I lost me leg fighting over buried treasure in the tropics. I lost me ear in a barroom fight with another pirate -- he bit me ear right off." The other man points to the pirate's arm and asks, "How'd you get the hook for an arm?" The pirate replies, "Arrgh, I lost me arm when a winch tore it off in a terrible storm at sea." "And how did you lose your eye?" The pirate says, "Arrgh, I had a terrible itch in me eye." "You lost your sight because of an itch?" The pirate explains: "Aye, it was me first day with the hook."



COMEDY CORNER



What do you call a boomerang that doesn't work?
(A stick!)

What lies at the bottom of the ocean and twitches?
(A nervous wreck!)

What do you call 100 rabbits jumping backwards in unison?
(A receding hare line!)

Son: Dad, I have to go out. Could you do my homework for me?

Dad: I'm sorry, son, but it just wouldn't be right.

Son: Well, maybe not, but could you give it a try anyway?

A farmer was milking his cow when he saw a fly enter the cow's right ear. After a few minutes, a fly popped out of the cow's udder and into the milk pail. Looking closely, the farmer was amazed to discover that it was the same fly that he'd seen go into the cow's ear. The moral? Sometimes things go in one ear and out the udder.

Eagle Rock

ADVENTURE

Camp



RAPPELLING

ROCK CLIMBING

HIGH ROPES COURSE

LOW ROPES COURSE

MOUNTAIN BIKING

PAINTBALL

ARCHERY

SHOOTING SAFETY

BB-GUN



AIR RIFLE

SMALLBORE RIFLE

SAFETY & SHOOTING

BLACKPOWDER


WATER SKIING

PAINTBALL

ADVANCED ARCHERY

CARPENTRY

MUCH, MUCH MORE!!



Don't Miss This Camp!

June 24-29, 2007 • Eagle Rock, MO



ROYAL RANGERS

NATIONAL MINISTRIES
1445 NORTH BOONVILLE AVENUE
SPRINGFIELD, MO 65802-1894



Attention Senior
Commanders

