



FIRST QUARTER, VOLUME 8  
January/February/March, 2006


# NATIONAL NETWORK

Reaching, Teaching, and Keeping Boys for Christ



Are You Preparing  
for the Adventure  
of a Lifetime?  
JULY 17- 21, 2006

## World Class Outpost



By Richard Mariott, National Commander

In March 2006 at the National Royal Rangers Council, the World Class Outpost seminar (WCO) was officially released as a new addition to the national Royal Rangers training camp event list. After several years in development, the seminar was a great success, according to the seminar feedback survey.

The WCO will be a vital tool in helping Royal Rangers leaders to make an assessment of where they are and to develop a plan to move forward. The WCO course is also helpful at any level—outpost, section, district, region, and national. It provides a model to “analyze, review, set goals, and develop a scorecard for achieving measurable goals.”

At the end of each session, leaders are given time to rally with their groups and complete the assessment for their outposts. This seminar is held on a Friday evening through Saturday afternoon, totaling around ten hours of instruction and workshops.

### Session 1 – Five Categories of Outposts

Leaders are introduced to the five categories or types of outposts. Most outposts are a combination of two categories. Leaders learn that each category has been identified with specific characteristics and are provided with the overall results of that category.

#### Five Categories of Outposts

Category 1: The Struggling Outpost

Category 2: The Stormy Outpost

Category 3: The Steady Outpost

Category 4: The Striving Outpost

Category 5: The Soaring Outpost

Some anecdotal evidence suggests:

80% of outposts fall into Categories 1 and 2

10% of outposts fall into Category 3

8% of outposts fall into Category 4

2% of outposts fall into Category 5

“Wouldn’t it be great if we could get at least half of the 80% grouping into Category 3!”

### Session 2—World Class by Design

When leaders use the term *by design*, it is important to realize that becoming the best possible outpost does not happen by accident; it will only happen **by design**. This is important to not only understand but also to put into practice. Leaders learn the seven common methods or practices that world-class outposts employ, and they will begin to develop a master plan to become world class.

### Session 3—World Class Leadership & Teamwork

This helps leaders identify personal leadership qualities that prepare teams for success. Many use the term *team*; few adequately understand the ingredients necessary to have a world-class team.

We have all heard the statement, “Everything rises and falls on leadership.” Quality leaders develop a team of leaders, and together inspire people to follow them and assist them to pursue a big and important goal.

Included in this session:

- Personal and Team Result of Integrity
- Leadership Aptitudes
- Understanding Your Personal Sphere of Influence
- Ingredients of Developing a Team

### Session 4—World Class Pastoral Relations & Support

This session helps leaders develop and understand the importance of pastoral relations and support. Any outpost leader seeking to build a world-class outpost must view the pastor as the team owner and the associate pastor, or whomever has direct oversight of Royal Rangers, as the team coach. Incorporating these concepts is vital to the success of Royal Rangers in any church.


Supporting and working with the pastor or the designated associate pastor with a clear understanding of the church’s vision to reach the community must be included in the WCO plan. I like the statement, “The Royal Rangers ministry is only one spoke of the wheel with the church being the center, or hub, of the wheel.”

### Session 5—World Class Communications

This session is specifically designed to enhance personal communications skills. The different styles of communication are

» TO REQUEST A WORLD CLASS OUTPOST SEMINAR IN YOUR DISTRICT...

Contact the national Royal Rangers office at 417.862.2781, ext. 4181



The WORLD CLASS OUTPOST will be a vital tool in helping Royal Rangers leaders to make an assessment of where they are and to develop a plan to move forward.

discussed, and examples of other options for a leader's personal use are provided. This session also covers the roles of the communicator and the receiver and how to use tools to help leaders see if someone is processing the information.

*Lay Leadership International* — *Discovering Your Motivational Gifts* survey is completed by everyone in order to obtain a clear understanding of the team's spiritual gifts as they relate to those mentioned in Romans 12:6-8. Leaders are



given the Florence Littauer's *Personality Plus* personality survey and the information to help them have a better understanding of their communication options.

**Session 6—World Class Administrative Strategy**

This session provides leaders time to reflect, along with other leaders, on the outpost's vision and mission, self-assessment, and set in motion the administrative processes that

will guide them toward the next level of effectiveness. It provides charts and outlines to help leaders build a specific plan to reach their goals and to track their progress with a measurable assessment tool, called "The Outpost Scorecard."

This is a quick overview of the new seminar. Additional information will be posted on the national RR website.

To request a World Class Outpost Seminar in your district please submit a request form with your annual national training camps request packet, or contact the national Royal Rangers office for special arrangements.

*the VISION* "Build godly champions for the future."

<i>the MISSION</i> "The purposes"	<i>the VALUES</i> "The total boy for Christ"	<i>the STRATEGIES</i> "The plans"
 <b>Reach</b> BOYS FOR CHRIST	 CHRISTIAN MANHOOD	 ACTIVITIES
 <b>Teach</b> BOYS BIBLE DOCTRINE & PRINCIPLES OF MORAL CONDUCT	 THE CHURCH & ITS MISSION	 PATROL SYSTEM
 <b>Keep</b> THEM IN ACTIVE LEADERSHIP IN THE CHURCH	 SERVANT LEADERSHIP	 ADVANCEMENT
	 FAITHFUL CHURCH MEMBERSHIP	 SERVICE & MINISTRY Projects
	 CITIZENSHIP	 TEACHING
	 BIBLE DOCTRINE	 FRIENDSHIP
	 PHYSICAL FITNESS	 UNIFORMS

**Royal Rangers' Vision, Mission, Values, and Strategies**

# National Recommended Safety Standards for Climbing & Rappelling Activities

In recent years the popularity of vertical sports such as climbing & rappelling has seen rapid growth throughout the country. Royal Ranger groups at various levels have likewise begun to include such activities as a regular part of their annual events. Many groups are realizing the need to conduct high-action, challenging activities in order to retain the interest and involvement of older boys, a factor that is commonly seen as essential for the ongoing growth and development of our program. Activities such as climbing and rappelling have become a common means of providing such challenges.

These activities can be very effective in meeting our goal of attracting and retaining older boys, provided they are conducted in a manner that is safe for everyone involved. However, with the rapid growth of interest in these activities large variations have developed in terms of safety standards and procedures used when conducting such events. The need has therefore been recognized for a nationwide standard for safety procedures involving vertical activities. The National Royal Rangers Office is therefore recommending that all Royal Rangers groups comply with the principles of the Boy Scouts of America *Climb On Safely* orientation program when conducting any vertical activity.


*Climb On Safely* is the Boy Scouts of America's recommended safety standard for climbing & rappelling activities. The program consists of eight safety principals which may be taught by any adult leader at the local level. No special training or certification is required in order to teach the principles of the program. Program materials include a 4-page full-color brochure explaining each principle as well as a training outline.

The principles of *Climb On Safely* include:

1. Qualified Supervision
2. Qualified Instructors
3. Physical Fitness
4. Safe Area
5. Equipment
6. Planning
7. Environmental Conditions
8. Discipline

Additional guidelines specifically for Royal Ranger groups have also been developed. These guidelines include:

**Military Training:** Military training or experience is NOT accepted as adequate instructor qualification due to the significant differences between military methods and equipment and commonly accepted non-military safety standards, particularly when the participants



are children or adolescents. Military equipment is likewise NOT approved.

**Age Restrictions:** The following age restrictions are recommended for all participants involved in climbing and rappelling activities conducted by Royal Rangers groups at any level organizational:

## Ranger Kids

- Bouldering no higher than the climber's own height with trained adult spotters
- Climbing is limited to a climbing gym, portable climbing wall, or other age-appropriate facility using trained adult instructors & age-appropriate equipment.
- Ranger Kids are not approved for rappelling or to serve as belayers or spotters.

## Discovery Rangers

- Bouldering no higher than the climber's own height with trained adult spotters
- Top-roped climbing on natural rock face, in a climbing gym, or using a portable climbing wall or other age-appropriate facility using trained adult instructors.
- May rappel with trained adult belayers
- Discovery Rangers are not approved to serve as belayers or spotters.

## Adventure & Expedition Rangers

- Bouldering no higher than the climber's own height with trained spotters
- Top-roped climbing on natural rock face, in a climbing gym, or using a portable climbing wall or other age-appropriate facility using trained adult instructors.
- May rappel with trained belayers
- May serve as belayers or spotters after proper training with adult supervision and backup.

**Lead Climbing:** Lead climbing is not approved for any Royal Ranger activities.

**Zip Lines:** Zip lines or other activities where boys are held or transported above the ground at a height higher than the boy's own height require that the boy be securely connected to the transport device or other safety system to prevent a fall. Boys must be secured in such a way that they cannot come loose or let go, either intentionally or unintentionally. Zip lines further require a braking system to prevent an impact at the bottom end of the line.

**Insurance:** Additional insurance coverage may be required for some vertical activities. Event organizers are responsible to insure adequate insurance coverage is in place.

**Climb On Safely**  
A Guide to Unit Climbing and Rappelling

Climb On Safely is the Boy Scouts of America's recommended procedure for organizing BSA climbing/rappelling activities at a natural site or a specifically designed facility such as a climbing wall or tower.

Note: Any adult Scoutmaster who successfully completes training in Climbing On Safely is entitled to wear the temporary patch, No. 8637. Participants are issued a Climbing On Safely card, No. 33794. This is current for two years from the date of issuance. A Climbing On Safely Training Outline, No. 20-101, is available from your local council service center.

BOY SCOUTS OF AMERICA

Additional information about *Climb On Safely* may be found on from the national Boy Scouts of America website at [www.scouting.org](http://www.scouting.org) or by contacting the National Royal Rangers Office.

# New Minimum Standards Adopted for Ranger of the Year Evaluation

New minimum standards for attaining the title "Ranger of the Year" were adopted by the National Royal Rangers Executive Committee at the 2006 National Council. These new standards have now been incorporated into the 2005-2006 ROTY information packet which is available for download from the national web site. The following is an excerpt from that packet reflecting the changes.

**Outstanding and Excellent Levels of Achievement:** During the ROTY events at the section and above, the boys will be challenged to strive for the following levels of achievement. **Please note: Only those boys attaining the Outstanding and Excellent levels of achievement will carry the title of Ranger of the Year.**

- The Outstanding Level of Achievement is attained with a total score of 85% or higher.
- The Excellent Level of Achievement is attained with a score equal to or greater than 70% but less than 85% on the total evaluation.
- Those boys scoring less than 70% on their evaluation should receive a certificate of participation.
- Attendance and participation in Ranger of the Year at each level, section through region, is required in order to earn the drape medal and ROTY nametag.

## Ranger of the Year Qualification



There are two ways for qualifying to participate in the ROTY evaluations.

**Category A:**





If a boy has earned both the required number of points on his ROTY application and achieved the advancement level stated in the ROTY chart, he will automatically qualify to participate at that level (section or district). There is no limit on the number of boys that can qualify to participate in the ROTY. Once a boy has entered the ROTY evaluations, he can continue to advance to the next level as long as he achieves an Outstanding level (85% or higher) in his evaluation.

**Category B:**

**OUTPOST:** In the event that an outpost does not have a minimum of two boys from each Royal Rangers group who qualify as per Category A, they may send the appropriate

number of boys from each group with the highest application scores to the sectional evaluation. These boys will be evaluated and receive recognition for Excellent or Outstanding levels, depending on their evaluation score. **All** boys who achieve an Outstanding level at section or district are qualified to continue to the next level of evaluation.

**SECTION & DISTRICT:** In the event that a section or district does not have a minimum of two boys from each Royal Rangers group who qualify as per Category A, they may send the appropriate number of boys with the highest evaluation scores to the next level of evaluation. These boys will be evaluated at the next level and receive recognition for Excellent or Outstanding levels, depending on their evaluation score. **All** boys who achieve an Outstanding level at section or district are qualified to continue to the next level of evaluation.

Royal Ranger Group	Outpost	Section	District	Region
	Completion of one of the following trails—Elk, Wolverine, or Cougar—& 250 points on ROTY application OR Category B	Completion of two of the following trails—Elk, Wolverine, or Cougar—& 350 points on ROTY application OR Category B	Ranger of the Year is not recommended at the district level	
	Gold Falcon & 500 points on ROTY application OR Category B	Gold Hawk & 600 points on ROTY application OR Category B	Gold Eagle & 700 points on ROTY application OR Category B	
	BMA & 500 points on ROTY application OR Category B	SMA & 700 points on ROTY application OR Category B	GMA & 900 points on ROTY application OR Category B	GMA & 1000 points* OR Category B
	Adventurer or BMA & 700 points on ROTY application OR Category B	Discoverer or SMA & 850 points on ROTY application OR Category B	Achievement Medal or GMA & 1000 points on ROTY application OR Category B	GMA & 1000 points* OR Category B

\*Must participate at the district level and achieve an Outstanding to qualify for region level.

BMA — Bronze Medal of Achievement SMA — Silver Medal of Achievement GMA — Gold Medal of Achievement