

CRAFTS • PATCHES

RANGER
KIDS



SPECIAL AWARDS

RANGERS

**Fun &
Games!**

Now

**Good
Times**




**Bible
Stories**



royalrangers.ag.org

featuring **JB Beaver**





Are you "Ready," as our motto teaches, for another great adventure? As a Ranger Kid, you'll follow a path of learning and adventure as you grow into the image of Christ. There is nothing like being a Ranger Kid. It is too fun!

But the fun has a purpose—to develop the character of Jesus in your life and to set a good example for your friends and family. Are you "Ready" for this important challenge? I know you are; that's why you're in Rangers.

This is the first year anyone has received **Rangers NOW**. This edition is made just for Ranger Kids. In it, you will find what you need to make the most of this year in Rangers. It is going to be an adventurous and rewarding 12 months. But don't do it alone. Invite your friends to join in the excitement!

Get into it. Make friends, earn advancements, learn, make your patrol the best, get out and help people to make Jesus known, and have lots of fun. That's what it's all about!

Rev. Doug Marsh
National Director



Living the Life of a Ranger Kid

by John Hicks

Learning, growing, creating, and having a great time in the process is the life of a Ranger Kid! As a Ranger Kid, you will have the chance to do lots fun things as you learn about the Bible and make new friends.

Ranger Kids is the youngest age group of Royal Rangers. It is a group for boys in kindergarten, first grade, and second grade. Ranger Kids do crafts, play games, learn from the Bible, and do many fun things with their adult leaders, called commanders. As you learn from your commander, you will have the chance to complete the requirements for many special awards, represented by patches and medals that you can wear on your Ranger Kids vest. These awards are a great way to show others you are learning and growing. More information about these awards can be found in your *Ranger Kids Handbook*.



Doug Marsh
NATIONAL DIRECTOR
Publications Manager

John Hicks
NATIONAL COMMUNICATIONS COORDINATOR
Editor-in-chief

Sandra Blanchard
Technical Editor



Design & Development

RANGERS NOW - RANGER KIDS Edition — Volume 1, Number 1 published annually by Royal Rangers; 1445 N. Boonville Ave., Springfield, MO 65802-1894. Additional copies available for purchase through Gospel Publishing House at 800-641-4310 or gospelpublishing.com.

The Royal Ranger clubs names, logos, emblems, and artwork are registered trademarks or copyright protected properties. ©2007 by Gospel Publishing House, 1445 North Boonville Avenue, Springfield, Missouri 65802. All rights reserved. Unauthorized duplication prohibited. Printed in USA. Periodicals postage paid at Springfield, Missouri.

POSTMASTER: Send address changes to **RANGERS NOW**, 1445 N. Boonville Ave., Springfield, MO 65802-1894

Royal Rangers, Ranger Kids, the Royal Rangers emblem and Ranger Kids logo are registered trademarks of Gospel Publishing House, 1445 N. Boonville Ave., Springfield, MO. All rights reserved. Scripture quotations marked (NIV) are taken from the HOLY BIBLE, NEW INTERNATIONAL VERSION®. Copyright© 1973, 1978, 1984 by International Bible Society. Used by permission of Zondervan. All rights reserved.

COVER ILLUSTRATION BY DENNIS JONES



One of the most important things we do in Ranger Kids is to help each other grow into strong, healthy men like Jesus. Jesus is a great example of the kind of person God wants us to be, and in Ranger Kids, we use the life of Jesus as an example of the way we should live.

Luke 2:52 says, "And Jesus grew in wisdom and in stature and in favor with God and men" (NIV). This verse tells us that Jesus grew in four different ways, and as Ranger Kids, our goal is to grow in the four ways Jesus did.

1. Jesus grew MENTALLY. (He grew in wisdom.) - Your mind will grow stronger as you learn new things.

2. Jesus grew PHYSICALLY. (He grew in stature.) - Your body will grow stronger as you practice good health habits, eat the right kinds of food, and play games that exercise your body.

3. Jesus grew SPIRITUALLY. (He grew in favor with God.) - Your spirit will grow as you learn about God, His love for you, and the plans He has for your future.

4. Jesus grew SOCIALLY. (He grew in favor with men.) - You will grow in your friendships with others as you spend time together at Royal Rangers meetings and other activities.

A Ranger Kid is a boy on the move, doing fun things, going fun places, and learning about the world around him.

You have a lot of fun coming as a Ranger Kid!

And Jesus grew in wisdom and in stature and in favor with God and men.

(NIV)



The meaning of the **EMBLEM**



Four Gold Points

Four phases of a boy's development:

PHYSICAL
SPIRITUAL
MENTAL
SOCIAL

Four Red Points

Four cardinal doctrines of the Church:

SALVATION
BAPTISM IN THE HOLY SPIRIT
HEALING
RAPTURE

Eight Blue Points

Eight points of the Ranger Code:

ALERT
CLEAN
HONEST
COURAGEOUS
LOYAL
COURTEOUS
OBEDIENT
SPIRITUAL

the Golden Rule

*"In everything, do to others what
you would have them do to you"*

Matthew 7:12, NIV.

The Motto

"READY!"

Meaning of Motto:

*Ready for anything!
Ready to work, play,
serve, worship, live,
and obey God's Word.*



JB's Pledge Practice

by John Hicks

The Royal Rangers Pledge is a boy's commitment to live the life of a Ranger every day.

Help JB Beaver remember the pledge by filling in his sign with the red words on the right.

The Royal Rangers **PLEDGE**



With God's _____ ,

I will do my best
to _____ God ,

my _____ ,

and my

_____ ;

to live by the
Ranger _____ ;

to make the

my _____ rule.

fellowman
daily
Golden
Rule
serve
help
church
Code




SUPER BIBLE Brain Power

by John Hicks

The Bible contains many great stories about some really super guys. Ten Bible heroes are shown here. Match their name with something they might have said. Write their number in the correct box.




1. Daniel




3. Jonah




4. Moses




5. David



7. Samson




8. Noah




9. Abraham



2. Jacob



6. Paul



10. Joseph

☐

" I spent a long weekend in the belly of a big fish."

☐

" I'm a 'law man,' but I don't carry a gun."

☐

" I beat a big giant with a sling, a stone, and faith in God."

☐

" I was cat food for the lions, but God had other plans."

☐

" I once killed a lion with my bare hands."

☐

" I built a really big boat for my family and lots of animals."

☐

" My wife was Sarah, and our baby son was named Isaac."

☐

" I once wrestled an angel for a blessing."

☐

" My brothers put me in a stinky, old well."

☐

" I was a bad guy until I met Jesus on the Damascus road."

(Answers found on page 13.)



JB Beaver's Code Book

by John Hicks

Help JB complete
each point of the
Royal Rangers Code.

Use the code below
to solve the puzzle.

A Royal Ranger is...

A-1	E-5	I-9	N-13	T-17
B-2	F-6	J-10	O-14	U-18
C-3	G-7	L-11	R-15	V-19
D-4	H-8	M-12	S-16	W-20

(See page 13 for answers.)

A L 5 15 17

C 11 E 1 13

H 14 13 5 16 T


3 O 18 15 1 G 5 14 18 S

L 14 Y 1 11

C 14 U R T 5 14 U 16

O B 5 D 9 5 N 17

16 P 9 R I 17 18 1 11



Serious Faith Meets Serious *Adventure*

*H*ugh just gave his life to Jesus and now he's going to jail! What else does God expect from him? Can Noah save his friend from a life in the slammer? *How can you just sit there so calmly?*

*J*oin up with Hugh in his pulse-pounding comic book discovery of what happens after Day 1 of becoming a Christian. Along the way, you'll get a chance to get closer to God yourself with special response pages that help you tighten up your own faith walk.

*Q*uick! Go tell your commander to order *WTH: Adventures in Faith* today!

Hey Commander!


Adventures in Faith isn't just all flashy art and great storytelling, it's a step-by-step, fully interactive resource that walks boys down the road of Christian maturity.

For more information, visit
www.welcometoholsom.com


02UE0135 \$1.99
5 or more, \$1.59 each



Call: 1.800.641.4310 • Fax: 1.800.328.0284 • Visit www.GospelPublishing.com



32 full-color exciting, interactive pages!



BGMC & You

By Marshall Bruner, National BGMC Compassion Ministries Coordinator

Hey Rangers!

Have you heard about BGMC?

BGMC stands for Boys and Girls Missionary Challenge and is the missions education focus for kids in the Assemblies of God.


BGMC provides resources to help teach Royal Rangers and other kids about missions. We're helping boys and girls to learn how to "Pray! Give! and Go!"

The Pray! part is learning how you can pray for our missionaries here in the U.S. and overseas.

The Give! part is discovering how you can give of yourself and your offerings to BGMC. Why? So missionaries can lead the world's people to Jesus!

When you give to BGMC, you are helping our entire ministry team all at once!

The Go! part is where you become a "missionary" yourself—reaching "your world" (your school and community) and "the world" (people in foreign nations) for Jesus.



The Master's Toolbox

BGMC and Royal Rangers have a new partnership called "The Master's Toolbox." This allows you and your outpost to pray, give, and go for Jesus.

Your offerings given to The Master's Toolbox will help your district Royal Rangers missions efforts as well as help missionaries around the world. Every dollar you raise for BGMC and give towards The Master's Toolbox will help save the lives of thousands of children around the world.

Inside this magazine is a "Buddy Box." Take it and begin filling it with coins and dollars. Do chores for cash and fill your Buddy Box. Ask your parents and relatives to help you fill your Buddy Box. Ask God to give you ideas how to give to BGMC so you can help reach kids around the world!



For more boxes, contact Gospel Publishing House at 1-800-641-4310 and ask for ITEM #729-893.

They are FREE!

Make a difference today: Pray, give, and go for Jesus!



Hey Rangers! Check out the new BGMCKids Website!


Do virtual "world travels"—videos, photos, maps, flags, stats, stories.

Learn to **Pray, Give, Go** and be a missionary to *your* world and *the* world!

What else does it offer?

- **Wacky Games**—online digital games
- **Fun Stuff**—humor and downloadable games
- **Kid Power**—enables kids to share what they are personally doing for missions and letters from missionary kids worldwide
- **True Missions Stories**—missionary stories and a featured audio True Missions Story
- **Buddy Around the World**—global reports and thank-you letters from missionaries
- **Have Faith**—Devotionals for kids and reports of how kids are putting faith into practice
- **MUCH MORE!**

www.BGMCKids.ag.org



A Super Ranger

by Ryan Beaty, *National Programs Specialist*

You know him as BibleMan, a Jesus loving superhero who fights against sin using the sword of the Spirit to guide him. You have probably seen him lambasting the Legions of Laziness or crushing the conspiracy of the Cheater. Did you know that he hasn't always been a superhero? Becoming a superhero takes time; you have to learn how to be a superhero. Do you know how he learned to be a superhero? He started as a Royal Ranger!

That's right, BibleMan is a Royal Ranger! BibleMan is the youngest of five brothers and sisters and grew up in California. His parents loved Jesus and took them to church, but BibleMan didn't hear about Royal Rangers until he was eight years old when his older brother was invited to Royal Rangers. From that point forward, he was hooked. That's when he started learning what it meant to be a superhero.

You see, BibleMan was a lot like you guys growing up. He messed up every once in a while, wasn't always the most popular kid, and didn't have a billion friends. He was just a boy, but Royal Rangers gave him a place to learn, have friends, and do some really fun things along the way. It was at a Royal Rangers' campout when he first told God he would do whatever God wanted for his life. BibleMan worked very hard in Royal Rangers, earning the Gold Medal of Achievement and becoming a National FCF Assistant Scout.

Royal Rangers was the solid foundation for BibleMan's superhero activities today. It was in Royal Rangers where he learned spiritual and life lessons that prepared him for all God was planning for his life. As a matter of fact, he says that he didn't become BibleMan, the superhero, as an adult but as a boy just like you when he decided he would live his life everyday by the Rangers Code. Living by the Rangers Code is what God wants from all of us in order to be the superhero He wants us to be. By following the Code, we become like Jesus, and that makes all of us, not just BibleMan, spiritual superheroes. 🦸

BibleMan and BibleMan Powersource are registered trademarks of Thomas Nelson, Inc.
Used with permission. All rights reserved.

Be A Hero!



Live **the CODE**

A Royal Ranger is

ALERT

He is mentally, physically,
and spiritually alert.

CLEAN

He is clean in body, mind, and speech.

HONEST

He does not lie, cheat, or steal.

COURAGEOUS

He is brave in spite of danger, criticism,
or threats.

LOYAL

He is faithful to his church, family,
outpost, and friends.

COURTEOUS

He is polite, kind, and thoughtful.

OBEDIENT

He obeys his parents, leaders,
and those in authority.

SPIRITUAL

He prays, reads the Bible, and witnesses.

***“For our
struggle is
not against
flesh and
blood, but
against the
spiritual
forces of evil
in heavenly
realms.”***

Ephesians 6:12, NIV

(PAGE 6 & 7 ANSWERS: 3, 4, 5, 7, 8, 9, 2, 10, 6)

Hiking with Friends and Family

by John Hicks



Being a Ranger Kid is being “ready” to explore and learn about the world around you. An exciting way to explore your world is through hiking. Hiking can be fun, healthy, and a great way to spend time with friends and family. Before you set out on your next great adventure, consider these suggestions to help make your hike as fun as it can be.



Make a Plan

Plan your hike by answering the “five W’s.”

Who?

Who will be going on the trip with you?

That is important to consider since some people can hike farther or over more difficult ground than others can.

What?

What will you do on the trip?

Are you planning to explore a new area of town or a new city park? Will you be eating lunch during your hike? Your answers will determine the things you need to take with you.

When?

When will you go?

What time of day will you be going? Will it be dark by the time you get back? Will it be cold, rainy, or windy? This will determine the clothing you need to wear.

Where?

Where do you plan to hike?

Are you going around the block, across town, or down a rugged trail? What are you likely to see or do while you are hiking?

Why?

Why are you going?

Do you want to explore new areas, learn new things, or just spend time with friends? All of these are great reasons to hike. Knowing your purpose can help you get ready for your hike.

Get Ready

Once you have answered the “five W’s” and you know what you want to do, you are ready to start planning the hike.


1. Get permission to go. Make sure you have your parent’s permission before leaving home. It’s important that they know where you are going, who is going with you, and when you will be back. If you are planning to hike on someone else’s property, get permission from them, too.

2. Gather your gear. “Gear” is the stuff you use when hiking, camping, or doing other outdoor things. The gear you need for your hike will depend on your answers to the “five W’s.” Talk with your parents, Royal Rangers leaders, or other adults to find out what kind of gear you will need for the hike you have planned. Most importantly, make sure to wear comfortable shoes that protect your feet from the conditions you may find on your hike.


Time to Go!

Once you have made the plans and gathered the gear, you are ready to start your great adventure. As you walk, take time to enjoy the sites around you. If you are in the woods, watch and listen for birds and animals or try to identify some of the trees and plants around you. If you are hiking in town, practice memorizing the names of streets. You could even draw a map of your neighborhood, showing your house and the houses of other people you know. Wherever you hike, be sure to stay in areas you are familiar with or with people who know the way home.

No matter where you live, there are always new places to explore and new things to learn. Hiking can be a great way to see the world around you and learn about things that may be just beyond your backyard. With the help of your parents and other adults, your hike can be a great experience you will remember for a very long time. 🌳



Bike Sa



Bike riding can be a great way to enjoy a warm, sunny day. Whether you are riding alone or with friends, a bike ride can be a lot of fun. But before you start keep, these important safety tips in mind.

Always Wear a Helmet

Every year, about 300,000 kids go to the emergency room because of serious bike injuries. And many of these involve serious head injuries. That is why it is so important to wear your bike helmet. Wearing one doesn't mean you can be reckless, but a helmet will provide some protection for your head and brain in case you fall down.

Ride A "Right Sized" Bike

Riding a bike that is the right size for you also helps to keep you safe. To find out if a bike is right for you, get on your bike and stand straddling the top bar so that both feet are flat on the ground. There should be 1 to 3 inches of space between you and the top bar.

**Bike riding
is fun and
good exercise
for just
about anyone.**

Safety Tips

by John Hicks

Make Yourself Visible

Wearing brightly colored clothes and putting reflectors on your bike can also help you stay safe by making it easier for other people on the road see you. And if they can see you, they are less likely to run into you.

Know Where to Ride

You need to check with your mom and dad about where you are allowed to ride your bike. You will need to know how far you are allowed to go and whether you should ride on the sidewalk or in the street. Kids younger than 10 years old should ride on the sidewalk and avoid the street. No matter where you ride, you need to keep an eye out for cars and trucks. Even if you are just riding on the sidewalk, a car may pull out of its driveway into the path of your bike. If you are crossing a busy road, it is best to walk your bike across the street.

Road Rules

If you are allowed to ride on the street, follow these road rules:

- Always ride with your hands on the handlebars.
- Always stop and check for traffic in both directions when leaving your driveway, an alley, or a curb.

- Cross the street only at intersections, walking your bike across at the crosswalk.
- Ride on the right-hand side of the street so you travel in the same direction as cars do. Never ride against traffic.
- Use bike lanes or bike paths wherever you can.
- Don't ride too close to parked cars. Doors can open suddenly.
- Stop at all stop signs and obey street (red) lights just as cars do.
- Ride single file on the street with friends.
- When passing other bikers or people on the street, always pass to their left side and call out, "On your left!" so they know that you are coming.

Bike riding is fun and good exercise for just about anyone. By practicing good bike safety habits your bike ride is sure to be a real adventure. 🚲

This information is based on material available online at [KidsHealth.org](https://kidshealth.org), where additional information about bike safety, as well as many other health & safety topics, can be found.



Building a Fast

PINEWOOD DERBY CAR

by John Hicks

If you've been involved in Royal Rangers for very long, chances are you have heard about Pinewood Derby racing.

Pinewood Derby has been a popular part of Royal Rangers for years, and it is likely to be with us for a long time to come. For Pinewood Derby events, boys make small wooden cars from blocks of pinewood (thus the name) and race them against each other on specially designed racetracks. The cars are made from kits that include the block of wood, wheels, and axels; however, the creativity must be supplied by the boy.

The key to winning a race is in the time and attention you devote to the construction of

your car. You can find many ideas on the Internet and in the booklet *Pinewood Derby Racing: Tips from the Top for Downhill Racers* about how to build a fast car. This booklet is available from Gospel Publishing House (see below for more info), the official supplier of all Royal Rangers gear. The following briefly describes the factors that can affect your car's speed. More details can be found in the booklet.

Car Design

Compared to the other factors mentioned here, car design has the least effect on the speed

of a car. However, if your derby includes awards for the style of the car, design can be a winning factor. It's a good idea to keep it sleek so it cuts easily through the air, but be sure to allow room for weights if needed.

Wheels


The wheels that are included in the standard car kit typically have some burs or ridges along their outer edge due to manufacturing methods. To prevent these burs from slowing your car down, it is important to sand them carefully with very fine sandpaper, such as 600 grit.

Screws & Axels

The official Royal Rangers car kit comes with two wooden dowel axels with holes in each end. Screws (also in the kit) are inserted through the wheels and into the holes in the dowel. In some cases, the holes may not have been drilled straight, causing your wheels to run out of alignment. Filling and re-drilling your axel holes can insure your wheels are properly aligned. Polishing your wheel screws can also help to make them spin easier and, thus, make your car run faster.

Weight

The weight of your car is very important since heavier cars are usually much faster. Be sure to check the rules for your race to insure your car is not too heavy. You will want to make your car as heavy as you can without going over the limit. To increase the weight of your car, lead weights can be easily added. Although weights are not included in the standard car kit, they can be purchased from many sources, including GPH (see sidebar).




Paint

A slick, shiny finish will reduce friction and can give you the edge you need to make your car the first across the finish line. The first steps are to seal and sand the car. Seal the wood with a paint, glue, or wood sealer and use 600 grit sandpaper to finish. You will need to do this twice before painting. Then apply one or more layers of high-gloss automotive paint to get a mirror shine.



THE OFFICIAL ROYAL RANGERS CAR KIT

All this kit needs to make the transformation into a slick racing champion is you. Everything else for a basic car is here: Pine body, black plastic wheels, axles, and screws.




Lubrication



Another way of gaining an edge over your opponents is to lubricate the wheels, which reduces the friction between the wheels and the axels, allowing the car to roll faster. Some races restrict the types of lubrication that can be used, so be sure to check the rules for your race before using any lubricants.

These are just a few of the many ways you can turn an ordinary racecar into a champion. More ideas can be found in the Pinewood Derby Racing booklet, which can be a valuable source

in making your car the fastest on the track. But whatever steps you take and regardless of whether you win or lose, Pinewood Derby racing can be a great way to spend time with friends and family and experience the excitement of Royal Rangers.



The *Pinewood Derby Racing* booklet, (ITEM#02HU5060) as well as a variety of other car racing supplies, can be found online at www.gospelpublishing.com or by calling 800-641-4310.





Official Ranger Kids R



RANGER KIDS HANDBOOK

Your boys' best friend for the next 3 years. Program and uniform information, merit requirements, and check-off lists for all trails and awards. Consider the included *Preventing Child & Substance Abuse* booklet, 02MX2137, a freebie. Paper.

02HU2115 \$4.99



RANGER KIDS BOLO TIE

This yellow cord bolo tie with gold-plated tips and adjustable, enamel-faced Ranger Kids logo is all part of your complete. Class B uniform.

08HU7112 \$6.50

RANGER KIDS POSTER

Stake your claim to the best rooms in the church with this stand-out poster. 10 x 26"

23HU8952 \$2.50

RANGER KIDS CAP

A 2-toned, low-profile cap for keeping the sun off your head—Ranger Kids style! Velcro adjustable strap. Worn as part of the Class B and Class C uniforms.

Youth 08HU7111 \$9.99

Adult 08HU7110 \$9.99



RANGER KIDS EMBLEM PATCH

One more patch to let people know your boys' placement in Ranger Kids. Worn on the awards vest. Embroidered. 3 1/4 x 2 1/4"

15HU7208

\$1.25



J.B. BEAVER PUPPET

It's our pleasure to introduce you to this powerhouse of personality: **J.B. Beaver!** As you can see, he's quite proud of his soft fur, trendy threads, and rugged good looks. It's a sure bet your Rangers will take an instant shine to him. **J.B.** doesn't even need you to be a playwright, because his scripts are written right into Ranger Kids lessons to help you teach quickly and memorably. 13"

19HU8000

\$32.99



GPH

Call
Fax
Visit

1-800-641-4310

1-800-328-0294

www.RoyalRangers.ag.org

GUARANTEE
100%
GUARANTEE

Resources and Supplies



RANGER KIDS ADVANCEMENT SONGS & PLEDGES CD

A little toe-tapping will go a long way in helping your Rangers learn their advancement requirements. Includes all 9 required songs. And just to make it really worth your while, we've also tossed in the pledges, motto, code, meaning of the RR emblem, and all 28 Ranger Kids memory verses. Split-track.

28HU1549 \$16.99



PATCH ATTACH

This will save you a lot of time and sore fingers. This permanent glue quickly bonds patches to practically any fabric without sewing. Ironing required. Washable and non-toxic.

08HU5734 \$3.95

Note: Patches may be removed by reapplying heat, but glue will remain on fabric.



A. ROYAL RANGERS CAP

Navy brushed cotton twill cap with RR emblem embroidered on front. Adjustable Velcro strap. Worn with Class B and C uniforms.

08HU7268 \$9.99

B. ROYAL RANGERS 2-TONE LOW-PROFILE CAP

Khaki crown with faded royal blue bill. Royal Rangers starburst is embroidered on front of cap. Brushed cotton with matching fabric strap closure and brass buckle.

08HU6240 \$9.99

C. ROYAL RANGERS BLACK LOW-PROFILE CAP

Pro-style, low crown, brushed cotton cap with velcro adjustable strap. Royal Rangers starburst embroidered on front of cap.

08HU6220 \$9.99



ROYAL RANGERS PENCILS

Golden Rule. Gold with Golden Rule. Pkg. 12.


16HU7199 \$3.99

Motto. Black with Motto. Pkg. 12. 16HU7196 \$3.99

Code. Blue with Code. Pkg. 12. 16HU7197 \$3.99

Pledge. Red with Pledge. Pkg. 12. 16HU7198 \$3.99

Pkg. of 48. 12 of each pencil listed above. 16HU7200 \$14.50



ROYAL RANGERS NEW TESTAMENT, NIV

The official Royal Rangers New Testament. Presentation page, RR code, motto, pledge, and plan of salvation verses. Dark blue morocco cover. Front and spine stamped with non-tarnish gold. Royal Rangers emblem on front. 3 x 4 1/2"

01HU0694 \$5.95

ROYAL RANGERS SPORTS BOTTLE

Plastic beverage bottle with pop-open spout and white RR emblem. 22 oz.

17HU7883 \$3.50



A. BODY PUTTY

Any mistakes can be fixed! Use to repair gaps, cuts, or scratches on your racer. Great as a smoothing compound and sealer.

18HU7692

\$3.29

B. RACER SHAPING TOOLS

All the tools you need in one package. Kit comes with five specialty blades—a fine blade for cutting wood and plastic, a medium blade for cutting wood, a fine blade for cutting metal and wood, an extra fine blade for cutting metal and wood, and a hacksaw blade for cutting metal.

18HU7693

\$10.98

C. SANDING PADS

These foam-backed pads mold to fit any object. Long-lasting and easy to use. One fine and one medium included.

18HU7694

\$2.98

DRY TRANSFER DECALS

These rub-on decals apply in a jiffy. Use them especially for contours and textured surfaces. Sheets measure approximately 4 x 5" unless otherwise noted.

A. Sponsors and Numbers

14HU6900

\$5.29

B. Nascar

14HU6901

\$5.29

C. Custom Designs

14HU6902

\$5.29

D. Off Road

14HU6910

\$5.29

E. Spyder. 4 x 2 1/2"

14HU6908

\$3.69

F. Turbo. 4 x 2 1/2"

14HU6909

\$3.69

G. Blazin' Flames

14HU7116

\$5.29

H. Cool Blaze

14HU7117

\$5.29

I. Speed Streaks

14HU7118

\$5.29

J. Freedom Runner

14HU7119

\$5.29

K. Beveled Numbers. 4 x 2 1/2"

14HU7121

\$3.69

**ONLY
WHILE
SUPPLIES
LAST!**

GPH

Call
Fax
Visit

1-800-641-4310

1-800-328-0294

www.RoyalRangers.ag.org


For additional Pinewood Derby products visit www.RoyalRangers.ag.org

PINEWOOD CAR KIT

All this kit needs to make the transformation into a slick racing champion is you. Everything else for a basic car is here: Pine body, black plastic wheels, axles, and screws.

18HU7540 \$3.45

**Everything Needed
to Build a Winner!**



FORMULA GLUE

Can't get that custom part to stick to your car? This hi-tack, fast-setting white glue adheres to metal, plastic, and wood, but not to you. Dries clear. Non-toxic and nonflammable. 1/2 oz.

18HU7535 \$2.98



WEIGHTS

Give your car some added gravity.

Lead Weight. 3.5 oz.

18HU7543 \$2.29

Strip Weight* 2 oz.

17HU5958 \$3.69

Combo Weight* 2 oz.

17HU5959 \$3.69

*99.9% lead free



GRAPHITE LUBE

Use this micro-fine graphite to keep your wheels running smoothly race after race. .21 oz.

18HU7542 \$2.25

ACRYLIC PAINT KIT

Plenty of bright colors to fuel your imagination. 6 mini-pots of paint: Red, blue, green, yellow, white, and black. And yes, the brushes are included!

18HU7541 \$2.25



NEW JAR OF GRAPHITE WITH BRUSH


Graphite is the best lubricant to use to speed up your car! Easily apply the graphite with the included brush. Jar contains one tablespoon of powdered graphite.

18HU7559 \$3.60



CUSTOM PARTS


Stand out from the crowd, and make your racer undeniably yours.



FORMULATOR

Exhaust pipes, driver's head, windshield, roll bar, and engine.

17HU0125 \$3.59



DUNE BUSTER

Roll bar, exhaust pipes, and lights.

17HU0122 \$3.59



STEERING WHEEL

Wooden steering wheel attaches to car with screw (included) and turns.

17HU7399 20¢



HEADLIGHTS

Come in pairs ready to paint and glue on to car.

17HU7400 20¢



STAR FIRE

Includes windshield, seat, spoiler, and side vents.

17HU7971 \$3.59



NEW POLISHING KIT

Make your car even faster by polishing the wheels, screws, and the end of the dowels. Kit includes: 220 Grit sandpaper, 2000 Grit sandpaper, cardboard buffer for the screws, 1/4 oz. jar of metal polish, 1/4 oz. jar of a special water-based polish, 12" piece of pipe cleaner, and a solid brass counter sink for the wheels. Kit instructions include information on wheel alignment, weight placement, and aerodynamics.

17HU7972 \$7.60

PINEWOOD DERBY



Our Mission & Methods

Bringing It All Together



Royal Rangers is a Bible-based program for boys, created for the central purpose of developing the total boy for Christ—mentally, physically, spiritually, and socially. The mission of Royal Rangers is to evangelize the world, equip the next generation of Christlike men, and empower them to be lifelong servant leaders. This mission is achieved through **seven methods**.

1. Friendship

Royal Rangers provides boys with the opportunity to develop lasting positive relationships with other boys and with dedicated leaders. These relationships can have a powerful effect in shaping boys' values and behavior during these important developmental years.

2. Activities

Activities form the core of the Royal Rangers program. Through a variety of age-appropriate activities, boys learn outdoor skills, cooperation, leadership, and self-confidence. Many activities also include opportunities to complete requirements for a variety of awards.

3. Patrol System

The patrol system is a method of outpost leadership in which boys lead the various activities of the outpost. Each patrol (a group of 5 to 8 boys) selects its own leader (known as a patrol guide) and assistant. Under their leadership in cooperation with the adult leaders, the patrol works together on different projects, assignments, and activities in class and while on outings.

4. Advancement System

Boys have many opportunities to grow and learn in Royal Rangers. As they develop new skills and knowledge through meetings and activities, their progress is rewarded through a system of advancements and awards.

5. Service & Ministry Projects

Learning to serve others and put their needs ahead of our own is an important part of being a Christian. Boys in Royal Rangers have many opportunities to work with their outpost on projects that will benefit their church and community, providing opportunities for others to hear the good news of God's love.

6. Interactive Learning


The best way for a boy to learn a new skill is to practice it. Royal Rangers meetings and activities are structured to maximize the amount of time boys spend in physical, interactive activity while learning.

7. Uniform

Boys need to experience the value of being part of an effort that transcends their individual needs or concerns. They need the opportunity to identify themselves with a winning team or an exciting experience. Boys in Royal Rangers identify with their outposts and the program as a whole by wearing uniforms. These uniforms are available in a variety of styles, enabling the local outpost to select a style that best suits their interests and budget.

By effectively employing these methods, the Royal Rangers program seeks to bring boys into a close personal relationship with Jesus Christ and to develop within them the principles of Christlike character that will serve as a firm foundation as they daily live out their faith.

More information about Royal Rangers, the uniform, advancements, and other topics can be found on the Royal Rangers website at www.royalrangers.ag.org and in the *Ranger Kids Handbook*, (ITEM 02HU2115) available from GPH at www.gospelpublishing.com or by calling 1-800-641-4310.



Royal Rangers

1445 N. Boonville Avenue
Springfield, MO 65802-1894



729887