



RANGERS *Now*®

LIVING
BY THE
CODE

**ACT
like a
man!**

**Tangram
Fun**

**Leather
Craft**



**Buffalo
Bill
Cody**



royalrangers.com

**LIVE
THE CODE**
Pull-out Mini Poster



RANGERS NOW - ADVENTURE RANGERS Edition — Volume 3, Number 4 published annually by Royal Rangers; 1445 N. Boonville Avenue; Springfield, MO 65802-1894.

The Royal Ranger clubs names, logos, emblems, and artwork are registered trademarks or copyright protected properties. © 2010 by Gospel Publishing House, 1445 N. Boonville Avenue, Springfield, Missouri 65802. All rights reserved. Unauthorized duplication prohibited. Printed in USA. Periodicals postage paid at Springfield, Missouri.

Royal Rangers, Adventure Rangers, and the Royal Rangers logo are registered trademarks of Gospel Publishing House, 1445 N. Boonville Avenue, Springfield, MO. All rights reserved.

All scripture quotations, unless otherwise indicated, are taken from the HOLY BIBLE, NEW INTERNATIONAL VERSION®. Copyright© 1973, 1978, 1984 by International Bible Society. Used by permission of Zondervan. All rights reserved.

Doug Marsh
NATIONAL DIRECTOR
Publications Manager

John Hicks
NATIONAL PROGRAMS & COMMUNICATIONS
COORDINATOR
Editor-in-chief

Sandra Blanchard
Technical Editor

Layout Design by Dale Gehris

COVER PHOTOGRAPHY © iStockPhoto

Contents

4 ACT Like a Man

God built you to ACT like a man. We'll tell you what that means and how to get started.

6 Buffalo Bill Cody: Icon of the Wild West

Learn about one of the most famous people in the American Wild West!

8 Royal Rangers Program Updates: Join the Adventure

Some important changes have taken place in Royal Rangers recently that you may not be aware of. Find out here.

10 Living By the Code

What is the Code? We'll tell you all about it. Also, hear from other guys, just like you, who are living it.

12 The Code Pull-Out Mini-Poster

Pop out your own CODE poster and slap it on your wall for all the world to see!

14 What is Camporama?

It's the largest Royal Rangers event you will ever attend in your life!

16 Make a Small Possibles Pouch

Try your hand at this cool leather craft. Everything you need to know to get started.

18 FIRE Institute and the GMA Capstone Project

Here's a way you can serve others in a meaningful way while developing valuable leadership and teamwork skills.

20 Youth Alive Campus Missions: A New Mission

Join the growing movement of students who are signing up to share Christ in a place where many never thought possible before—their schools.

21 Puzzle Mania: Tangram Fun!

Tangrams are a lot of fun for your brain. Cut out the pieces and try to assemble the shapes. Can you do it? Then design your own!



Are you the kind of guy who likes to work on merits on your own, at home? Have you ever missed a Rangers meeting and wondered how you were going to make up the material you missed? If so, then we've got something you might like. It's called **TRaCclub** – The Rangers Curriculum club. **TRaCclub** is an online curriculum delivery system for Royal Rangers. It's the stuff your leaders use when planning meetings. All the merits used in Royal Rangers can be found in **TRaCclub**. Skill merits, Bible merits, and leadership merits – they're all there! And the best part is, you can have your own membership! Here's the scoop. **TRaCclub** is...

- a web-based application - no software to download or install
- always available, anytime, anywhere you're connected to the Internet
- always current - featuring the latest updates and new program materials

TRaCclub gives you the freedom to earn merits and complete advancements at a pace that best suits you.



**God
wants you
to ACT
like a
man.**

ACT like a man!

Royal Rangers—it's about becoming the best version of you that you can be. You were born a male, so God wants you to be the best man you can become. But there is more to becoming a man than hair, muscle, and a deep voice. God wants you to **ACT** like a man. Here's how God builds you to **ACT** like a man.

He starts with **ADVENTURE**. Like to hike, hunt, or fish? Play ball or watch sports? Listen to or play your music? Take photos, edit videos, or produce podcasts? Build or fix things? Help people, say by mowing a neighbor's yard who is sick or in need? These are fun things us guys like to do. We dream of adventure—going places, testing our limits, and having fun! Do you realize God made you to enjoy adventure? He did! The Bible says God rides on the thunder, naps in the clouds, and plays in the rain. God has fun, and so can you.

Next, God adds **CHARACTER** as He builds a man. Character is strength that comes in the form of muscles, brainpower, creative talents and abilities, emotional stability, moral and spiritual strength, and more. Is the character strength God gives you to show off or to take advantage of people? Of course not! It is to help the weak and to protect those we care about.

Finally, God builds into men love for a special **TASK**. This gives us direction and purpose. Adventure and strength focused on a special cause makes us real men!

Men who love adventure only for the sake of fun and who use their strength just to show off are guys who wreck themselves. Take, for instance, Sampson the Old Testament judge, who before asking God to forgive him landed himself in a work prison, weak and with his eyes gouged out. God had given him a love for **ADVENTURE** and challenge plus great physical and moral **CHARACTER** for the **TASK** of delivering his nation from the grip of their oppressors. But instead, he played games with God, loving his adventure and using his strength for selfish gain rather than to accomplish his special task of serving people.

Your pastors and Royal Rangers commanders are excellent examples of the kind of men you can copy. They love adventure, they are morally and spiritually strong, and they are focused on serving their family, the church, and YOU! They focus their **ADVENTURE** and **CHARACTER** strength on a special **TASK**—being God's allies to tell the whole world about His love.

Do you know how to **ACT** like a man? Let God build your life. If you do, it will be full of adventure, strong character, and a special task. That is what being a Royal Ranger is all about—becoming the best version of you, the best man you can be!



"READY" to ACT,
Doug Marsh,
National Director

Buffalo Bill Cody

Icon of the Wild West

By Larry Toll,
Associate Professor of History, Evangel University

One of the most famous figures in the history of the American West was William F. "Buffalo Bill" Cody, an Army scout, Indian fighter, buffalo hunter, and one of the most famous entertainers in American history.



Cody was born in Toronto, Canada. In 1853, his family moved to Kansas, which was in the middle of a struggle between people who wanted Kansas to be a free state and those who wanted it to be a slave state. His father was opposed to slavery and died after being wounded by pro-slavery activists. Cody was 11. Shortly thereafter, he took a job as a scout for the Army. By 1860, at the age of 14, he became a rider on the famous Pony Express, helping to carry the U.S. Mail overland from Missouri to California and back. Riders were usually teenage boys chosen because of their smaller size.

During the Civil War, Cody served as a wagon driver for a Kansas regiment. After the war, he continued as a scout for the Army. During this time, railroads began expanding westward. It became necessary to thin the buffalo herds that numbered into the thousands because large, migrat-



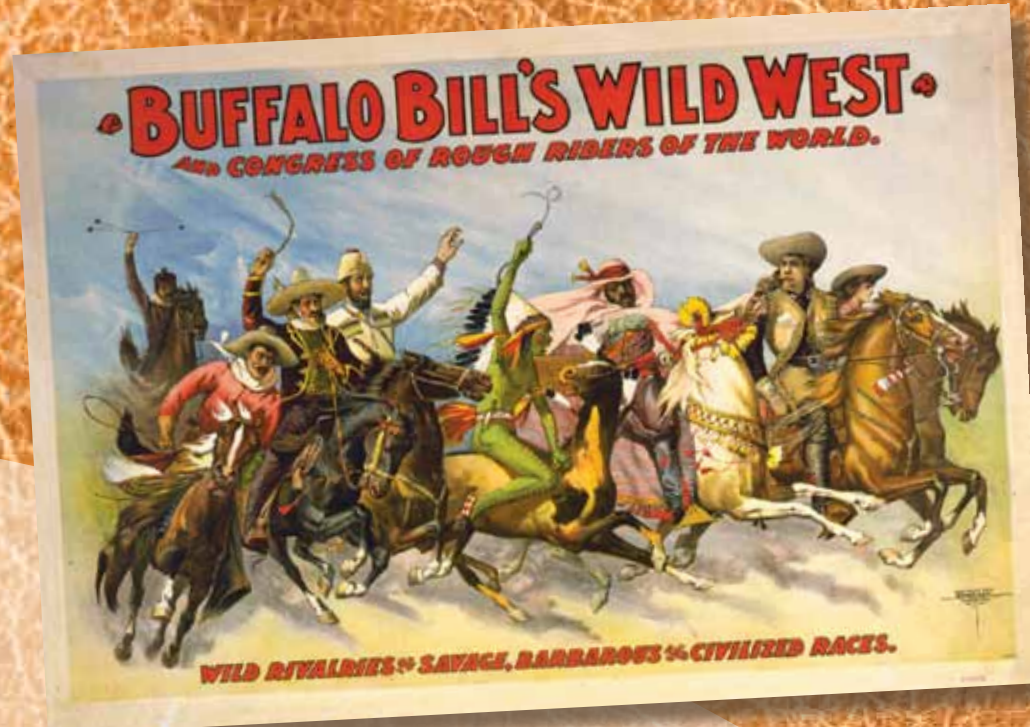
ing herds could cause major train wrecks if they charged across the tracks in the path of an oncoming train. Cody's work as a buffalo hunter for the Kansas Pacific Railroad earned him the nickname "Buffalo Bill."

In 1872, the Grand Duke of Russia toured the American West, and Cody served as his personal scout and hunting guide. The trip made Cody an American celebrity almost overnight. Cody's fame propelled him into the role of an entertainer when he and a friend known as Texas Jack Omohundro performed in a traveling play entitled "Scouts of the Plains," which toured for ten years.

In 1883, Cody developed his own Wild West show and toured throughout the United States and Europe. By the 1890s, he had expanded his show to include horseback riders; trick shooters, such as Annie Oakley; and reenactments of stage coach robberies, Pony Express rides, and famous Indian battles, such as Little Big Horn. Cody became an international figure, performing around the globe and before major world leaders. Buffalo Bill's Wild West shows became the basis of some of the early western movies that were being produced in the early 1900s.

In his later years, Buffalo Bill became an advocate for conserving western lands and played a role in convincing the federal government to establish what would become the Bureau of Reclamation. He also became an advocate for Native Americans and for women, arguing that women should be paid the same wage as men for equal work.

Buffalo Bill is a great American icon who overcame great hardship to become one of the most famous people of his day. In Adventure Rangers,



you will experience challenges and the rewards of success as you explore new areas of interest, develop new skills, and have your own great adventures as you grow into the Christlike servant leader you were created to be.

Luke 2:52 says, "Jesus grew in wisdom and in stature and in favor with God and men," indicating that Jesus grew in four distinct ways. As an Adventure Ranger, you, too, will grow in these four ways, according to the example of Christ:

- **Mentally** – Your mind will grow smarter by learning new skills and experiencing new activities.
- **Physically** – Your body will grow stronger as you practice good health habits, proper diet, and exercise.
- **Spiritually** – Your spirit will grow deeper as you develop the basic Christian disciplines of prayer, Bible reading, church attendance, and telling others about Christ (evangelism).
- **Socially** – Your relationships with others will grow closer as you make new friends, work together in teams, and experience leadership opportunities in your patrol and outpost.



Larry Toll is an Associate Professor of History at Evangel University in Springfield, MO. He also serves as a Discovery Rangers Commander at Life360 Church in Springfield.

Royal Rangers Program Update

Join the Adventure!

By John Hicks,
National Programs Coordinator

For many years, Royal Rangers has been a great way for guys across the country and around the world to do fun and exciting things. But change is sometimes needed to be sure that the best and most current ways are used to keep the program fun and flexible. Some important changes have taken place in Royal Rangers recently that you may not be aware of. These changes will certainly affect you in the years ahead as you continue down the advancement trail in Royal Rangers.

Advancement System Changes

In March 2010, a new advancement system was announced that included major changes to the Discovery, Adventure, and Expedition Rangers advancement trails. Although the Adventure Rangers advancement steps did not change, the number and types of merits required for each step changed quite a bit. A whole new type of merit known as "leadership merits" was added to the advancement system to help develop leadership and teamwork skills as part of the advancement process.

Merits Changing Colors

In order to make room for the new leadership merits without adding a new color category for merits, many of the existing skill merits were moved to a different color category. All skill merits for Discovery Rangers are now BLUE, and all Adventure Rangers skill merits are now GREEN. The RED and GOLD color categories are now used for leadership merits. The new color categories for merits are illustrated by the table to the right.



Skill Merits **Blue**
Bible Merits **Orange**
Leadership Merits **Red**



Skill Merits **Green**
Bible Merits **Brown**
Leadership Merits **Gold**



Skill Merits **Silver**
Bible Merits **NA***
Leadership Merits **Sky Blue**


*Expedition rangers complete Spirit Challenges rather than Bible merits.

Transition Plan

Groups and individuals can continue using the old advancement system (i.e., the one described in the 2002 & 2003 handbooks) through December 2012. After that date, the 2002 system will no longer be used for Royal Rangers advancement. Individuals can switch to the new advancement system at any time and keep all awards and merits earned under the old system. However, once the transition is made, all future advancement must be earned under the new system.

For More Information

More information on the new 2010 advancement system can be found on the national Royal Rangers web site at royalrangers.com. Your comments and feedback can also be sent to the national office from this site. Check it out!



Junior Training Materials Now Online

By Steve Schultz,
National Training Coordinator

Did you know that Junior Leadership Foundations and the first leadership merits are now available on TRaCclub? Junior Leadership Foundations is the first step in developing your leadership skills. It is repeated each time you assume a new leadership position in the patrol or outpost. The Junior Leadership Foundations patch may be worn once you complete the following:

- Participate in the Introduction to Leadership interview
- Read the introductory and patrol system material
- Complete a leadership assignment
- Pass a uniform inspection

It's OK to repeat this process over and over so you get more confident and experienced as a junior leader. Each leadership interview is specific to the job title you are assuming in the outpost.


Also new leadership merits are available on TRaCclub. Leadership merits are key training tools for your group. The red, gold, or sky blue leadership merits are intended to be taught every six months by your group leader in one of two ways: in five weekly meetings or in a one-day/weekend format. These are fun, interactive merits that will challenge you to develop your leadership skills. Each merit includes lessons on the following universal skills:

- Social skills
- Equipping skills
- Attitude skills
- Leadership skills
- Servant skills

Has your outpost set a date yet to teach the leadership merit for your age group? Ask your leader if he has accessed Junior Leadership Foundations and the leadership merits from TRaCclub so your outpost can start using them right away.

For info on TRaCclub see page 3

LIVING BY THE CODE



By John Hicks,
National Programs Coordinator

What is the Royal Rangers Code? Why do we have it, and what is it for? Have you ever asked yourself these questions? The Code has been around since Rangers began in 1962 and is represented in the RR emblem as the eight blue points. But what does it actually mean to a Royal Ranger? Is it just a set of words we memorize as a requirement for advancement, or is it something more?

The Royal Rangers Code is basically a "code of conduct," a set of principles a guy can use to guide his daily life. The concept of living by a code has been around since the beginning of recorded history. Hammurabi, an ancient Babylonian king, wrote a list of rules to govern his kingdom around 1700 B.C. They are known today as the Hammurabi Code. The Samurai, a powerful warrior class in ancient Japan, lived by a code known as Bushido, which emphasized virtues like loyalty, honor, duty, and self-sacrifice. The Knights Templar, an order of knights founded during the Crusades of the Middle Ages, pledged themselves to live by a code of chivalry to "protect the weak, defenseless, helpless, and fight for the general welfare of all."

God inspired prophets, priests, kings, tax collectors, and Pharisees to write the Scripture we now refer to as the Old and New Testaments, which represent the Holy Bible, the basis for our Christian faith and the foundation of the code of conduct we refer to as our Royal Rangers Code.

The Rangers Code is more than just a set of words. It is a guide, a standard, by which every young man can measure himself and test his commitment, not just as a Royal Ranger but as a growing disciple of Christ. With the Code, a Ranger may ask himself, "Am I ALERT, always aware of challenges & opportunities around me? Do I practice CLEANLINESS in my body, mind, and speech? Am I HONEST at all times and in all situations?" The answers to these and other questions will enable a young man to "keep his way pure" by "living according to" the Word of God. (Psalm 119:9). Use the Code as a standard for guiding the way you live and interact with others every day, and it will soon become an essential part of your Christian faith as you daily grow in Christ.

WHAT DO OTHER RANGERS SAY ABOUT THE CODE?

"Ultimately, the Ranger Code has influenced my life more than anything else I have ever done in Rangers. The best way I can describe what the code means to me is to say each word out loud and be able to feel what the word actually means. With Alert meaning always ready to go, always ready for the next thing. Clean, this point is one that I feel has an extra sensational meaning. Every time I think of it I just can't help but think of an athletic team in their all-white home jerseys (sorry football, you are the only sport that doesn't have white as the home color). By going through all eight points and beginning to understand the feelings that they represent, you will naturally begin to think of that feeling when something that happens around you either conflicts or agrees with it. Getting to that point of knowing when something crosses lines with the code is the main thing that keeps me on a straight path day-in and day-out."



—Josh Kennedy (age 16),
Milwaukie, OR

"To me, the Royal Ranger Code is a great basis or guideline for all Christians to live by. The Code has helped me personally to make wise and Godly choices. Living by the Code means practicing it in your everyday life, like being courageous to go to the lonely person everyone makes fun of and witness to him and be kind, or making honest and good choices with friends. Every day at my school there are situations that go against what I know is right and what the Code is all about. In every part of my life I try to be a good example to everyone around me and I try to love and respect God by using the Code to help me in my walk with Christ."



—Joseph Pingleton (age 14),
Branson, MO



"The Ranger Code helps me to guide me in the way I should act and helps me to be a better role model for other boys. The most important point of the Code for me is Courteous. I think it's important to always put others first in everything you do."

—Jonathan Humpal (age 13),
Atwater, CA

A Royal Ranger is:

Alert

He is mentally, physically, and spiritually alert.

Clean

He is clean in body, mind, and speech.

Honest

He does not lie, cheat, or steal.

Courageous

He is brave in spite of danger, criticism, or threats.

Loyal

He is faithful to his church, family, outpost, and friends

Courteous

He is polite, kind, and thoughtful.

Obedient

He obeys his parents, leaders, and those in authority.

Spiritual

He prays, reads the Bible, and witnesses.

LIVE THE CODE





What is Camporama?


By Jim Allen,
National Administrative Director

Camporama? What is Camporama? It is quite simply the largest Royal Rangers event you will ever attend in your life. An event so BIG it needs an area larger than 1,100 football fields to contain it! The activities you will participate in are mind-boggling. From competitive games to fun events, you may not be able get them all done. Swimming pools, archery, and BB gun competitions are only a few of the dozens of activities. Each night we will have a special meeting where everyone will gather for a great evening of fun! Oh, did we mention the swimming pools?

The 2012 Camporama will be at Camp Eagle Rock, the national Royal Rangers campground, in southwest Missouri. The dates are July 9-13, 2012. Royal Rangers from across the country will attend. We will also celebrate the 50th anniversary of Royal Rangers. You don't want to miss this event!

The 2012 Camporama will be here before you know it. Talk with your outpost leader today and start making plans to attend. For more information (and with your parent's permission), check out the web site at :

nationalcamporama.com



Make a Small “Possibles” Pouch



Every avid outdoorsman has a need to carry enough necessary gear with him to be able to get by when he's out in the woods. The mountain man carried his most important gear in his possibles bag so that it was available for quick access along the trail. Making a pouch for your important possibles is a great project for a leather craftsman.

A possibles pouch can be made out of a lot of different materials, but leather works best. The frontiersman probably used deer, elk, or buffalo hide. Today these leathers are still used, but cowhide might be a little easier to find. If a piece of leather isn't available, you could use any kind of heavier fabric, such as canvas or denim.

To begin, lay out your pattern on

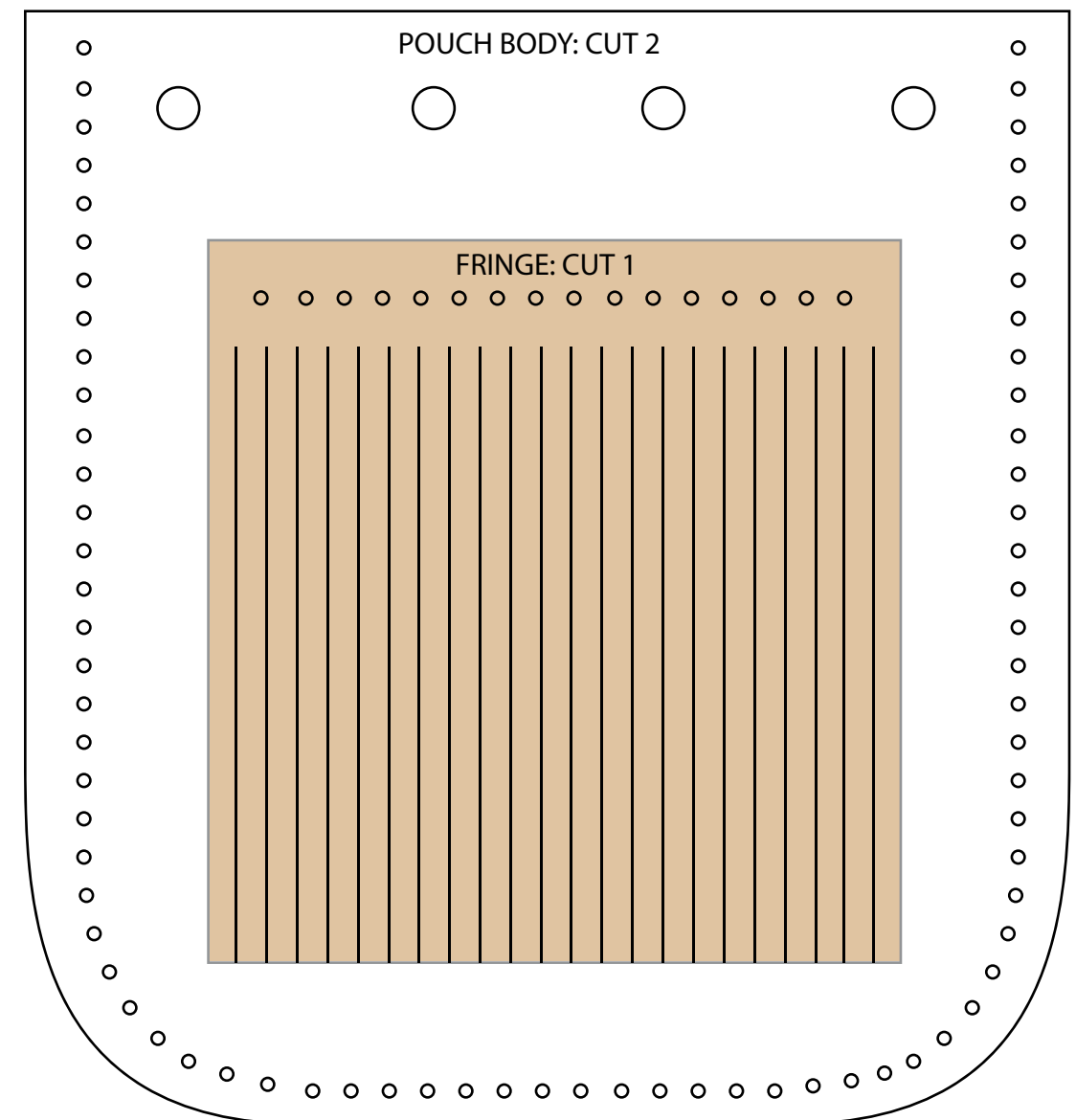
leather or whatever material you are going to use. Cut the pieces out of paper first, then lay them on your leather and trace around them with a pen or pencil. If you are using leather, be sure to mark the stitching holes. You will need two of the pouch body pieces and one of the fringe pieces. When it's time to cut the pieces out of the leather with a sharp instrument, **BE SURE TO HAVE YOUR COMMANDER OR ANOTHER ADULT HELP YOU.** Holes for the drawstring and for stitching can be done easiest with a leather punch.

Any decoration that you want to put on your bag should be done before sewing the pieces together. A mountain man may have used beadwork or quillwork, but Sharpie markers or acrylic paints will

work great for decorating your bag. When it's time to assemble your bag, lay out your pieces as in Fig A with the inside out. Using a piece of sinew or waxed thread, sew the pieces together as in Fig B and C.

When finished with the sewing, turn the pouch right side out. Add a drawstring to your bag so you can close it, and you have just made a possibles pouch. You are now ready to hit the trail.

Tandy Leather Factory makes a kit for this project out of genuine leather with all of the parts pre-cut and pre-punched. You can find this and many other great leather projects at any of their stores, or you can shop on line at www.tandyleatherfactory.com. Be sure to pick up a copy of their 2011 catalog when you visit.



INSTRUCTIONS FOR FRINGE POUCH

KIT PARTS:

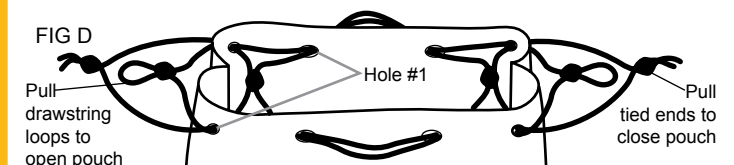
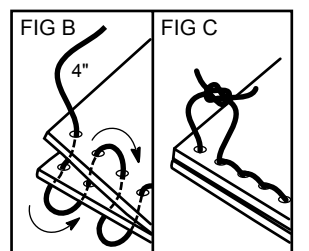
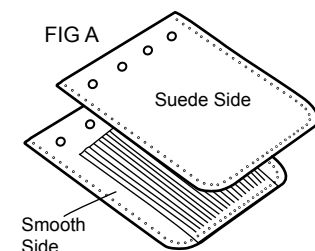
Front, Back, Fringe, Drawstrings, Needle & Thread

STEP 1: Center fringe part between front and back parts aligning holes (Fig A).

STEP 2: Leaving 4" of thread at first hole (Fig B), stitch in and out around pouch through all parts. Pull stitches tight.

STEP 3: At last hole, turn and stitch back around to first hole. Tie ends in knot (Fig C). Trim thread. Turn pouch smooth side out.

STEP 4: To make drawstrings (Fig D), fold one lace in half. Tie folded end in overhand knot leaving a loop as shown. With loop on outside, insert ends through hole #1 (on each side). Don't twist lace; keep flat. On inside, tie lace in tight knot against inside seam. Continue lacing in and out to other side. On outside of pouch, tie ends together in overhand knot. Repeat with 2nd lace on other side of pouch.



FIRE INSTITUTE

and the GMA Capstone Project

By John Hicks,
National Programs Coordinator

For many years, the Gold Medal of Achievement has represented the high point on the Royal Rangers advancement trail, and the GMA Service Project has been a key requirement. The goal of the service project was to provide a young man with the opportunity to serve others in a meaningful way while developing valuable leadership and teamwork skills.

With the inclusion of leadership merits in the new 2010 advancement system that develop leadership and teamwork skills, the national Royal Rangers team wanted to change the emphasis of the GMA project to discipleship and personal spiritual growth. FIRE Institute provided an ideal option.

FIRE Institute is an intensive discipleship program, developed by the National Youth Ministries department. It consists of four, 8-week sessions that challenge young people to develop the daily disciplines of a Christ follower and a consistent Christian testimony. Participants have experienced life transformations.

In 2010, FIRE Institute was adopted as the replacement for the service project, and the completion of one, 8-week session is now required for the GMA. This requirement is now referred to as the Capstone Project.

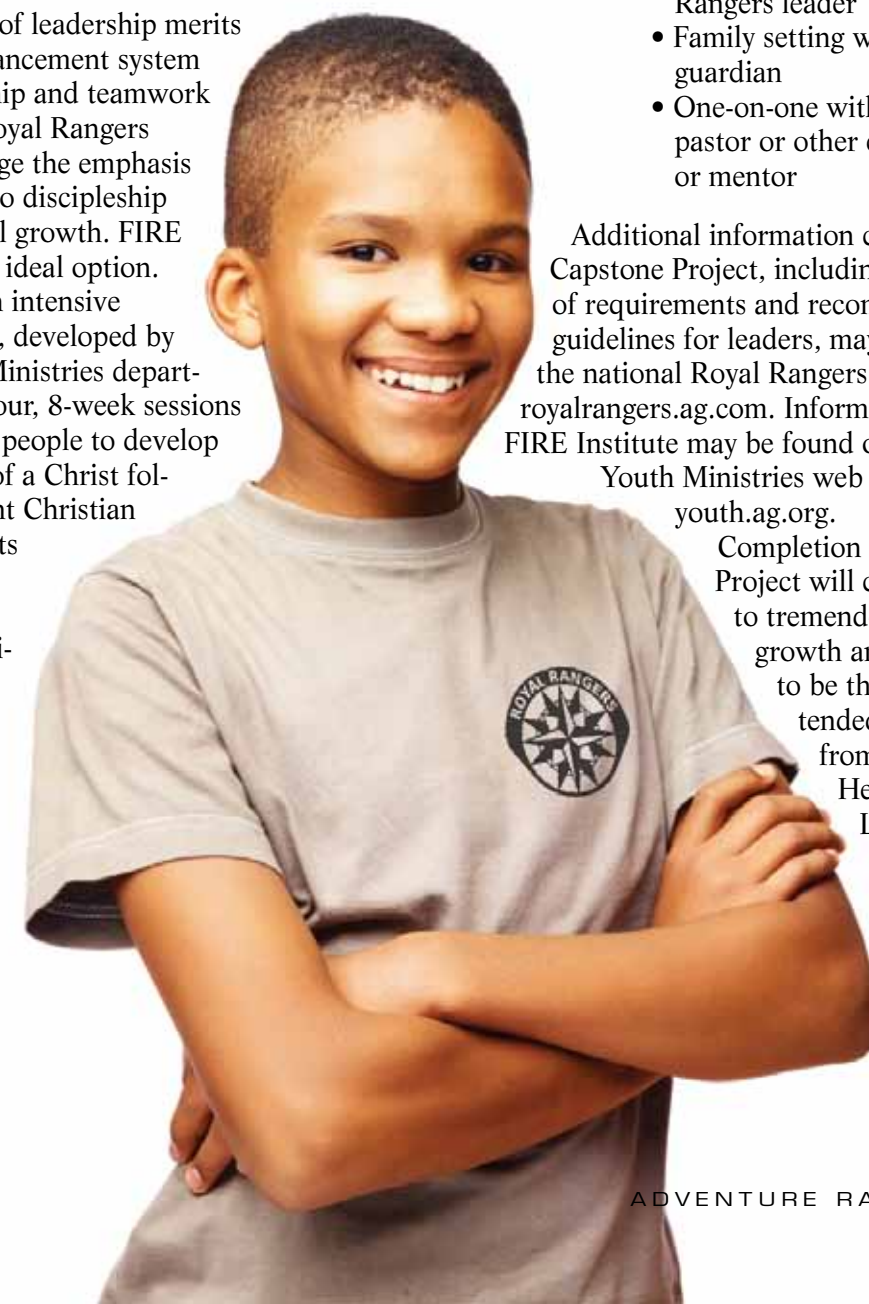


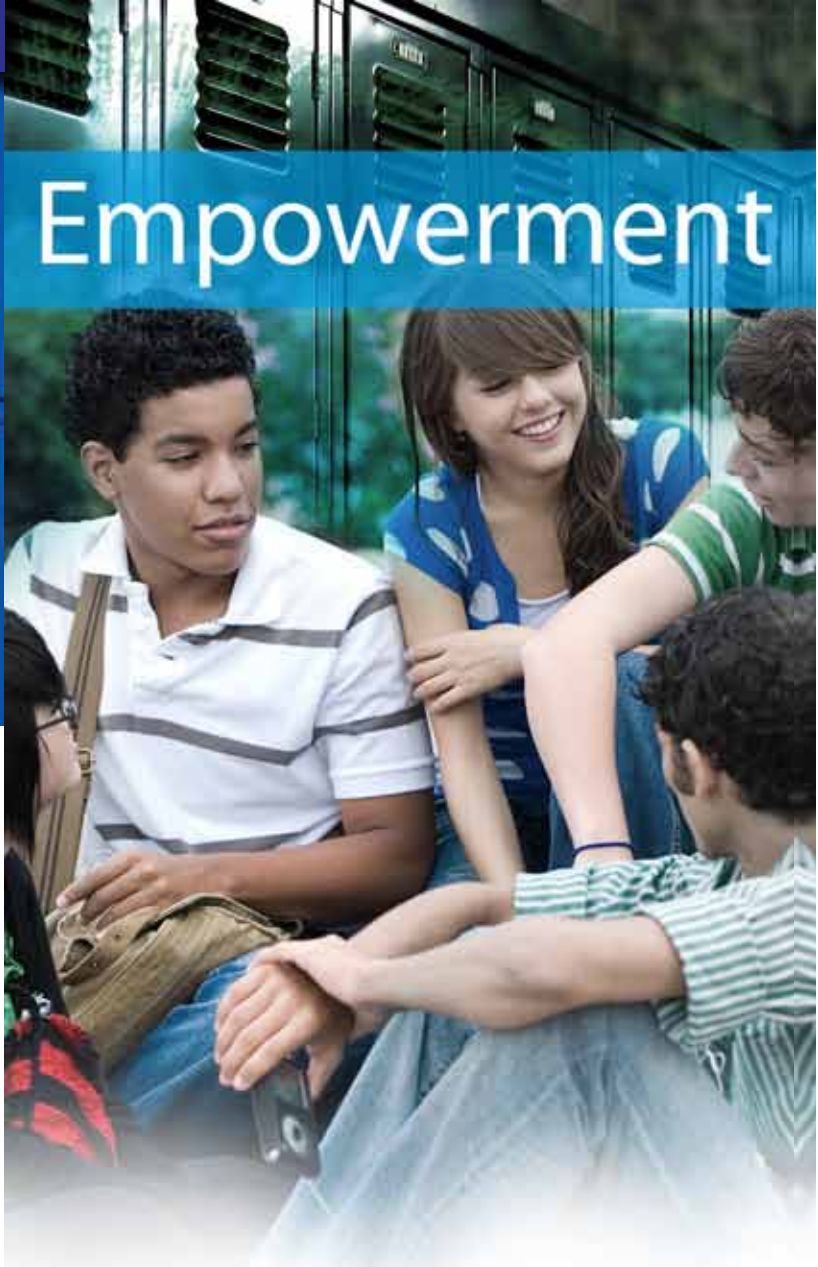
The Capstone Project may be completed in a variety of settings. The national Royal Rangers office recommends that it be completed in a small group setting through the youth ministries program at your church. However, if your church does not provide a youth ministry program or your youth ministry is not planning to conduct FIRE Institute, the following alternative methods may be used:

- Small group setting with your group leader or other Royal Rangers leader
- Family setting with a parent or guardian
- One-on-one with your youth pastor or other church leader or mentor

Additional information concerning the Capstone Project, including a checklist of requirements and recommended guidelines for leaders, may be found on the national Royal Rangers web site at royalrangers.ag.com. Information on the FIRE Institute may be found on the National Youth Ministries web site at youth.ag.org.

Completion of the Capstone Project will challenge you to tremendous spiritual growth and equip you to be the man God intended for you to be from the moment He created you. Let this be the beginning of knowing God on a whole new level and allow Him to set you on FIRE!





Empowerment

A New Mission!

by Kent Hulbert,
National Campus Missionary Coordinator

There is a growing movement of students, who are signing up to share Christ in a place where many never thought it possible before—their schools. It doesn't matter what kind of school you attend—public, private, Christian, or homeschool. Students are responding to a desire to reach their friends for Christ. This movement is called Campus Missions.

Campus Missionaries are students in middle, junior, and high school (6th -12th grades), who begin to view themselves as missionaries to their own generation in their own communities.

Can you relate to these students' passion?



"God has changed my life, now it's time to bring it to my school. I may not have been doing my best before, but things are changing. God has touched and placed a new burden in my heart. Things are going to change at Creekview High School. Praying and believing God to use me to help others. Revival is going to hit Creekview. That's the only goal this year."
– Jenny, TX



"I've been really into the movie 'To Save A Life' lately. The overall message of the movie made me realize how much of a difference I could really make.... The one friend I didn't expect to really love it totally surprised me. Today me and him were having a conversation..., and out of the blue he tells me he's been thinking about becoming a youth pastor; a major change of career paths because he's intended (his entire life) on going into the military.... I have 2 best friends who are atheist, and I want so badly to bring Jesus into their lives. I mean, how amazing would that be? But then here's this friend right here.... I'm seeing him turn into a real Christian now and realizing God put

him in my life, or vice versa, me in his life, for a purpose. It gets me pumped to give everything my absolute all and shine the light of Jesus in whatever ways I can!" – Jess, CT

"I heard about being a Campus Missionary at summer camp this year.... I want to be a witness to my friends, and to be the kind of person they can come to with problems, just to talk. I want to be someone they can ask to pray about something in their life.... I've wanted to live out my life as a witness there, to tell there, to serve there, to pray for the people there, to pray there, to give of my time there. I realize now that I have another campus to reach, right here at my house. To be a witness to the people who know me the most, and probably see my darkest, and meanest moments. I want to pray for my family, to tell my family what God has done for me, to live out my life like Jesus, to serve, and help out, and to give my time, talents, or my ear to listen. I still want the Bible but I realize now that faith without works is dead, and I truly want to show the world my commitment to God, and to my campus...." – Anna, AL

So what does a Campus Missionary do?

As Campus Missionaries, students focus on 5 key habits, or commitments, in order to become stronger disciples of Christ. By living these key habits,

(Continued on next page)



A New Mission!

(Continued from previous page)

you can begin to live a life that intentionally helps you reach your world for Christ. A Campus Missionary commits to:

PRAY LIVE TELL SERVE GIVE

PRAY: Talk to God conversationally. Pray daily for friends, teachers, school administrators, and others who need Jesus.

LIVE: Live a real, consistent Christian faith by reading, studying, and memorizing God's Word and spending time in personal worship.

TELL: Tell your friends about Jesus.

SERVE: Start or join a campus club and look for ways to serve your school.

GIVE: Consistently be generous with your time, money, and abilities to support your church and its missions and outreach projects.

Where do you begin?

These stories tell of young people who trusted God to use them to reach their friends, school, and family for Christ. What about you? God looks more at our availability to Him than our abilities. You can join this growing movement at www.yausa.com. There, you'll find resources and ideas to help you grow stronger in the 5 habits of a Campus Missionary.

When you become a Campus Missionary, you will receive several free copies of the *Book of Hope* and a complimentary copy of the *Fire Bible Student Edition*.

Are you up for this new journey? Your school and your friends await you to share Christ with them.

Kent Hulbert is a full-time missionary, serving as the National Campus Missionary Coordinator for Youth Alive. Kent is available, via email at kenthulbert@mac.com, to answer any questions about Campus Missions or to encourage you in your journey to reach your school and friends for Christ.

Leading a Friend to Christ

by Kent Hulbert,
National Campus Missionary Coordinator

Greg Stier, founder of Dare2Share Ministries, a ministry that helps train students to share their faith, shares a simple way to tell others about Jesus by remembering the GOSPEL.

- **God** created us to be with Him.
- **Our** sins separate us from God.
- **Sins** cannot be removed by good deeds.
- **Paying** the price for sin, Jesus died and rose again.
- **Everyone** who trusts in Him alone has eternal life.
- **Life** with Jesus starts now and lasts forever.

If your friend has never trusted Jesus for eternal life, encourage them to start right now. Here is a sample prayer they can say to start this new relationship with Jesus:

"Father, I know I'm a sinner. I realize that my good deeds will never get me into heaven. Right now, I believe that Jesus died in my place for my sins. I trust in Him alone to forgive me for all of my sins and be the leader of my life. Thank You for Your free gift of eternal life and our new relationship. In Jesus' Name."

Help your friend realize this new relationship is about who they are trusting to lead their life. A great resource, *Alive In Christ*, (item #020481) is a simple booklet that will help your friend grow in Christ. You can learn more about it at www.yausa.com in our store.





PUZZLE! MaNia!

Tangram Fun

Tangrams are a lot of fun for your brain. They start out as a large square that is cut into seven different shapes. These shapes can be turned, moved, and positioned to create all sorts of things from animals, things, and people. Carefully cut out the tangram below. Then cut along the white lines to separate all the pieces. Use your brain power to figure out how to use all the tangram pieces to build each of the pictures below.

Try your hand at creating your own shapes. After you're done, see if you can make it into a square again.





Experience
the Adventure
that lasts a
lifetime!



ROYALRANGERS.COM



Royal Rangers

1445 N. Boonville Avenue
Springfield, MO 65802



729889