



RANGERS NOW

ROYALRANGERS.COM



**GET
READY
FOR RANGER
DERBY!**

Start your engines! Ranger Derby racing is a favorite activity for many Rangers. You get to build a car, customize it with paint and decals, and compete against other kids in your outpost or district to see whose car is the fastest!

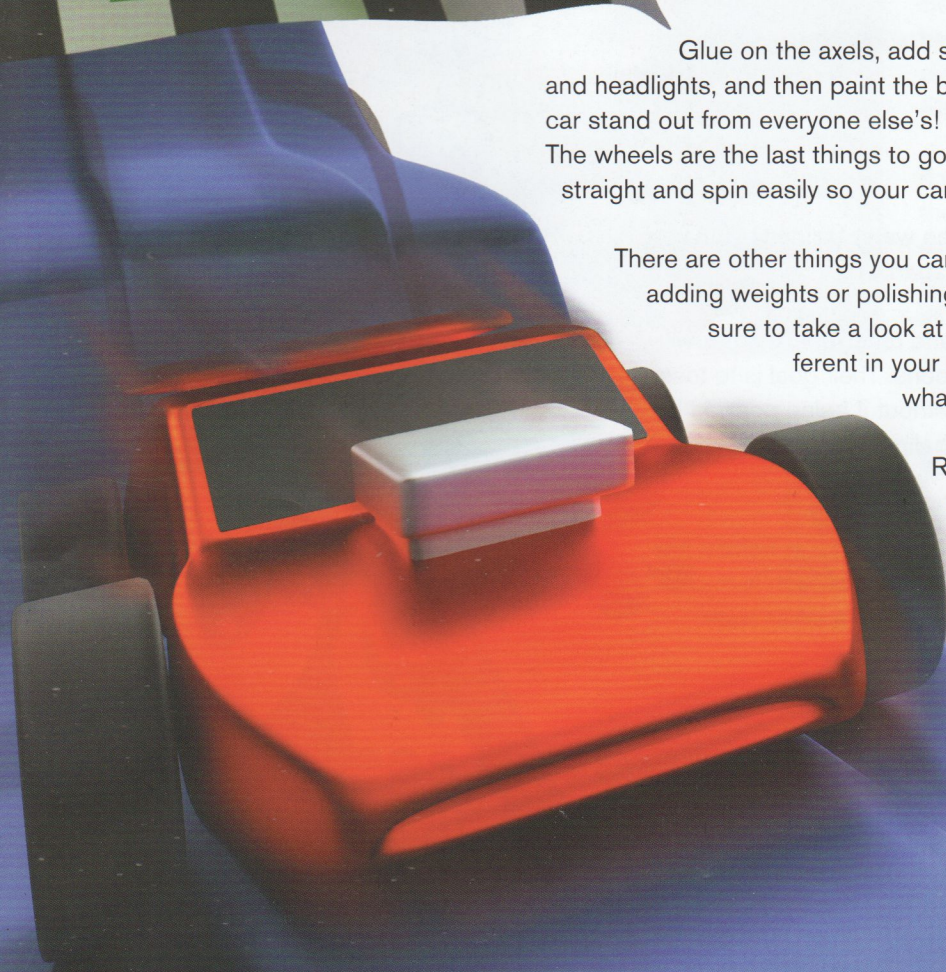
You can find ideas for building a car online. Your leader and parents can help you. First, decide what you want your car to look like. What kind of shape do you want it to be? With help from an adult, you can carefully cut out the shape of the car with a saw. You'll want to be sure and have your leader or parent help with that since saws can be dangerous. Once it's cut out, you can start rounding it off and smoothing it down with a wood file and sandpaper. Keep working at it until you get your car nice and smooth.

Glue on the axels, add some custom parts like a steering wheel and headlights, and then paint the body of the car. Be creative and make your car stand out from everyone else's! After the paint is dry, you can add decals. The wheels are the last things to go on. You'll want to be sure they go on straight and spin easily so your car will be fast when rolling down the track.

There are other things you can do to make your car fast, such as adding weights or polishing the wheels. But whatever you do, make sure to take a look at the rules. Ranger Derby rules may be different in your outpost or district, so you'll want to know what they are before you build your car.

Ranger Derby racing is an awesome way to show your creativity and have a blast with your friends!

(You can find tips and rules at www.royalrangers.com)



THE _____ IS MY
⠠ ⠠ ⠠ ⠠

_____ AND MY
⠠ ⠠ ⠠ ⠠ ⠠ ⠠ ⠠

_____ PSALM 28:7
⠠ ⠠ ⠠ ⠠ ⠠

BRaille ALPHABET

A B C D E F G H I J K L M N O P Q R S T U V W X Y Z
⠠ ⠠

SOAKER BASEBALL

WHAT YOU WILL NEED:

- 2 buckets
- 2 plastic bats
- 2 water balloons for every player

HOW TO PLAY

Fill one bucket halfway with water. Place the water balloons in the second bucket. Place them about 15 feet apart.

Divide the players into 2 teams, throwers and receivers. The throwers line up behind the bucket with the balloons. Their goal is to toss a water balloon into the opposite bucket without it being popped by the other team. They get 1 point for every balloon they make in the bucket.

Each member of the receiving team takes turns standing behind the bucket of water and holds a plastic bat. When the balloon is tossed, they try to hit it with the bat and burst it, keeping the other team from scoring a point.

Each thrower tosses 2 balloons, and then switches to the next team member. Each receiver gets 2 chances to block the balloon from getting into their bucket. The teams switch, receivers become throwers and throwers become receivers. The team with the highest score wins.



THOSE PATCHES ARE KEEPERS!

By John Hicks

It's been a tradition in the *Royal Rangers* program to give out patches to everyone attending a district and national event. If you've ever been to a district Pow-Wow, a National Camporama, or a Territorial Rendezvous, you probably received an activity patch representing that event. After you've been in the *Royal Rangers* program for a while, those patches can begin to pile up. So what do you do with all of them? Here are some great ideas.

WEAR ONE ON YOUR UNIFORM.

The right pocket of the utility uniform is reserved for an activity patch. It can be any patch representing any *Royal Rangers* event you've attended. Most guys tend to wear their most recent Pow-Wow patch or some other significant event, but you can wear whichever patch you choose.



WEAR SEVERAL ON YOUR AWARDS VEST.

You can also wear activity patches on the back of your awards vest, along the bottom in rows. Merit patches are also worn on the back of the vest, along the top. You can decide how many of each type you want to wear.

CREATE A PATCH DISPLAY.

Some people will display their patches on a banner hanging on the wall or in some kind of display box. These can be taken with you to *Royal Ranger* events and put on display.

If you have extras, you may want to trade them to get patches from other districts or even other countries. So be creative and keep track of those patches, because they're all keepers!

TRIVIA CORNER DID YOU KNOW...



Honeybees have hair on their eyes!

Can you imagine your mom saying, "Comb your eyes before you leave the house"?

Baby robins eat 14 feet of earthworms every day!

That's a lot of worms!









A snail can sleep for 3 years straight!

Perhaps they need an alarm clock!



Kingstone Comics™ classic stories visually come to life!

Bring the message of the Bible to a new generation.



Available at MyHealthyChurch.com



© 2014 BY GOSPEL PUBLISHING HOUSE.
ALL RIGHTS RESERVED.



/ROYALRANGERSUSA



/ROYALRANGERSUSA

ROYAL RANGERS HAS THE SOLE AND EXCLUSIVE RIGHT OF ITS PROPRIETARY PROPERTIES. THESE PROPERTIES INCLUDE ANY TRADEMARK, SERVICE MARK, NAME, LOGO, SEAL, DESIGN, INSIGNIA, PHRASE, OR OTHER SYMBOL OR DEVICE ASSOCIATED WITH OR REFERRING TO ROYAL RANGERS AND MAY NOT BE USED WITHOUT EXPRESS WRITTEN PERMISSION. THESE AND ALL OTHER PROPRIETARY PROPERTIES OF THE ROYAL RANGERS ARE PROTECTED BY THE COPYRIGHT AND TRADEMARK LAWS OF THE UNITED STATES.



729888