



PRIMARY CONTACT:
ASSOCIATE AD KATRINA MCCORMACK
E: KMCCORMI@FAU.EDU | C: 561-251-5588

SECONDARY CONTACT:
GRADUATE ASSISTANT BEN PAUL
E: BPAUL2019@FAU.EDU | C: 202-812-3260

2024 FLORIDA ATLANTIC FOOTBALL



TELEVISION

CBS Sports Network

Play-by-Play Jordan Kent
Analyst Logan Ryan
Sideline Keiana Martin

RADIO

Fox Sports 640 South Florida

Play-by-Play Ken LaVicka
Analyst Chris Newbold
Pre/Postgame/Engineer Mike Mreczko

THE SERIES

Versus UConn: UConn holds the series at 1-0. The two teams first met in 2002, the program's second year of existence. The Huskies won the game, a game that was 37 degrees at kick, 61-14. Coldest game in program history.

AN OWL WIN WOULD...

- Be the program's 124th win
- Be Herman's 60th win (59-32)
- Even the UConn series at 1-1
- Even the season record to 2-2

In first reference, please:

**Hagerty Family
Head Football Coach**

2024 AAC STANDINGS

TEAM	AAC		OVERALL	
	W	L	W	L
Army	1	0	2	0
Navy	1	0	2	0
Memphis	0	0	3	0
East Carolina	0	0	2	1
North Texas	0	0	2	1
South Florida	0	0	2	1
Charlotte	0	0	1	2
Rice	0	0	1	2
Tulane	0	0	1	2
Tulsa	0	0	1	2
UAB	0	0	1	2
UTSA	0	0	1	2
Florida Atlantic	0	1	1	2
Temple	0	1	0	3

FLORIDA ATLANTIC 2024

Quick Facts

School..... Florida Atlantic
Location..... Boca Raton, Fla.
Founded..... 1961
Enrollment..... 30,000
Nickname..... Owls
Colors..... Blue and Red
Home Stadium..... FAU Stadium
Capacity..... 29,495
Surface..... Natural Grass
First Year of Football..... 2001
National Affiliation..... NCAA FBS
Basic Offense..... Up-Tempo
Basic Defense..... Multiple
Conference..... American
President..... Dr. Stacy Volnick
Vice President and Director of Athletics..... Brian White

Media Information

SID..... Katrina McCormack
Cell Phone..... 561-251-5588
E-Mail..... kmccormi@fau.edu
Website..... FAUsports.com

2024 Team

Lettermen R/L..... 30/39
Offense R/L..... 8/27
Defense R/L..... 20/9
Special Teams R/L..... 3/3
Starters R/L..... 13/11
Offense R/L..... 2/9
Defense R/L..... 8/3
Special Teams R/L..... 4/3

Coaching Staff

Hagerty Family Head Football Coach..... Tom Herman
Alma Mater..... California Lutheran '97
Collegiate Head Coaching Record..... 59-32
Head Coaching Record at FAU..... 4-10
Years as a Head Coach..... 8th

Assistant Coaches/Staff

Defensive Coordinator/LB..... Roc Bellantoni
Offensive Coordinator/QB..... Charlie Frye
Co-Defensive Coordinator/CB..... Brandon Harris
Assoc. Head Coach/Run Game Coord./OL..... Ed Warinner
Assoc. Head Coac/ST/Coordinator/TE..... Chad Lunsford
Wide Receivers..... David Beaty
Edge..... Michael Cibene
Safeties..... Derrick Gibson
Defensive Line..... Roosevelt Maggitt Jr.
Running Backs..... Chris Perkins

Top Storylines

- **Five touchdown runs versus FIU** is tied for the third most in program history. This has occurred seven times. Four have been against FIU.
- **Zuberi Mobley** is the first Owl to record three rushing touchdowns in a game since Malcolm Davidson, also in a Shula Bowl, on November 9, 2019. He matched his career touchdown total in the first half of the FIU contest.
- **“Buggs” Kahzir Brown** now has eight career interceptions, **Phillip Dunnam** has five, and **Daedae Hill** has three.
- **Protecting the Ball** - The Owls are No. 1 nationally in fumbles lost with ZERO and No. 5 nationally in fumbles recovered with four and fifth nationally in total take-aways. Equally impressive, FAU has thrown three interceptions but has collected five on the season. Collectively, the Owls are No. 7 nationally with a 2.0 turnover margin.
- **Talented Freshman** - CJ Heard is ranked No. 1 nationally for tackles by a true freshman. His contributions to FAU go even further. He is ranked No. 1 among all FBS players with two fumble recoveries and No. 38 in fumbles forced.

collegepressbox is the official media website for Division I football. Access and download games notes, quotes, statistics, media guides, headshots, logos and more for all FBS schools, conference, postseason games, awards and the College Football Play-offs. For access, please register for an account at collegepressbox.com/register.

2024 SCHEDULE AND RESULTS *American opponents

at Michigan State	Army*	FIU	at UConn	Wagner	North Texas*	at UTSA*	USF*	at East Carolina*	at Temple*	Charlotte*	at Tulsa*
L, 16-10	Sept. 7 L, 24-7	Sept. 14 W, 38-20	Sept. 21 7 p.m.	Sept. 28 6 p.m.	Oct. 12	Oct. 19	Nov. 1 7:30 p.m.	Nov. 7 8 p.m.	Nov. 16	Nov. 23	Nov. 30

TWO-DEEP

Offense

LT	70 Malcolm Lamar (6-5, 315, Gr.)	
	73 Alex Atcavage (6-5, 300, Sr.)	At-CAV-age
LG	54 Jordan Church (6-4, 315, R-Fr.)	
	74 Ovie Dubre (6-4, 325, R-Fr.)	Ovi Do-BRAY
C	64 Federico Maranges (6-4, 300, R-Sr.)	Mar-ang-hess
	62 Okino King (6-3, 305, R-So.)	OH-kee-no
RG	67 Andre Lamas (6-3, 300, Sr.)	LAH-mas
	55 Woody Jean (6-5, 315, R-Jr.)	
RT	78 Daughtry Richardson (6-5, 320, R-So.)	DAW-tree
or	73 Alex Atcavage (6-5, 300, Sr.)	At-CAV-age
	77 Keon Rohe' (6-7, 300, Fr.)	KEE-on ROW-hee
	66 Scarlee Jean (6-4, 320, R-Sr.)	
QB	1 Cam Fancher (6-2, 200, R-Jr.)	
	8 Tyriq Starks (6-2, 210, R-Jr.)	Ty-REEK-Starks
or	12 Kasen Weisman (6-2, 190, R-Fr.)	
RB	5 CJ Campbell Jr. (5-10, 200, R-Jr.)	
or	2 Zuberi Mobley (5-10, 195, R-Jr.)	Zoo-berry
	23 Gemari Sands (6-0, 195, R-Fr.)	GEM-ar-ee
WR	3 Jayshon Platt (6-1, 195, Jr.)	JAY-shawn
	80 Joseph Young (6-1, 195, Jr.)	
or	81 Léon Washington Jr. (5-8, 170, Fr.)	
WR	19 Dominique Henry (5-11, 185, R-So.)	
	11 Marlyn Johnson (6-4, 205, Gr.)	
or	7 George Johnson III (6-0, 185, Gr.)	
SR	10 Omari Hayes (5-9, 170, R-So.)	OH-mar-e
or	0 Milan Tucker (5-11, 180, R-Sr.)	
	9 Caleb Coombs (5-11, 180, Jr.)	COO-mbs
	82 Jabari Smith (5-10, 170, R-Fr.)	JAH-bar-ee
TE	48 Zeke Moore (6-2, 235, So.)	
	17 Wyatt Sullivan (6-4, 245, R-So.)	
	87 Elijah Brown (6-6, 250, R-So.)	

Specialists

K	36 Carter Davis (6-0, 210, Jr.)	
	38 Morgan Suarez (5-10, 180, R-Jr.)	
P	16 Logan Lupo (6-0, 190, R-Jr.)	
	39 Nick Salmon (6-3, 220, Jr.)	SAH-mon (like the fish)
LS	45 Nicholas Marino (6-2, 240, R-Sr.)	
	36 Carter Davis (6-0, 210, Jr.)	
H	39 Nick Salmon (6-3, 220, Jr.)	SAH-mon (like the fish)
PR	10 Omari Hayes (5-9, 170, R-So.)	
	0 Wendol Philord (5-8, 180, Gr.)	WEN-dul Phil-LORD
KR	0 Milan Tucker (5-9, 180, R-Sr.)	Mil-AHN Tucker
	3 Jayshon Platt (6-1, 195, R-Jr.)	JAY-shawn Platt

Defense

END	49 Chris Jones (6-4, 255, Sr.)	
or	2 Wilky Denaud (6-3, 276, R-Fr.)	DeNOD
	90 Gavench Marcelin (6-3, 247, Fr.)	GAH-vench MAR-sell-in
N	18 Jaden Wheeler (6-3, 290, Sr.)	
or	50 Jacob Merrifield (6-3, 290, R-Jr.)	MEHR-uh-field
DT	97 Devonta Davis (6-3, 296, Sr.)	Deh-VON-tay
	7 Bryce Langston (6-3, 300, R-Jr.)	
or	99 Prince James Boyd (6-1, 290, Gr.)	
	92 Kiemar Brown-Richardson (6-5, 280, Sr.)	KEY-mar
E	16 Chisom Ifeanyi (6-4, 250, Gr.)	CHIS-um E-fahn-ee
	93 Eric Brantley Jr. (6-0, 235, R-Fr.)	
	95 Marlon Bradley (6-4, 240, R-Sr.)	
MLB	43 Jackson Ambush (5-11, 225, Gr.)	
	44 Jarrett Jerrels (6-2, 225, Sr.)	JEH-ruls
LB	3 Eddie Williams (6-1, 212, Gr.)	
	9 Desmond Tisdol (6-0, 235, Gr.)	TIS-dull
	17 Char'Quez Lee (6-2, 215, Fr.)	Char-QWEZ
CB	6 Daedae Hill (5-10, 190, Sr.)	DAY-DAY
	26 Chris Tooley III (6-0, 160, So.)	
or	12 Cameron Goggins (6-2, 185, Fr.)	GOG-ins
S	5 Jayden Williams (5-11, 185, R-Jr.)	
	21 Antonio Smith (6-3, 190, R-Fr.)	
S	4 Phillip Dunnam (6-1, 190, Jr.)	
or	1 CJ Heard (5-11, 200, Fr.)	
	25 Mike Wright III (5-10, 180, Fr.)	
CB	11 "Bugs" Kahzir Brown (6-3, 210, Sr.)	Bugs
	24 Michal Antoine Jr. (6-0, 195, Sr.)	An-TWAN
N/LB	9 Desmond Tisdol (6-0, 235, Gr.)	TIS-dull
	0 Wendol Philord (5-9, 180, Gr.)	WEN-dul Phil-Lord

PLAYER BIOS ARE UPDATED
WWW.FAUSPORTS.COM (BY WEDNESDAY OF EACH WEEK)

ON THE MOVE

Most Transfers (Schools with at least 30)		Most Newcomers (Schools with 55 or more)	
Colorado	44	North Texas	77
Charlotte	44	Army	74
New Mexico	42	Charlotte	71
Utah State	38	Navy	69
New Mexico State	36	Arkansas State	64
North Texas	36	Colorado	63
San Diego State	33	Michigan State	61
Arizona State	33	Troy	61
Houston	32	Nebraska	60
Troy	31	Arizona State	60
Nevada	31	Middle Tennessee	60
Southern Miss	31	New Mexico	59
Indiana	30	Houston	59
Florida Atlantic	30	San Diego State	58
Arkansas State	30	Florida Atlantic	57
Temple	30	Old Dominion	57
		USC	56
		Temple	55
		Nevada	55
		Arkansas	55
		Florida	55

WHERE THE CALLS COME FROM



TOM HERMAN
HAGERTY FAMILY HEAD COACH
FIELD



CHARLIE FRYE
OFFENSIVE COORDINATOR
FIELD



ROC BELLANTONI
DEFENSIVE COORDINATOR
BOOTH

THE STAFF

Tom Herman..... Hagerty Family Head Coach
Roc Bellantoni..... Defensive Coordinator/LB
Charlie Frye..... Offensive Coordinator/QB
Brandon Harris..... Co-Defensive Coordinator/CB
Ed Warinner, Assoc. Head Coach/Run Game Coord./OL
Chad Lunsford, Assoc. Head Coach/ST Coordinator/TE
David Beaty..... Wide Receivers
Michael Cibene..... Edge Rushers
Derrick Gibson..... Safeties
Roosevelt Maggitt Jr..... Defensive Line
Chris Perkins..... Running Backs

Support

Matt Smidebush..... Chief of Staff
Jeff Love ... Executive Director of Player Personnel/GM
Cris Carter ... Executive Director of Player Engagement
Regine Hill..... Director of Player Development
Julie Reed..... Director of Football Operations
Matt Wiesner..... Director of Recruiting/NFL Liaison
Shane Marinelli..... Director of High School Relations
Sean Buckley..... Senior Offensive Analyst (QBs)
Jordan Helm..... Senior Defensive Analyst
Luke Gogerty..... Defensive Analyst
Colin Spencer..... Defensive Analyst
Kyle Brady..... Defensive Graduate Assistant
Tyler Cardwell..... Defensive Graduate Assistant
Kyle Chung..... Offensive Graduate Assistant
Gage White..... Offensive Graduate Assistant
Clay Williams..... Director of Football Creative
Dillon Coletto..... Director of Football Video
Ryan Beer..... Director of Player Personnel
Bill Sanders..... Head Football Athletic Trainer
Brad Marsic..... Assistant Football Athletic Trainer
Madelyn Kalady..... Assistant Football Athletic Trainer
Joey Guarascio..... Head Strength/Conditioning Coach
Robert Marco Assistant Strength/Conditioning Coach
Victor Evans II Assistant Strength/Conditioning Coach
Zack Ceci..... Assistant Strength/Conditioning Coach
Adare Quinn, RDN..... Football Nutritionist
Cliff McCray..... Fellowship of Christian Athletes

STAFF FOUNDATION

- 4** - Head Coaching Experience
(College or High School)
(Herman, Lunsford, Beaty, and Gibson)
- 3** - National Championship Staff Members
(Herman, Warinner, and Lunsford)
- 3** - NFL Coaching Experience
(Herman, Frye, and Maggitt)
- 4** - NFL Playing Experience
(Frye, Harris, Gibson and Carter)
- 1** - Pro Football Hall of Fame
(Carter)

The Tri-County

- 4** - Tri-County Coaches (college/hs)
(Bellantoni, Harris, Gibson, and Perkins)
- 3** - Tri-County Players
(Maggitt, Harris, and Gibson)

OWLS IN THE NFL

Azeez Al-Shaair ('15-'18)
..... Houston Texans (LB)
Evan Anderson ('20-'23)
..... San Francisco 49ers (DT) (PS)
Harrison Bryant ('16-'19)
..... Las Vegas Raiders (TE)
Zyon Gilbert ('17-'21)
..... Pittsburgh Steelers (DB) (PS)
Matthew Hayball ('19-'21)
..... New Orleans Saints (P)
Trey Hendrickson ('13-'16)
..... Cincinnati Bengals (DE)
Greg Joseph ('13-'17)
..... Detroit Lions (K) (PS)
Devin "Motor" Singletary ('16-'18)
..... New York Giants (RB)
Brandon Walton ('16-'19)
..... Carolina Panthers (OL) (PS)

TEACHING THE GAME

It is common for a Herman led team to not only face, but defeat coaches and teams who wouldn't trade rosters, only to realize by game's end that they were defeated by a team whose cornerstones are effort, toughness, and physicality. Those cornerstones are difficult to beat and are staples at a Division II or III level. Interestingly enough, four Owl coaches played their careers at DIII programs: California Lutheran (Herman), Iona (Bellantoni), Mount Union (Warinner) and Lindenwood (Beaty). Coach Lunsford did not play but began his coaching career while attending Georgia College.

WINNING BOND

Head Coach Tom Herman and Associate Head Coach/Run Game Coordinator/OL Ed Warinner were coordinators together at Ohio State from 2012-14. The duo held a 38-3 record during that time.

CRIS CARTER

Pro Football Hall of Famer Cris Carter has joined the Florida Atlantic football staff as the Executive Director of Player Engagement, announced Hagerty Family Head Football Coach Tom Herman.

“We are thrilled and very excited to welcome Cris Carter to the Florida Atlantic Football Family,” said Hagerty Family Head Football Coach Tom Herman. “His knowledge and experience will help our program immensely through mentoring our players, providing an NFL mindset and logic to decision making, and also making a huge impact on our #TriCountyTakeover recruiting.”

Carter, a Pro Football Hall of Fame 2013 Inductee, amassed 13,899 receiving yards, 1,101 receptions, and 130 touchdowns playing 16 NFL seasons with the Philadelphia Eagles (1987-1989), Minnesota Vikings (1990-2001) and the Miami Dolphins (2002).

Also known for his various television appearances, Carter was a two-sport high school athlete with scholarships to play both, but unlike his brother Butch, a basketball star at both Indiana and the NBA, Cris elected to play football at the Ohio State University where he became a consensus All-American selection following his junior campaign. The longtime Boca Raton resident has been instrumental as a mentor, motivational speaker, coach and television personality.

Conference Affiliation History

Florida Atlantic University began playing football as an FCS member in 2001. In 2003, the Owls became the youngest team to earn an FBS victory (game 21), and the youngest to earn a playoff berth. FAU hosted and were defeated in the semifinal game by Colgate.

That same year, Florida Atlantic declared its intentions to move to the FBS level and joined the Sun Belt Conference. The Owls would begin playing an FBS schedule but did not reach full status until 2007. That same season FAU won its first conference championship, becoming the youngest startup program to earn a bowl berth, a bowl that the Owls won.

The Owls moved to Conference USA in 2013 and just five seasons later were atop the league with a perfect regular season, a C-USA Championship victory and the program's third bowl berth. FAU repeated its championship run in 2019.

2023 marked the third league for the Owls as they begin representing the American Athletic Conference, just 20 years after its first championship season.

18-WHEELER


#18 **Jaden Wheeler** has built a collegiate career around stopping running backs at the line, preventing them from “making a cut”. Off the field, Wheeler enjoys nothing more than making cuts of his own. The senior from Nashville, Georgia is often sought out for his barber skills.

TRIPLE THREAT

Federico Maranges has been a member of the Owls program since 2019. Since that time, he has added strength, learned a lot of football, been a member of a conference championship team (2019), has participate in two bowl games (Boca Raton Bowl and the Montgomery Bowl), earned Preseason Phil Steel Magazine first team and Athlon second team honors, a conference transition, two head coaching changes, earned an undergraduate degree in biology neuro science, has an anticipated May '25 graduation with a master's degree in bio medical sciences and all while serving as the Student-Athlete Advisory President for an unprecedented four terms. He is a preseason HERO Group of Five All-American Second Team selection, preseason College Football Network All-AAC Third Team honoree, and a William V. Campbell Watch List member.

THE ART OF IT ALL

#28 **Zyere Horton**, a redshirt sophomore linebacker, likes to explore his creative side through graphic design.



NATIONAL CHAMPIONSHIP

Every player laces the cleats for the opportunity to win a national championship. Two of the newest Owls did just that. Graduate defensive back **Wendol Philord** and redshirt senior **Scarlee Jean**, were apart of Keiser College's 31-21 National Championship victory over Northwestern.



NATIONAL CRAZE

Football players are not immune to crazes that sweep the nation. **Andre Lamas**, a 6-3, 300 pound senior offensive lineman, owns his pickleball skill and will challenge anyone.



SUMMER RECOGNITION

PHIL STEELE ALL-AAC TEAM

First-Team Offense
C Federico Maranges

Second-Team Defense
LB Jackson Ambush

Second-Team Special Teams
LS Nicholas Marino

Third-Team Defense
CB "Buggs" Kahzir Brown

24/7 True Freshman Preseason All-American
CJ Heard

ATHLON ALL-AAC TEAM

Second-Team Offense
C Federico Maranges

Third-Team Defense
LB Jackson Ambush
S Phillip Dunnam

Fourth-Team Offense
RB CJ Campbell
WR Milan Tucker

Fourth-Team Defense
CB "Buggs" Kahzir Brown

FREAKS!

Daedae Hill, Sr, CB, Tampa, Fla. / Bloomingdale / Central Michigan
42-inch vertical - 10'6 broad - 305 clean - 4.4 flat laser 40 - 445 squat at 175 pounds - 325 bench press - 23.2 mph in pads via GPS Catapult.

Federico Maranges, RS-Sr/Graduate Student, C, Dorado, Puerto Rico / Columbus

Earned an undergraduate degree in biology neuro science - anticipated May '25 graduation with a master's degree in bio medical sciences - Serves as the Student-Athlete Advisory President for an unprecedented four terms - 600 pound squad - 4.5 pro shuttle - 32 inch vertical - 365 clean - 435 bench 1.65 ten-yard and all at 305 pounds

OLD MEN NEAR THE OCEAN

Nearly a dozen Owls began their collegiate playing careers before the global pandemic of 2020. BJ Alexander began at Kentucky in 2018. 10 others started their careers in 2019, including four who have called FAU home since 2019.

2018: BJ Alexander

2019 at Florida Atlantic: Marlon Bradley, Nick Marino, Federico Maranges and Eddie Williams

2019: Jackson Ambush, Chisom Ifeanyi, Jayden George, George Johnson III, Marlyn Johnson, Malcolm Lamar Sr

BATTLING BACK

Several players have battled back from an ACL tear. Often, the injured talk about the solitude and rehabilitation. "Buggs" **Kahzir Brown** experienced rehab and solitude, on a magnitude few have experienced. He lost both his father and an uncle while fighting for his return.

PERFECT TITLE

For a linebacker who transferred to Florida Atlantic one year ago and quickly became the Owls leading tackler, the perfect tactic is a well-executed ambush. The perfect person to execute the ambush is transfer **Jackson Ambush**, from New Market, Maryland. The plan of attack extends further than football; Ambush's career goal is to work in the CIA.

ACADEMIC PROWESS

Academics are at the forefront of FAU athletics. The Owls have tallied a 3.0 GPA or above for 17 consecutive semesters. That culture was built over time and began long before students came to campus through the recruiting process. One such example is CJ Campbell. Campbell, from Kaplan, Louisiana, and Bay High School (Fla.), began his college experience at Florida State, where he attended on an academic scholarship and was a scout team member of the FSU football team. This year's Owls football team has 23 members who have earned an undergraduate degree, including Chris Jones,, who has two undergraduate degrees and Federico Maranges who has a dual degree.

Player	Degree	University
BJ Alexander	BA Communication Studies	Florida Atlantic
Alex Atcavage	BA Criminal Justice	Florida Atlantic
Prince Boyd	BS Consumer Science	Purdue
Marlon Bradley	BA Communication Studies	Florida Atlantic
Devonta Davis	BBA Accounting	Jackson State
Jayden George	BS Communication	Miami
Marlyn Johnson	BA Communication	Buffalo
Chris Jones	Bachelor of Public Safety Admin	
Malcolm Lamar	Bachelor of Public Management	Florida Atlantic
Andre Lamas	Bachelor of General Studies	Florida Atlantic
Logan Lupo	Bachelor of Public Safety Admin	Florida Atlantic
Federico Maranges	Bachelor of Public Safety Admin	Florida Atlantic
Nicholas Marino	BS Neuroscience and Behavior	Florida Atlantic
Wendol Philord Jr.	BA in Criminal Justice	Florida Atlantic
Makai Sawtelle	BA in Criminal Justice	Keiser
Morgan Suarez	Bachelor of Public Safety Admin	Florida Atlantic
Milan Tucker	BBA Marketing	Florida Atlantic
Eddie Williams	BS Exercise Science	Appalachian State
	Bachelor of Public Safety Admin	Florida Atlantic



PRONUNCIATION GUIDE

WWW.FAUSPORTS.COM

VIEW FOOTBALL TEAM ROSTER TO HEAR THE NAMES

0	Wendol Philord.....	WEN-dul Phil-LORD
0	Milan Tucker.....	Mil-AHN Tucker
1	Cam Fancher.....	Cam FAN-cher
2	Wilky Denaud.....	Wilky De-NOD
2	Zuberi Mobley.....	ZOO-berry MO-blee
3	Carson Cruver.....	Carson CREW-ver
3	Jayshon Platt.....	JAY-shawn Platt
6	Daedae Hill.....	DAY-DAY Hill
8	Logic Hudgens.....	Logic HUD-ghens
8	Tyriq Starks.....	Ty-REEK Starks
9	Caleb Coombs.....	Caleb COO-mbs
9	Desmond Tisdol.....	Desmond TIS-dull
10	Omari Hayes.....	OH-mar-e Hayes
11	Kahzir Brown.....	Kah-ZEER "Buggs" Brown
12	Cameron Goggins.....	Cameron GOG-ins
12	Kasen Weisman.....	KAY-sen Wise-men
13	August Salvati.....	August Sal-VAHT-ee
15	JaKavion Nonar.....	Juh-KAY-v-on NO-nar
16	Chisom Ifeanyi.....	CHIS-um E-fahn-ee
16	Logan Lupo.....	Logan LOOP-oh
17	Charquez Lee.....	Char-QWEZ Lee
18	Kahlil Brantley.....	Kha-LEEL Brant-ley
20	Joshua Harriott.....	Joshua HARR-e-ott
23	Gemari Sands.....	GEM-ar-ee Sands
24	Michal Antoine Jr.....	Michael An-TWAN
25	Xavier Terrell.....	X-ahv-eur Ter-EL
27	Jaheim Miller.....	Jah-HEEM Miller
28	Zyere Horton.....	ZY-ear Horton
28	Kaden Shields Dutton.....	KAY-den Shields-Dutton
29	Kyle Boylston.....	Kyle BOIL-ston
32	Curtis Janvier.....	Curtis Jan-VEER
33	Tremonte Underwood Jr.....	Treh-MONTY Underwood
39	Nick Salmon.....	Nick SAH-mon (like the fish)
44	Jarrett Jerrels.....	Jarrett JEH-ruls
45	Makai Sawtelle.....	Muh-KAI Saw-TELL
48	Dai'Sean Stevens.....	Day-SHAWN Stevens
50	Jacob Merrifield.....	Jacob MEHR-uh-field
55	Woody Jean.....	Woody GENE
55	Alexander Kocher.....	Alexander KOSH-Uhr
61	Michael Unis.....	Michael U-nis
62	Okino King.....	OH-kee-no King
64	Federico Maranges.....	Fed-UH-rico Ma-RAHN-hez
66	Scarlee Jean.....	SCAR-lee GENE
67	Andre Lamas.....	Andre LAH-mas
68	Robert Medici.....	Robert MED-eh-cee
72	Brayden Ramey.....	Brayden RAY-mee
73	Alex Atcavage.....	Alex-At-CAV-age
74	Ovie Dubre.....	Ovi Do-BRAY
76	Chrisdasson Saint Jean.....	CHRIS-dah-son SAINT GENE
77	Keon Rohe.....	KEE-on ROW-hee
78	Daughtry Richardson.....	DAW-tree Richardson
82	Jabari Smith.....	JAH-bar-ee Smith
84	Nicholas Venezia.....	Nick Ven-ee-zee-uh
85	Devarius Mitchell.....	De-VAHR-e-us Mitchell
90	Gavench Marcelin.....	GAH-vench MAR-sell-in
92	Kiemar Brown-Richardson.....	KEY-mar Brown-Richardson
97	Devonta Davis.....	Deh-VON-tay Davis
98	Christian Paraison.....	Christian PARA-son

COACHES

David Beaty.....	David B-A-tee
Roc Bellantoni.....	Rock BELL-an-tony
Michael Cibene.....	Michael Sih-BEE-nee
Roosevelt Maggitt Jr.....	ROOS-eh-velt Mah-JIT

RULE CHANGES

Players learn much more in "Fall Camp" than the offenses and defenses they will be asked to execute.

Sometimes, it is getting to know each other; another night, it might be personal finance or a lesson on nutrition. Most recently, the Owls were educated on college football rule changes.

While the Owls are busy preparing for these changes in their day-to-day practices, it is a good time for Florida Atlantic fans to discover the new rules and how they will impact the game.

RULE CHANGES

Here is a brief synopsis of a few changes to expect

- **C2P Communications** - One FAU player, identified by an unbranded green dot on his helmet, will communicate with the coaching staff. The communication will be shut off when the play clock reaches 15 seconds or at the snap, whichever comes first. When the clock is reset, communication will be restored.
- **In-Game Video** - Standard tablets for in-game video only is permissive.
- **Two-Minute Timeout** - When the game clock is running, and the ball is not live, the Referee shall stop the clock with exactly two minutes remaining in the 2nd and 4th quarters for a Two-Minute Timeout. If the ball is live, when the game clock reaches two minutes in the 2nd and 4th quarters, play will continue, and the Referee or covering official shall stop the clock when the ball is subsequently declared dead for a two-minute timeout.
- **Pre-Snap Actions for Offense and Defense** - For the offense, any movement by one or more players that simulates action at the snap is now prohibited. This includes abruptly shifting a player or players that, simulates the start of the play. For defense, Any player within one yard of the line of scrimmage (stationary or not) may not make quick, abrupt, or exaggerated actions that are not part of normal defensive player movement.

There are more rule changes than listed here, just like the Owls spent much more time on these changes than one evening during preseason. In fact, Florida Atlantic began practicing with communication during spring practice in anticipation of the change. Likewise, the coaching staff took advantage of the sideline video technology showcase last December.

MODERN FOOTBALL TECHNOLOGY

Another piece of technology that Hagerty Family Head Football Coach Tom Herman and Cris Carter, FAU's Executive Director of Player Engagement, have delved into is analytics AI software that allows coaches and staff members to spend more time coaching than the manual task of practice and game play input.

"Modern Football has created a user-friendly platform that readies us for the future, beginning with their practice platform for collegiate and pro teams," stated Herman. "Previously, after running unscripted periods, we had to wait an extra 30-40 minutes for GAs [Graduate Assistants] and QCs [Quality Control] to tag the plays, as they had to manually input everything they noted from practice. Now, there's no delay, and we're capturing more data with greater accuracy."

Modern Football's platform essentially modernizes the existing behavior of using pen and paper to chart practice and games.

"There are two very clear value propositions. We provide in-game tendencies that give teams and playcallers a dominant competitive advantage against their opponents. We also eliminate the business-as-usual manual data entry processes of taking notes, pen and paper notes to chart practice, and then manually entering them into one of their video share shooter systems," said Christian Masegian from Modern Football Technology.

These technologies will change the workflow, allowing coaches to devote more time crafting plays and working with players.

OWLS ON A WATCH LIST

ZUBERI MOBLEY

Zuberi Mobley has been named to the Comeback Player of the Year Watch List.

The running back played just three games in 2023 before an injury cut his season short. Mobley has played in 17 games as an Owl with 131 carries and 629 yards, culminating in three 2022 scores.

COMEBACK PLAYER OF THE YEAR

The College Sports Communicators (formerly CoSIDA), in association with The Associated Press (AP) and the Fiesta Bowl Organization, today released a “Watch List” of 90 college football student-athletes from 68 different schools currently under consideration for the 2024 Comeback Player of the Year Award. Since 2018, the award has recognized college football student-athletes for overcoming injury, illness, or other circumstances. After each season, in a vote by a panel of college football writers, editors, and sports information directors, three college football student-athletes are honored as Comeback Player of the Year Award winners at the Vrbo Fiesta Bowl.



CJ CAMPBELL JR.

CJ Campbell, Jr. has been named to the 2024 Doak Walker Award Watch List, as announced on Tuesday.

Campbell joined the Owls in January after beginning his career at Florida State. His early career warranted a mention on the Athlon Magazine's preseason American Athletic Conference fourth team. Campbell gained limited experience as a true freshman in Tallahassee and redshirted.

DOAK WALKER AWARD

The PwC SMU Athletic Forum annually presents the award to the nation's most outstanding college running back. It will be narrowed to ten semifinalists in November, and three finalists, as voted on by the Doak Walker Award National Selection Committee, will also be announced in November. The committee will cast a second vote in December to determine the recipient. The 2024 Doak Walker Award recipient will be announced live on The Home Depot College Football Awards on December 12, 2024. The award is named after SMU's three-time All-America running back, Doak Walker. Each Tuesday of this season, The PwC SMU Athletic Forum will again announce a Doak Walker National Running Back of the week.

LOGAN LUPO NAMED TO RAY GUY WATCH LIST

Logan Lupo, a redshirt junior punter from Southwest Ranches, Florida, has been named to the 2024 Ray Guy Watch List. Lupo recorded four punts in the season opener at Michigan State, averaging 45.0 yards, and had a long of 54 yards in East Lansing, Michigan. The St. Thomas Aquinas High School product has played in 15 games as an Owl, has been called into action 58 times as a punter, and holds a 44.0 yards per punt career average, ranked fourth all-time in program history.

RAY GUY AWARD

The Ray Guy Award - named for football's premier punter - honors the nation's best collegiate punter. The Augusta Sports Council (ASC) created the award in 2000. Along with other awards, such as the Heisman Trophy and the Doak Walker Award, the Ray Guy Award honors an important member of any football team. The ASC presents the award live on The Home Depot College Football Awards broadcast on ESPN from Atlanta, Georgia. The Ray Guy Award winner is selected by a voting body of Football Bowl Subdivision (FBS) sports information directors, national media, and former Ray Guy Award winners. Punters are evaluated on their overall statistics and contribution to the team. Particular emphasis is placed on the following statistics; net average, percentage of total punts inside the 20-yard line and percentage of punts not returned. Augusta orthopedic surgeon and sculptor Dr. John Savage Jr. created the bronze Ray Guy Award trophy in the likeness of the punting legend.



OWLS ON A WATCH LIST

FEDERICO MARANGES

Sixth-year senior center Federico Maranges has been named to the William V. Campbell Watch List, as announced by the National Football Foundation this week.

The award honors the late William V. Campbell, the former chairman of Intuit, former player and head coach at Columbia University, and the 2004 recipient of the NFF's Gold Medal. The William V. Campbell Trophy® has become the most prestigious and desirable "academic" award in college football. The trophy recognizes an individual as the absolute best in the country for his academic success, football performance, and exemplary leadership.

Nominees must be in their final year of eligibility, have a minimum cumulative GPA of 3.2 on a 4.0 scale, have outstanding football ability, and have exemplary leadership skills on and off the field.

Maranges is preparing for his sixth collegiate season, all at Florida Atlantic, and will serve his fourth year as the Owls' Student-Athlete Advisory Committee's President. The native of Puerto Rico earned Bachelor of Science degrees in neuroscience and behavior science in May of 2023 and is currently working on a master's degree with medical school as a goal. His undergraduate GPA was 3.72.

Maranges has seen action on the offensive line and/or special teams since 2019. Last season, he served as a captain, started in each of the Owls' 12 games, and played nearly every snap.



MILAN TUCKER

Milan Tucker, a Florida Atlantic football transfer from Appalachian State, has been named to The Jet 2024 Award Preseason Watch List.

Tucker is expected to impact the Owls as a wide receiver and on special teams. Milan, one of 16 players nationwide to be named to the watch list, came to FAU as a 2022 Football Writers Association of America second-team All-American as a kick returner.

The Jet Award is in its 14th year and celebrates the electrifying talents of players who excel on punt and kickoff returns. The award, named in honor of Heisman Trophy winner and College Football Hall of Famer Johnny "The Jet" Rodgers, will culminate with the presentation at the Jet Award Gala on April 10, 2025. Last year's recipient, Zachariah Branch from USC, epitomized the skill and impact recognized by the Jet Award.



NICHOLAS MARINO

Nicholas Marino, a Florida Atlantic sixth-year senior long snapper, is one of 30 collegiate players nationally named to The Patrick Mannelly Award Watch List, as announced by the organization on Monday.

Marino came to the Owls in the fall of 2019 from St. Thomas Aquinas High School and became Florida Atlantic's starting long snapper in the fall of 2020, a role he has served for 45 consecutive games. Marino has 11 career tackles and handles both the punt, extra point, and field goal snapping duties.

This year's recognition will be the sixth The Parick Mannelly Award issued to the country's best long snapper. The award's ten finalists will be announced on November 11, 2024. A list of three semifinalists will be announced on November 25, 2024, and the winner will be selected at a live ceremony in Lake Bluff, Illinois, on December 14, 2024.

The Parick Mannelly Award is named in honor of former NFL long snapper, with proceeds benefiting Bernie's Book Bank, a non-profit organization.



OWLS ON A WATCH LIST

MERRIFIELD NAMED TO ALLSTATE WUERFFEL TROPHY/AFCA GOOD WORKS TEAM WATCH LIST

Florida Atlantic's Jacob Merrifield, a junior defensive lineman, has been named to the Allstate Wuerffel Trophy and AFCA Good Works Team Watch List.

Merrifield, a 2023 team captain as a sophomore, saw action in each of the squad's 12 games despite a nagging injury much of the year. The Georgia native recorded 14 tackles, including one for a yard loss. He was also a key member of the punt unit.

The watch list comprises 178 nominees representing players and coaches from colleges and universities nationwide (107 at the FBS level).



"BUGGS" KAHZIR BROWN NAMED TO THE 12TH ANNUAL REESE'S SENIOR BOWL WATCHLIST

"Buggs" Kahzir Brown, a senior Florida Atlantic defensive back from Trenton, New Jersey, has been named to the 12th Annual Reese's Senior Bowl Watch List, announced on Wednesday.

Brown came to Florida Atlantic in January of 2024 after completing his degree at Maine. He led the Bears with 61 tackles, including 5.5 for a loss of 32 yards in 2023, and added one interception, seven pass breakups, and two forced fumbles.

After joining the Owls intending to better his game, this honor signifies professional scouts' faith in his journey.

Preferred name used is Buggs. It's origin is from his love of the cartoon character Bugs Bunny. It is also easy to notice a necklace with a round photo in its center. It is a photo of he and his father, who he lost following a battle with lung cancer.

He grew up with San Francisco 49ers starting safety Ji'ayir Brown, who got his nickname from Tigger in Winnie the Pooh.

CAPTAINS

The 2024 captains, as voted by teammates, are **Jackson Ambush, Cam Fancher, Federico Maranges, and Jayden Williams.**

Ambush, a graduate student and middle linebacker from New Market, Maryland, led the Owls in total tackles with 89 a year ago after transferring from Albany (NY).

Fancher, a redshirt junior quarterback from Huber Heights, Ohio, transferred to Florida Atlantic from Marshall in January and has worked hard to secure the starting quarterback job.

Maranges, a graduate offensive lineman from Dorado, Puerto Rico, came to FAU as a true freshman in 2019 and has seen playing time ever since, starting every game in 2023 as the Owls' center. Maranges served as a team captain a year ago and is entering an unprecedented fourth term as the FAU Student-Athlete Advisory Committee's President. He holds dual degrees in Neuro and Behavior Science and is currently pursuing a master's degree with the goal of med school.

Williams, a redshirt junior defensive back from Tampa, Florida, rounds out the quartet. The versatile player has played corner, nickel, and safety while at FAU. He has played in 23 games as an Owl and accumulated 85 tackles, including 34 in an injury-shortened 2023 season.



NOTES

OWL ROYALTY


Prince James Boyd came to the Owls following earning an undergraduate degree from Purdue. The 6-1, 290 pound defensive lineman is carrying on the family tradition. His father was born James Boyd and carried the name Prince James Boyd until he was born. Once he was born, he took on the name King James. Should Prince James Boyd have a son, the tradition will continue. He is Jamaican descent.

FAMILY TREE

- Safety **Philip Dunnam** has two cousins who played in the NFL: E.J. Biggers (cornerback) and Louis Delmas (safety) while his uncle is a former beloved Miami Heat player Udonis Haslem.
- **Milan Tucker** is the son of former major leaguer Michael Tucker, who was drafted in the first round (10th) by the Kansas City Royals in 1992.
- **Jayden George** (injured) is the son of former 12 year NFL veteran Jeff George and his brother Jeffery played at Illinois. Father, Jeff (1984-85) and brother Jeffrey (2013), along with Jayden (2018), led Warren Central High School in Indianapolis to four of the school's nine state championships
- CB **Chris Tooley III**, is the cousin of former CB Chris Tooley III ('16-'19) and both wear #26
- **Leon Washington Jr.** is the son of All-Pro return specialist Leon Washington.

SPEED ZONE

10 Owls have been laser timed at faster than 20 miles an hour and 26 guys have been clocked at over 19 mph. The 20 mph club is: Daedae Hill (22), Joseph Young (22), Jayshon Platt (20), CJ Heard (20), Wendol Philord (20), Cam Fancher (20), Gemari Sands (20), Phillip Dunnam (20), CJ Campbell (20), and Bugg Brown (20).



CJ HEARD NAMED PRESEASON ALL-AMERICAN

Safety CJ Heard, from Atlanta, Georgia, has been named Preseason True Freshman All-America, as announced by 247Sports.

Heard joined the Owls after graduating from high school in late May. Since then, the newcomer has nothing but impressed and has earned a spot on the Owls' two deep.

HERMAN LAST TO TOP GEORGIA

Hagerty Family Head Football Coach **Tom Herman** is the last active coach to defeat Kirby Smart and Georgia. Herman did so on January 1, 2019 in the Allstate Sugar Bowl.

OWLS COACHING OWLS

- Senior edge rusher **Chris Jones** played high school football under the direction of Johnnie Sloan. Sloan was an Owl defensive lineman from 2000-04.
- Freshman safety **Mike Wright III** played high school football for Tyrone Higgins, who was a linebacker for the Owls from 2000-2004

THE NEST

- The team is made of of players from 15 states and five countries including Australia, Canada, Germany, Puerto Rico (unincorporated territory) and the United States.

FIELD GENERALS

Field generals is the name of the text thread for the quarterbacks. The tight knit group uses it for open communication, questions and to keep on the same page.

HEAD COACH TOM HERMAN



Tom Herman was named Florida Atlantic's Hagerty Family Head Football Coach on December 3, 2022, bringing to south Florida a head coach who ranks among the nation's current elite-winners. Over seven seasons as a head coach, he holds a 58-30 record, is 5-0 in bowl games and is known as a prolific recruiter and offensive mastermind.

Herman is the sixth man to hold the reins of the Owls' program and eighth to hold the title when accounting for those holding the interim position.

He was previously the 30th Head Football Coach at The University of Texas, named so on Nov. 26, 2016, a position that he served for four winning seasons.

Herman amassed 32 (32-18) wins at Texas, the third-most by a head coach in his first four seasons at UT. Herman's first three seasons saw the signal caller record a 25-15 record, which was a nine-win improvement on Texas' record from the three years prior to his Austin arrival (16-21). That ranks as the second-best improvement by a Longhorn head coach during his first three seasons in charge (12 wins, Darrell Royal - 1957-59).

Herman led the Longhorns to a 7-3 mark in 2020, marking his fourth-straight winning season at the helm of the Longhorns. The Texas head coach led his teams to bowl games in all four seasons at UT and in all six seasons overall as a head coach. Five UT players earned All-Big 12 honors in a COVID shortened 2020 season, with offensive lineman Samuel Cosmi and defensive lineman Joseph Ossai garnering first team honors. Nine Longhorns earned All-Big 12 recognition under Herman in 2019, with WR Devin Duvernay and OL Zach Shackelford both collecting first-team honors. DB Brandon Jones and Cosmi both were named second-team performers.

Quarterback Sam Ehlinger became only the third Longhorn to surpass 4,000 yards of total offense in a season, joining Longhorn legends Vince Young (2005) and Colt McCoy (2008) in that exclusive club. Ehlinger has totaled 39 touchdowns in 2019, the third-most in school history. The offense ranked 17th nationally in scoring offense, 14th in total offense and converted third downs at the seventh-best rate of any team in the FBS. Texas surrendered the fewest turnovers of any Big 12 team. The Horns also were a top-10 team offensively in the red zone. On defense, the Longhorns stuffed opponents on fourth down and turned opponents over 19 times. UT's plus-five turnover margin ranked 33rd nationally, and the

Longhorns were a top-20 team in the country defensively on fourth downs.

In 2018, Herman led his Longhorns to a 10-4 mark, a Sugar Bowl victory and a Big 12 Championship Game appearance in just his second season at the helm. The 2019 Allstate Sugar Bowl marked Herman's second appearance in a NY6 Bowl Game in just four seasons. Defensive end Charles Omenihu was named Big 12 Defensive Lineman of the Year, while safety Caden Sterns was UT's seventh all-time Big 12 Defensive Freshman of the Year. In total, 18 Longhorns garnered All-Big 12 recognition, including four on the first team. In all, 10 players went on to an NFL opportunity, including draft picks Omenihu and cornerback Kris Boyd.

Ehlinger became the only player in UT history to pass for at least 25 touchdowns and rush for at least 15 in a season, while the Longhorns controlled the ball and kept it secure in 2018. The offense ranked 22nd in the nation in time of possession despite playing in the fast-paced Big 12, along with being 12th in total first downs. Texas also was tied for 15th in turnover margin at plus-nine and tied for fourth in turnovers lost with just 11. The offense had a stretch of 295 total plays, including three-straight full games without a turnover, leading to a total of five turnover free games for the season. On defense, Texas continued in its strengths of strong red zone defense, ranking 17th nationally, and stopping the run, allowing just 131.4 yards per game to rank 28th.

In his first season at Texas, Herman guided the Longhorns to a 7-6 record and a victory in the Academy Sports + Outdoors Texas Bowl over Missouri. Both punter Michael Dickson and safety DeShon Elliott were named unanimous All-Americans, with Dickson becoming UT's first-ever winner of the Ray Guy Award.

Seven players were named All-Big 12 and 14 were named to the Academic All-Big 12 teams. Linebacker Malik Jefferson was named Big 12 Conference Co-Defensive Player of the Year, defensive lineman Poona Ford was named the Big 12 Conference's Defensive Lineman of the Year, and punter Dickson was named Big 12 Conference Special Teams Player of the Year for the second-straight season. Elliott joined the trio of players of the year as a unanimous first team All-Big 12 selection.

Texas was stout defensively, finishing third nationally in third-down defense (.271) and seventh nationally in fourth-down defense (.300). The Longhorns finished eighth nationally in rushing defense (106.8 ypg) and 41st in total defense (365.6), after finishing the 2016 season 76th and 94th, respectively. UT had eight non-offensive touchdowns (five interceptions, two fumble returns, one punt return) in 2017 after not recording any during the previous season.

Herman saw 12 players earn an opportunity in the NFL following his first season, including four Longhorns being selected in the 2018 NFL Draft. Offensive lineman Connor Williams was taken in the second round by the Dallas Cowboys, Jefferson went in the third round to the Cincinnati Bengals, Dickson was selected in the fifth round by the Seattle Seahawks and Elliott was drafted by the Baltimore Ravens in the sixth round.

Herman came to Texas after compiling a 22-4 record in two seasons at Houston, the fourth-best re-

cord in the FBS in that span. His first season as head coach at Texas marked his 14th spent in the state of Texas out of 20 years coaching on the collegiate level. That includes his time as a graduate assistant at UT (1999-2000), where he earned a master's degree in education.

Following his first season at UH, Herman was named a finalist for the Eddie Robinson and Bear Bryant Coach of the Year Awards, while also being chosen as the Football Writers Association of America's First-Year Coach of the Year and the American Athletic Conference's Co-Coach of the Year.

Herman became just the fourth head coach in NCAA history with at least 13 wins in a rookie season, joining Chris Petersen (Boise State - 2006), George Woodruff (Penn - 1892) and Walter Camp (Yale - 1888), and just the fifth head coach in NCAA history to win the first 10 games of his career, joining Petersen, Larry Coker (Miami - 2001), Woodruff and Camp in accomplishing the feat.

He led the Cougars to their first New Year's Bowl in 30 years, their second 13-win season in program history and their 11th conference championship in program history by claiming the inaugural AAC Championship. He led all FBS coaches in their first year with a program with 13 wins as Houston finished third nationally with a 92.9 winning percentage at 13-1.

With a 38-24 win over No. 9 Florida State in the Chick-fil-A Peach Bowl, Herman joined College Football Hall of Famer Bill Yeoman as just the second coach in Houston history with a win in one of the New Year's Six bowls and the second with a bowl victory over a top-10 opponent. Houston ended the 2015 season ranked No. 8 in the Associated Press and USA Today Coaches polls, its highest finish since ranking No. 5 in 1979, and just the sixth time in program history to finish in the top 10.

Houston was one of just two schools nationally to play at least four ranked opponents in 2015 and remain undefeated in those contests, while UH was one of eight teams nationally with at least four wins against ranked opponents. Three of those wins came by double-digits, the fourth-best total in the nation.

Ranking 10th in scoring offense (40.4 points per game) and 21st in scoring defense (20.7 points per game), Houston was the only program in the nation to rank in the top 10 in scoring offense and the top 25 in scoring defense. UH ranked fifth nationally with an average margin of victory of 19.7 points per game. The Cougars ranked eighth nationally in rushing defense, allowing just 108.9 yards per game, while ranking 13th in rushing offense with an average of 235.8 yards per game. Houston was the only team in the nation to rank in the top 13 in both categories.

In 2016, Herman guided his program to a 9-3 record, including wins over No. 3 Oklahoma and No. 3 Louisville. Houston became the first program nationally to defeat two top-five teams. Herman's Cougars joined Alabama as the only two teams in the nation with double-digit wins over two top-10 teams this season.

Houston ranked as one of the most efficient and disciplined teams in the country under Herman, as their offense ranked 34th and the defense 15th when he was hired by the Longhorns.

In the regular season, Houston's offense ranked 15th in third down conversions, sixth in completion

HERMAN CONTINUED

percentage, ninth in first downs and 21st in scoring offense in 2016. Greg Ward, Jr. led the Cougars offense, as he was named a semifinalist for both the Davey O'Brien Award and The Earl Campbell Tyler Rose Award. He finished the regular season with 3,328 passing yards and 518 rushing yards. He was 294-of-435 (67.6%) passing, ranking in the top-12 nationally in completion percentage, completions per game and passing yards. He had 31 total touchdowns in 12 games. For his career, Ward is fifth in Houston history with 8,202 passing yards, 52 touchdown passes and 699 completions.

Defensively, Houston featured the nation's third-ranked rush defense in addition to the nation's 15th-best defense in total yards allowed. The Cougars were third nationally with five defensive touchdowns on the season and allowed just 22.6 points per game in 12 regular-season contests. They also ranked as one of the nation's best in bringing pressure, ranking in the top-20 in sacks (13th) and tackles for loss (19th). Freshman defensive tackle Ed Oliver, an All-American, was sixth nationally with 19.5 tackles for loss. He added seven quarterback hurries and led all defensive linemen nationally with his nine pass breakups. Linebacker Steven Taylor, the Cougars' leading tackler, ranked 26th nationally with 8.5 sacks. As a team, Houston finished the regular season with 90 tackles for loss and 37 sacks.

Prior to his arrival at Houston, Herman helped develop record-setting and explosive offenses in each of his 10 seasons as an offensive coordinator, including three seasons as offensive coordinator and quarterbacks coach at Ohio State, where he won the 2014 Broyles Award as the nation's top assistant coach. He helped the Buckeyes win the 2015 College Football Championship (following the 2014 season) with third-string quarterback Cardale Jones under center in wins over Alabama and Oregon, and a Big Ten Championship win over Wisconsin.

Herman's 2014 Ohio State offense finished the season ranked fifth in scoring offense at 44.8 points per game and ninth in total offense at 511.6 yards per game despite losing Heisman Trophy candidate quarterback Braxton Miller prior to the season. With freshman J.T. Barrett taking over the reins, Herman molded the quarterback into a formidable leader who finished fifth in the Heisman Trophy voting and was named a FWA Freshman All-American.

The Buckeyes claimed the 2014 Big Ten Championship with a 59-0 win over Wisconsin as Herman's offense rolled to 558 total yards with Jones under center after an injury to Barrett in the regular-season finale.

The offense continued to roll in Ohio State's 42-35 College Football Playoff semifinal win over Alabama. Facing a defense that entered the game ranked fourth nationally in scoring defense at 16.6 points per game, Herman's offense exploded for 42 points and 537 total yards. The balanced attack yielded 256 passing yards and 281 rushing yards.

In the championship game against Oregon, Herman's offense piled up 538 total yards with 242 through the air and 296 on the ground in a 42-20 win. The 42 points marked the most scored on Oregon during the 2014 season.

Herman's quarterbacks in 2014 ranked second nationally with a team passing efficiency rating of

167.72, while Barrett was second nationally with a rating of 169.8 and sixth nationally with an Ohio State record 34 passing touchdowns, while also adding 11 touchdowns on the ground for a Big Ten record of 45 touchdowns responsible for. The Buckeyes' offense was sixth nationally with an average of 6.98 yards per play and second nationally with 46 plays of 30 yards or longer and 17 plays of 50 yards or longer.

Barrett, the Big Ten's 2014 Griese-Brees Quarterback of the Year, was one of four offensive players to receive All-Big Ten honors in 2014 and was the third to receive a major Big Ten award under Herman's leadership as Carlos Hyde was named the 2013 Ameche-Dayne Running Back of the Year and Miller was named the Graham-George Offensive Player of the Year and the Griese-Brees Quarterback of the Year in both 2012 and 2013.

After leading the Big Ten in scoring in 2012 at 37.2 points per game and ranking 10th nationally in rushing at nearly 250 yards per game, Ohio State's offense under Herman went to a new level in 2013, ranking third nationally in scoring at 45.5 ppg and fifth in rushing at 308.6 ypg.

The Buckeyes were successful through the air as well. Among the 12 single-season records to fall in 2013 were most touchdown passes (38) with top-five school totals in passing yards (2,846), attempts (368) and completions (238). Additional records were set in rushing yards in a season (4,321 yards, which also is a Big Ten Conference record), most total touchdowns (82) and most total offensive yards (7,167), yards per play (7.1) and yards per game (511.9).

Miller finished fifth and ninth in the Heisman Trophy voting in 2012 and 2013, respectively. Additionally, he set the school record for total offense and was a finalist for the Davey O'Brien and Manning Awards in 2012, then in 2013 he led the Big Ten in passing efficiency.

Herman, who was named the 2013 Rivals.com Big Ten Recruiter of the Year and national Top 25 recruiter, arrived in Columbus after spending three years as the offensive coordinator and quarterbacks coach at Iowa State.

During his time at Iowa State from 2009-11, Herman's well-balanced offense was very evident as Iowa State quarterback Austen Arnaud ended his career as the Cyclones' No. 2 all-time leading passer with 6,777 yards and 42 touchdown passes, while

running back Alexander Robinson finished his Iowa State career as the Cyclones' fourth all-time leading rusher with 3,309 yards.

Herman spent 2007 and 2008 as offensive coordinator at Rice before heading to Iowa State. During his two seasons with the Owls, his offenses broke over 40 school records and in his second season, the Owls won 10 games and went to a bowl for the first time since 1954.

Rice ranked in the Top-10 nationally in 2008 in passing offense (fifth; 327.8), scoring offense (t-eighth; 41.6) and total offense (10th; 472.3). Two Rice receivers had more than 1,300 yards receiving that year. Tight end James Casey had 111 catches and quarterback Chase Clement was named Conference USA MVP.

Rice's spread attack completed nearly two-thirds (65.6%) of its passes, and its touchdown-to-interception ratio of 48-to-7 was an NCAA FBS best. The quick-strike Owls had 30 scoring drives of five plays or less in 2008 and 31 scoring marches of less than two minutes.

Prior to Rice, Herman directed offensive attacks for two years (2005-06) at Texas State, where Bobcat squads led the Southland Conference in total offense. The 2005 Texas State club was eighth nationally in scoring and made a run to the FCS semifinals in the school's first appearance in the Division I-AA playoffs. Herman also worked four years (2001-04) as an assistant coach at Sam Houston State as special teams coordinator and wide receivers coach, helping them to a pair of conference titles and trips to the FCS semifinals and quarterfinals.

The job with SHSU was his first after his time as a graduate assistant at Texas, where he assisted with the offensive line on the Longhorns' Cotton and Holiday Bowl teams. He received his coaching start in 1998 as a wide receivers coach at Texas Lutheran.

Herman was born in Cincinnati and still has family there. He was raised in Simi Valley, Calif., and he played collegiately as an all-conference wide receiver at California Lutheran, graduating in 1997 with a degree in business administration. He received a master's in education from the University of Texas in 2000.

Herman and his wife, Michelle, have a daughter, Priya, and two sons, TD and Maverick.



A HINT OF HERMAN

Year-by-Year Coaching

Year	Program	Position	Record	Conference Standing	Bowls	National Coaches/AP
1998	Texas Lutheran	Wide Receivers	4-6			
1999	Texas	Graduate Assistant	9-5			
2000	Texas	Graduate Assistant	8-4			
2001	Sam Houston	Wide Receivers/Special Teams	10-3		Playoffs	FCS Quarterfinalist
2002	Sam Houston	Wide Receivers/Special Teams	4-7			
2003	Sam Houston	Wide Receivers/Special Teams	2-9			
2004	Sam Houston	Wide Receivers/Special Teams	11-3		Playoffs	FCS Semifinalist
2005	Texas State	Offensive Coordinator/QBs	11-3		Playoffs	FCS Semifinalist
2006	Texas State	Offensive Coordinator/QBs	5-6			
2007	Rice	Offensive Coordinator/QBs	3-9			
2008	Rice	Offensive Coordinator/QBs	10-3	1st C-USA	W, Texas Bowl	
2009	Iowa State	Offensive Coordinator/QBs	7-6		W, Insight Bowl	
2010	Iowa State	Offensive Coordinator/QBs	5-7			
2011	Iowa State	Offensive Coordinator/QBs	6-7		L, Pinstripe	
2012	Ohio State	Offensive Coordinator/QBs	13-0			
2013	Ohio State	Offensive Coordinator/QBs	12-2		L, Orange Bowl	
2014	Ohio State	Offensive Coordinator/QBs	15-1		W Sugar Bowl/CFP	National Champions
Head Coach						
2015	Houston	Head Coach	13-1	T-1st (West)	W, Peach	8/8
2016	Houston	Head Coach	9-3	T-3rd (West)	* Las Vegas	
2017	Texas	Head Coach	7-6	T-4th	W, Texas	
2018	Texas	Head Coach	10-4	2nd	W, Sugar	9/9
2019	Texas	Head Coach	8-5	T-3rd	W, Alamo	NA/25
2020	Texas	Head Coach	7-3	3rd	W, Alamo	20/19

Away from the Collegiate Field

2021	Chicago Bears	Offensive Analyst
2022	CBSSN	Television Analyst

Head Coach

2023	Florida Atlantic	Head Coach	4-8	8th
2024	Florlda Atlantic	Head Coach	1-2	

Total 59-32 .648 Winning Percentage

*Led the team to the Las Vegas Bowl but did not coach
2015 Conference Champion | 2018 Conference Title Game

Herman Bowl Games

(as a head coach 5-0 overall, 3-0 vs. Top 11-ranked teams)

- ✓ W, 38-24 vs No. 9 Florida State (Chick-fil-A Peach Bowl) '15
- ✓ W, 33-16 vs. Missouri (Academy Sports+ Outdoors Texas Bowl) '17
- ✓ W, 28-21 vs No. 6 Georgia (Allstate Sugar Bowl) '18
- ✓ W, 38-10 vs No. 11 Utah (Valero Alamo Bowl) '19
- ✓ W, 55-23 vs Colorado (Valero Alamo Bowl)'20



Herman Milestone Wins

#1 - Sept. 5, 2015

Houston QB Greg Ward Jr. threw for 275 yards and a touchdown and rushed for 107 yards and two more scores to lead the Cougars to a 52-24 win against Tennessee Tech, giving Head Coach Tom Herman his first career win Saturday night inside TDECU Stadium.

#25 - Sept. 22, 2017

Texas (3-1, 1-0) defeated the No. 17 TCU Horned Frogs (2-2, 0-1) 31-16 on Saturday at Darrell K Royal - Texas Memorial Stadium. Defense was the tale of the tape for Texas as the Longhorns forced four TCU turnovers, including two interceptions by true freshman Caden Sterns and an interception and a fumble recovery by junior Brandon Jones. The Texas victory snapped a four-game losing streak against the Horned Frogs and marked UT's first three-game winning streak since 2014.

#50 - Oct. 24, 2020

Texas (3-2, 2-2) defeated Baylor University (1-2, 1-2), 27-16, at Darrell K Royal - Texas Memorial Stadium on Saturday afternoon. Texas sealed the game when Sam Ehlinger connected with Cadé Brewer for 13 yards on fourth-and-2 from the Baylor 17-yard line with under two minutes remaining in the game with 73 seconds remaining.

#55 - Sept. 2, 2023

FAU (1-0) gave Herman a season-opening win. Casey Thompson threw five TD passess and Larry McCammon III ran for 125 yards and one TD.

OFFENSIVE PLAYERS TO WATCH



Daughtry Richardson
R-So., OL
FSU Transfer



Federico Maranges
R-Sr., OL
39 GP All at FAU



Malcolm Lamar Sr.
R-Sr., OL
FSU DL Transfer
12 2023 GP on OL



Zeke Moore
So., TE


Rec	GP	REC	YDS	TD	Long	REC/G	AVG/CAVG/G
2023	12	13	66	2	9	1.1	5.1 5.5
2024	3	2	4	0	7	0.7	2.0 1.3
Total	15	15	70	2	9	1.0	4.7 4.7



Milan Tucker
R-Sr., WR *Appalachian State

Rec	GP	REC	YDS	TD	Long	REC/G	AVG/CAVG/G
*2019	3	0	0	0	0	0.0	0.0 0.0
*2020	11	2	11	0	8	0.2	5.5 1.0
*2021	13	1	20	0	20	0.1	20.0 1.5
*2022	12	0	0	0	0	0.0	0.0 0.0
*2023	14	21	305	1	69	1.5	14.5 21.8
2024	3	6	43	0	18	2.0	7.2 14.3
Total	56	30	379	1	69	0.5	12.6 6.8

KR	GP	ATT	YDS	TD	Long	AVG/R	AVG/G
2019	3	0	0	0	0	0.0	0.0
2020	11	0	0	0	0	0.0	0.0
2021	13	7	149	0	26	21.3	11.5
2022	12	22	620	1	96	28.2	51.7
2023	14	23	547	0	48	23.8	39.1
2024	3	4	66	0	20	16.5	18.0
Total	55	56	1382	1	96	24.7	25.1




CJ Campbell Jr.
R-Jr., RB *Florida State

Rush	GP	ATT	YDS	TD	Long	AVG/AAVG/G
*2023	10	7	117	1	70	16.7 11.7
2024	3	39	110	1	11	2.7 27.0
Total	13	46	227	2	70	4.9 17.4



Jayshon Platt
Jr., WR


Rec	GP	REC	YDS	TD	Long	REC/G	AVG/CAVG/G
2022	11	3	26	0	14	0.3	8.7 2.4
2023	9	2	7	0	5	0.2	3.5 0.8
2024	3	4	38	1	11	1.3	9.5 12.7
Total	23	9	71	1	14	0.4	7.9 3.1



Cam Fancher
R-Jr., QB *Marshall

Pass	GP	CMP	ATT	INT	YDS	TD	Long	%AVG/PAVG/G
*2021	2	3	6	0	46	0	17	50.0 7.7 23.0
*2022	13	131	235	6	1,558	10	71	55.7 6.6 119.8
*2023	10	202	308	11	2,162	11	65	65.6 7.0 216.2
2024	3	51	88	3	470	2	28	58.0 9.2 156.7
Total	28	387	532	20	4,236	23	65	73.0 10.9 151.2

Rush	GP	ATT	YDS	TD	Long	AVG/AAVG/G
*2021	2	5	18	0	10	3.6 9.0
*2022	13	107	466	1	41	4.4 35.8
*2023	10	120	273	4	63	2.3 27.3
2024	3	39	110	1	11	2.7 27.0
Total	28	271	867	6	63	3.2 31.0



Omari Hayes
R-So., WR

Rec	GP	REC	YDS	TD	Long	REC/G	AVG/CAVG/G
2023	2	0	0	0	0	0.0	0.0 0.0
2024	3	10	132	1	28	3.3	13.2 44.0
Total	5	10	132	1	28	2.0	13.2 26.4

PR	GP	PR	YDS	TD	Long	REC/G	AVG/G
2023	2	0	0	0	0	0	0
2024	3	4	28	0	12	7.0	9.3
Total	5	4	28	0	12	7.0	5.6



Zuberi Mobley
R-Jr., RB

Rush	GP	ATT	YDS	TD	Long	AVG/AAVG/G
2021	2	8	33	0	12	4.1 16.5
2022	12	101	534	3	45	5.3 44.5
2023	3	22	62	0	11	2.8 20.74
2024	3	33	178	3	72	5.4 59.3
Total	20	164	807	6	72	4.9 40.4

Rec	GP	REC	YDS	TD	Long	REC/G	AVG/CAVG/G
2021	2	2	17	0	9	1.0	8.5 8.5
2022	12	7	60	1	22	0.6	8.6 5.0
2023	3	1	7	0	7	0.3	7.0 2.3
2024	3	4	24	0	11	1.3	6.0 8.0
Total	20	14	108	1	22	0.7	7.7 5.4

DEFENSIVE PLAYERS TO WATCH



Chisom Ifeanyi
GR., DL

	GP	SOLO	AST	TOT	TFL-YDS	SACKS-YDS	PD	INT	FF	FR	BLK
2021	11	10	6	16	4.5-27	2.5-20	0	3	1	1	0
2022	2	3	2	5	2-14	1-10	0	0	0	0	0
2023	11	11	5	16	6.5-45	5.5-44	1	3	2	1	1
2024	3	4	3	7	1.5-6	1-5	0	0	0	0	0
Total	27	28	16	44	14.5-92	10-79	1	6	3	2	1



Chris Jones
GR, E

	GP	SOLO	AST	TOT	TFL-YDS	SACKS-YDS	INT	PD	FF	FR	BLK
2020	9	5	4	9	4-27	3-16	0	0	0	0	0
2021	12	17	14	31	4-15	1-8	0	1	1	0	0
2022	10	5	7	12	1.5-3	1-2	0	0	0	0	0
2023	12	7	14	21	4-9	1.5-6	0	0	0	0	0
2024	3	6	6	12	1.5-2	0-0	0	1	0	0	0
Total	46	40	45	85	15-56	6.5-32	0	2	1	0	0




Jaden Wheeler
Sr., DL

	GP	SOLO	AST	TOT	TFL-YD	SACKS-YDS	PD	INT	FF	FR	BLK
2021	11	8	14	22	1.5-1	0-0	0	1	1	0	0
2022	11	3	10	13	1.5-3	0-0	0	0	0	0	0
2023	11	8	8	16	3.5-14	2.5-12	0	0	0	0	0
2024	3	3	5	8	0.5-1	0-0	0	1	0	1	0
Total	36	22	37	59	7-19	2.5-12	0	2	1	1	0



Jackson Ambush
GR., ILB * Albany (NY)

	GP	SOLO	AST	TOT	TFL-YDSS	SACKS-YDS	PD	INT	FF	FR	BLK
*2019	3	0	2	2	0-0	0-0	0	0	0	0	0
*20-21	4	7	8	15	0-0	0-0	0	0	0	0	0
*2021	11	53	44	97	5-10	0-0	0	1	1	1	0
*2022	11	45	38	83	5-8	0-0	1	3	0	0	0
2023	12	41	48	89	6.5-25	1-12	1	1	0	0	0
2024	3	3	18	21	0.5-0	0-0	0	0	0	0	0
Total	44	149	158	307	17.5-43	1-12	2	5	1	1	0



Desmond Tisdol
GR., LB * Auburn

	GP	SOLO	AST	TOT	TFL-YDSS	SACKS-YDS	PD	INT	FF	FR	BLK
*2020	5	2	0	2	0-0	0-0	0	0	0	0	0
*2021	7	1	1	2	0-0	0-0	0	0	0	0	0
*2022	12	6	7	13	0-0	0-0	0	0	0	0	0
2023	12	36	34	70	5.5-21	2.5-11	0	2	0	0	0
2024	3	7	6	13	1-2	0-0	0	1	0	0	0
Total	39	52	48	100	6.5-23	2.5-11	0	3	0	0	0



Jarrett Jerrels
Sr., ILB

	GP	SOLO	AST	TOT	TFL-YDSS	SACKS-YDS	PD	INT	FF	FR	BLK
2020	6	0	0	0	0-0	0-0	0	0	0	0	0
2021	8	1	3	4	0-0	0-0	0	0	0	0	0
2022	12	6	5	11	0-0	0-0	0	0	1	0	0
2023	12	19	15	34	2-3	0-0	1	1	0	0	0
2024	3	4	5	9	0-0	0-0	0	0	0	0	0
Total	41	30	28	58	2-3	0-0	1	1	1	0	0



Kahzir "Buggs" Brown
GR., DB * Maine

	GP	SOLO	AST	TOT	TFL-YDSS	SACKS-YDS	PD	INT	FF	FR	BLK
*21-22	11	16	7	23	0.5-1	0-0	3	4	0	0	0
2022	9	28	25	53	0.5-0	0-0	2	7	0	0	0
2023	11	30	31	61	5.5-32	1-8	1	8	2	0	0
2024	3	3	9	12	0-0	0-0	2	1	0	0	0
Total	34	77	72	149	6.5-33	1-8	8	20	2	0	0




Eddie Williams
GR., LB

	GP	SOLO	AST	TOT	TFL-YDSS	SACKS-YDS	PD	INT	FF	FR	BLK
2019	11	10	4	14	0-0	0-0	0	0	0	0	0
2020	9	17	13	30	1-2	0-0	0	1	0	0	0
2021	12	23	21	44	5.5-16	0-0	0	0	1	0	0
2022	8	24	41	65	5.5-14	2.5-7	0	0	1	1	0
2023	4	7	13	20	0.5-1	0-0	0	1	0	0	0
2024	3	1	4	5	0.5-1	0-0	0	0	0	0	0
Total	47	82	96	178	13-34	2.5-7	0	2	2	1	0




Jayden Williams
R-Jr., DB

	GP	SOLO	AST	TOT	TFL-YDSS	SACKS-YDS	PD	INT	FF	FR	BLK
2021	4	7	4	11	0-0	0-0	0	0	0	0	0
2022	11	24	16	40	3-9	2-7	0	4	1	0	0
2023	8	21	13	34	1-2	0-0	1	2	0	2	0
2024	3	6	12	18	0.5-2	0-0	0	1	0	1	0
Total	26	58	45	103	4.5-13	2-7	1	7	1	3	0



Phillip Dunnam
Jr., S * Indiana

	GP	SOLO	AST	TOT	TFL-YDSS	SACKS-YDS	PD	INT	FF	FR	BLK
*2022	12	1	4	5	0-0	0-0	0	1	0	0	0
*2023	12	39	14	53	1-4	0-0	3	9	0	0	0
2024	3	3	6	9	0-0	0-0	2	2	0	0	0
Total	27	43	24	67	1-4	0-0	5	12	0	0	0



CJ Heard
Fr., S

	GP	SOLO	AST	TOT	TFL-YDSS	SACKS-YDS	PD	INT	FF	FR	BLK
2024	3	10	10	20	0-0	0-0	0	0	1	2	0
Total	3	10	10	20	0-0	0-0	0	0	1	2	0

FAU - THE LAST TIME

(CURRENT PLAYERS IN BOLD>

A kickoff was returned for a TD

FAU: Kerrith Whyte, 100 yards (ODU), 10/6/18
Opponent: Jayden Harrison, 99 yards (Marshall), 11/6/21

A punt was returned for a TD

FAU: LaJohntay Wester, 67, (USF) 10/14/23
Opponent: Khaleb Hood, 49 yards (GS) 12/5/20

Blocked FG for a score

FAU: Ertwyn Henry, 14 yards (Colgate), 12/13/03
Opponent: Jarrett Jones, 53 yards (ULL), 10/20/07

Blocked punt for a Score

FAU: Tyrek Tisdale, Recovered by Eddie Williams (UAB), 12/7/19
Opponent: Lakota Wills (Air Force), 9/8/18

Blocked extra point returned for a score

FAU: Akileis Leroy (MT), 10/12/19
Opponent: R'Tarriun Johnson (ODU), 11/13/21

An interception was returned for a TD

FAU: Latrell Jean, 9, (UTSA), 10/21/23
Opponent: K Johnson, 26, (UAB), 11/4/23

A fumble was recovered for a TD

FAU: Zaire Mitchell-Paden, 0 yards (UTEP), 10/30/21
Opponent: Jordan Ferguson, 71 yards (MT), 11/27/21

A safety was scored

FAU: Buffalo, 9/9/15
Opponent: Michigan State, 8/30/24

Player passed for five TDs

FAU: Casey Thompson (Monmouth), 9/2/23
Opponent: Chase Cunningham, 5, (MT), 11/19/22

50 pass attempts

FAU: N'Kosi Perry, 50, (UNT), 10/1/22
Opponent: Austin Reed, 52, (WKU) 11/26/22

40 pass attempts

FAU: Daniel Richardson, 49 (Illinois), 9/23/23
Opponent: Bailey Zappe, 49, (WKU), 11/20/21

30 pass attempts

FAU: **Cam Fancher, 37, (Army), 9/7/24**
Opponent: **Keyone Jenkins, 35 (FIU), 09/14/24**

400 yards passing

FAU: Chris Robison, 471 (Air Force), 9/8/18
Opponent: Jacob Zeno, 484, (UAB), 11/4/23

300 yards passing

FAU: Daniel Ricardson, 382 (USF), 10/14/23
Opponent: John Rhys Plumlee, 339 (UCF), 9/17/22

75-yard touchdown reception

FAU: LaJohntay Wester, 76 (UAB), 11/4/23
Opponent: B. Rozner, 78 (Rice), 10/15/22

70-yard non-scoring reception

FAU: Chris Bonner, 70 (ULL), 10/24/09
Opponent: Jerrel Jernigan, 70 (Troy), 11/24/09

Player rushed for four touchdowns

FAU: Devin Singletary, 5 TD (BCU), 9/15/18
Opponent: Winston Dimel, 4 TD (Kansas State), 9/17/16

Player rushed for three touchdowns

FAU: Zuberi Mobley, 3 (FIU), 09/14/24
Opponent: Mckenzie Milton, 3 (UCF), 9/21/18

30 rushing attempts

FAU: Devin Singletary, 34 (MT), 9/21/18
Opponent: Zach Abey, 32 (Navy), 9/1/17

150 yards rushing

FAU: Javion Posey, 18-182 (FIU), 11/13/20
Opponent: DeWayne McBride, 24-168 (UAB), 10/29/22

Two players rushed for over 100 yards

FAU: **Zuberi Mobley, 20-146** and Larry McCammon III, 15-125 (SLU), 09/10/22
Opponent: Noah Short (11) 160 and Bryson Daily (18) 117 (Army) 9/7/21

75-yard touchdown run

FAU: Kobe Lewis, 75 (Rice), 11/25/23
Opponent: Haaziq Daniels, 94 (AF), 9/25/21

50-yard touchdown run

FAU: Larry McCammon III, 52, (CLT), 8/27/22
Opponent: **K. Lynch-Adams, 63 (MSU), 8/30/24**

Team gained 300 yards rushing

FAU: SLU, 366, 09/10/22
Opponent: Army, 405, 9/7/24

Five touchdown receptions

FAU: none
Opponent: Sidney Rice, 5 TD (South Carolina), 9/23/06

Four touchdown receptions

FAU: Deangelo Antoine, 4 TD (Wagner), 9/21/19
Opponent: None

Three touchdown receptions

FAU: LaJohntay Wester, 3 TD (UAB), 11/4/23
Opponent: None

15 receptions

FAU: Anthony Crissinger-Hill, 15 (Hawai'i), 9/4/04
Opponent: none

10 receptions

FAU: LaJohntay Wester, 11 (Tulane), 11/18/23
Opponent: Jerry Sterns, 12, (WKU), 11/20/21

200 yards receiving

FAU: LaJohntay Wester, 219 (11) (UAB), 11/4/23
Opponent: Vincent Jackson 228 (Northern Colorado), 10/16/04

100 yards receiving

FAU: LaJohntay Wester, (10) 149, Charlotte 10/27/23
Opponent: Luke McCaffery, (12) 141 (Rice) 11/25/23

Two players with 100 yards receiving

FAU: Tony Johnson, (8) 131 (USF), 10/14/23
LaJohntay Wester, (10) 123 (USF), 10/14/23
Opponent: Malachi Corley, (8) 127 and Jaylen Hall (8) 118 (WKU) 11/26/22

Two players with 100 yards rushing and a receiver with 100 yards or vice versa

FAU: **Zuberi Mobley (20), 146 rushing yards** and Larry McCammon III (15), 125 yards rushing and LaJohntay Wester (12), 140 receiving yards (SLU), 09/10/22
Opponent: Davion Ervin-Poindexter (17) 108 rushing yards and Malachi Corley (8) 127 receiving yards and Jaylen Hall (8) 118 receiving yards (WKU), 11/26/22

50-yard field goal

FAU: Greg Joseph, 54 (Navy), 9/1/17
Opponent: Jonathan Cruz, 56 (Charlotte), 11/24/18

45-yard field goal

FAU: Vladimir Rivas, 48, (UTSA), 11/23/19
Opponent: B. Narveson, 47, (ECU) 11/11/23

Four field goals

FAU: Greg Joseph (Wyoming), 9/20/14
Opponent: (5) A. Conrad (ECU) 11/11/23

Played on both sides of the ball

FAU: Stetson Wilson (Edward Waters), 11/27/04
Daniel McKinney (Troy) 10/27/12, (at WKU) 11/10/12
Trevon Coley (FIU) 10/31/15, (WKU) 11/7/15
Steven Leggett (FIU) 10/31/15, (WKU) 11/7/15
Trey Hendrickson (CHA) 10/9/16, (Marshall) 10/15/16, (UTEP) 11/12/16, (ODU) 11/19/16
Nick Internicola (ODU), 11/19/16
LaJohntay Wester Three times in 2022

Team scored 50 points

FAU: USE, 56 10/14/23
Opponent: WKU, 52, 11/20/21

Team scored 30 points or more in a quarter

FAU: 30 points (2nd Q vs. North Texas), 10/17/09
Opponent: None

Team gained 500 yards total offense

FAU: USE, 587, 10/14/23
Opponent: UAB, 614, 11/4/23

FAU played an overtime game

WKU at FAU (11/26/22), WKU wins 32-31

0-0 after the half

WKU at FAU, 11/7/20

0-0 after regulation time

FAU vs. Arkansas State, 10/22/05 (ASU won 3-0)
*Only time in NCAA history a game was tied at 0-0 at game's end

Wins on a last minute field goal

FAU: North Texas, 11/12/05 (26-23)
Opponent: UAB, 11/04/23 (45-42)

A shutout was recorded

FAU: BCU 9/16/17 (45-0)
Opponent: Alabama, 9/6/14 (41-0)

Quickest to score/scored on

FAU: at Rice, 00:10 (Kobe Lewis 75 yard rushing TD), 11/23/23
Opponent: Oklahoma State, 00:13 (Andre Sexton 14-yard interception return for a score), 9/8/07; Marshall, 00:14 (Jayden Harrison), 99-yard opening KR), 11/6/21

FAU arrived day of game

FAU vs. ULL, 10/6/05 (flew)
FAU vs. FIU, 11/3/18 (drove)

4th Down Conversions

6-6 vs USE, 10/14/23
4-4 vs FIU, 09/14/24
7-8 vs BCU, 9/15/18
6-7 vs WKU, 11/7/15
5-6 vs Akron, 12/19/17

Team Played on a **Tuesday**: Akron, 12/19/17
Team Played on a **Thursday**: at Charlotte, 10/21/21
Team Played on a **Friday**: at Michigan State, 8/30/24
Team Played on a **Sunday**: Charlotte, 10/9/16

FAU 100-YARD PLATEAU RUSHING

Doug Parker	110 (22)	Jacksonville	10/13/01	Devin Singletary	124 (26)	Akron	12/19/17
Daveon Barron	147 (25)	Morris Brown	11/09/02	Kerrith Whyte	101 (15)	BCU	09/15/18
Anthony Jackson	110(17)	Texas State	10/04/03	Devin Singletary	131 (25)	UCF	09/21/18
Anthony Jackson (2)	113 (21)	Gardner-Webb	11/01/03	Devin Singletary	118 (34)	MT	09/29/18
Daveon Barron (2)	105 (16)	Siena	11/15/03	Devin Singletary	168 (19)	ODU	10/06/18
Doug Parker	126 (27)	North Texas	09/11/04	Devin Singletary	171 (19)	LA Tech	10/26/18
Doug Parker (3)	121 (24)	ULM	10/23/04	Devin Singletary	184 (27)	FIU	11/03/18
Dilvory Edgcomb	118 (18)	North Texas	11/12/05	Kerrith Whyte	165 (17)	FIU	11/03/18
Charles Pierre	103 (20)	Southern Utah	10/12/06	Kerrith Whyte (3)	163 (21)	WKU	11/10/18
Charles Pierre	122 (24)	Arkansas State	10/28/06	Devin Singletary (22)	148 (22)	WKU	11/10/18
Charles Pierre	116 (28)	North Texas	11/18/06	Malcolm Davidson	149 (21)	MT	10/12/19
Charles Pierre	138 (13)	UAB	09/06/08	Malcolm Davidson	153 (18)	FIU	11/09/19
Dilvory Edgcomb (2)	103 (16)	MT	09/30/08	Malcolm Davidson	128 (11)	UAB	12/07/19
Charles Pierre	194 (23)	WKU	10/18/08	Malcolm Davidson (4)	115 (14)	UTSA	10/31/20
Charles Pierre	140 (12)	North Texas	11/08/08	Javion Posey	182 (18)	FIU	11/13/20
Charles Pierre (7)	109 (10)	UL	11/15/08	Johnny Ford	102 (16)	FIU	10/02/21
Alfred Morris	122 (23)	ULM	09/26/09	Johnny Ford	138 (13)	Marshall	11/06/21
Alfred Morris	147 (29)	North Texas	10/17/09	Johnny Ford (3)	101 (19)	ODU	11/13/21
Alfred Morris	181 (24)	UL	10/24/09	Larry McCammon	118 (14)	Charlotte	08/27/22
Alfred Morris	117 (24)	Arkansas State	11/14/09	Zuberi Mobley	146 (20)	SLU	09/10/22
Alfred Morris	137 (17)	Troy	11/21/09	Larry McCammon (2)	125 (15)	SLU	09/10/22
Alfred Morris	122 (25)	WKU	11/28/09	Larry McCammon (3)	104 (26)	FIU	11/12/22
Alfred Morris	158 (25)	FIU	12/05/09	Larry McCammon (4)	127 (16)	WKU	11/26/22
Alfred Morris	103 (16)	UAB	10/02/10	Larry McCammon (5)	125 (13)	Monmouth	09/02/23
Alfred Morris	153 (30)	ULM	10/09/10	Larry McCammon (6)	130 (26)	Tulsa	10/07/23
Alfred Morris	143 (22)	UL	11/13/10	Zuberi Mobley (2)	134 (20)	FIU	09/14/24
Alfred Morris	162 (24)	North Texas	10/08/11				
Alfred Morris	153 (18)	MT	10/22/11				
Alfred Morris	163 (19)	Arkansas State	11/05/11				
Alfred Morris	110 (21)	FIU	11/12/11				
Alfred Morris	101 (22)	Troy	11/19/11				
Alfred Morris (16)	198 (38)	UAB	11/26/11				
Jonathan Wallace	101 (21)	South Alabama	10/20/12				
Jonathan Wallace	102 (24)	Troy	10/27/12				
Jonathan Wallace	111 (28)	Navy	11/03/12				
Jonathan Wallace	127 (17)	UAB	10/05/13				
Jaquez Johnson	115 (19)	UAB	10/05/13				
Jaquez Johnson	114 (20)	Tulane	11/02/13				
Jaquez Johnson (3)	a111 (19)	Southern Miss	11/16/13				
Jonathan Wallace (5)	105 (18)	Southern Miss	11/16/13				
Damian Fortner	100 (19)	FIU	11/29/13				
Jay Warren	108 (22)	Wyoming	09/22/14				
Greg Howell	118 (21)	WKU	10/18/14				
Greg Howell	138 (22)	Tulsa	09/05/15				
Jay Warren	132 (11)	Miami	09/11/15				
Trey Rodriguez	114 (7)	UTEP	10/24/15				
Jay Warren (3)	150 (29)	ODU	11/28/15				
Greg Howell	128 (16)	Southern Illinois	09/03/16				
Greg Howell	101 (12)	FIU	10/01/16				
Greg Howell	100 (20)	CHA	10/09/16				
Devin Singletary	111 (13)	Marshall	10/15/16				
Greg Howell	109 (20)	Marshall	10/15/16				
Devin Singletary	252 (23)	Rice	11/05/16				
Devin Singletary	145 (20)	UTEP	11/12/16				
Devin Singletary	235 (29)	MT	11/26/16				
Greg Howell	175 (13)	BCU	09/16/17				
Devin Singletary	109 (11)	BCU	09/16/17				
Devin Singletary	156 (22)	Buffalo	09/23/17				
Devin Singletary	133 (24)	MT	09/30/17				
Devin Singletary	194 (26)	ODU	10/07/17				
Greg Howell (8)	109 (21)	ODU	10/07/17				
Devin Singletary	123 (17)	North Texas	10/21/17				
Devin Singletary	244 (36)	WKU	10/28/17				
Devin Singletary	203 (28)	Marshall	11/03/17				
Devin Singletary	100 (18)	Louisiana Tech	11/11/17				
Devin Singletary	164 (25)	FIU	11/18/17				
Devin Singletary	108 (19)	CHA	11/25/17				
Devin Singletary	164 (26)	North Texas	12/02/17				



FAU 100-YARD PLATEAU RECEIVING

Larry Taylor	112 (2)	BCU	09/08/01	Harrison Bryant (3)	182 (10)	UTSA	11/23/19
Thomas Parker	113 (7)	Gardner-Webb	11/03/01	Deangelo Antoine (4)	112 (5)	UAB	12/07/19
Roosevelt Bynes	126 (6)	MT	08/28/03	LaJohntay Wester	124 (7)	Georgia Southern	09/11/21
Anthony Crissinger-Hill	135 (8)	UCF	09/13/03	LaJohntay Wester (2)	101 (10)	Fordham	09/18/21
Roosevelt Bynes	122 (7)	Youngstown	09/20/03	Je'Quan Burton	121 (7)	FIU	10/21/21
Anthony Crissinger-Hill	160 (7)	Texas State	10/04/03	Je'Quan Burton (2)	115 (5)	Ohio	09/03/22
Anthony Crissinger-Hill	129 (6)	Northern Arizona	12/06/03	Jahmal Edrine	105 (9)	Ohio	09/03/22
Anthony Crissinger-Hill	114 (6)	Colgate	12/13/03	LaJohntay Wester (3)	140 (12)	SLU	09/10/22
Anthony Crissinger-Hill	183 (15)	Hawai'i	09/04/04	LaJohntay Wester (4)	113 (10)	UNT	10/01/22
Roosevelt Bynes (3)	116 (4)	Northern Colorado	10/16/04	Jahmal Edrine (2)	109 (6)	Middle Tennessee	11/19/22
Anthony Crissinger-Hill	104 (7)	ULM	10/23/04	LaJohntay Wester (5)	101 (12)	Ohio	09/09/23
Anthony Crissinger-Hill (7)	163 (6)	FAMU	10/30/04	LaJohntay Wester (6)	120 (12)	Clemson	09/16/23
Thomas Parker (2)	110 (5)	FIU	11/26/05	LaJohntay Wester (7)	137 (13)	Illinois	09/23/23
Frantz Simeon	110 (4)	Troy	11/11/06	LaJohntay Wester (8)	123 (10)	USF	10/14/23
Jason Harmon	104 (5)	Minnesota	09/15/07	Tony Johnson (1)	131 (8)	USF	10/14/23
Cortez Gent	109 (4)	Minnesota	09/15/07	LaJohntay Wester (9)	149 (10)	Charlotte	10/27/23
Cortez Gent	142 (11)	ULM	11/27/07	LaJohntay Wester (10)	219 (11)	UAB	11/04/23
Cortez Gent	145 (4)	FIU	11/24/07				
Cortez Gent	118 (6)	UF	11/17/07				
Cortez Gent	155 (8)	Troy	12/01/07				
Cortez Gent	116 (7)	North Texas	11/08/08				
Chris Bonner	139 (6)	FIU	11/29/08				
Cortez Gent (7)	108 (7)	FIU	11/29/08				
Jason Harmon (2)	132 (11)	ULM	09/26/09				
Chris Bonner	134 (6)	North Texas	10/17/09	Jared Allen	352	UCF	09/13/03
Chris Bonner (3)	134 (2)	UL	10/24/09	Jared Allen	311	FIU	12/04/04
Lester Jean	164 (9)	UAB	09/02/10	Rusty Smith	312	Troy	11/11/06
Lester Jean	114 (8)	FIU	10/30/10	Rusty Smith	463	Minnesota	09/15/07
Lester Jean (3)	100 (8)	MT	11/27/10	Rusty Smith	322	North Texas	09/22/07
Avery Holley	129 (4)	Troy	12/04/10	Rusty Smith	308	Louisiana	10/20/07
William Dukes	119 (5)	South Alabama	10/20/12	Rusty Smith	317	ULM	10/27/07
William Dukes	104 (9)	WKU	11/10/12	Rusty Smith	330	FIU	11/24/07
William Dukes	116 (6)	FIU	11/16/12	Rusty Smith	336	Memphis	12/21/07
Jenson Stoshak	108 (5)	FIU	11/16/12	Rusty Smith	325	UAB	09/06/08
William Dukes (4)	204 (9)	UL	12/01/12	Rusty Smith	389	FIU	11/29/08
Daniel McKinney	104 (6)	Rice	09/28/13	Rusty Smith	306	Central Michigan	12/26/08
Daniel McKinney (2)	138 (5)	New Mexico State	11/29/13	Rusty Smith	347	ULM	09/26/09
Jenson Stoshak	155 (4)	Tulane	09/13/14	Rusty Smith	308	North Texas	10/17/09
Lucky Whitehead	125 (8)	WKU	10/18/14	Rusty Smith	359	Louisiana	10/24/09
Lucky Whitehead (2)	102 (11)	Marshall	10/25/14	Rusty Smith	304	MT	10/31/09
Jenson Stoshak	124 (7)	Buffalo	09/19/15	Jeff Van Camp	302	Troy	12/04/10
Jenson Stoshak	114 (7)	Tulsa	09/05/15	Graham Wilbert	303	South Alabama	10/20/12
Kamrin Solomon	120 (5)	Buffalo	09/19/15	Graham Wilbert	403	FIU	11/16/12
Kamrin Solomon (2)	110 (2)	Rice	10/10/15	Graham Wilbert	379	Louisiana	12/01/12
Jenson Stoshak (5)	101 (4)	WKU	11/07/15	Jaquez Johnson	326	MT	09/21/13
Kalib Woods	121 (9)	Miami	09/10/16	Jaquez Johnson	321	New Mexico State	11/23/13
Kalib Woods	108 (4)	Ball State	09/24/16	Jaquez Johnson	318	Tulsa	09/13/14
Kalib Woods	105 (11)	CHA	10/09/16	Jaquez Johnson	325	WKU	10/18/14
Kalib Woods	100 (5)	Marshall	10/15/16	Jaquez Johnson	304	MT	11/22/14
Henry Bussey	132 (4)	Rice	11/05/16	Jason Driskel	385	Buffalo	09/19/15
Kalib Woods	105 (8)	UTEP	11/12/16	Jason Driskel	324	Ball State	09/24/16
Kalib Woods	120 (7)	ODU	11/19/16	Jason Driskel	317	Rice	11/05/16
DeAndre McNeal	103 (3)	Wisconsin	09/09/17	Jason Driskel	357	North Texas	10/21/17
Willie Wright	141 (8)	North Texas	10/21/17	Chris Robison	471	Air Force	09/08/18
Kalib Woods	118 (3)	Louisiana Tech	11/11/17	Chris Robison	339	Old Dominion	10/06/18
Kalib Woods	172 (7)	FIU	11/18/17	Chris Robison	366	Ball State	09/14/19
Willie Wright (2)	103 (9)	CHA	11/25/17	Chris Robison	379	Wagner	09/21/19
Kalib Woods (9)	208 (6)	North Texas	12/02/17	Chris Robison	312	Charlotte	09/28/19
Jovon Durante	174 (12)	Air Force	09/08/18	Chris Robison	362	Marshall	10/18/19
Tavaris Harrison	138 (7)	Air Force	09/08/18	Chris Robison	336	UTSA	11/23/19
Harrison Bryant	133 (6)	ODU	10/06/18	Chris Robison	305	SMU	12/21/19
Jovon Durante	111 (7)	ODU	10/06/18	N'Kosi Perry	332	Georgia Southern	09/11/21
Jovon Durante (3)	114 (7)	Marshall	10/20/18	N'Kosi Perry	329	FIU	10/02/21
Harrison Bryant	138 (6)	North Texas	10/15/18	N'Kosi Perry	328	MT	11/27/21
John Mitchell	124 (8)	Ball State	09/14/19	N'Kosi Perry	364	Ohio	09/03/22
Deangelo Antoine	173 (11)	Wagner	09/21/19	N'Kosi Perry	325	Middle Tennessee	11/19/22
Deangelo Antoine	111 (7)	Marshall	10/18/19	Daniel Richardson	382	USF	10/14/23
Deangelo Antoine	125 (9)	FIU	11/09/19				

FAU 300-YARD PLATEAU PASSING

Jared Allen	352	UCF	09/13/03
Jared Allen	311	FIU	12/04/04
Rusty Smith	312	Troy	11/11/06
Rusty Smith	463	Minnesota	09/15/07
Rusty Smith	322	North Texas	09/22/07
Rusty Smith	308	Louisiana	10/20/07
Rusty Smith	317	ULM	10/27/07
Rusty Smith	330	FIU	11/24/07
Rusty Smith	336	Memphis	12/21/07
Rusty Smith	325	UAB	09/06/08
Rusty Smith	389	FIU	11/29/08
Rusty Smith	306	Central Michigan	12/26/08
Rusty Smith	347	ULM	09/26/09
Rusty Smith	308	North Texas	10/17/09
Rusty Smith	359	Louisiana	10/24/09
Rusty Smith	304	MT	10/31/09
Jeff Van Camp	302	Troy	12/04/10
Graham Wilbert	303	South Alabama	10/20/12
Graham Wilbert	403	FIU	11/16/12
Graham Wilbert	379	Louisiana	12/01/12
Jaquez Johnson	326	MT	09/21/13
Jaquez Johnson	321	New Mexico State	11/23/13
Jaquez Johnson	318	Tulsa	09/13/14
Jaquez Johnson	325	WKU	10/18/14
Jaquez Johnson	304	MT	11/22/14
Jason Driskel	385	Buffalo	09/19/15
Jason Driskel	324	Ball State	09/24/16
Jason Driskel	317	Rice	11/05/16
Jason Driskel	357	North Texas	10/21/17
Chris Robison	471	Air Force	09/08/18
Chris Robison	339	Old Dominion	10/06/18
Chris Robison	366	Ball State	09/14/19
Chris Robison	379	Wagner	09/21/19
Chris Robison	312	Charlotte	09/28/19
Chris Robison	362	Marshall	10/18/19
Chris Robison	336	UTSA	11/23/19
Chris Robison	305	SMU	12/21/19
N'Kosi Perry	332	Georgia Southern	09/11/21
N'Kosi Perry	329	FIU	10/02/21
N'Kosi Perry	328	MT	11/27/21
N'Kosi Perry	364	Ohio	09/03/22
N'Kosi Perry	325	Middle Tennessee	11/19/22
Daniel Richardson	382	USF	10/14/23

2024 20-YARD PLUS PLAYS

YDS	Type	Players	Opponent
82	INT	Phillip Dunnam	FIU
*72	Rush	Zuberi Mobley	FIU
58	INT	Phillip Dunnam	Michigan State
28	Pass	Cam Fancher to Omari Hayes	Michigan State
27	Pass	Cam Fancher to Omari Hayes	Army
25	KR	Gemari Sands	FIU
22	Pass	Cam Fancher to CJ Campbell	FIU
22	Pass	Cam Fancher to Josephy Young	FIU
21	Pass	Cam Fancher to Omari Hayes	Michigan State
20	Rush	Cam Fancher	Michigan State

2024 DOUBLE-DIGIT TACKLERS

Player	Tackles	Opponent
CJ Heard	11	Army
Jackson Ambush	10	Michigan State

* Scoring play

2024 STARTING LINEUPS

Offense	WR	LT	LG	C	RG	RT	QB	TE/WR	HB	WR	WR
Michigan State	Tucker	Lamar	Church	Maranges	Lamas	Richardson	Fancher	Hayes	Campbell	G. Johnson	Platt
Army	Hayes	Lamar	Church	Maranges	Lamas	Richardson	Fancher	Moore	Campbell	Henry	Platt
FIU	Hayes	Lamar	Church	Maranges	Lamas	Atcavage	Fancher	Moore	Campbell	Henry	Platt
UConn											

Defense	DE	NT	DT	Rush	LB	LB	N/LB	S	S	CB	CB
Michigan State	Ifeanyi	Wheeler	Davis	Jones	E. Williams	Ambush	Tisdol	Dunnam	J. Williams	Hill	Brown
Army	Ifeanyi	Wheeler	Davis	Jones	E. Williams	Ambush	Tisdol	Dunnam	J. Williams	Hill	Brown
FIU	Ifeanyi	Wheeler	Davis	Jones	E. Williams	Ambush	Philord	Dunnam	J. Williams	Hill	Brown
UConn											

2024 MISCELLANEOUS

Opponent	Captain	Captain	Captain	Captain	Coin Toss	Rec/Defend	FAU's First Poss.	Game Length	Helmet	Jersey	Pants	Result
MSU	Maranges	Ambush	J. Williams	Fancher	Wins	Defends	3 plays, 1 yard	3:55	Navy	Sand	Sand	L, 16-10
Army	Maranges	Ambush	J. Williams	Fancher	Wins	Received	3 plays, 8 yards	3:22	Navy	Sand	Sand	L, 24-7
FIU	Maranges	Ambush	J. Williams	Fancher	Wins	Defends	3 plays, 0 yards	3:48	White	Blue	White	W, 38-20
UConn												

TOP-FIVE CAREER LEADERS

Rushing yards

1.	4280	Devin SINGLETARY	(715-4280)	2016-18
2.	3529	Alfred Morris	(733-3529)	2007-11
3.	2552	Charles Pierre	(538-2552)	2004,06-08
4.	2419	Greg HOWELL	(462-2419)	2014-17
5.	2228	Larry MCCAMMON	(483-2023)	2019-23

Rushing attempts

1.	733	Alfred Morris	(733-3529)	2007-11
2.	715	Devin SINGLETARY	(715-4280)	2016-18
3.	538	Charles Pierre	(538-2552)	2004,06-08
4.	531	Doug Parker	(531-2022)	2001-04
5.	483	Larry MCCAMMON	(483-2230)	2019-23

Rushing TDs

1.	66	Devin SINGLETARY		2016-18
2.	27	Alfred Morris		2007-11
3.	23	Doug Parker		2001-04
4.	22	Greg HOWELL		2014-17
5.	20	Charles Pierre		2004,06-08
	20	Larry MCCAMMON		2019-23

Average yards/rush (minimum 50 attempts)

1.	6.33	Malcolm DAVIDSON	(208-1317)	2018-21
2.	6.24	Javion POSEY	(74-462)	2019-23
3.	5.99	Devin SINGLETARY	(715-4280)	2016-18
4.	5.99	Trey RODRIGUEZ	(70-419)	2015
5.	5.85	Kerrith WHYTE	(232-1358)	2016-18

Rushing yards/game (minimum 10 games)

1.	112.6	Devin SINGLETARY	(38 games)	2016-18
2.	75.1	Alfred Morris	(47 games)	2007-11
3.	67.2	Charles Pierre	(38 games)	2004,06-08
4.	62.0	Greg HOWELL	(39 games)	2014-17
5.	59.8	Jonathan Wallace	(20 games)	2012-13

Pass attempts

1.	1361	Rusty Smith	(768-1361-36)	2006-09
2.	961	Jared Allen	(540-961-31)	2001-04
3.	812	Jaquez Johnson	(460-812-20)	2013-15
4.	775	Chris ROBISON	(483-775-18)	2018-19
5.	756	Jason DRISKEL	(462-756-19)	2014-17

Pass completions

1.	768	Rusty Smith	(768-1361-36)	2006-09
2.	540	Jared Allen	(540-961-31)	2001-04
3.	483	Chris ROBISON	(483-775-18)	2018-19
4.	462	Jason DRISKEL	(462-756-19)	2014-17
5.	460	Jaquez Johnson	(460-812-20)	2013-15

Passing yards

1.	10112	Rusty Smith	(768-1361-36)	2006-09
2.	7765	Jared Allen	(540-961-31)	2001-04
3.	6234	Chris ROBISON	(483-775-18)	2018-19
4.	5672	Jaquez Johnson	(460-812-20)	2013-15
5.	5627	Jason DRISKEL	(462-756-19)	2014-17

Passing TDs

1.	76	Rusty Smith		2006-09
2.	48	Jared Allen		2001-04
3.	45	N'Kosi PERRY		2021-22
4.	40	Chris ROBISON		2018-19
5.	38	Jaquez Johnson		2013-15

Passes had intercepted

1.	36	Rusty Smith	(768-1361-36)	2006-09
2.	31	Jared Allen	(540-961-31)	2001-04
3.	22	Graham Wilbert	(416-704-22)	2008-12
4.	20	Jaquez Johnson	(460-812-20)	2013-15
5.	19	Jason DRISKEL	(462-756-19)	2014-17

Pass completion pct (minimum 100 attempts)

1.	64.6	Daniel RICHARDSON	(207-321-10)	2023
2.	62.3	Chris ROBISON	(483-775-18)	2018-19
3.	61.9	Danny Embick	(70-113-5)	2003-04
4.	61.1	Jason DRISKEL	(462-756-19)	2014-17
5.	59.5	N'Kosi PERRY	(425-714-12)	2021-22

Pass efficiency (minimum 100 attempts)

1.	153.6	Danny Embick	(70-113-5)	2003-04
2.	142.3	Chris ROBISON	(483-775-18)	2018-19
3.	141.4	N'Kosi PERRY	(425-714-12)	2021-22
4.	134.1	Jared Allen	(540-961-31)	2001-04
5.	132.0	Rusty Smith	(768-1361-36)	2006-09

Average yards/pass (minimum 100 attempts)

1.	9.6	Daniel Richardson	(207-321-10)	2023
2.	9.2	Danny Embick	(70-113-5)	2003-04
3.	8.1	Jared Allen	(540-961-31)	2001-04
4.	8.0	Chris ROBISON	(483-775-18)	2018-19
5.	7.7	N'Kosi PERRY	(425-714-12)	2021-22

Average yards/completion (minimum 100 attempts)

1.	14.8	Danny Embick	(70-113-5)	2003-04
2.	14.4	Jared Allen	(540-961-31)	2001-04
3.	13.5	Garrett Jahn	(63-144-6)	2001-02
4.	13.2	Rusty Smith	(768-1361-36)	2006-09
5.	12.9	Chris ROBISON	(483-775-18)	2018-19

Passing yards/game (minimum 10 games)

1.	239.8	Chris ROBISON	(26 games)	2018-19
2.	228.2	N'Kosi PERRY	(24 games)	2021-22
3.	224.7	Rusty Smith	(45 games)	2006-09
4.	181.9	Daniel RICHARDSON	(11 games)	2023
5.	177.2	Jaquez Johnson	(32 games)	2013-15

Pass reception yards

1.	2703	LaJohntay WESTER	(252-2703)	2020-23
2.	2491	Cortez Gent	(162-2491)	2006-09
3.	2137	Harrison BRYANT	(148-2137)	2016-19
4.	2106	Kalib Woods	(135-2106)	2013-17
5.	1992	Lester Jean	(146-1992)	2007-10

Pass receptions

1.	252	LaJohntay WESTER	(252-2703)	2020-23
2.	162	Cortez Gent	(162-2491)	2006-09
3.	148	Harrison BRYANT	(148-2137)	2016-19
4.	146	Lester Jean	(146-1992)	2007-10
5.	143	Willie WRIGHT	(143-1516)	2017-21

Pass reception TDs

1.	21	LaJohntay WESTER		2020-23
2.	20	Cortez Gent		2006-09
3.	16	Harrison BRYANT		2016-19
4.	15	Lester Jean		2007-10
5.	13	Jason Harmon		2006-07,09
	13	Roosevelt Bynes		2003-04

Average yards/catch (minimum 20 receptions)

1.	19.31	Thomas Parker	(54-1043)	2001-02,04
2.	19.17	Roosevelt Bynes	(71-1361)	2003-04
3.	17.11	Chris Bonner	(93-1591)	2006-09
4.	16.99	Brittney Tellis	(85-1444)	2001-04
5.	16.86	Frantz Simeon	(35-590)	2004,06

Receptions/game (minimum 10 games)

1.	5.60	LaJohntay WESTER	(45 games)	2020-23
2.	5.42	Jovon DURANTE	(12 games)	2018
3.	4.69	DeAngelo ANTOINE	(13 games)	2019
4.	4.57	Anthony Crissinger-Hill	(28 games)	2001-04
5.	4.00	Daniel McKinney	(22 games)	2012-13

TOP-FIVE CAREER LEADERS

Total offense yards

1.	9777	Rusty Smith	(1476-9777)	2006-09
2.	7310	Jared Allen	(1207-7310)	2001-04
3.	7237	Jaquez Johnson	(1204-7237)	2013-15
4.	6387	Chris ROBISON	(931-6387)	2018-19
5.	6318	Jason DRISKEL	(948-6318)	2014-17

TDs responsible for

1.	81	Rusty Smith		2006-09
2.	67	Devin SINGLETARY		2016-18
3.	57	Jaquez Johnson		2013-15
4.	55	N'Kosi PERRY		2021-22
5.	52	Jared Allen		2001-04

Total offense/game (minimum 10 games)

1.	245.7	N'Kosi PERRY	(24 games)	2021-22
2.	245.7	Chris ROBISON	(26 games)	2018-19
3.	226.2	Jaquez Johnson	(32 games)	2013-15
4.	217.3	Rusty Smith	(45 games)	2006-09
5.	185.8	Jason DRISKEL	(34 games)	2014-17

Total offense/play (minimum 50 plays)

1.	7.07	Danny Embick	(148-1046)	2003-04
2.	6.86	Chris ROBISON	(931-6387)	2018-19
3.	6.66	Jason DRISKEL	(948-6318)	2014-17
4.	6.62	Rusty Smith	(1476-9777)	2006-09
5.	6.48	Javion POSEY	(139-901)	2019-23

All purpose yards

1.	4961	Devin SINGLETARY		2016-18
2.	3841	LaJohntay WESTER		2020-23
3.	3838	Alfred Morris		2007-11
4.	3700	Kerrith WHYTE		2016-18
5.	3142	Anthony Jackson		2001-04

All purpose yards/game (minimum 10 games)

1.	130.6	Devin SINGLETARY	(38 games)	2016-18
2.	118.2	Dilvory Edgecomb	(25 games)	2007-08
3.	97.4	Kerrith WHYTE	(38 games)	2016-18
4.	92.5	DeAngelo ANTOINE	(13 games)	2019
5.	90.8	Lucky Whitehead	(22 games)	2013-14

Total points scored

1.	402	Devin SINGLETARY	(67 TD)	2016-18
2.	336	Greg I Joseph	(165 PAT, 57 FG)	2013-17
3.	224	Mark Myers	(98 PAT, 42 FG)	2001-04
4.	219	Vladimir RIVAS	(114 PAT, 35 FG)	2018-20
5.	210	Warley Leroy	(96 PAT, 38 FG)	2006-08

Touchdowns scored

1.	67	Devin SINGLETARY	(66 rush, 1 rcv)	2016-18
2.	31	Alfred Morris	(27 rush, 4 rcv)	2007-11
3.	27	Doug Parker	(23 rush, 4 rcv)	2001-04
4.	24	LaJohntay WESTER	(2 rush, 21 rcv, 1 ret)	2020-23
5.	22	Greg HOWELL	(22 rush)	2014-17

PAT kicks made

1.	165	Greg I Joseph	(165-170)	2013-17
2.	114	Vladimir RIVAS	(114-121)	2018-20
3.	98	Mark Myers	(98-109)	2001-04
4.	96	Warley Leroy	(96-103)	2006-08
5.	62	Ross Gornall	(62-70)	2008-10

PAT kicks attempted

1.	170	Greg I Joseph	(165-170)	2013-17
2.	121	Vladimir RIVAS	(114-121)	2018-20
3.	109	Mark Myers	(98-109)	2001-04
4.	103	Warley Leroy	(96-103)	2006-08
5.	70	Ross Gornall	(62-70)	2008-10

PAT kick pct (minimum 10 attempts)

1.	100.0	Carter DAVIS	(23-23)	2022-24
	100.0	Morgan SUAREZ	(50-50)	2021-24
	100.0	Andy Rosas	(13-13)	2001-03
	100.0	Logan LUPO	(21-21)	2022-24
5.	97.1	Aaron SHAHRIARI	(34-35)	2019-21

Field goals made

1.	57	Greg I Joseph	(57-82)	2013-17
2.	42	Mark Myers	(42-58)	2001-04
3.	38	Warley Leroy	(38-54)	2006-08
4.	35	Vladimir RIVAS	(35-52)	2018-20
5.	18	Mitch Anderson	(18-31)	2012-13

Field goals attempted

1.	82	Greg I Joseph	(57-82)	2013-17
2.	58	Mark Myers	(42-58)	2001-04
3.	54	Warley Leroy	(38-54)	2006-08
4.	52	Vladimir RIVAS	(35-52)	2018-20
5.	31	Mitch Anderson	(18-31)	2012-13

Field goal pct (minimum 10 attempts)

1.	72.7	Aaron SHAHRIARI	(8-11)	2019-21
2.	72.4	Mark Myers	(42-58)	2001-04
3.	72.2	Morgan SUAREZ	(13-18)	2021-24
4.	70.4	Warley Leroy	(38-54)	2006-08
5.	69.5	Greg I Joseph	(57-82)	2013-17

Punt yards

1.	9127	Mickey Groody	(217-9127)	2007-11
2.	7726	Matt HAYBALL	(174-7726)	2019-21
3.	7515	Andy Rosas	(194-7515)	2001-03
4.	7327	Dalton Schomp	(163-7327)	2013-16
5.	5745	Sean Kelly	(139-5745)	2012-13

Punt attempts

1.	217	Mickey Groody	(217-9127)	2007-11
2.	194	Andy Rosas	(194-7515)	2001-03
3.	174	Matt HAYBALL	(174-7726)	2019-21
4.	163	Dalton Schomp	(163-7327)	2013-16
5.	139	Sean Kelly	(139-5745)	2012-13

Punts had blocked

1.	9	Mickey Groody	(217-9127)	2007-11
2.	7	Andy Rosas	(194-7515)	2001-03
3.	3	Keegan Peterson	(109-4241)	2006-09
4.	2	Sebastian RIELLA	(38-1446)	2018
5.	1	Sean Kelly	(139-5745)	2012-13
	1	Andy Eminger	(8-294)	2001-02
	1	Chris ROBISON	(6-328)	2018-19
	1	Matt HAYBALL	(174-7726)	2019-21
	1	Dalton Schomp	(163-7327)	2013-16

Average yards/punt (minimum 20 attempts)

1.	45.41	Riley THOMPSON	(61-2770)	2022
2.	44.95	Dalton Schomp	(163-7327)	2013-16
3.	44.40	Matt HAYBALL	(174-7726)	2019-21
	44.40	Logan LUPO	(67-2977)	2022-24
5.	42.06	Mickey Groody	(217-9127)	2007-11

Punt return yards

1.	822	Brittney Tellis	(80-822)	2001-04
2.	632	LaJohntay WESTER	(56-632)	2020-23
3.	343	Tavious Polo	(60-343)	2006-10
4.	319	Travis Jones	(40-319)	2009-12
5.	312	Lucky Whitehead	(20-312)	2013-14

TOP-FIVE CAREER LEADERS

Punt returns

1.	80	Brittney Tellis	(80-822)	2001-04
2.	60	Tavious Polo	(60-343)	2006-10
3.	57	LaJohntay WESTER	(57-632)	2020-23
4.	40	Travis Jones	(40-319)	2009-12
5.	30	Matt Prudenti	(30-173)	2001-03
	30	Robert Lohnes	(30-184)	2012-13

Punt return TDs

1.	2	Brittney Tellis		2001-04
2.	1	Ertynw Henry		2003
	1	Tyrone Higgins		2001-04
	1	Eddie WILLIAMS		2019-24
	1	Todd Poitier		2001-02
	1	LaJohntay WESTER		2020-23
	1	Casey McGahee		2003-04,06
	1	Lucky Whitehead		2013-14
	1	Damian Fortner		2009-13

Average yards/punt return (minimum 10 attempts)

1.	15.60	Lucky Whitehead	(20-312)	2013-14
2.	13.40	Frantz Simeon	(15-201)	2004,06
3.	11.10	LaJohntay WESTER	(56-632)	2020-23
4.	10.57	Jalen YOUNG	(14-148)	2015-18
5.	10.27	Brittney Tellis	(80-822)	2001-04

Kick return yards

1.	2115	Kerrith WHYTE	(81-2115)	2016-18
2.	1907	Willie Floyd	(92-1907)	2006-11
3.	1781	DiIvory Edgecomb	(78-1781)	2007-08
4.	1685	Anthony Jackson	(70-1685)	2001-04
5.	1165	D'Joun Smith	(51-1165)	2011-14

Kick returns

1.	92	Willie Floyd	(92-1907)	2006-11
2.	81	Kerrith WHYTE	(81-2115)	2016-18
3.	78	DiIvor Edgecomb	(78-1781)	2007-08
4.	70	Anthony Jackson	(70-1685)	2001-04
5.	51	D'Joun Smith	(51-1165)	2011-14

Kick return TDs

1.	2	Kerrith WHYTE		2016-18
----	---	---------------	--	---------

Average yards/kick return (minimum 10 attempts)

1.	26.11	Kerrith WHYTE	(81-2115)	2016-18
2.	24.07	Anthony Jackson	(70-1685)	2001-04
3.	23.96	Lucky Whitehead	(23-551)	2013-14
4.	23.60	D'Marcus ADAMS	(10-236)	2020-21
5.	22.84	D'Joun Smith	(51-1165)	2011-14

Interception return yards

1.	381	Willie Hughley	(13-381)	2002-04
2.	235	Corey Small	(13-235)	2004,06-08
3.	229	Jalen YOUNG	(13-229)	2015-18
4.	222	Teja YOUNG	(7-222)	2018-22
5.	178	Ocie ROSE	(8-178)	2015-18

Interceptions

1.	13	Willie Hughley	(13-381)	2002-04
	13	Corey Small	(13-235)	2004,06-08
	13	Jalen YOUNG	(13-229)	2015-18
4.	11	Tavious Polo	(11-47)	2006-10
5.	9	D'Joun Smith	(9-135)	2011-14
	9	Meiko DOTSON	(9-108)	2019
	9	Taheem Acevedo	(9-52)	2003-04,06-07

Interception return TDs

1.	4	Teja YOUNG		2018-22
2.	3	Willie Hughley		2002-04

3.	2	D'Joun Smith		2011-14
	2	Ocie ROSE		2015-18
	2	Corey Small		2004,06-08

Fumble return yards

1.	100	Taurian Osborne	(1-100)	2001-02
2.	52	Jordan HELM	(1-52)	2017-21
3.	49	Johnnie Sloan	(2-49)	2001-04
4.	45	Rashad SMITH	(3-45)	2016-19
5.	43	Armani Adams	(1-43)	2018-23

Fumble returns

1.	3	Rashad SMITH	(3-45)	2016-19
2.	2	Johnnie Sloan	(2-49)	2001-04
	2	Chris TOOLEY	(2-39)	2016-19
4.	1	22 Times including		
	1	Armani Adams	(1-43)	2018-23
	1	Eddie WILLIAMS	(1-14)	2019-24
	1	Fabian SCOTT	(1-4)	2023
	1	Jayden WILLIAMS	(1-3)	2021-23

Fumble return TDs

1.	2	Chris TOOLEY		2016-19
2.	1	Armani Adams		2018-23
	1	Quentin Swain		2002-03
	1	Johnnie Sloan		2001-04
	1	Cory Henry		2010-13
	1	Rashad SMITH		2016-19
	1	Taurian Osborne		2001-02
	1	Keith Reaser		2010-13
	1	Ocie ROSE		2015-18

Total tackles

1.	397	Azeez AL-SHAAIR	(201-196)	2015-18
2.	346	Frantz Joseph	(183-163)	2006-08
3.	344	Andrae Kirk	(157-187)	2011-14
4.	316	Rashad SMITH	(160-156)	2016-19
5.	305	Jalen YOUNG	(180-125)	2015-18

Unassisted tackles

1.	201	Azeez AL-SHAAIR	(201-196)	2015-18
2.	183	Frantz Joseph	(183-163)	2006-08
3.	180	Jalen YOUNG	(180-125)	2015-18
4.	171	Corey Small	(171-61)	2004,06-08
5.	162	Chris Laskowski	(162-125)	2001-04

Assisted tackles

1.	196	Azeez AL-SHAAIR	(201-196)	2015-18
2.	187	Andrae Kirk	(157-187)	2011-14
3.	163	Frantz Joseph	(183-163)	2006-08
4.	156	Rashad SMITH	(160-156)	2016-19
5.	141	Marcus Bartels	(156-141)	2008-11

Tackles for loss

1.	42.5	Trey Hendrickson	(34-17/222)	2013-16
2.	35.0	Leighton McCARTHY	(27-16/154)	2016-20
	35.0	Johnnie Sloan	(25-20/121)	2001-04
4.	32.5	Azeez AL-SHAAIR	(22-21/128)	2015-18
5.	31.0	Rashad SMITH	(23-16/113)	2016-19

Yards from tackles for loss

1.	222	Trey Hendrickson	(34-17/222)	2013-16
2.	154	Leighton McCARTHY	(27-16/154)	2016-20
3.	152	Brandin Bryant	(22-10/152)	2012-15
4.	148	Cory Henry	(25-4/148)	2010-13
5.	130	Ramon Rickards	(23-10/130)	2001-04

TOP-FIVE CAREER LEADERS

Quarterback sacks

1.	29.5	Trey Hendrickson	(25-9/187)	2013-16
2.	20.0	Leighton McCARTHY	(17-6/127)	2016-20
3.	17.0	Ramon Rickards	(14-6/106)	2001-04
4.	16.0	Cory Henry	(15-2/96)	2010-13
5.	14.5	Hunter SNYDER	(12-5/120)	2014-18

Yards from sacks

1.	187	Trey Hendrickson	(25-9/187)	2013-16
2.	127	Leighton McCARTHY	(17-6/127)	2016-20
3.	120	Hunter SNYDER	(12-5/120)	2014-18
4.	106	Ramon Rickards	(14-6/106)	2001-04
5.	102	Brandin Bryant	(12-3/102)	2012-15

Fumbles forced

1.	8	Trey Hendrickson		2013-16
	8	Cergile Sincere		2003-04,06-07
3.	7	Akileis LEROY		2017-19,21
	7	Quentin Swain		2002-03
5.	5	Chris Laskowski		2001-04
	5	Johnnie Sloan		2001-04
	5	Jalen YOUNG		2015-18

Fumbles recovered

1.	6	Frantz Joseph		2006-08
	6	Rashad SMITH		2016-19
	6	Malik Eugene		2006-10
4.	4	Trevon Coley		2012-15
	4	Michael Lockley		2006-10
	4	Yrvens Guerrier		2001-04
	4	Jordan HELM		2017-21
	4	Andrae Kirk		2011-14

Passes defended

1.	40	Willie Hughley	(27 brup, 13 int)	2002-04
2.	38	D'Joun Smith	(29 brup, 9 int)	2011-14
3.	32	Corey Small	(19 brup, 13 int)	2004,06-08
4.	31	Zyon GILBERT	(26 brup, 5 int)	2017-21
5.	29	Cre'von LeBlanc	(23 brup, 6 int)	2012-15

QB hurries

1.	21	Hunter SNYDER		2014-18
	21	Trey Hendrickson		2013-16
3.	18	Leighton McCARTHY		2016-20
4.	14	Steven LEGGETT		2015-18
	14	Kevin Cyrille		2008-11

Blocked kicks

1.	5	Michael Lockley		2006-10
2.	4	Trey Hendrickson		2013-16
3.	2	Quincy Skinner		2002-04
	2	Evan ANDERSON		2020-23
	2	Wilfred Rivera		2006-08
	2	Willie Hughley		2002-04
	2	Troy Pindell		2002-04,06
	2	Austin Jensen		2007-10
	2	Ramon Rickards		2001-04



TOP-FIVE ALL-TIME SINGLE-SEASON LEADERS

Rushing yards

1.	1920	Devin SINGLETARY	(301-1920)	2017
2.	1392	Alfred Morris	(263-1392)	2009
3.	1339	Devin SINGLETARY	(262-1339)	2018
4.	1186	Alfred Morris	(236-1186)	2011
5.	1021	Devin SINGLETARY	(152-1021)	2016

Rushing attempts

1.	301	Devin SINGLETARY	(301-1920)	2017
2.	263	Alfred Morris	(263-1392)	2009
3.	262	Devin SINGLETARY	(262-1339)	2018
4.	236	Alfred Morris	(236-1186)	2011
5.	227	Doug Parker	(227-896)	2004
	227	Alfred Morris	(227-928)	2010

Rushing TDs

1.	32	Devin SINGLETARY		2017
2.	22	Devin SINGLETARY		2018
3.	13	Greg HOWELL		2016
4.	12	Devin SINGLETARY		2016
5.	11	Alfred Morris		2009

Average yards/rush (minimum 100 attempts)

1.	6.97	Malcolm DAVIDSON	(102-711)	2019
2.	6.72	Devin SINGLETARY	(152-1021)	2016
3.	6.61	Greg HOWELL	(112-740)	2017
4.	6.46	Kerrith WHYTE	(134-866)	2018
5.	6.38	Devin SINGLETARY	(301-1920)	2017

Rushing yards/game (minimum 10 games)

1.	137.1	Devin SINGLETARY	(14 games)	2017
2.	116.0	Alfred Morris	(12 games)	2009
3.	111.6	Devin SINGLETARY	(12 games)	2018
4.	98.8	Alfred Morris	(12 games)	2011
5.	85.1	Devin SINGLETARY	(12 games)	2016

Pass attempts

1.	479	Rusty Smith	(281-479-9)	2007
2.	471	Chris ROBISON	(291-471-6)	2019
3.	435	Rusty Smith	(234-435-14)	2008
4.	405	Graham Wilbert	(261-405-6)	2012
5.	368	N'Kosi PERRY	(215-368-5)	2022

Pass completions

1.	291	Chris ROBISON	(291-471-6)	2019
2.	281	Rusty Smith	(281-479-9)	2007
3.	261	Graham Wilbert	(261-405-6)	2012
4.	234	Rusty Smith	(234-435-14)	2008
5.	215	N'Kosi PERRY	(215-368-5)	2022

Passing yards

1.	3701	Chris ROBISON	(291-471-6)	2019
2.	3688	Rusty Smith	(281-479-9)	2007
3.	3224	Rusty Smith	(234-435-14)	2008
4.	2814	Graham Wilbert	(261-405-6)	2012
5.	2766	N'Kosi PERRY	(210-346-7)	2021

Passing TDs

1.	32	Rusty Smith		2007
2.	28	Chris ROBISON		2019
3.	25	N'Kosi PERRY		2022
4.	24	Rusty Smith		2008
5.	21	Jared Allen		2003

Passes had intercepted

1.	15	Graham Wilbert	(154-294-15)	2011
2.	14	Rusty Smith	(234-435-14)	2008
3.	13	Jeff Van Camp	(192-335-13)	2010
4.	12	Chris ROBISON	(192-304-12)	2018
5.	11	Jason DRISKEL	(200-327-11)	2016

Pass completion pct (minimum 100 attempts)

1.	66.5	Jason DRISKEL	(185-278-4)	2017
2.	64.6	Daniel RICHARDSON	(207-321-10)	2023
3.	64.4	Graham Wilbert	(261-405-6)	2012
4.	63.2	Chris ROBISON	(192-304-12)	2018
5.	62.7	Jared Allen	(192-306-9)	2003

Pass efficiency (minimum 100 attempts)

1.	152.3	Jared Allen	(192-306-9)	2003
2.	149.4	Jason DRISKEL	(185-278-4)	2017
3.	144.9	Chris ROBISON	(291-471-6)	2019
4.	143.8	Jared Allen	(177-291-8)	2004
5.	142.9	N'Kosi PERRY	(210-346-7)	2021

Average yards/pass (minimum 100 attempts)

1.	8.8	Jared Allen	(177-291-8)	2004
2.	8.7	Jared Allen	(192-306-9)	2003
3.	8.3	Chris ROBISON	(192-304-12)	2018
4.	8.1	Jason DRISKEL	(185-278-4)	2017
5.	8.0	N'Kosi PERRY	(210-346-7)	2021

Average yards/completion (minimum 100 attempts)

1.	15.4	Jared Allen	(77-173-7)	2001
2.	14.6	Jared Allen	(94-191-7)	2002
3.	14.4	Jared Allen	(177-291-8)	2004
4.	13.8	Jared Allen	(192-306-9)	2003
5.	13.8	Rusty Smith	(234-435-14)	2008

Passing yards/game (minimum 10 games)

1.	283.7	Rusty Smith	(13 games)	2007
2.	264.4	Chris ROBISON	(14 games)	2019
3.	248.0	Rusty Smith	(13 games)	2008
4.	234.5	Graham Wilbert	(12 games)	2012
5.	230.5	N'Kosi PERRY	(12 games)	2021

Pass reception yards

1.	1168	LaJohntay WESTER	(108-1168)	2023
2.	1082	Cortez Gent	(64-1082)	2007
3.	1004	Harrison BRYANT	(65-1004)	2019
4.	999	Anthony Crissinger-Hill	(66-999)	2003
5.	988	Lester Jean	(64-988)	2010

Pass receptions

1.	108	LaJohntay WESTER	(108-118)	2023
2.	76	Lucky WHITEHEAD	(76-705)	2014
3.	68	Kalib WOODS	(68-934)	2016
4.	66	Anthony Crissinger-Hill	(66-999)	2003
5.	65	Harrison BRYANT	(65-1004)	2019
	65	Jovon DURANTE	(65-873)	2018
	65	LaJohntay WESTER	(65-702)	2021

Pass reception TDs

1.	9	Cortez Gent		2007
	9	Roosevelt Bynes		2003
	9	Cortez Gent		2008
4.	8	Lester Jean		2010
	8	LaJohntay WESTER		2022
	8	LaJohntay WESTER		2023

Average yards/catch (minimum 25 receptions)

1.	23.22	Roosevelt Bynes	(27-627)	2004
2.	18.59	Brittney Tellis	(37-688)	2002
3.	18.15	Je'Quan BURTON	(27-490)	2021
4.	17.84	Chris Bonner	(32-571)	2009
5.	16.91	Cortez Gent	(64-1082)	2007

Receptions/game (minimum 10 games)

1.	9.00	LaJohntay WESTER	(12 games)	2023
2.	6.33	Lucky WHITEHEAD	(12 games)	2014
3.	5.67	Kalib WOODS	(12 games)	2016
4.	5.42	LaJohntay WESTER	(12 games)	2021
	5.42	Jovon DURANTE	(12 games)	2018

Total offense yards

1.	3641	Chris ROBISON	(555-3641)	2019
2.	3572	Rusty Smith	(518-3572)	2007
3.	3142	Rusty Smith	(472-3142)	2008
4.	2971	N'Kosi PERRY	(459-2971)	2022
5.	2926	N'Kosi PERRY	(452-2926)	2021

TDs responsible for

1.	34	Rusty Smith		2007
2.	33	Devin SINGLETARY		2017
3.	31	N'Kosi PERRY		2022
4.	30	Chris ROBISON		2019
5.	26	Rusty Smith		2008

Total offense/game (minimum 10 games)

1.	274.8	Rusty Smith	(13 games)	2007
2.	260.1	Chris ROBISON	(14 games)	2019
3.	247.9	Jaquez JOHNSON	(11 games)	2014
4.	247.6	N'Kosi PERRY	(12 games)	2022
5.	243.8	N'Kosi PERRY	(12 games)	2021

Total offense/play (minimum 50 plays)

1.	7.62	Danny Embick	(50-381)	2003
2.	7.39	Jason DRISKEL	(362-2674)	2017
3.	7.30	Chris ROBISON	(376-2746)	2018
4.	7.18	Jared Allen	(354-2541)	2004
5.	7.07	Rusty Smith	(267-1888)	2009

All purpose yards

1.	2118	Devin SINGLETARY		2017
2.	1761	DilVory Edgecomb		2007
3.	1719	Lucky WHITEHEAD		2014
4.	1571	Kerrith WHYTE		2018
5.	1523	LaJohntay WESTER		2023

All purpose yards/game (minimum 10 games)

1.	151.3	Devin SINGLETARY	(14 games)	2017
2.	146.8	DilVory Edgecomb	(12 games)	2007
3.	143.2	Lucky WHITEHEAD	(12 games)	2014
4.	130.9	Kerrith WHYTE	(12 games)	2018
5.	126.9	LaJohntay WESTER	(12 games)	2023

Total points scored

1.	198	Devin SINGLETARY	(33 TD)	2017
2.	132	Devin SINGLETARY	(22 TD)	2018
3.	109	Greg I JOSEPH	(64 PAT, 15 FG)	2017
4.	106	Vladimir RIVAS	(55 PAT, 17 FG)	2019
5.	101	Warley Leroy	(44 PAT, 19 FG)	2007

Touchdowns scored

1.	33	Devin SINGLETARY	(32 rush, 1 rcv)	2017
2.	22	Devin SINGLETARY	(22 rush)	2018
3.	13	Greg HOWELL	(13 rush)	2016
	13	Alfred Morris	(11 rush, 2 rcv)	2009
5.	12	Devin SINGLETARY	(12 rush)	2016

PAT kicks made

1.	64	Greg I JOSEPH	(64-68)	2017
2.	55	Vladimir RIVAS	(55-59)	2019
3.	45	Mark Myers	(45-46)	2003
4.	44	Warley Leroy	(44-46)	2007
5.	39	Greg I JOSEPH	(39-39)	2016
	39	Vladimir RIVAS	(39-41)	2018

PAT kicks attempted

1.	68	Greg I JOSEPH	(64-68)	2017
2.	59	Vladimir RIVAS	(55-59)	2019
3.	46	Warley Leroy	(44-46)	2007
	46	Mark Myers	(45-46)	2003
5.	43	Ross Gornall	(37-43)	2009

PAT kick pct (minimum 10 attempts)

1.	100.0	Vinny Zaccario	(18-18)	2011
	100.0	Andy Rosas	(13-13)	2001
	100.0	Logan LUPO	(21-21)	2023
	100.0	Greg I JOSEPH	(28-28)	2015
	100.0	Carter DAVIS	(23-23)	2024

Field goals made

1.	20	Mark Myers	(20-28)	2004
2.	19	Warley Leroy	(19-27)	2007
3.	18	Greg I JOSEPH	(18-27)	2015
4.	17	Vladimir RIVAS	(17-25)	2019
5.	15	Greg I JOSEPH	(15-21)	2017

Field goals attempted

1.	28	Mark Myers	(20-28)	2004
2.	27	Greg I JOSEPH	(18-27)	2015
	27	Warley Leroy	(19-27)	2007
4.	25	Vladimir RIVAS	(17-25)	2019
5.	21	Greg I JOSEPH	(15-21)	2017

Field goal pct (minimum 10 attempts)

1.	80.0	Mark Myers	(12-15)	2003
	80.0	Vladimir RIVAS	(8-10)	2020
3.	76.9	Warley Leroy	(10-13)	2008
4.	72.7	Mark Myers	(8-11)	2002
5.	71.4	Greg I JOSEPH	(10-14)	2016

Punt yards

1.	3153	Mickey Groody	(69-3153)	2010
2.	3148	Mickey Groody	(75-3148)	2011
3.	3034	Sean Kelly	(71-3034)	2013
4.	2958	Matt HAYBALL	(68-2958)	2019
5.	2895	Dalton SCHOMP	(68-2895)	2016

Punt attempts

1.	75	Mickey Groody	(75-3148)	2011
2.	72	Andy Rosas	(72-2794)	2002
3.	71	Sean Kelly	(71-3034)	2013
4.	69	Mickey Groody	(69-3153)	2010
5.	68	Dalton SCHOMP	(68-2895)	2016
	68	Sean Kelly	(68-2711)	2012
	68	Andy Rosas	(68-2641)	2003
	68	Matt HAYBALL	(68-2958)	2019

TOP-FIVE ALL-TIME SINGLE-SEASON LEADERS

Punts had blocked

1.	6	Andy Rosas	(72-2794)	2002
2.	3	Mickey Groody	(75-3148)	2011
	3	Mickey Groody	(69-3153)	2010
4.	2	Keegan Peterson	(62-2375)	2008
	2	Sebastian RIELLA	(38-1446)	2018
	2	Mickey Groody	(46-1868)	2009

Average yards/punt (minimum 10 attempts)

1.	48.00	Dalton SCHOMP	(45-2160)	2015
2.	46.4	Logan Lupo	(13-603)	2024
3.	45.70	Mickey Groody	(69-3153)	2010
4.	45.66	Matt HAYBALL	(61-2785)	2021
5.	45.44	Dalton SCHOMP	(50-2272)	2014

Punt return yards

1.	311	Lucky WHITEHEAD	(19-311)	2014
2.	310	Brittney Tellis	(35-310)	2004
3.	278	Lajohntay WESTER	(14-278)	2023
4.	233	Brittney Tellis	(17-233)	2001
5.	207	Brittney Tellis	(22-207)	2002

Punt returns

1.	35	Brittney Tellis	(35-310)	2004
2.	30	Robert Lohnes	(30-184)	2013
3.	27	Matt Prudenti	(27-166)	2003
4.	22	Brittney Tellis	(22-207)	2002
5.	21	Tavious Polo	(21-199)	2008

Punt return TDs

1.	1	Lajohntay WESTER		2023
	1	Ertynw Henry		2003
	1	Brittney Tellis		2001
	1	Eddie WILLIAMS		2019
	1	Damian Fortner		2013
	1	Brittney Tellis		2002
	1	Todd Poitier		2001
	1	Lucky WHITEHEAD		2014
	1	Tyrone Higgins		2002
	1	Casey McGahee		2003

Average yards/punt return (minimum 10 attempts)

1.	19.86	Lajohntay WESTER	(14-278)	2023
2.	16.37	Lucky WHITEHEAD	(19-311)	2014
3.	13.71	Brittney Tellis	(17-233)	2001
4.	13.40	Frantz Simeon	(15-201)	2006
5.	10.46	Lajohntay WESTER	(13-136)	2022

Kick return yards

1.	1155	Divvory Edgecomb	(48-1155)	2007
2.	1002	Kerrith WHYTE	(39-1002)	2016
3.	739	Anthony Jackson	(30-739)	2001
4.	738	Willie Floyd	(34-738)	2010
5.	684	Willie Floyd	(32-684)	2011

Kick returns

1.	48	Divvory Edgecomb	(48-1155)	2007
2.	39	Kerrith WHYTE	(39-1002)	2016
3.	34	Willie Floyd	(34-738)	2010
4.	32	Willie Floyd	(32-684)	2011
5.	30	Divvory Edgecomb	(30-626)	2008
	30	Anthony Jackson	(30-739)	2001

Kick return TDs

1.	1	Kerrith WHYTE		2017
	1	Kerrith WHYTE		2018

Average yards/kick return (minimum 10 attempts)

1.	28.68	Kerrith WHYTE	(19-545)	2018
2.	26.64	Anthony Jackson	(14-373)	2003
3.	26.29	D'Joun SMITH	(17-447)	2014
4.	25.69	Kerrith WHYTE	(39-1002)	2016
5.	24.77	Anthony Jackson	(13-322)	2004

Interception return yards

1.	155	Ocie ROSE	(3-155)	2015
2.	142	Willie Hughley	(2-142)	2002
3.	136	Teja YOUNG	(2-136)	2022
4.	123	Willie Hughley	(5-123)	2003
5.	121	Jalen YOUNG	(7-121)	2017

Interceptions

1.	9	Meiko DOTSON	(9-108)	2019
2.	7	Jalen YOUNG	(7-121)	2017
	7	D'Joun Smith	(7-112)	2013
	7	Tavious Polo	(7-17)	2007
5.	6	Willie Hughley	(6-116)	2004

Interception return TDs

1.	2	Ocie ROSE		2015
	2	Willie Hughley		2003
	2	Teja YOUNG		2021
	2	Teja YOUNG		2022
5.	1	Adarius Glanton		2012
	1	Treohn Howard		2011
	1	Christian Milstead		2013
	1	Corey Small		2008
	1	D'Joun SMITH		2014
	1	Justin McKithen		2022
	1	Troy Pindell		2004
	1	Azeez AL-SHAAIR		2016
	1	Kris Bartels		2006
	1	Latrell JEAN		2023
	1	Willie Hughley		2002
	1	Brentley Harstad		2010
	1	Jarron MORRIS		2023
	1	Cre'von LEBLANC		2014
	1	Corey Small		2006
	1	Tavious Polo		2009
	1	D'Joun Smith		2013
	1	Jalen YOUNG		2015

Fumble return yards

1.	100	Taurian Osborne	(1-100)	2001
2.	52	Jordan HELM	(1-52)	2021
3.	49	Johnnie Sloan	(2-49)	2003
4.	45	Rashad SMITH	(3-45)	2019
5.	43	Armani ADAMS	(1-43)	2020

Fumble returns

1.	3	Rashad SMITH	(3-45)	2019
2.	2	Johnnie Sloan	(2-49)	2003
3.	1	Taurian Osborne	(1-100)	2001
	1	Jordan HELM	(1-52)	2021
	1	Armani ADAMS	(1-43)	2020
	1	Michael Hancock	(1-34)	2008
	1	Josh Savidge	(1-28)	2009
	1	Chris TOOLEY	(1-25)	2019
	1	Willie Hughley	(1-25)	2003
	1	Chris TOOLEY	(1-14)	2017
	1	Eddie WILLIAMS	(1-14)	2022
	1	Frantz Joseph	(1-12)	2006
	1	Cory Henry	(1-10)	2013
	1	Casey McGahee	(1-10)	2004
	1	Keith Reaser	(1-9)	2012
	1	Lee Pasick	(1-8)	2001
	1	Maurante Johnson	(1-7)	2001
	1	Todd Poitier	(1-7)	2002
	1	D'Joun SMITH	(1-5)	2014
	1	Michael Lockley	(1-4)	2009
	1	Fabian SCOTT	(1-4)	2023
	1	Jayden WILLIAMS	(1-3)	2023
	1	Quentin Swain	(1-3)	2003
	1	Caliph BRICE	(1-3)	2021
	1	Corey Small	(1-0)	2007
	1	Troy Mitchell	(1-0)	2012

Fumble return TDs

1.	1	Johnnie Sloan		2003
	1	Taurian Osborne		2001
	1	Chris TOOLEY		2017
	1	Armani ADAMS		2020
	1	Quentin Swain		2003
	1	Keith Reaser		2012
	1	Chris TOOLEY		2019
	1	Ocie ROSE		2015
	1	Rashad SMITH		2019
	1	Cory Henry		2013

Total tackles

1.	154	Frantz Joseph	(81-73)	2008
2.	147	Azeez AL-SHAAIR	(72-75)	2017
3.	131	Frantz Joseph	(64-67)	2007
4.	120	Michael Lockley	(44-76)	2010
5.	118	Cergile Sincere	(64-54)	2007

Unassisted tackles

1.	82	Corey Small	(82-21)	2007
2.	81	Frantz Joseph	(81-73)	2008
3.	72	Azeez AL-SHAAIR	(72-75)	2017
4.	67	Jalen YOUNG	(67-33)	2016
5.	64	Frantz Joseph	(64-67)	2007
	64	Cergile Sincere	(64-54)	2007

Assisted tackles

1.	76	Michael Lockley	(44-76)	2010
2.	75	Azeez AL-SHAAIR	(72-75)	2017
3.	73	Frantz Joseph	(81-73)	2008
4.	72	Malik Eugene	(33-72)	2010
5.	67	Frantz Joseph	(64-67)	2007

Tackles for loss

1.	15.5	Akileis LEROY	(13-5/67)	2019
2.	15.0	Trey HENDRICKSON	(12-6/89)	2015
	15.0	Trey HENDRICKSON	(11-8/73)	2016
4.	14.5	Randell Johnson	(13-3/55)	2011
5.	13.5	Johnnie Sloan	(8-11/36)	2003

Yards from tackles for loss

1.	89	Trey HENDRICKSON	(12-6/89)	2015
2.	73	Trey HENDRICKSON	(11-8/73)	2016
3.	67	Akileis LEROY	(13-5/67)	2019
4.	63	Leighton McCARTHY	(10-5/63)	2020
5.	61	Brandin Bryant	(9-1/61)	2013

Quarterback sacks

1.	13.5	Trey HENDRICKSON	(11-5/82)	2015
2.	9.5	Trey HENDRICKSON	(8-3/59)	2016
3.	9.0	Leighton McCARTHY	(8-2/57)	2020
4.	7.5	Akileis LEROY	(7-1/53)	2019
	7.5	Cory Henry	(7-1/43)	2013

Yards from sacks

1.	82	Trey HENDRICKSON	(11-5/82)	2015
2.	59	Trey HENDRICKSON	(8-3/59)	2016
3.	57	Leighton McCARTHY	(8-2/57)	2020
4.	53	Akileis LEROY	(7-1/53)	2019
5.	50	Hunter SNYDER	(5-2/50)	2017

Fumbles forced

1.	6	Cergile Sincere		2007
2.	5	Quentin Swain		2002
	5	Akileis LEROY		2019
	5	Trey HENDRICKSON		2015
5.	4	Randell Johnson		2011

Fumbles recovered

1.	5	Rashad SMITH		2019
2.	3	Quentin Swain		2003
	3	Malik Eugene		2009
	3	Frantz Joseph		2007
	3	Johnnie Sloan		2003
	3	Jordan HELM		2021
	3	Taurian Osborne		2001

Passes defended

1.	20	D'Joun Smith	(13 brup, 7 int)	2013
2.	17	Willie Hughley	(11 brup, 6 int)	2004
3.	15	Corey Small	(10 brup, 5 int)	2007
	15	Cre'von LEBLANC	(11 brup, 4 int)	2015
5.	12	Shelton LEWIS	(8 brup, 4 int)	2017
	12	Zyon GILBERT	(10 brup, 2 int)	2021
	12	Willie Hughley	(7 brup, 5 int)	2003
	12	Meiko DOTSON	(3 brup, 9 int)	2019
	12	Chris TOOLEY	(11 brup, 1 int)	2019
	12	Corey Small	(8 brup, 4 int)	2006
	12	Quincy Skinner	(8 brup, 4 int)	2003

QB hurries

1.	9	Kevin Cyrille		2011
	9	Hunter SNYDER		2017
3.	8	Trey HENDRICKSON		2016
4.	7	Leighton McCARTHY		2020
	7	Trey HENDRICKSON		2015

Blocked kicks

1.	4	Michael Lockley		2010
	4	Trey HENDRICKSON		2016
3.	2	Quincy Skinner		2003
	2	Ramon Rickards		2002
	2	Willie Hughley		2004
	2	Troy Pindell		2004
	2	Wilfred Rivera		2007

TOP-FIVE ALL-TIME TEAM GAME RECORDS

Most carries

1.	69	at ODU	10/07/17
2.	63	at CLT	11/25/17
3.	61	BCU	09/15/18
	61	at Tulsa	11/05/15
5.	60	at FIU	11/03/18
	60	AKRON	12/19/17
	60	at FIU	11/12/22

Most net yards rushing

1.	453	at ODU	10/07/17	69 carries
2.	447	NT	10/21/17	48 carries
3.	439	BCU	09/16/17	58 carries
	439	at FIU	11/03/18	60 carries
5.	381	at FIU	11/13/20	52 carries

Highest average gain per rush (20 rushes)

1.	9.3	NT	10/21/17	48-447
2.	8.0	at Rice	11/05/16	42-336
3.	7.8	UAB	09/06/08	25-196
4.	7.6	at FIU	11/24/07	30-228
	7.6	BCU	09/16/17	58-439

Most rushing TDs scored

1.	8	at ODU	10/07/17
2.	7	NT	10/21/17
3.	6	BCU	09/15/18
	6	at MT	11/26/16
5.	5	ODU	10/06/18
	5	at FIU	11/03/18
	5	AKRON	12/19/17
	5	Edward Waters	11/27/04
	5	FIU	10/02/21
	5	at FIU	11/12/22
	5	FIU	09/14/24

Most passes attempted

1.	56	UB	09/19/15
2.	55	ULM	10/27/07
3.	54	MT	10/31/09
4.	50	FIU	11/29/08
	50	MT	09/21/13
	50	ULM	09/26/09
	50	UNT	10/01/22

Most passes completed

1.	35	ULM	10/27/07
2.	33	Air Force	09/08/18
	33	at Ball State	09/14/19
4.	31	MT	09/21/13
	31	USF	10/14/23

Highest percentage passes completed (10 passes)

1.	92.3	Siena College	11/15/03	12-13
2.	85.7	FIU	10/02/21	24-28
3.	82.5	Air Force	09/08/18	33-40
4.	82.4	at LATECH	11/11/17	14-17
5.	81.8	at CLT	11/25/17	18-22
	81.8	at CLT	09/21/21	9-11

Most passing yards

1.	471	Air Force	09/08/18
2.	463	Minnesota	09/15/07
3.	408	FIU	10/12/21
4.	389	FIU	11/29/08
5.	387	WAGNER	09/21/19

Most passing yards gained per attempt (10 attempts)

1.	20.5	at CLT	10/21/21	11-225
2.	14.8	TLS	09/13/14	23-341

3.	14.6	FIU	10/02/21	28-408
4.	13.0	at LATECH	11/11/17	17-221
5.	12.4	at Louisiana	10/24/09	30-372

Most passing yards gained per completion (5 completions)

1.	25.2	Albany (NY)	11/17/01	15-126
2.	25.0	at CLT	10/21/21	9-225
3.	22.7	at BCU	11/29/03	9-204
4.	21.0	at Florida A&M	10/30/04	15-315
5.	20.5	at Eastern Kentucky	09/21/02	11-226

Most touchdown passes

1.	5	vs Memphis	12.21/07
	5	at FIU	11/24/07
	5	FIU	11/29/08
	5	Minnesota	09/15/07
	5	WAGNER	09/21/19
	5	Ohio	09/03/22
	5	Monmouth	09/02/23

Most passes had intercepted

1.	5	at FIU	11/26/05
2.	4	at MARSHALL	10/20/18
	4	at MT	11/26/16
	4	at Minnesota	09/20/08
	4	ULM	09/22/05

Highest passing efficiency rating (11 attempts)

1.	343.6	at CLT	10/21/21
2.	283.7	Siena College	11/15/03
3.	260.2	TLS	09.13.14
4.	243.5	FIU	10/02/21
5.	230.4	at LATECH	11/11/17

Most total offense plays

1.	96	at Tulsa	11/05/15
			61 rush,35 pass
2.	95	Fordham	09/18/21
			49 rush,46 pass
	95	MT	09/21/13
			45 rush,50 pass
4.	92	MT	10/31/09
			38 rush,54 pass
5.	91	BCU	09/15/18
			61 rush,30 pass
	91	at ODU	10/07/17
			69 rush,22 pass

Most total offense yards gained

1.	804	NT	10/21/17
			447 rush,357 pass
2.	704	FIU	10/02/21
			296 rush,408 pass
3.	657	at Rice	11/05/16
			336 rush,321 pass
4.	633	NT	12/02/17
			281 rush,352 pass
5.	631	SLU	09/10/22
			366 rush,265 pass

Highest average gain per play

1.	9.7	NT	10/21/17	83-804
	9.7	at Rice	11/05/16	68-657
3.	9.4	FIU	10/02/21	75-704
4.	9.2	UAB	09/06/08	60-554
	9.2	at FIU	11/24/07	62-571

Most all-purpose yards gained

1.	898	NT	10/21/17
2.	880	at MT	11/26/16

3.	800	at Rice	11/05/16
4.	772	FIU	10/02/21
5.	758	ODU	10/06/18

Most all-purpose attempts

1.	93	at Tulsa	11/05/15
2.	90	at ODU	10/07/17
	90	at MT	11/26/16
4.	88	BCU	09/15/18
	88	Fordham	09/18/21

Most points scored

1.	69	NT	10/21/17
2.	58	at ODU	10/07/17
	58	FIU	10/02/21
4.	57	FIU	11/29/08
5.	56	at MT	11/26/16
	56	at USF	10/14/23

Most touchdowns scored

1.	9	NT	10/21/17
2.	8	ODU	10/06/18
	8	at ODU	10/07/17
	8	at MT	11/26/16
	8	at FIU	11/24/07
	8	FIU	11/29/08
	8	FIU	10/02/21
	8	at USF	10/14/23

Most punt returns

1.	7	Morris Brown College	11/09/02
2.	6	at WKU	11/06/10
	6	NT	11/08/08
	6	Edward Waters	11/27/04
5.	5	at MARSHALL	10/20/18
	5	at MT	0828/03
	5	Colgate University	12/13/03
	5	at Gardner-Webb	11/03/01
	5	at Troy University	11/06/04
	5	at North Texas	11/08/14
	5	Illinois State	11/20/04
	5	UAB	11/01/14
	5	at North Texas	09/11/04
	5	at Michigan State	09/13/08

Most punt return yards

1.	104	Albany (NY)	11/17/14	4 returns
2.	95	Edward Waters	11/27/04	6 returns
3.	93	at Wyoming	09/20/14	4 returns
4.	80	at Gardner-Webb	11/03/01	5 returns
5.	73	ODU	11/29/14	1 returns

Highest average gain per punt return (2 returns)

1.	30.5	Northern Colorado	10/08/03	2-61
2.	27.5	BCU	09/15/18	2-55
3.	26.0	Albany (NY)	11/17/01	4-104
4.	24.0	TLS	09/13/14	3-72
5.	23.2	at Wyoming	09/20/14	4-93

Most kick returns

1.	11	at MT	11/26/16
2.	10	at Louisville	10/01/05
3.	9	at UAB	11/07/09
	9	at Florida	11/17/07
5.	8	at South Florida	08/29/02
	8	at Connecticut	11/02/02
	8	at Eastern Illinois	11/16/02
	8	at Minnesota	09/17/05

Most kick return yards

TOP-FIVE ALL-TIME TEAM GAME RECORDS

1.	291	at MT	11/26/16	11 returns
2.	202	at MARSHALL	10/25/14	6 returns
3.	182	vs Memphis	11/21/07	6 returns
	182	at South Carolina	09/19/09	7 returns
	182	Marist	09/22/01	4 returns

Highest average gain per kick return (2 returns)

1.	52.0	ODU	10/06/18	3-156
2.	45.5	Marist	09/22/01	4-182
3.	44.5	Arkansas State	10/28/06	2-89
4.	41.0	at LATECH	11/11/17	4-164
5.	39.5	LATECH	10/26/18	2-79

Most fumble returns

1.	1	BCU	09/16/17	
	1	at Ohio State	08/31/19	
	1	at Northern Arizona	12/06/03	
	1	at Southern Miss	12/10/20	
	1	SMU	12/20/19	
	1	at WKU	11/02/19	
	1	at ODU	11/13/21	
	1	Illinois State	11/20/04	
	1	at TROY	11/21/09	
	1	at FIU	11/22/03	
	1	FIU	11/23/02	
	1	at BCU	11/29/03	
	1	at UNT	10/01/22	
	1	Nicholls State Univ	10/11/03	
	1	Youngstown State	10/12/02	
	1	Louisiana-Lafayette	10/18/06	
	1	St. Mary's (CA)	10/20/01	
	1	at CLT	10/21/21	
	1	at ULM	10/25/08	
	1	MT	10/31/09	
	1	at BCU	09/08/01	
	1	TLS	09/13/14	
	1	at USF	09/14/13	
	1	at Ball State	09/14/19	
	1	Marist	09/22/01	
	1	at Kentucky	09/29/07	
	1	at Illinois	09/23/23	

Most fumble return yards

1.	107	at BCU	09/08/01	1 returns
2.	52	at ODU	11/13/21	1 returns
3.	46	Nicholls	10/11/03	1 returns
4.	43	at Southern Miss	12/10/20	1 returns
5.	34	SMU	12/20/19	1 returns
	34	at ULM	10/25/08	1 returns

Most interceptions

1.	6	at CLT	09/26/15	
2.	5	Illinois State	11/20/04	
	5	Arkansas State	10/28/06	
4.	4	at ODU	10/07/17	
	4	MAR	11/03/17	
	4	USM	11/30/19	
	4	Minnesota	09/15/07	

Most interception return yards

1.	165	Illinois State	11/20/04	5 returns
2.	139	at CLT	09/26/15	6 returns
3.	95	MARSHALL	10/17/15	1 returns
4.	90	USM	11/30/19	4 returns
5.	87	at James Madison	09/14/02	1 returns

Highest average gain per int return (2 returns)

1.	42.5	UTSA	09/27/14	2-85
2.	36.0	Ohio	09/09/23	2-72
2.	33.0	Illinois State	11/20/04	5-165

3.	32.0	Southern Utah	10/12/06	2-64
4.	29.0	at WKU	11/20/21	2-58
5.	27.5	at Illinois State	09/27/03	2-55

Most tackles

1.	111	Colgate	12/13/03	49-62
2.	110	UAB	11/01/14	32-78
3.	106	at MARSHALL	10/15/16	24-82
4.	105	at MARSHALL	10/20/18	23-82
	105	at Eastern Kentucky	09/21/02	45-60

Most quarterback sacks

1.	11.0	BCU	09/07/02	23-8
2.	9.0	NT	12/02/17	8-2
3.	8.0	at Texas State	10/09/04	4-4
	8.0	Jacksonville	10/13/01	6-2
5.	7.0	FIU	10/31/15	4-6
	7.0	at ODU	11/28/15	7-0
	7.0	at Northern Arizona	12/06/03	1-6
	7.0	at ODU	10/26/19	7-0
	7.0	UTSA	10/31/20	6-2

Most tackles for loss

1.	15.0	BCU	09/07/02	11-6
	15.0	ECU	11/11/23	5-10
3.	13.0	at USF	10/14/23	8-5
2.	12.0	Colgate	12/13/03	8-0
	12.0	CLT	10/03/20	7-2
	12.0	MT	10/15/05	4-2
	12.0	at ODU	10/26/19	9-0
	12.0	at MT	09/18/04	12-0

Most fumbles forced

1.	6	at Troy State	10/26/02	
2.	5	at BCU	11/29/03	
3.	4	Nicholls State	10/11/03	
	4	at Eastern Kentucky	09/21/02	
5.	3	at CLT	09/26/15	
	3	at Tulsa	11/05/15	
	3	at North Texas	11/15/18	
	3	NT	12/02/17	
	3	at MT	08/28/03	
	3	at TROY	12/01/07	
	3	NT	11/08/08	
	3	at ODU	11/13/21	
	3	at TROY	11/19/11	
	3	at Texas	11/20/10	
	3	FIU	11/23/02	
	3	Edward Waters	11/27/04	
	3	USF	10/06/07	
	3	Jacksonville	10/13/01	
	3	MAR	10/18/19	
	3	at Clemson	09/02/06	
	3	at East Carolina	09/05/13	
	3	Minnesota	09/15/07	

Most fumbles recovered

1.	5	Nicholls State	10/11/03	
2.	4	Albany (NY)	11/17/01	
	4	at BCU	11/29/03	
	4	at BCU	09/08/01	
5.	3	USF	10/06/07	
	3	at Troy State	10/26/02	
	3	at Clemson	09/02/06	
	3	at Ball State	09/14/19	
	3	Minnesota	09/15/07	

Most pass breakups

1.	10	UTEP	10/30/21	
	10	at Hawai'i	09/04/04	
	10	UAB	09/06/08	

4.	9	TLS	09/13/14	
5.	8	at UTEP	10/24/15	
	8	FIU	12/04/04	
	8	SMU	12/20/19	
	8	vs Memphis	12/21/07	
	8	at WKU	11/06/10	
	8	Marist	09/22/01	
	8	Rice	10/15/22	

Most blocked kicks

1.	2	at Northern Colorado	10/16/04	
	2	at North Texas	09/22/07	
3.	1	SIU	09/03/16	
	1	at Miami (FL)	09/10/16	
	1	at MT	09/28/18	
	1	at FIU	10/01/16	
	1	at MARSHALL	10/20/18	
	1	at WKU	10/28/17	
	1	WKU	11/10/18	
	1	ODU	11/19/16	
	1	at Florida	11/21/15	
	1	at MT	08/28/03	
	1	TROY	12/04/10	
	1	at GS	12/05/20	
	1	UAB	12/07/19	
	1	Colgate	12/13/03	
	1	vs Memphis	12/21/07	
	1	at Troy	11/05/05	
	1	NT	11/08/08	
	1	Morris Brown	11/09/02	
	1	at FIU	11/12/11	
	1	Siena College	11/15/03	
	1	Illinois State	11/20/04	
	1	UAB	11/01/14	
	1	at Louisville	10/01/05	
	1	at Texas State	10/09/04	
	1	at UAB	10/09/21	
	1	Youngstown State	10/12/02	
	1	MT	10/12/19	
	1	MT	10/15/05	
	1	at North Texas	10/17/09	
	1	at Louisiana	10/20/07	
	1	at Arkansas State	10/23/10	
	1	at Troy State	10/26/02	
	1	ULM	10/27/07	
	1	at Florida A&M	10/30/04	
	1	at UAB	09/02/10	
	1	at Nebraska	09/05/09	
	1	BCU	09/07/02	
	1	at North Texas	09/11/04	
	1	North Texas	09/25/10	
	1	Slippery Rock	09/01/01	
	1	UCF	09/07/19	
	1	at UAB	11/04/23	

TOP-FIVE ALL-TIME INDIVIDUAL GAME LEADERS

Most carries

1.	38	Morris, Alfred	UAB	11/26/11
2.	36	SINGLETERY, Devin	at WKU	10/28/17
3.	34	SINGLETERY, Devin	at MT	09/28/18
4.	30	Morris, Alfred	at ULM	10/09/10
5.	29	Morris, Alfred	at UNT	10/17/09
	29	SINGLETERY, Devin	at MT	11/26/16
	29	WARREN, Jay	at ODU	11/28/15

Most net yards rushing

1.	257	SINGLETERY, Devin	at Rice	11/05/16	24 carries
2.	244	SINGLETERY, D	at WKU	10/28/17	36 carries
3.	235	SINGLETERY, D	at MT	11/26/16	29 carries
4.	203	SINGLETERY, D	MARSHALL	11/03/17	28 carries
5.	198	Morris, Alfred	UAB	11/26/11	38 carries

Highest average gain per rush (10 carries)

1.	13.5	HOWELL, Greg	BCU	09/16/17	13-175
2.	12.0	WARREN, Jay	UM	09/11/15	11-132
3.	11.7	Pierre, Charles	NT	11/08/08	12-140
4.	11.6	DAVIDSON, M	UAB	12/07/19	11-128

Most rushing TDs scored

1.	5	SINGLETERY, Devin	BCU	09/15/18
2.	4	DRISKEL, Jason	at ODU	10/07/17
4.	4	Morris, Alfred	UAB	11/26/11
4.	4	Parker, Doug	Jacksonville	10/13/01
4.	4	SINGLETERY, Devin	MT	09/30/17
4.	4	SINGLETERY, Devin	at WKU	10/28/17

Longest rush from scrimmage

1.	82	WHYTE, Kerrith	NT	10/21/17
2.	80	WHITEHEAD, Luck	at MT	11/22/14
3.	77	WHYTE, Kerrith	WKU	11/10/18
4.	75	LEWIS, Kobe	at Rice	11/25/23
5.	74	Pierre, Charles	at WKU	Oct 18, 2008

Most passes attempted

1.	55	DRISKEL, Jason	UB	09/19/15
2.	54	Smith, Rusty	ULM	10/27/07
3.	50	Johnson, Jaquez	MT	09/21/13
50		PERRY, N'Kosi	at UNT	10/01/22
50		Smith, Rusty	FIU	11/29/08
50		Smith, Rusty	ULM	09/26/09

Most passes completed

1.	35	Smith, Rusty	ULM	10/27/07
2.	33	ROBISON, Chris	Air Force	09/08/18
33		ROBISON, Chris	at Ball State	09/14/19
4.	32	PERRY, N'Kosi	MT	11/27/21
5.	31	Johnson, Jaquez	MT	09/21/13
31		RICHARDSON, Daniel	at USF	10/14/23

Highest percentage passes completed (10 attempts)

1.	85.7	PERRY, N'Kosi	FIU	10/02/21	18-21
2.	82.5	ROBISON, Chris	Air Force	09/08/18	33-40
4.	82.4	DRISKEL, Jason	at LATECH	11/11/17	14-17
5.	81.8	DRISKEL, Jason	at CLT	11/25/17	18-22
	81.8	PERRY, N'Kosi	at CLT	10/21/21	9-11

Most passing yards

1.	471	ROBISON, Chris	Air Force	09/08/18
2.	463	Smith, Rusty	Minnesota	09/15/07

3.	389	Smith, Rusty	FIU	11/29/08
4.	385	DRISKEL, Jason	UB	09/19/15
5.	382	RICHARDSON, Daniel	at USF	10/14/23

Most passing yards gained per attempt (10 attempts)

1.	20.5	PERRY, N'Kosi	at CLT	10/21/21	11-225
2.	15.9	JOHNSON, Jaquez	TLS	Sep 13, 2014	20-318
3.	15.7	PERRY, N'Kosi	FIU	10/02/21	21-329

Most passing yards gained per completion (5 completions)

1.	25.2	Allen, Jared	Albany (NY)	11/17/01	15-126
2.	25.0	PERRY, N'Kosi	at CLT	10/21/21	9-225
3.	24.9	Allen, Jared	at FAMU	10/30/04	9-224
5.	22.9	Allen, Jared	Edward Waters	11/27/04	8-183

Most touchdown passes

1.	5	PERRY, N'Kosi	at Ohio	09/03/22
5		ROBISON, Chris	WAGNER	09/21/19
5		Smith, Rusty	vs Memphis	12/21/07
5		Smith, Rusty	FIU	11/29/08
5		Smith, Rusty	Minnesota	09/15/07
5		THOMPSON, Casey	Monmouth	09/02/23

Most passes had intercepted

1.	4	ROBISON, Chris	at MARSHALL	10/20/18
4		Smith, Rusty	at Minnesota	09/20/08
3.	3	Allen, Jared	Colgate	12/13/03
3		Allen, Jared	ULM	10/23/04
3		Clayton, Sean	at FIU	11/26/05
3		DRISKEL, Jason	at MT	11/26/16
3		Embick, Danny	MT	10/15/05
3		Embick, Danny	ULM	09/22/05
3		PERRY, N'Kosi	at UAB	10/09/21
3		PERRY, N'Kosi	at UAB	10/09/21
3		ROBISON, Chris	at UCF	09/21/18
3		Van Camp, Jeff	at MT	11/27/10
3		Wilbert, Graham	at FIU	11/12/11
3		Wilbert, Graham	at UNT	10/08/11
3		Wilbert, Graham	at Auburn	09/24/11

Highest passing efficiency rating (10 attempts)

1.	343.6	PERRY, N'Kosi	at CLT	10/21/21
3.	264.5	PERRY, N'Kosi	FIU	10/02/21
5.	258.1	JOHNSON, Jaquez	TLS	09/13/14

Longest pass completion

1.	95	PARR, Daniel	Navy	09/01/17
2.	94	JOHNSON, Jaquez	RICE	10/10/15
3.	89	PERRY, N'Kosi	FIU	10/02/21
5.	88	Allen, Jared	Albany (NY)	11/17/01

Most passes caught

1.	15	Crissinger-Hill, Anthony	at Hawai'i	09/04/04
2.	14	WESTER, LaJohntay	MT	11/27/21
3.	13	WESTER, LaJohntay	at Illinois	09/23/23
4.	12	DURANTE, Jovon	Air Force	09/08/18
12		WESTER, LaJohntay	Ohio	09/09/23
12		WESTER, LaJohntay	at Clemson	09/16/23

Most yards receiving

1.	219	WESTER, LaJohntay	at UAB	11/04/23	11 receptions
2.	208	WOODS, Kalib	NT	12/02/17	6 receptions
3.	204	DUKES, William	Louisiana	9 receptions	12/01/2012
4.	183	Crissinger-Hill	at Hawai'i	09/04/04	15 receptions
4.	182	BRYANT, Harrison	at UTSA	11/23/19	10 receptions

Highest average gain per reception (3 receptions)

1.	39.5	Tellis, Brittney	at EKU	09/21/02	4-158
2.	39.3	WOODS, Kalib	at LATECH	11/11/17	3-118
3.	38.8	STOSHAK, Jenson	TLS	Sep 13, 2014	4-155
4.	36.2	Gent, Cortez	at FIU	11/24/07	4-145
5.	34.7	WOODS, Kalib	NT	12/02/17	6-208

Most TD receptions

1.	4	ANTOINE, DeAngelo	WAGNER	09/21/19
2.	3	BRYANT, Harrison	USM	11/30/19
3		Gent, Cortez	FIU	11/29/08
3		MITCHELL, John	at Ball State	09/14/19
3		WESTER, LaJohntay	at UAB	11/04/23
3		WESTER, LaJohntay	at Purdue	09/24/22

Longest pass reception

1.	95	WRIGHT, Willie	Navy	09/01/17
2.	94	SOLOMON, Kamrin	RICE	10/10/15
3.	89	FORD, Johnny	FIU	10/02/21
5.	88	Parker, Thomas	Albany (NY)	11/17/01

Most total offense plays

1.	65	Johnson, Jaquez	MT	09/21/13	15 rush, 50 pass
2.	64	DRISKEL, Jason	UB	09/19/15	9 rush, 55 pass
3.	58	PERRY, N'Kosi	MT	11/27/21	9 rush, 49 pass
4.	55	PERRY, N'Kosi	at UNT	10/01/22	5 rush, 50 pass
5.	54	JOHNSON, Jaquez	at Tulsa	11/05/15	20 rush, 34 pass
	54	Smith, Rusty	ULM	10/27/07	0 rush, 54 pass
	54	Smith, Rusty	ULM	09/26/09	4 rush, 50 pass

Most total offense yards gained

1.	462	ROBISON, Chris	Air Force	09/08/18	-9 rush, 471 pass
2.	449	Smith, Rusty	Minnesota	09/15/07	-14 rush, 463 pass
3.	425	DRISKEL, Jason	NT	10/21/17	68 rush, 357 pass
4.	420	JOHNSON, Jaquez	WKU	10/18/14	95 rush, 325 pass
5.	404	RICHARDSON, Daniel	at USF	10/14/23	22 rush, 382 pass

Highest average gain per play (20 plays)

1.	13.8	PERRY, N'Kosi	FIU	10/02/21	25-345
2.	12.8	Smith, Rusty	at Louisiana	10/24/09	28-359
4.	12.6	DRISKEL, Jason	at Rice	11/05/16	25-315
5.	12.4	JOHNSON, Jaquez	TLS	09/13/14	27-336

Most all-purpose yards gained

1.	396	SINGLETERY, Devin	at MT	11/26/16
2.	288	SINGLETERY, Devin	at Rice	11/05/16
3.	275	SINGLETERY, Devin	MAR	11/03/17
4.	266	WESTER, LaJohntay	at UAB	11/04/23
5.	264	WHYTE, Kerrith	at UCF	09/21/18

Most all-purpose attempts

1.	38	Morris, Alfred	UAB	11/26/11
38		SINGLETERY, D	at WKU	10/28/17
38		SINGLETERY, D	at MT	11/26/16
4.	35	SINGLETERY, D	at MT	09/28/18
5.	31	Morris, Alfred	at ULM	10/09/10

TOP-FIVE ALL-TIME INDIVIDUAL GAME LEADERS

Most points scored

1.	30	SINGLETERY, Devin	BCU	09/15/18
2.	24	ANTOINE, Devin	WAGNER	09/21/19
24		DRISKEL, Jason	at ODU	10/07/17
24		Morris, Alfred	UAB	11/26/11
24		Parker, Doug	Jacksonville	10/13/01
24		SINGLETERY, Devin	MT	09/30/17
24		SINGLETERY, Devin	at WKU	10/28/17
24		WESTER, LaJohntay	at UAB	11/04/23

Most touchdowns scored

1.	5	SINGLETERY, Devin	BCU	09/15/18
2.	4	ANTOINE, DeAngelo	WAGNER	09/21/19
4		DRISKEL, Jason	at ODU	10/07/17
4		Morris, Alfred	UAB	11/26/11
4		Parker, Doug	Jacksonville	10/13/01
4		SINGLETERY, Devin	MT	09/30/17
4		SINGLETERY, Devin	at WKU	10/28/17
4		WESTER, LaJohntay	at UAB	11/04/23

Most extra points made by kicking

1.	9	JOSEPH, Greg I	NT	10/21/17
2.	8	JOSEPH, Greg I	at MT	11/26/16
8		LUPO, Logan	at USF	10/14/23
4.	7	JOSEPH, Greg I	at ODU	10/07/17
7		Leroy, Warley	at FIU	11/24/07
7		Leroy, Warley	FIU	11/29/08
7		Leroy, Warley	UAB	09/06/08
7		Myers, Mark	Siena College	11/15/03
7		RIVAS, Vladimir	at FIU	11/03/18
7		RIVAS, Vladimir	UAB	11/07/19
7		RIVAS, Vladimir	SMU	12/20/19
7		SUAREZ, Morgan	at FIU	11/12/22

Most extra points attempted by kicking

1.	9	JOSEPH, Greg I	NT	10/21/17
2.	8	JOSEPH, Greg I	at ODU	10/07/17
8		JOSEPH, Greg I	at MT	11/26/16
8		LUPO, Logan	at USF	10/14/23
8		Leroy, Warley	at FIU	11/24/07

Most points scored by kicking

1.	15	JOSEPH, Greg I	NT	10/21/17
15		JOSEPH, Greg I	at ODU	11/28/15
3.	14	JOSEPH, Greg I	at Tulsa	11/05/15
4.	13	JOSEPH, Greg I	at Wyoming	09/20/14
13		Myers, Mark	at No. CO	10/16/04
13		SUAREZ, Morgan	CLT	08/27/22

Most field goals attempted

1.	5	JOSEPH, Greg I	at ODU	11/28/15
2.	4	Anderson, Mitch	at ECU	09/05/13
4		JOSEPH, Greg I	at Tulsa	11/05/15
4		JOSEPH, Greg I	at Wyoming	09/20/14
4		Leroy, Warley	USF	10/06/07
4		Leroy, Warley	ULM	10/27/07

Most field goals made

1.	4	JOSEPH, Greg I	at ODU	11/28/15
4		JOSEPH, Greg I	at Wyoming	09/20/14
3.	3	JOSEPH, Greg I	at Tulsa	11/05/15
3		JOSEPH, Greg I	at MARSHALL	10/25/14
3		Leroy, Warley	at ULM	10/25/08
3		Leroy, Warley	ULM	10/27/07
3		Leroy, Warley	at UNT	09/22/07
3		Myers, Mark	at BCU	11/29/03
3		Myers, Mark	at No. CO	10/16/04
3		Myers, Mark	at Hawai'i	09/04/04
3		RIVAS, Vladimir	FIU	11/09/19
3		SUAREZ, Morgan	CLT	08/27/22

Longest field goal made

1.	54	JOSEPH, Greg I	Navy	09/01/17
2.	53	Myers, Mark	at No. Ariz.	12/06/03
3.	50	JOSEPH, Greg I	at FIU	10/01/16

50		Kennard, Daniel	at Louisville	10/01/05
5.	49	Myers, Mark	at Hawai'i	09/04/04

Most punts

1.	11	Groody, Mickey	at TROY	11/19/11
11		RICKEL, Ryan	at Wisconsin	09/09/17
11		Rosas, Andy	at E. Illinois	11/16/02
4.	10	Kelly, Sean	at Miami	08/30/13
10		Peterson, K	at MI State	09/13/08
10		SCHOMP, Dalton	WKU	10/29/16

Most yards punting

1.	466	SCHOMP, Dalton	WKU	10/29/16
2.	465	HAYBALL, Matt	UTEP	10/30/21
3.	442	RICKEL, Ryan	at Wisconsin	09/09/17
				11 punts

Highest average yards per punt (3 punts)

1.	64.3	SCHOMP, Dalton	ODU	11/19/16
				3-193
2.	56.0	HAYBALL, Matt	UAB	12/07/19
				3-168
3.	54.0	HAYBALL, Matt	at UAB	10/09/21
				4-216
				54.0 HAYBALL, Matt at UAB 10/09/21
				4-216
5.	53.8	THOMPSON, Riley	at FIU	11/12/22
				4-215

Most punts downed inside 20

1.	5	HAYBALL, Matt	MT	11/27/21
5		SCHOMP, Dalton	SIU	09/03/16
3.	4	HAYBALL, Matt	at Air Force	09/25/21
4		HAYBALL, Matt	UTEP	10/30/21
4		HAYBALL, Matt	MT	10/12/19
4		HAYBALL, Matt	UTEP	10/30/21
4		HAYBALL, Matt	at Air Force	09/25/21
4		Kelly, Sean	at Miami	08/30/13
4		LUPO, Logan	at Illinois	09/23/23
4		O'Neill, Mike	at UNT	11/18/06
4		Peterson, Keegan	at MI State	09/13/08
4		RICKEL, Ryan	MAR	11/03/17
4		Rosas, Andy	at UCF	09/13/03
4		Rosas, Andy	at IL State	09/27/03
4		THOMPSON, Riley	UAB	10/29/22

Longest punt

1.	77	HAYBALL, Matt	at WKU	11/02/19
2.	76	SCHOMP, Dalton	at UTEP	10/24/15
3.	73	Groody, Mickey	FIU	10/30/10
73		SCHOMP, Dalton	at Tulsa	11/05/15
5.	72	Groody, Mickey	TROY	12/04/10

Longest punt return

1.	75	Tellis, Brittney	Albany (NY)	11/17/01
2.	73	WHITEHEAD, Lucky	ODU	11/29/14
3.	67	WESTER, LaJohntay	at USF	10/14/23
6.		WHITEHEAD, Lucky	at Wyoming	09/20/14
5.	51	WRIGHT, Willie	BCU	09/15/18

Longest kick return

1.	100	WHYTE, Kerrith	ODU	10/06/18
2.	98	WHYTE, Kerrith	at LATECH	11/11/17
3.	85	Jackson, Anthony	Marist	09/22/01
4.	65	Floyd, Willie	at UNT	10/08/11
5.	63	Edgecomb, DiIvory	vs Memphis	12/21/07
63		WHYTE, Kerrith	at MT	11/26/16

Longest interception return

1.	95	ROSE, Ocie	MARSHALL	10/17/15
2.	87	Hughley, Willie	at James Madison	
				09/14/02
3.	76	LEBLANC, C.	UTSA	09/27/14

4.	75	Smith, D'Joun	at USF	09/14/13
5.	72	MORRIS, Jarron	Ohio	09/09/23
72		YOUNG, Teja	at UTEP	10/22/22

Longest fumble return

1.	99	Osborne, Taurian	at BCU	09/08/01
2.	52	HELM, Jordan	at ODU	11/13/21
52		HELM, Jordan	at ODU	11/13/21
4.	46	Sloan, Johnnie	Nicholls State	10/11/03
5.	43	ADAMS, Armani	at Southern Miss	12/10/20

Most punt returns

1.	6	Tellis, Brittney	Morris Brown	11/09/02
6		Tellis, Brittney	Edward Waters	11/27/04
3.	5	Tellis, Brittney	at Gardner-Webb	
				11/03/01
5		Tellis, Brittney	at Troy	11/06/04
5		Tellis, Brittney	at UNT	09/11/04
5		WHITEHEAD, Lucky	at UNT	11/08/14

Most punt return yards

1.	104	Tellis, Brittney	Albany (NY)	11/17/01
				4 returns
2.	95	Tellis, Brittney	Edward Waters	11/27/04
				6 returns
3.	91	WHITEHEAD, Lucky	at Wyoming	09/20/14
				3 returns
4.	80	Tellis, Brittney	at Gardner-Webb	
				11/03/01
				5 returns
5.	73	WHITEHEAD, Lucky	ODU	11/29/14
				1 returns

Highest average gain per punt return (2 returns)

1.	35.5	WHITEHEAD, Lucky	TLS	09/13/14
				2-71
2.	30.5	Prudenti, Matt	No. CO	10/18/03
				2-61
3.	30.3	WHITEHEAD, Luck	at Wyoming	09/20/14
				3-91
4.	27.5	WRIGHT, Willie	BCU	09/15/18
				2-55
5.	26.0	Tellis, Brittney	Albany (NY)	11/17/01
				4-104

Most kick returns

1.	7	Edgecomb, DiIvory	at TROY	12/01/07
2.	6	BURTON, JeQuan	at ODU	11/13/21
6		Blanchard, Jeff	at UAB	09/02/10
6		Edgecomb, DiIvory	Arkansas State	11/10/07
6		Edgecomb, D.	at Florida	11/17/07
6		Edgecomb, D.	FIU	11/29/08
6		Edgecomb, D.	at Louisiana	10/20/07
6		Hall, Terence	at Louisville	10/01/05
6		SMITH, D'Joun	at MARSHALL	10/25/14
6		WHYTE, Kerrith	at UCF	09/21/18
6		WHYTE, Kerrith	WKU	10/29/16
6		WHYTE, Kerrith	at MT	11/26/16

Most kick return yards

1.	202	SMITH, D'Joun	at MARSHALL	10/25/14
				6 returns
2.	185	WHYTE, Kerrith	at MT	11/26/16
				6 returns
3.	168	Jackson, Anthony	Marist	09/22/01
				3 returns
4.	157	WHYTE, Kerrith	at UCF	09/21/18
				6 returns
5.	151	Edgecomb, DiIvory	vs Memphis	12/21/07
				4 returns

Highest average gain per kick return (2 returns)

1.	64.0	WHYTE, Kerrith	at LATECH	11/11/17
				2-128
2.	56.0	Jackson, Anthony	Marist	09/22/01
				3-168
3.	44.5	Bartels, Kris	Arkansas State	10/28/06

TOP-FIVE ALL-TIME INDIVIDUAL GAME LEADERS

4.	39.5	WHYTE, Kerrith	LATECH	10/26/18	2-79
5.	39.0	Jackson, Anthony	at Hawai'i	09/04/04	2-78

Most fumble returns

1.	1	ADAMS, Armani	at Southern Miss	12/10/20	
	1	BRICE, Caliph	at CLT	10/21/21	
	1	HELM, Jordan	at ODU	11/13/21	
	1	Hancock, Michael	at ULM	10/25/08	
	1	Henry, Cory	at USF	09/14/13	
	1	Hughley, Willie	at No. Ariz.	12/06/03	
	1	Johnson, Mau.	St. Mary's (CA)	10/20/01	
	1	Joseph, Frantz	Louisiana	10/18/06	
	1	Lockley, M.	at TROY	11/21/09	
	1	McGahee, Casey	Illinois State	11/20/04	
	1	Osborne, Taurian	at BCU	09/08/01	
	1	Pasick, Lee	FIU	11/23/02	
	1	Pasick, Lee	Marist	09/22/01	
	1	Poitier, Todd	Youngstown State		
				10/12/02	
	1	SCOTT, Fabian	Tulane	11/18/23	
	1	SMITH, D'Joun	TLS	09/13/14	
	1	SMITH, Rashad	at Ohio State	08/31/19	
	1	SMITH, Rashad	SMU	12/20/19	
	1	SMITH, Rashad	at Ball State	09/14/19	
	1	Savidge, Josh	MT	10/31/09	
	1	Sloan, Johnnie	at BCU	11/29/03	
	1	Sloan, Johnnie	Nicholls State	10/11/03	
	1	Small, Corey	at Kentucky	09/29/07	
	1	Swain, Quentin	at FIU	11/22/03	
	1	TOOLEY, Chris	BCU	09/16/17	
	1	TOOLEY, Chris	at WKU	11/02/19	
	1	WILLIAMS, Eddie	at UNT	10/01/22	
	1	WILLIAMS, Jayden	at Illinois	09/23/23	

Most fumble return yards

1.	100	Osborne, Taurian	at BCU	09/08/01	1 returns
2.	52	HELM, Jordan	at ODU	11/13/21	1 returns
	52	HELM, Jordan	at ODU	Nov 13, 2021	1 returns
4.	46	Sloan, Johnnie	Nicholls State	10/11/03	1 returns
5.	43	ADAMS, Armani	at Southern Miss	12/10/20	1 returns

Most interceptions

1.	3	Polo, Tavious	Minnesota	09/15/07	
	3	Small, Corey	Arkansas State	10/28/06	
	3	YOUNG, Jalen	MAR	11/03/17	
4.	2	Acevedo, Taheem	at UNT	11/18/06	
	2	Bartels, Marcus	FIU	10/30/10	
	2	DOTSON, Meiko	USM	11/30/19	
	2	DOTSON, Meiko	MT	10/12/19	
	2	DOTSON, Meiko	at CLT	09/28/19	
	2	Hughley, Willie	Illinois State	11/20/04	
	2	Hughley, Willie	at MT	09/18/04	
	2	LEBLANC, C.	at CLT	09/26/15	
	2	LEROY, Akileis	USM	11/30/19	
	2	PIERRE, James	at WKU	11/02/19	
	2	Polo, T.	at UNT	09/22/07	
	2	ROSE, Ocie	at CLT	09/26/15	
	2	YOUNG, Jalen	NT	12/02/17	

Most interception return yards

1.	104	Hughley, Willie	Illinois State	11/20/04	2 returns
2.	95	ROSE, Ocie	MARSHALL	10/17/15	1 returns
3.	82	Dunnam, Phillip	FIU	09/14/24	1 return
4.	87	Hughley, Willie	at James Madison	09/14/02	1 returns

4.	76	LEBLANC, C.	UTSA	09/27/14	1 returns
5.	75	Smith, D'Joun	at USF	09/14/13	1 returns

Highest average gain per interception return (2 returns)

1.	52.0	Hughley, Willie	Illinois State	11/20/04	2-104
2.	30.0	ROSE, Ocie	at CLT	09/26/15	2-60
3.	25.5	YOUNG, Jalen	NT	12/02/17	2-51
4.	25.0	DOTSON, Meiko	USM	11/30/19	2-50
5.	20.0	LEROY, Akileis	USM	11/30/19	2-40

Most tackles

1.	18	Small, Corey	at Kentucky	09/29/07	14-4
	18	Terry, Jerrell	at E. Illinois	11/16/02	7-11
3.	16	AL-SHAIR, Azeez	RICE	10/10/15	11-5
	16	Clark, Andre	at MI State	09/13/08	6-10
	16	HELM, Jordan	at ODU	11/13/21	4-12
	16	HELM, Jordan	at ODU	11/13/21	4-12
	16	Hinds, David	Arkansas State	11/05/11	7-9
	16	Joseph, Frantz	UAB	09/06/08	6-10
	16	OZDEMIR, Nate	at MARSHALL	10/15/16	1-15
	16	SMITH, Rashad	Air Force	09/08/18	4-12
	16	WILLIAMS, Eddie	at Ohio	09/03/22	4-12
	16	YOUNG, Jalen	at MARSHALL	10/15/16	7-9

Most quarterback sacks

1.	4.0	HENDRICKSON, Tr	at ODU	11/28/15	4-0
2.	3.5	JOYNER, Jaylen	UTSA	Oct 31, 2020	3-1
3.	3.0	Gray, William	BCU	09/07/02	1-2
	3.0	HENDRICKSON, Trey	at CLT	09/26/15	3-0
	3.0	Laskowski, Chris	at MT	09/18/04	3-0
	3.0	McCARTHY, Leighton	CLT	10/03/20	3-0
	3.0	SMITH, Rashad	FIU	11/18/17	3-0
	3.0	Sloan, Johnnie	at Texas State	10/09/04	2-1
	3.0	Walker, Joe	Jacksonville	10/13/01	2-1

Most tackles for loss

1.	4.0	HENDRICKSON, Tr	at ODU	11/28/15	4-0
	4.0	Higgins, Tyrone	Colgate	12/13/03	3-0
	4.0	Laskowski, Chris	at MT	09/18/04	4-0
	4.0	McCARTHY, L	CLT	10/03/20	3-0
	4.0	Sloan, Johnnie	BCU	09/07/02	4-0
	4.0	St. Clair, R.	MT	10/15/05	

Most fumbles forced

1.	2	Earls, Shomari	Nicholls State	10/11/03	
	2	HENDRICKSON, Trey	WKU	10/18/14	
	2	Parms, Damian	at ECU	09/05/13	
	2	Sincere, C.	Minnesota	09/15/07	
	2	Sloan, Johnnie	at BCU	11/29/03	
	2	Smith, D'Joun	at USF	09/14/13	
	2	Swain, Quentin	at Troy	10/26/02	
	2	YOUNG, Jalen	at UNT	11/15/18	

Most fumbles recovered

1.	2	Bartels, Kris	at TROY	12/01/07	
	2	Joseph, Frantz	NT	11/08/08	
	2	McKinley, Chris	Nicholls State	10/11/03	
	2	Osborne, Taurian	at BCU	09/08/01	
	2	SMITH, Rashad	at Ball State	09/14/19	
	2	Swain, Quentin	at BCU	11/29/03	
	2	WILLIAMS, Jayden	at Illinois	09/23/23	

Most pass breakups

1.	4	GILBERT, Zyon	UTEP	10/30/21	
	4	HILL, Daedae	WKU	11/26/22	
	4	Joseph, Greg	UAB	09/06/08	
	4	Small, Corey	at SC	09/23/06	

Most blocked kicks

1.	1	ANDERSON, Evan	at GS	12/05/20	
	1	ANDERSON, Evan	at UAB	11/04/23	
	1	Bartels, Marcus	at UNT	10/17/09	
	1	Earls, Shomari	at MT	08/28/03	
	1	Fenelon, Jack	at Troy State	10/26/02	
	1	GILBERT, Zyon	at UAB	10/09/21	
	1	GILBERT, Zyon	at UAB	10/09/21	
	1	Givens, Jarvis	at FIU	11/12/11	
	1	HENDRICKSON, Tr	SIU	09/03/16	
	1	HENDRICKSON, Tr	at Miami (FL)	09/10/16	
	1	HENDRICKSON, Tr	at FIU	10/01/16	
	1	HENDRICKSON, Tr	ODU	11/19/16	
	1	Hill, Tavoris	at UNT	09/22/07	
	1	Hughley, Willie	at No. CO	10/16/04	
	1	Hughley, Willie	at UNT	09/11/04	
	1	INTERNICOLA, Ni	at Florida	11/21/15	
	1	JEFFERSON, Noah	WKU	11/10/18	
	1	Jackson, Jervonte	MT	10/15/05	
	1	Jensen, Austin	NT	11/08/08	
	1	Jensen, Austin	at Nebraska	09/05/09	
	1	Joseph, Greg	at Louisville	10/01/05	
	1	LEROY, Akileis	MT	10/12/19	
	1	LEWIS, Shelton	at WKU	10/28/17	
	1	Lockley, Michael	TROY	12/04/10	
	1	Lockley, Michael	at Louisiana	10/20/07	
	1	Lockley, Michael	at Ark. State	10/23/10	
	1	Lockley, Michael	at UAB	09/02/10	
	1	Lockley, Michael	UNT	09/25/10	
	1	McDowell, David	at FAMU	10/30/04	
	1	Mutakabbir, Kinyumba	at No. CO	10/16/04	
	1	Pindell, Troy	Illinois State	11/20/04	
	1	Pindell, Troy	at Texas State	10/09/04	
	1	Pinnick, Josh	at Troy	11/05/05	
	1	Poitier, Todd	Slippery Rock	09/01/01	
	1	Rickards, Ramon	Morris Brown	11/09/02	
	1	Rickards, Ramon	BCU	09/07/02	
	1	Riquer, Mauricio	ULM	10/27/07	
	1	Rivera, Wilfred	vs Memphis	12/21/07	
	1	Rivera, Wilfred	at UNT	09/22/07	
	1	Roundtree, Craig	Youngstown State		
				10/12/02	
	1	SNYDER, Hunter	at MT	09/28/18	
	1	SOLOMON, Kamrin	UAB	11/01/14	
	1	SOUTHALL, Marcel	UCF	09/07/19	
	1	Skinner, Quincy	Colgate	12/13/03	
	1	Skinner, Quincy	Siena College	11/15/03	
	1	TISDALE, Tyrek	UAB	12/07/19	
	1	YOUNG, Jalen	at MARSHALL	10/20/18	

TOP-FIVE ALL-TIME TEAM SEASON RECORDS

Rushing yards

1. 3994 (665-3994)	2017
2. 2895 (566-2895)	2018
3. 2324 (551-2324)	2019
4. 2258 (472-2258)	2016
5. 2216 (492-2216)	2022

Rushing attempts

1. 665 (665-3994)	2017
2. 566 (566-2895)	2018
3. 551 (551-2324)	2019
4. 523 (523-1686)	2003
5. 499 (499-2185)	2013

Rushing TDs

1. 52	2017
2. 35	2018
3. 32	2019
4. 31	2016
5. 21	2013

Average yards/rush

1. 6.01 (665-3994)	2017
2. 5.43 (37-201)	2005
3. 5.11 (566-2895)	2018
4. 4.78 (472-2258)	2016
5. 4.50 (492-2216)	2022

Rushing yards/game

1. 285.3 (14 games)	2017
2. 241.2 (12 games)	2018
3. 201.0 (1 game)	2005
4. 188.2 (12 games)	2016
5. 184.7 (12 games)	2022

Pass attempts

1. 502 (291-502-11)	2007
502 (314-502-8)	2019
3. 457 (243-457-15)	2008
4. 444 (257-444-7)	2009
5. 416 (265-416-6)	2012

Pass completions

1. 314 (314-502-8)	2019
2. 291 (291-502-11)	2007
3. 266 (266-413-15)	2023
4. 265 (265-416-6)	2012
5. 257 (257-444-7)	2009

Passing yards

1. 3956 (314-502-8)	2019
2. 3784 (291-502-11)	2007
3. 3356 (257-444-7)	2009
4. 3312 (243-457-15)	2008
5. 3212 (218-369-13)	2004

Passing TDs

1. 33	2007
2. 30	2019
3. 26	2009
26	2003
5. 25	2008
25	2022

Passes had intercepted

1. 16 (183-351-16)	2011
2. 15 (226-364-15)	2018
15 (243-457-15)	2008
15 (266-413-15)	2023
5. 14 (193-342-14)	2010
14 (189-352-14)	2006

Pass completion pct

1. 64.8 (234-361-7)	2017
2. 64.6 (223-345-9)	2003
3. 64.4 (266-413-15)	2023
4. 63.7 (265-416-6)	2012
5. 62.5 (314-502-8)	2019

Pass efficiency

1. 158.9 (223-345-9)	2003
2. 149.5 (234-361-7)	2017
3. 145.3 (314-502-8)	2019
4. 140.4 (218-369-13)	2004
5. 138.6 (291-502-11)	2007

Average yards/pass

1. 8.9 (223-345-9)	2003
2. 8.7 (218-369-13)	2004
3. 8.3 (234-361-7)	2017
4. 7.9 (314-502-8)	2019
5. 7.8 (226-364-15)	2018

Average yards/completion

1. 14.7 (218-369-13)	2004
2. 14.6 (118-252-9)	2002
3. 14.5 (116-256-11)	2001
4. 13.7 (223-345-9)	2003
5. 13.6 (243-457-15)	2008

Passing yards/game

1. 291.1 (13 games)	2007
2. 282.6 (14 games)	2019
3. 279.7 (12 games)	2009
4. 267.7 (12 games)	2004
5. 254.8 (13 games)	2008

Total offense yards

1. 6977 (1026-6977)	2017
2. 6280 (1053-6280)	2019
3. 5739 (930-5739)	2018
4. 5422 (967-5422)	2007
5. 5185 (878-5185)	2009

TDs responsible for

1. 96	2017
2. 95	2019
3. 83	2007
4. 74	2003
5. 72	2022

Total offense/game

1. 498.4 (14 games)	2017
2. 478.2 (12 games)	2018
3. 448.6 (14 games)	2019
4. 432.1 (12 games)	2009
5. 417.1 (13 games)	2007

Total offense/play

1. 6.80 (1026-6977)	2017
2. 6.17 (930-5739)	2018
3. 5.96 (1053-6280)	2019
4. 5.91 (878-5185)	2009
5. 5.86 (873-5116)	2008

All purpose yards

1. 8056	2017
2. 7241	2007
3. 7021	2019
4. 6638	2008
5. 6577	2018

All purpose yards/game

1. 575.4 (14 games)	2017
2. 557.0 (13 games)	2007
3. 548.1 (12 games)	2018
4. 543.8 (12 games)	2009
5. 530.0 (1 game)	2005

Total points scored

1. 568 (75 TD, 69 PAT, 15 FG)	2017
2. 510 (65 TD, 60 PAT, 18 FG)	2019
3. 405 (50 TD, 46 PAT, 19 FG)	2007
4. 375 (48 TD, 46 PAT, 12 FG)	2003
5. 373 (50 TD, 41 PAT, 10 FG)	2018

Touchdowns scored

1. 75 (52 rush, 21rcv, 2 ret)	2017
2. 65 (32 rush, 30rcv, 3 ret)	2019
3. 50 (35 rush, 14rcv, 1 ret)	2018
50 (17 rush, 33rcv)	2007
5. 48 (16 rush, 26rcv, 6 ret)	2003

PAT kicks made

1. 65 (65-69)	2017
2. 56 (56-60)	2019
3. 45 (45-46)	2003
45 (45-45)	2022
5. 44 (44-46)	2007

PAT kicks attempted

1. 69 (65-69)	2017
2. 60 (56-60)	2019
3. 46 (44-46)	2007
46 (45-46)	2003
5. 45 (45-45)	2022

PAT kick pct

1. 100.0 (2-2)	2005
100.0 (18-18)	2011
100.0 (28-28)	2015
100.0 (37-37)	2023
100.0 (45-45)	2022

Field goals made

1. 20 (20-28)	2004
2. 19 (19-27)	2007
3. 18 (18-26)	2019
18 (18-27)	2015
5. 15 (15-21)	2017

Field goals attempted

1. 28 (20-28)	2004
2. 27 (18-27)	2015
27 (19-27)	2007
4. 26 (18-26)	2019
5. 21 (15-21)	2017

Field goal pct

1. 100.0 (2-2)	2005
2. 80.0 (12-15)	2003
80.0 (8-10)	2020
4. 78.6 (11-14)	2008
5. 75.0 (9-12)	2021

Punt yards

1. 3252 (72-3252)	2010
2. 3148 (79-3148)	2011
3. 3072 (72-3072)	2013
4. 3019 (84-3019)	2002
5. 2958 (69-2958)	2019

Punt attempts

1. 84 (84-3019)	2002
2. 79 (79-3148)	2011
3. 72 (72-3072)	2013
72 (72-3252)	2010
5. 69 (69-2895)	2016
69 (69-2931)	2014
69 (69-2958)	2019
69 (69-2542)	2007

Punts had blocked

1. 6 (84-3019)	2002
2. 4 (79-3148)	2011
3. 3 (72-3252)	2010
3 (66-2373)	2008
3 (52-1969)	2009

Average yards/punt

1. 45.66 (61-2785)	2021
2. 45.17 (72-3252)	2010
3. 44.86 (56-2512)	2015
4. 44.68 (62-2770)	2022
5. 43.11 (46-1983)	2020

Punt return yards

1. 367 (39-367)	2004
2. 332 (23-332)	2014
3. 304 (38-304)	2003
4. 282 (15-282)	2023
5. 266 (25-266)	2001

Punt returns

1. 39 (39-367)	2004
2. 38 (38-304)	2003
3. 33 (33-204)	2013
4. 31 (31-247)	2008
5. 29 (29-264)	2002

Punt return TDs

1. 2	2002
2	2003
2	2001
4. 1	2014
1	2023
1	2013
1	2019

Average yards/punt return

1. 18.80 (15-282)	2023
2. 14.43 (23-332)	2014
3. 12.94 (16-207)	2006
4. 10.64 (25-266)	2001
5. 10.46 (13-136)	2022

Kick return yards

1. 1532 (69-1532)	2007
2. 1386 (62-1386)	2016
3. 1283 (64-1283)	2011
4. 1203 (55-1203)	2014
5. 1189 (63-1189)	2009

Kick returns

1. 69 (69-1532)	2007
2. 64 (64-1283)	2011
3. 63 (63-1189)	2009
4. 62 (62-1386)	2016
5. 57 (57-1132)	2008

Kick return TDs

1. 1	2018
1	2017

Average yards/kick return

1. 26.25 (4-105)	2005
2. 25.79 (28-722)	2018
3. 22.38 (40-895)	2001
4. 22.35 (62-1386)	2016
5. 22.20 (69-1532)	2007

Interception return yards

1. 356 (12-356)	2022
2. 347 (14-347)	2015
3. 298 (16-298)	2004
4. 221 (22-221)	2019
5. 220 (13-220)	2013

Interceptions

1. 22 (22-221)	2019
2. 20 (20-190)	2017
3. 19 (19-184)	2007
4. 18 (18-219)	2006
5. 16 (16-298)	2004

Interception return TDs

1. 3	2015
3	2022
3. 2	2023
2	2006
2	2014
2	2013
2	2003
2	2021

Fumble return yards

1. 115 (3-115)	2001
2. 77 (4-77)	2003
3. 70 (4-70)	2019
4. 55 (2-55)	2021
5. 43 (1-43)	2020

Fumble returns

1. 4 (4-77)	2003
4 (4-70)	2019
3. 3 (3-115)	2001
4. 2 (2-55)	2021
2 (2-32)	2009
2 (2-9)	2012
2 (2-7)	2023

Fumble return TDs

1. 2	2019
2	2003
3. 1	2015
1	2012
1	2017
1	2001

1	2013
1	2020

Total tackles

1. 1026 (547-479)	2017
2. 1025 (510-515)	2008
3. 987 (607-380)	2007
4. 979 (441-538)	2010
5. 976 (507-469)	2003

Unassisted tackles

1. 607 (607-380)	2007
2. 547 (547-479)	2017
3. 531 (531-394)	2011
4. 528 (528-385)	2019
5. 524 (524-366)	2016

Assisted tackles

1. 538 (441-538)	2010
2. 515 (510-515)	2008
3. 479 (547-479)	2017
4. 469 (507-469)	2003
5. 466 (401-466)	2021

Tackles for loss

1. 88.0 (68-40/308)	2023
---------------------	------

PLAYER INDIVIDUAL CAREER HIGHS

AMBUSH, Jackson

Interceptions..... 1, Ohio, Sep 09, 2023
Tackles..... 14, at Rice, Nov 25, 2023 (7-7)
Sacks..... 1.0, Tulsa, Oct 07, 2023 (1-0)
Tackles for loss..... 1.5, at South Fla., Oct 14, 2023 (1-0)
Pass breakups..... 1, FIU, Sep 14, 2024

ANTOINE, Michal

Tackles..... 6, at Illinois, Sep 23, 2023 (3-3)
Tackles for loss..... 1.5, at UAB, Nov 04, 2023 (1-0)
Fumbles forced..... 1, at Michigan St., Aug 30, 2024
Pass breakups..... 1, Monmouth, Sep 02, 2023; at Illinois, Sep 23, 2023

BRADLEY, Marlon

Tackles..... 7, at Illinois, Sep 23, 2023 (4-3)
Sacks..... 2.0, at Illinois, Sep 23, 2023 (2-0)
Tackles for loss..... 2.0, at Illinois, Sep 23, 2023 (2-0)

Brantley Jr, Eric

Tackles..... 3, FIU, Sep 14, 2024 (1-2)
Tackles for loss..... 0.5, FIU, Sep 14, 2024 (0-0)
Fumbles forced..... 1, FIU, Sep 14, 2024

Brantley, Kahlil

All-purpose yards..... 7, Monmouth, Sep 02, 2023
Kick returns..... 1, Monmouth, Sep 02, 2023
Kick return yards..... 7, Monmouth, Sep 02, 2023 (1 return)
Long kick return..... 7, Monmouth, Sep 02, 2023

Brown, Kahzir

Interceptions..... 1, at Michigan St., Aug 30, 2024; FIU, Sep 14, 2024
Tackles..... 5, at Michigan St., Aug 30, 2024 (1-4);
Army, Sep 07, 2024 (1-4)
Pass breakups..... 1, at Michigan St., Aug 30, 2024

Campbell Jr., CJ

Points scored..... 6, FIU, Sep 14, 2024
Touchdowns..... 1, FIU, Sep 14, 2024
Rush attempts..... 18, FIU, Sep 14, 2024
Rush yards..... 61, FIU, Sep 14, 2024 (18 carries)
Rush TDs..... 1, FIU, Sep 14, 2024
Long rush..... 11, FIU, Sep 14, 2024
Receptions..... 4, FIU, Sep 14, 2024
Receiving yards..... 59, FIU, Sep 14, 2024 (4 receptions)
Long reception..... 23, FIU, Sep 14, 2024
Total offense attempts..... 18, FIU, Sep 14, 2024 (18 rush, 0 pass)
Total offense yards..... 61, FIU, Sep 14, 2024 (61 rush, 0 pass)
All-purpose yards..... 120, FIU, Sep 14, 2024
Tackles..... 1, FIU, Sep 14, 2024 (1-0)

Coombs, Caleb

Receptions..... 1, FIU, Sep 14, 2024
Receiving yards..... 7, FIU, Sep 14, 2024 (1 reception)
Long reception..... 7, FIU, Sep 14, 2024
All-purpose yards..... 7, FIU, Sep 14, 2024

DAVIS, Carter

Points scored..... 8, at CLT, Oct 27, 2023
Kick PATs..... 6, at UAB, Nov 04, 2023
Points by kicking..... 8, at CLT, Oct 27, 2023
Field goals made..... 1, WKU, Nov 26, 2022; at CLT, Oct 27, 2023
Field goal attempts..... 2, WKU, Nov 26, 2022
Longest field goal..... 47, WKU, Nov 26, 2022
Tackles..... 1, Southeastern La., Sep 10, 2022 (1-0)

Davis, Devonta

Tackles..... 3, at Michigan St., Aug 30, 2024 (1-2)
Fumbles forced..... 1, at Michigan St., Aug 30, 2024

Denaud, Wilky

Tackles..... 1, at Michigan St., Aug 30, 2024 (0-1);
Army, Sep 07, 2024 (0-1)

Dunnam, Phillip

All-purpose yards..... 82, FIU, Sep 14, 2024
Interceptions..... 1, at Michigan St., Aug 30, 2024;
FIU, Sep 14, 2024
Long interception return..... 82 [3rd], FIU, Sep 14, 2024
Tackles..... 3, at Michigan St., Aug 30, 2024 (1-2);
Army, Sep 07, 2024 (2-1); FIU, Sep 14, 2024 (0-3)

Fancher, Cam

Points scored..... 6, FIU, Sep 14, 2024

Touchdowns..... 1, FIU, Sep 14, 2024
Rush attempts..... 25, at Michigan St., Aug 30, 2024
Rush yards..... 67, at Michigan St., Aug 30, 2024 (25 carries)
Rush TDs..... 1, FIU, Sep 14, 2024
Long rush..... 20, at Michigan St., Aug 30, 2024
Pass attempts..... 37, Army, Sep 07, 2024
Pass completions..... 25, Army, Sep 07, 2024
Pass yards..... 193, Army, Sep 07, 2024
Pass TDs..... 1, at Michigan St., Aug 30, 2024; Army, Sep 07, 2024
Had intercepted..... 2, at Michigan St., Aug 30, 2024
Rush passes..... 28, at Michigan St., Aug 30, 2024
Total offense attempts..... 50, at Michigan St., Aug 30, 2024 (25 rush, 25 pass)
Total offense yards..... 225, FIU, Sep 14, 2024 (64 rush, 161 pass)
All-purpose yards..... 67, at Michigan St., Aug 30, 2024
Tackles..... 1, at Michigan St., Aug 30, 2024 (1-0)

Goggins, Cameron

Tackles..... 1, FIU, Sep 14, 2024 (1-0)

HAYES, Omari

Points scored..... 6, Army, Sep 07, 2024
Touchdowns..... 1, Army, Sep 07, 2024
Rush attempts..... 1, Army, Sep 07, 2024
Rush yards..... 4, Army, Sep 07, 2024 (1 carries)
Long rush..... 4, Army, Sep 07, 2024
Receptions..... 5, at Michigan St., Aug 30, 2024
Receiving yards..... 74, at Michigan St., Aug 30, 2024 (5 receptions)
Receiving TDs..... 1, Army, Sep 07, 2024
Long reception..... 28, at Michigan St., Aug 30, 2024
Total offense attempts..... 1, Army, Sep 07, 2024 (1 rush, 0 pass)
Total offense yards..... 4, Army, Sep 07, 2024 (4 rush, 0 pass)
All-purpose yards..... 95, at Michigan St., Aug 30, 2024
Punt returns..... 1, Army, Sep 07, 2024
Punt return yards..... 21, at Michigan St., Aug 30, 2024 (0 returns)
Long punt return..... 12, at Michigan St., Aug 30, 2024
Tackles..... 1, at Michigan St., Aug 30, 2024 (1-0)

Heard, CJ

Tackles..... 11, Army, Sep 07, 2024 (5-6)
Fumbles forced..... 1, Army, Sep 07, 2024
Fumbles recovered..... 1, Army, Sep 07, 2024; FIU, Sep 14, 2024

Henry, Dominique

Receptions..... 1, at Michigan St., Aug 30, 2024
Receiving yards..... 7, at Michigan St., Aug 30, 2024 (1 reception)
Long reception..... 7, at Michigan St., Aug 30, 2024
All-purpose yards..... 7, at Michigan St., Aug 30, 2024
Tackles..... 1, at Michigan St., Aug 30, 2024 (1-0)

HILL, Daedae

All-purpose yards..... 25, UTSA, Oct 21, 2023
Kick returns..... 1, UTSA, Oct 21, 2023
Kick return yards..... 25, UTSA, Oct 21, 2023 (1 return)
Long kick return..... 25, UTSA, Oct 21, 2023
Interceptions..... 1, at Rice, Nov 25, 2023;
UTSA, Oct 21, 2023; FIU, Sep 14, 2024
Long interception return..... 1, FIU, Sep 14, 2024
Tackles..... 9, at Rice, Nov 25, 2023 (7-2)
Tackles for loss..... 1.0, WKU, Nov 26, 2022 (1-0);
Army, Sep 07, 2024 (1-0)
Pass breakups..... 4 [1-1st], WKU, Nov 26, 2022

Horton, Zyere

Tackles..... 2, Army, Sep 07, 2024 (1-1)

Ifeanyi, Chisom

Tackles..... 3, at Michigan St., Aug 30, 2024 (1-2);
Army, Sep 07, 2024 (2-1)
Sacks..... 1.0, FIU, Sep 14, 2024 (1-0)
Tackles for loss..... 1.0, FIU, Sep 14, 2024 (1-0)

JERRELS, Jarrett

Tackles..... 5, Army, Sep 07, 2024 (1-4)

Johnson, George

Receptions..... 3, Army, Sep 07, 2024
Receiving yards..... 24, Army, Sep 07, 2024 (3 receptions)
Long reception..... 9, Army, Sep 07, 2024
All-purpose yards..... 24, Army, Sep 07, 2024

Johnson, Lawrence

Tackles..... 3, FIU, Sep 14, 2024 (2-1)

Johnson, Marlyn

Receptions..... 4, Army, Sep 07, 2024
Receiving yards..... 35, Army, Sep 07, 2024 (4 receptions)
Long reception..... 11, Army, Sep 07, 2024
All-purpose yards..... 35, Army, Sep 07, 2024

JONES, Chris

Tackles..... 7, at No. 13 Florida, 09/04/21 (5-2);
at No. 13 Florida, Sep 04, 2021 (5-2)
Sacks..... 1.5, CLT, Oct 03, 2020 (1-1); UTSA, Oct 31, 2020 (1-1)
Tackles for loss..... 2.5, UTSA, Oct 31, 2020 (2-1)
Fumbles forced..... 1, at CLT, 10/21/21; at CLT, Oct 21, 2021
Pass breakups..... 1, FIU, Sep 14, 2024; Fördham, 09/18/21

Langston, Bryce

Tackles..... 1, at Michigan St., Aug 30, 2024 (0-1); FIU, Sep 14, 2024 (0-1)

LUPO, Logan

Points scored..... 8, Tulsa, Oct 07, 2023; at South Fla., Oct 14, 2023
Kick PATs..... 8 [1-2nd]; at South Fla., Oct 14, 2023
Points by kicking..... 8, Tulsa, Oct 07, 2023; at South Fla., Oct 14, 2023
Pass attempts..... 1, at Clemson, Sep 16, 2023
Pass completions..... 1, at Clemson, Sep 16, 2023
Pass yards..... 8, at Clemson, Sep 16, 2023
Long pass..... 8, at Clemson, Sep 16, 2023
Total offense attempts..... 1, at Clemson, Sep 16, 2023 (0 rush, 1 pass)
Total offense yards..... 8, at Clemson, Sep 16, 2023 (0 rush, 8 pass)
Field goals made..... 2, Tulsa, Oct 07, 2023
Field goal attempts..... 3, Tulsa, Oct 07, 2023
Longest field goal..... 37, UTSA, Oct 21, 2023; Ohio, Sep 09, 2023
Punt attempts..... 7, at Clemson, Sep 16, 2023
Punt yards..... 301, at Illinois, Sep 23, 2023 (6 punts)
Longest punt..... 71, Tulsa, Oct 07, 2023
Tackles..... 1, East Carolina, Nov 11, 2023 (1-0);
at Clemson, Sep 16, 2023 (1-0)

Marcelin, Gavenc

Tackles..... 1, Army, Sep 07, 2024 (1-0); FIU, Sep 14, 2024 (1-0)

MARINO, Nicholas

Tackles..... 2, at No. 13 Florida, 09/04/21 (1-1)

MERRIFIELD, Jacob

Tackles..... 5, at Michigan St., Aug 30, 2024 (1-4)
Tackles for loss..... 1.0, Rice, Oct 15, 2022 (1-0); Ohio, Sep 09, 2023 (1-0)
Fumbles recovered..... 1, UCF, Sep 17, 2022

MOBLEY, Zuberi

Points scored..... 18, FIU, Sep 14, 2024
Touchdowns..... 3, FIU, Sep 14, 2024
Rush attempts..... 20, Southeastern La., Sep 10, 2022; FIU, Sep 14, 2024
Rush yards..... 146, Southeastern La., Sep 10, 2022 (20 carries)
Rush TDs..... 3, FIU, Sep 14, 2024
Long rush..... 72, FIU, Sep 14, 2024
Receptions..... 2, WKU, Nov 26, 2022; FIU, Sep 14, 2024
Receiving yards..... 22, at Ohio, Sep 03, 2022 (1 reception)
Receiving TDs..... 1, Southeastern La., Sep 10, 2022
Long reception..... 22, at Ohio, Sep 03, 2022
Total offense attempts..... 20, FIU, Sep 14, 2024 (20 rush, 0 pass)
20, Southeastern La., Sep 10, 2022 (20 rush, 0 pass)
Total offense yards.....
146, Southeastern La., Sep 10, 2022 (146 rush, 0 pass)
All-purpose yards..... 160, Southeastern La., Sep 10, 2022
Tackles..... 1, UCF, Sep 17, 2022 (0-1); at Clemson, Sep 16, 2023 (1-0)

MOORE, Zeke

Points scored..... 6, at South Fla., Oct 14, 2023; at CLT, Oct 27, 2023
Touchdowns..... 1, at South Fla., Oct 14, 2023; at CLT, Oct 27, 2023
Receptions..... 2, 5 times
Receiving yards..... 15, Ohio, Sep 09, 2023 (2 receptions);
at Clemson, Sep 16, 2023 (2 receptions)
Receiving TDs..... 1, at South Fla., Oct 14, 2023; at CLT, Oct 27, 2023
Long reception..... 9, Ohio, Sep 09, 2023
All-purpose yards..... 15, Ohio, Sep 09, 2023; at Clemson, Sep 16, 2023

Philord, Wendol

Tackles..... 3, at Michigan St., Aug 30, 2024 (1-2)
Fumbles forced..... 1, FIU, Sep 14, 2024

PLATT, Jayshon

Receptions..... 2, at Michigan St., Aug 30, 2024;
Southeastern La., Sep 10, 2022

PLAYER INDIVIDUAL CAREER HIGHS

Receiving yards21, at Michigan St., Aug 30, 2024 (2 receptions)
 Receiving TDs1, at Michigan St., Aug 30, 2024
 Long reception14, CLT, Aug 27, 2022
 All-purpose yards61, Southeastern La., Sep 10, 2022
 Kick returns2, Southeastern La., Sep 10, 2022
 Kick return yards49, Southeastern La., Sep 10, 2022 (2 returns)
 Long kick return29, at CLT, Oct 27, 2023 ;
 Southeastern La., Sep 10, 2022
 Tackles1, 4 times
 Fumbles recovered1, at Clemson, Sep 16, 2023

Richardson, Kiemar

Tackles2, FIU, Sep 14, 2024 (2-0)

SALMON, Nick

Punt attempts3, UTSA, Oct 21, 2023
 Punt yards106, UTSA, Oct 21, 2023 (3 punts)
 Longest punt44, UTSA, Oct 21, 2023

Sands, Gemari

All-purpose yards25, FIU, Sep 14, 2024
 Kick returns1, FIU, Sep 14, 2024
 Kick return yards25, FIU, Sep 14, 2024 (1 returns)
 Long kick return25, FIU, Sep 14, 2024

SCOTT, Fabian

Tackles2, Tulane, Nov 18, 2023 (0-2); at Rice, Nov 25, 2023 (1-1)
 Fumbles recovered1, Tulane, Nov 18, 2023

STARKS, Tyriq

Rush attempts4, at Rice, Nov 25, 2023
 Rush yards-6, at Rice, Nov 25, 2023 (4 carries)
 Long rush9, at Rice, Nov 25, 2023
 Pass attempts6, at Rice, Nov 25, 2023
 Pass completions5, at Rice, Nov 25, 2023
 Pass yards35, at Rice, Nov 25, 2023
 Long pass13, at Rice, Nov 25, 2023
 Total offense attempts10, at Rice, Nov 25, 2023 (4 rush, 6 pass)
 Total offense yards29, at Rice, Nov 25, 2023 (-6 rush, 35 pass)
 All-purpose yards-6, at Rice, Nov 25, 2023

SUAREZ, Morgan

Points scored13, CLT, Aug 27, 2022
 Kick PATs7 [t-4th], at FIU, Nov 12, 2022
 Points by kicking13 [t-4th], CLT, Aug 27, 2022
 Field goals made3 [t-3rd], CLT, Aug 27, 2022
 Field goal attempts3, CLT, Aug 27, 2022
 Longest field goal43, CLT, Aug 27, 2022

SULLIVAN, Wyatt

Receptions4, at Clemson, Sep 16, 2023
 Receiving yards17, at Clemson, Sep 16, 2023 (4 receptions)
 Long reception15, FIU, Sep 14, 2024
 All-purpose yards22, Ohio, Sep 09, 2023
 Kick returns1, Ohio, Sep 09, 2023
 Kick return yards22, Ohio, Sep 09, 2023 (1 returns)
 Long kick return14, Ohio, Sep 09, 2023
 Tackles2, at UAB, Nov 04, 2023 (0-2)

TISDOL, Desmond

Tackles11, at UAB, Nov 04, 2023 (5-6)
 Sacks1.0, East Carolina, Nov 11, 2023 (1-0);
 at South Fla., Oct 14, 2023 (1-0)
 Tackles for loss1.0, 6 times
 Pass breakups .1, at Rice, Nov 25, 2023 ; at South Fla., Oct 14, 2023 ;
 FIU, Sep 14, 2024

Tucker, Milan

Receptions5, Army, Sep 07, 2024
 Receiving yards31, Army, Sep 07, 2024 (5 receptions)
 Long reception18, Army, Sep 07, 2024
 All-purpose yards51, Army, Sep 07, 2024
 Kick returns2, FIU, Sep 14, 2024
 Kick return yards30, FIU, Sep 14, 2024 (2 returns)
 Long kick return20, Army, Sep 07, 2024

WHEELER, Jaden

Tackles5, at Ohio, Sep 03, 2022 (0-5)
 Sacks1.0, Tulane, Nov 18, 2023 (1-0); at CLT, Oct 27, 2023 (1-0)
 Tackles for loss1.0, 5 times
 Fumbles forced1, at Old Dominion, 11/13/21
 Fumbles recovered1, FIU, Sep 14, 2024

Pass breakups1, at WKU, 11/20/21 ; FIU, Sep 14, 2024

WILLIAMS, Eddie

Points scored6, UAB, Dec 07, 2019
 Touchdowns1, UAB, Dec 07, 2019
 All-purpose yards7, UAB, Dec 07, 2019
 Punt return yards7, UAB, Dec 07, 2019 (0 returns)
 Long punt return7, UAB, Dec 07, 2019
 Tackles16 [t-3rd], at Ohio, Sep 03, 2022 (4-12)
 Sacks1.0, at Ohio, Sep 03, 2022 (1-0);
 Southeastern La., Sep 10, 2022 (1-0)
 Tackles for loss2.0, at Old Dominion, 11/13/21 (2-0);
 at Ohio, Sep 03, 2022 (2-0)
 Fumbles forced .1, at WKU, 11/20/21; at North Texas, Oct 01, 2022
 Fumbles recovered1, at North Texas, Oct 01, 2022
 Pass breakups1, at GS, Dec 05, 2020 ; at Clemson, Sep 16, 2023

WILLIAMS, Jayden

Interceptions1, Tulsa, Oct 07, 2023
 Tackles12, at Ohio, Sep 03, 2022 (6-6)
 Sacks1.0, CLT, Aug 27, 2022 (1-0);
 Southeastern La., Sep 10, 2022 (1-0)
 Tackles for loss1.0, 4 times
 Fumbles forced1, at Ohio, Sep 03, 2022
 Fumbles recovered2 [t-1st], at Illinois, Sep 23, 2023
 Pass breakups2, at FIU, Nov 12, 2022

Young, Joseph

Receptions1, Army, Sep 07, 2024 ; FIU, Sep 14, 2024
 Receiving yards22, FIU, Sep 14, 2024 (1 receptions)
 Long reception22, FIU, Sep 14, 2024
 All-purpose yards22, FIU, Sep 14, 2024
 Tackles2, FIU, Sep 14, 2024 (1-1)

2024 STATISTICAL RANKINGS

ALL-TIME SERIES

Category	UCON			Florida Atlantic		
	Nat. Rank	Indep. Rank	Value	Nat. Rank	AAC Rank	Value
3rd Down Conversion Pct.	84	2	0.372	130	14	0.225
3rd Down Conversion Pct Def	51	2	0.333	38	4	0.303
4th Down Conversion Pct.	116	5	0.250	52	6	0.583
4th Down Conversion Pct. Def.	125	5	1.000	87	8	0.600
Blocked Kicks	12	1	1			
Blocked Kicks Allowed				127	14	2
Blocked Punts	3	1	1			
Blocked Punts Allowed				119	13	1
Completion Pct.	126	5	0.511	105	11	0.58
Defensive TDs	9	1	1			
Fewest Penalties	54	2	16	83	7	20
Fewest Penalties Per Game	46	2	5.33	80	7	6.67
Fewest Penalties Yards	60	2	147	65	7	154
Fewest Penalty Yards Per game	55	2	49.0	61	7	51.33
First Down Defense	108	4	64	87	9	58
First Downs Offense	86	5	54	77	8	57
Fumbles Lost	88	5	2	1	1	0
Fumbles Recovered				5	2	4
Kickoff Return Defense	30	1	15.57	129	14	30.33
Kickoff Returns	23	2	24.29	81	11	18.20
Net Punting	74	2	38.65	62	6	39.29
Passes Had Intercepted	85	5	3	85	8	3
Passes Intercepted	93	4	1	7	1	5
Passing Offense	65	2	234.3	119	11	156.7
Passing Yards Allowed	113	4	267.7	28	4	146.3
Passing Yards per Completion	15	2	15.23	126	12	9.22
Punt Return Defense	85	3	8.25	44	3	3.17
Punt Returns	66	2	8.92	82	10	7.0
Red Zone Defense	89	3	0.909	5	1	0.500
Red Zone Offense	71	3	0.833	126	13	0.636
Rushing Defense	100	5	171.3	124	13	223.7
Rushing Offense	44	4	181.7	87	8	144.3
Sacks Allowed	1	1	0.33	103	8	2.67
Scoring Defense	110	4	31.0	58	5	20.0
Scoring Offense	68	3	30.3	114	11	18.3
Tackles for a Loss Allowed	23	1	3.33	102	10	6.33
Team Passing Efficiency	79	2	135.72	127	14	103.50
Team Passing Efficiency Defense	112	5	151.0	52	4	114.41
Team Sack	58	1	2.0	124	13	0.67
Team Tackles for a Loss	30	1	7.3	126	13	3.3
Time of Possession	110	4	26:56	78	9	29:33
Total Defense	116	4	439.0	87	10	370.0
Total Offense	56	2	416.0	119	13	301.0
Turnover Margin	117	5	-1.33	7	2	2.0
Turnovers Gained	117	4	1	5	1	9
Turnovers Lost	94	5	5	54	5	3
Winning Percentage	94	4	0.33	94	7	0.333

Air Force	1-1
Akron	1-0
Alabama	0-2
Albany	1-0
Arkansas State	3-4
Army	0-1
Auburn	0-2
Ball State	1-1
BCU	4-1
Buffalo	0-2
Central Michigan	1-0
CLT	7-2
Clemson	0-2
Colgate	0-1
Connecticut	0-1
Drake	0-1
East Carolina	0-2
Eastern Illinois	0-2
Eastern Kentucky	0-1
Edward Waters	1-0
FIU	17-4
Florida	0-4
Florida A&M	1-0
Fordham	1-0
Gardner-Webb	1-1
Georgia	0-1
Georgia Southern	1-1
Hawaii	1-0
Illinois	0-1
Illinois State	2-0
Jacksonville	1-0
James Madison	0-1
Kansas	0-1
Kansas State	0-2
Kentucky	0-1
Louisiana at Lafayette	5-3
Louisiana Tech	1-1
Louisville	0-1
Marist	1-0
Marshall	1-8
Massachusetts	1-0
Memphis	1-1
Miami	0-3
Michigan State	0-4
Middle Tennessee	5-14
Minnesota	1-2
Monmouth	1-0
Navy	0-2
Nebraska	0-2
New Mexico State	1-1
Nicholls State	1-1
Northern Arizona	1-0
Northern Colorado	2-0
North Texas	8-6
Ohio	0-2
Ohio State	0-1
Oklahoma	0-1
Oklahoma State	0-3
ODU	4-3
Purdue	0-1
Rice	2-3
Siena	1-0
Slippery Rock	0-1
SMU	1-0
South Alabama	0-1
South Carolina	0-2
Southeastern Louisiana	1-0
Southern Illinois	1-0
Southern Miss	2-1
Southern Utah	1-0
St. Mary's	0-1
St. Peter's	0-1
Texas	0-2
Texas State	2-0
Troy	2-8
Tulane	1-1
Tulsa	2-1
Valdosta State	0-1
UAB	6-4
UCF	0-4
ULM	2-7
USF	2-3
UTEP	2-2
UTSA	3-1
Wagner	2-0
WKU	9-5
Wisconsin	0-1
Wyoming	0-2
Youngstown State	1-1

FAU Individuals in Nation's Top 50

Stat	Player	FBS Rank	AAC	Value
Forced Fumbles	Michal Antoine Jr.	38	5	0.33
	Eric Brantley Jr.	28	5	0.33
	Devonta Davis	38	5	0.33
	CJ Heard	38	5	0.33
	Wendol Philord	38	5	0.33
Fumbles Recovered	CJ Heard	1	1	2
	Jayden Wheeler	3	2	1
	Jayden Williams	3	2	1
Interceptions Per Game	Buggs Brown	6	1	0.7
	Phillip Dunnam	6	1	0.7
Punting	Logan Lupo	12	1	46.4
	Zuberi Mobley	28	4	3
Total Interceptions	"Buggs" Kahzir Brown	5	1	2
	Phillip Dunnam	5	1	2
	Daedae Hill	30	5	1
Total Touchdowns	Zuberi Mobley	48	4	3

2024 FAU FOOTBALL ROSTER

#	FULL NAME	POS.	HT.	WT.	CLASS	HOMETOWN / HS / PREVIOUS SCHOOL	#	FULL Name	POS.
0	Wendol Philord	DB	5-9	180	Gr.	Miramar, Fla. / Miami Jackson / Keiser	46	Aliam Appler	TE
0	Milan Tucker	WR	5-11	180	R-Sr.	Lehigh Acres, Fla. / Fort Myers / Appalachian State	43	Jackson Ambush	LB
1	Cam Fancher	QB	6-2	200	R-Jr.	Huber Heights, Ohio / Wayne / Marshall	24	Michal Antoine, Jr.	DB
1	CJ Heard	S	5-11	200	Fr.	Atlanta, Ga. / Woodward Academy	73	Alex Atcavage	OL
2	Wilky Denaud	DL	6-3	276	R-Fr.	Stuart, Fla. / John Carroll / Mississippi State	88	Kam Bell	TE
2	Zuberi Mobley	RB	5-10	196	R-Jr.	Miami, Fla. / Northwestern	86	Liam Besecker	TE
3	Carson Cruver	QB	6-3	200	R-Fr.	Austin, Texas / St. Michael's Catholic Academy	91	Gabriel Birnbaum	DL
3	Jayshon Platt	WR	6-1	195	Jr.	Sarasota, Fla. / Venice	99	Prince Boyd	DL
3	Eddie Williams	ILB	6-1	212	Gr.	Goulds, Fla. / Miami Palmetto	29	Kyle Boylston	S
4	Phillip Dunnam	DB	6-1	190	Jr.	Miami Beach, Fla. / North Miami Beach, Fla. / Indiana	95	Marlon Bradley	DE
5	CJ Campbell, Jr.	RB	5-10	202	R-Jr.	Kaplan, La. / Bay (Fla.) / FSU	18	Kahlil Brantley	TE
5	Jayden Williams	DB	5-11	185	R-Jr.	Tampa, Fla. / Bloomingdale	93	Eric Brantley, Jr.	DE
6	Daedae Hill	DB	5-10	190	Sr.	Palmetto, Fla. / Palmetto / Central Michigan	11	"Buggs" Kahzir Brown	DB
7	George Johnson III	WR	6-0	185	Gr.	Stuart, Fla. / Martin County / UMass	87	Elijah Brown	TE
7	Bryce Langston	DT	6-3	300	R-Jr.	Ocala, Fla. / Vanguard / LSU	5	CJ Campbell, Jr.	RB
8	Logic Hudgens	CB	6-1	195	R-Jr.	Glen Burnie, Md. / Archbishop Spalding / Buffalo / Monroe	42	Michael Cates	S
8	Tyriq Starks	QB	6-2	210	R-Jr.	Carol City, Fla. / George Jenkins / Independence CC	52	Jadyn Church	LB
9	Caleb Coombs	WR	5-11	180	Jr.	Leesburg, Va. / St. John's College / Marshall	54	Jordan Church	OL
9	Desmond Tisdol	LB	6-0	236	Gr.	Rochelle, Ga. / Wilcox County / Auburn	89	Jett Coolman	WR
10	Omari Hayes	WR	5-9	170	R-So.	Sarasota, Fla. / Venice	9	Caleb Coombs	WR
11	"Buggs" Kahzir Brown	DB	6-3	210	Sr.	Trenton, NJ. / Trenton Central / Maine	3	Carson Cruver	QB
11	Marlyn Johnson	WR	6-4	205	Gr.	Penllyn, Pa. / The Peddie School / Buffalo	65	Braden Cunningham	OL
12	Cameron Goggins	CB	6-2	185	Fr.	Hampton, Ga. / Hampton / Georgia Military College	36	Carter Davis	K
12	Kasen Weisman	QB	6-2	190	R-Fr.	Douglasville, Ga. / South Paulding / Colorado	97	Devonta Davis	DL
13	EJ Horton	WR	6-1	185	Sr.	Louisville, Ky. / Palmetto Academy / Marshall / West Virginia	2	Wilky Denaud	DL
13	August Salvati	DE	6-3	245	Jr.	Clearwater, Fla. / Clearwater / Kilgore College	74	Ovie Dubre	OL
14	Michael Valentino	QB	6-1	195	Fr.	Sarasota, Fla. / Cardinal Mooney	4	Phillip Dunnam	DB
15	Ja'Kavion Nonar	TE	6-8	280	R-So.	Belle Glade, Fla. / Everglades Prep / Maryland	1	Cam Fancher	QB
15	Jayden George	QB	6-3	210	R-Sr.	Indianapolis, Ind. / Warren Central / Bowling Green / UM / Alabama	15	Jayden George	QB
16	Chisom Ifeanyi	DL	6-4	250	Gr.	Langhorne, Pa. / Neshaminy / Shippensburg	12	Cameron Goggins	CB
16	Logan Lupo	P/K	6-0	190	R-Jr.	Southwest Ranches, Fla. / St. Thomas Aquinas / Louisville	37	Robert Hammond	K
17	Char'quez Lee	LB	6-2	215	Fr.	Miami, Fla. / Miami Palmetto	20	Joshua Harriott	RB
17	Wyatt Sullivan	TE	6-4	245	R-So.	Atlanta, Ga. / Robert F. Munroe Day School	10	Omari Hayes	WR
18	Kahlil Brantley	TE	6-2	225	R-Jr.	Opa-Locka, Fla. / Northwestern / Miami	1	CJ Heard	S
18	Jaden Wheeler	DL	6-3	292	Sr.	Nashville, Ga. / Berrien	19	Dominique Henry	WR
19	Dominique Henry	WR	5-11	185	R-So.	St. Augustine, Fla. / Nease / BYU	6	Daedae Hill	DB
20	Joshua Harriott	RB	5-10	185	R-Fr.	Fort Lauderdale, Fla. / St. Thomas Aquinas	75	Mauricio Hinds	OL
20	Fabian Scott	DB	6-3	185	So.	Miami, Fla. / Booker T. Washington	13	EJ Horton	WR
21	Antonio Smith	S	6-3	190	R-Fr.	Miami, Fla. / Gulliver Prep	28	Zyere Horton	LB
22	Lawrence Johnson	CB	6-1	180	Fr.	Miami, Fla. / Miami Palmetto	8	Logic Hudgens	CB
23	Gemari Sands	RB	6-0	195	R-Fr.	Fort Lauderdale, Fla. / St. Thomas Aquinas	16	Chisom Ifeanyi	DL
24	Michal Antoine Jr.	DB	6-0	195	Sr.	Lauderdale Lakes, Fla. / Cardinal Gibbons	32	Curtis Janvier	S
25	Xavier Terrell	RB	5-8	175	R-Fr.	Wilmington, N.C. / St. Thomas Aquinas	66	Scarlee Jean	OL
25	Mike Wright III	S	5-10	180	Fr.	Palm Beach Gardens, Fla. / Palm Beach Gardens	55	Woody Jean	OL
26	Chris Tooley III	CB	6-0	160	So.	Orlando, Fla. / Jones	44	Jarrett Jerrels	ILB
27	Jaheim Miller	CB	5-11	185	Fr.	Miami, Fla. / Miami Norland	31	Jarvis Johnson	OLB
28	Zyere Horton	LB	6-3	225	R-So.	Atlanta, Ga. / Milton / Georgia Southern	22	Lawrence Johnson	CB
28	Kaden Shields-Dutton	RB	5-11	215	Fr.	Orlando, Fla. / Edgewater	11	Marlyn Johnson	WR
29	Kyle Boylston	S	6-0	185	Fr.	Orange Park, FL / Trinity Christian Academy	7	George Johnson III	WR
31	Jarvis Johnson	OLB	5-11	220	Fr.	Miami, Fla. / Westminster Christian	49	Chris Jones	DE
32	Curtis Janvier	S	6-0	175	Fr.	Hollywood, Fla. / Chaminade-Madonna	62	Okino King	OL
33	Tremonte Underwood Jr.	RB	5-11	200	Fr.	Miami, Fla. / Columbus	55	Alexander Kocher	DE
35	Tito Nunez	LB	6-1	220	Fr.	Homestead, Fla. / Homestead	70	Malcolm Lamar Sr.	OL
36	Carter Davis	K	6-0	210	Jr.	East Fort Lauderdale, Fla. / Western	67	Andre Lamas	OL
37	Robert Hammond III	K	6-1	165	R-Fr.	West Palm Beach, Fla. / Cardinal Gibbons	14	Courtney Lamas-Lanier	DB
38	Morgan Suarez	K	5-10	180	R-Jr.	Wellington, Fla. / Wellington	7	Bryce Langston	DT
39	Nick Salmon	P	6-3	220	Jr.	Melbourne, Australia / Xavier College	17	Char'quez Lee	LB
40	Luke Whiting	LS	6-3	212	R-Fr.	Holladay, Utah / Olympus / Idaho State	63	Dylan Lloyd	OL
42	Michael Cates	S	6-2	190	R-So.	Key West, Fla. / Key West	16	Logan Lupo	P/K
43	Jackson Ambush	LB	5-11	225	Gr.	New Market, Md. / Linganore / Albany (NY)	64	Federico Maranges	OL
44	Jarrett Jerrels	ILB	6-2	227	Sr.	Williston, Fla. / Chiefland	90	Gavench Marcelin	DL
45	Nicholas Marino	LS	6-2	240	R-Sr.	Hollywood, Fla. / St. Thomas Aquinas	56	Maddox Marchbank	OL
45	Makai Sawtelle	ILB	6-2	228	R-Jr.	Stuart, Fla. / Jensen Beach	45	Nicholas Marino	LS
46	Aliam Appler	TE	6-3	230	Fr.	Williamton, N.C. / Dutch Fork	57	Zachary Marino	LB
48	Zeke Moore	TE	6-2	235	So.	Roswell, Ga. / Roswell	68	Robert Medici	OL
48	Dai'Sean Stevens	DB	5-10	180	R-Jr.	Hollywood, Fla. / IMG Academy / Alabama State	50	Jacob Merrifield	DL
49	Chris Jones	DE	6-4	255	Sr.	Pompano Beach, Fla. / Coconut Creek	27	Jaheim Miller	CB
50	Jacob Merrifield	DL	6-3	290	R-Jr.	Winder, Ga. / Winder-Barrow	85	Devarius Mitchell	WR
52	Jadyn Church	LB	6-0	220	R-Fr.	Tampa, Fla. / Tampa Bay Tech	2	Zuberi Mobley	RB
							48	Zeke Moore	TE

2024 FAU FOOTBALL ROSTER

53	Richard Thomas Jr.	DL	6-3	280	So.	Fort Lauderdale, Fla. / American Heritage / Indiana	96	Justin Mucerino	LS
54	Jordan Church	OL	6-4	315	R-Fr.	Fort Myers, Fla. / IMG Academy	15	Ja'Kavion Nonar	TE
55	Woody Jean	OL	6-5	315	R-Jr.	Pompano Beach, Fla. / Deerfield Beach / Arizona	35	Tito Nunez	LB
55	Alexander Kocher	DE	6-5	245	R-So.	Pembroke Pines, Fla. / Pembroke Pines Charter	98	Christian Paraison	DL
56	Maddox Marchbank	OL	6-3	300	Fr.	Sarasota, Fla. / Sarasota and IMG	0	Wendol Philord	DB
57	Zachary Marino	LB	6-2	220	R-Fr.	Hollywood, Fla. / St. Thomas Aquinas	3	Jayshon Platt	WR
59	Thomas Sledge	DL	6-4	240	R-Fr.	West Palm Beach, Fla. / Cardial Newman	71	Ethan Proffitt	OL
60	Antonio Solano	OL	6-3	295	Fr.	Loxahatchee, Fla. / Wellington	72	Brayden Ramey	OL
61	Michael Unis	OL	6-6	300	R-So.	Moon Township, Penn / Moon Area / Edinboro	78	Daughtry Richardson	OL
62	Okino King	OL	6-3	305	R-So.	Miami, Fla. / Northwestern	92	Kiemar Richardson	DL
63	Dylan Lloyd	OL	6-4	305	Fr.	Gainesville, Fla. / Buchholz	77	Keon Rohé	OL
64	Federico Maranges	OL	6-4	300	R-Sr.	Dorado, Puerto Rico / Columbus	76	Chrisdasson Saint-Jean	OL
65	Braden Cunningham	OL	6-6	315	Fr.	Orange Park, FL / Fleming Island	39	Nick Salmon	P
66	Scarlee Jean	OL	6-4	320	R-Sr.	West Palm Beach, Fla / Inlet Grove / Keiser	13	August Salvati	DE
67	Andre Lamas	OL	6-3	300	Sr.	Miami, Fla. / Columbus	23	Gemari Sands	RB
68	Robert Medici	OL	6-5	295	Fr.	Seminole, Fla. / Boca Ciega	45	Makai Sawtelle	ILB
70	Malcolm Lamar Sr.	OL	6-5	313	Gr.	Seffner, Fla. / Armwood / Florida State	20	Fabian Scott	S
71	Ethan Proffitt	OL	6-5	315	Fr.	Neptune Beach, Fla. / Bishop Kenny	28	Kaden Shields-Dutton	RB
72	Brayden Ramey	OL	6-6	315	R-Fr.	Ocala, Fla. / Trinity Catholic	59	Thomas Sledge	DL
73	Alex Atcavage	OL	6-5	300	Sr.	Honesdale, Penn. / IMG Academy	21	Antonio Smith	S
74	Ovie Dubre	OL	6-4	325	R-Fr.	Powder Springs, Ga. / McEachern	82	Jabari Smith	WR
75	Mauricio Hinds	OL	6-5	305	Fr.	Porters Lake, Nova Scotia / Clearwater Academy	60	Antonio Solano	OL
76	Chrisdasson Saint-Jean	OT	6-7	310	R-Fr.	Orlando, Fla. / Evans	8	Tyriq Starks	QB
77	Keon Rohé	OL	6-7	300	Fr.	Weisbaden, Germany	48	Dai'Sean Stevens	DB
78	Daughtry Richardson	OL	6-5	320	R-So.	Miami, Fla. / Miami Central / FSU	38	Morgan Suarez	K
80	Joseph Young	WR	6-1	195	Jr.	Bryant, Ark. / Bryant / Coffeyville CC	17	Wyatt Sullivan	TE
81	Leon Washington, Jr.	WR	5-8	170	Fr.	Tallahassee, Fla. / North Florida Christian	25	Xavier Terrell	RB
82	Jabari Smith	WR	5-10	170	R-Fr.	Orlando, Fla. / Jones	53	Richard Thomas Jr.	DL
84	Nicholas Venezia	WR	5-10	170	Fr.	Palm City, Fla. / Jensen Beach	9	Desmond Tisdol	LB
85	Devarius Mitchell	WR	5-10	180	Jr.	Merritt Island, Fla. / Merritt Island / Davenport	26	Chris Tooley III	CB
86	Liam Besecker	TE	6-3	250	R-Jr.	Lancaster, Pa. / Lancaster Catholic	0	Milan Tucker	WR
87	Elijah Brown	TE	6-6	250	R-So.	Dayton, Ohio / Wayne / Alabama	33	Tremonte Underwood Jr.	RB
88	Kam Bell	TE	6-4	215	So.	Leesburg, Ga. / Lee County / Georgia Military	61	Michael Unis	OL
89	Jett Coolman	WR	6-0	180	Jr.	West Palm Beach, Fla. / American Heritage / Millsaps College	14	Michael Valentino	QB
90	Gavench Marcelin	DL	6-3	247	Fr.	Homestead, Fla. / Belen Jesuit Prep	84	Nicholas Venezia	WR
91	Gabriel Birnbaum	DL	6-3	290	Fr.	Boca Raton, Fla. / Monarch	94	Loren Ward	DL
92	Kiemar Richardson	DL	6-5	280	Sr.	Arcadia, Fla. / Desoto High School / Georgia Military College	81	Leon Washington, Jr.	WR
93	Eric Brantley Jr.	DE	6-0	235	R-Fr.	Valdosta, Ga. / Valdosta / Colorado	12	Kasen Weisman	QB
94	Loren Ward	DL	6-2	250	Fr.	Cocoa, Fla. / Cocoa	18	Jaden Wheeler	DL
95	Marlon Bradley	DE	6-4	240	R-Sr.	Deltona, Fla. / Deltona	40	Luke Whiting	LS
96	Justin Mucerino	LS	5-9	202	Fr.	Fort Worth, Texas / All Saints	3	Eddie Williams	ILB
97	Devonta Davis	DL	6-3	296	Sr.	Union Springs, Ala. / Bullock County/ Jackson State	5	Jayden Williams	DB
98	Christian Paraison	DL	6-3	245	R-Jr.	Lehigh Acres, Fla. / Bishop Verot / Furman	25	Mike Wright III	S
99	Prince James Boyd	DL	6-1	290	Gr.	New Haven, Conn. / Milford Academy / Purdue	80	Joseph Young	WR

WEEKLY SCHEDULE (SATURDAY GAME DAY AND SUBJECT TO CHANGE)

SUNDAY	MONDAY	TUESDAY	WEDNESDAY	THURSDAY	FRIDAY	GAME DAY
Recovery Day Off	Offensive Day OC/QB Coach Charlie Frye and offensive player(s)	Hagerty Family Head Coach Tom Herman ESPN+ 12:15 p.m. Credential Request Deadline	Defensive Day DC/LB Roc Bellantoni and defensive player(s)	Update Day Coach Herman Home Game Parking E-mailed	Final Prep No availability	Will Call Opens Two Hours Prior to Kick

ALL-TIME SERIES BY OPPONENT

Air Force (1-1)

09/08/18	H	W	33-27
09/25/21	A	L	31-7

Alabama (0-2)

09/22/12	A	L	40-7
09/06/14	A	L	41-0

Albany (1-0)

11/17/01	H	W	27-9
----------	---	---	------

Akron (1-0)

12/19/17	H	W	50-3
----------	---	---	------

Arkansas State (3-4)

10/22/05	A	L	3-0ot
10/28/06	H	W	29-0
11/10/07	H	W	34-31
11/22/08	A	L	28-14
11/14/09	H	W	35-18
10/23/10	A	L	37-16
11/05/11	H	L	39-21

Army (0-1)

09/07/24	H	L	24-7
----------	---	---	------

Auburn (0-2)

09/24/11	A	L	30-14
10/26/13	A	L	45-10

Ball State (1-1)

09/24/16	H	L	31-27
09/14/19	A	W	41-31

BCU (4-1)

09/08/01	A	W	31-28
09/07/02	H	L	30-17
11/29/03	A	W	32-24
09/16/17	H	W	45-0
09/15/18	H	W	49-28

Buffalo (0-2)

09/19/15	H	L	33-15
09/23/17	A	L	34-31

Central Michigan (1-0)

12/26/08	N	W	24-21
----------	---	---	-------

Charlotte (7-2)

09/26/15	A	W	17-7
10/09/16	H	L	28-23
11/25/17	A	W	31-12
11/24/18	H	L	27-24
09/28/19	A	W	45-27
10/03/20	H	W	21-17
10/21/21	A	W	38-9
08/27/22	H	W	43-13
10/27/23	A	W	38-16

Clemson (0-2)

09/02/06	A	L	54-6
09/16/23	A	L	48-14

Colgate (0-1)

12/13/03	H	L	36-24
----------	---	---	-------

Connecticut (0-1)

11/02/02	A	L	61-14
----------	---	---	-------

Drake (0-1)

10/06/01	A	L	31-7
----------	---	---	------

East Carolina (0-2)

09/05/13	A	L	31-13
11/11/23	H	L	22-7

Eastern Illinois (0-2)

11/10/01	H	L	38-10
11/16/02	A	L	47-6

Eastern Kentucky (0-1)

09/21/02	A	L	22-6
----------	---	---	------

Edward Waters (1-0)

11/27/04	H	W	49-15
----------	---	---	-------

Florida (0-4)

11/17/07	A	L	59-20
09/03/11	A	L	41-3
11/21/15	A	L	20-14 ot
09/04/21	A	L	35-14

Florida A&M (1-0)

10/30/04	A	W	38-8
----------	---	---	------

FIU (17-4)

11/23/02	H	W	31-21
11/22/03	A	W	32-23
12/04/04	H	W	17-10
11/26/05 (Redacted)	A	L	52-6
11/25/06	H	W	31-0
11/24/07	A	W	55-23
11/29/08	H	W	57-50 ot
12/05/09	A	W	28-21
10/30/10	H	W	21-9
11/12/11	A	L	41-7
11/16/12	H	L	35-25
11/29/13	H	W	21-7
10/02/14	A	L	38-10
10/31/15	H	W	31-17
10/01/16	A	L	33-31
12/02/17	H	W	52-24
11/03/18	A	W	49-14
11/09/19	H	W	37-7
11/13/20	A	W	38-19
10/02/21	H	W	58-21
11/12/22	A	W	52-7
09/14/24	H	W	38-20

Fordham (1-0)

09/18/21	H	W	45-14
----------	---	---	-------

Gardner-Webb (1-1)

11/03/01	A	L	25-19
11/01/03	H	W	31-26

Georgia (0-1)

09/15/12	A	L	56-20
----------	---	---	-------

Georgia Southern (0-1)

12/05/20	A	L	20-3
09/11/21	H	W	38-6

Hawai'i (1-0)

09/04/04	A	W	35-28 (ot)
----------	---	---	------------

Illinois (0-1)

09/23/03	A	L	23-17
----------	---	---	-------

Illinois State (2-0)

09/27/03	H	W	28-10
11/20/04	H	W	28-0

Jacksonville (1-0)

10/13/01	H	W	35-12
----------	---	---	-------

James Madison (0-1)

09/14/02	A	L	16-13
----------	---	---	-------

Kansas (0-1)

09/03/05	A	L	30-19
----------	---	---	-------

Kansas State (0-2)

09/09/06	A	L	45-0
09/17/16	A	L	63-7

Kentucky (0-1)

09/29/07	A	L	45-17
----------	---	---	-------

Louisiana (5-3)

10/06/05	A	W	28-10
10/18/06	H	L	6-0
10/20/07	A	W	39-32 (ot)
11/15/08	H	W	40-29
10/24/09	A	W	51-29
11/13/10	H	W	24-23
10/01/11	A	L	37-34
12/01/12	H	L	35-21

Louisiana Tech (1-1)

11/11/17	A	W	48-23
10/26/18	H	L	21-13

Louisville (0-1)

10/01/05	A	L	61-10
----------	---	---	-------

Marist (1-0)

09/22/01	H	W	31-9
----------	---	---	------

Marshall (1-8)

10/12/13	H	L	24-23
10/25/14	A	L	35-16
10/17/15	H	L	33-17
10/15/16	A	L	27-21
11/03/17	H	W	30-25
10/20/18	A	L	31-7
10/18/19	H	L	36-31
10/24/20	A	L	20-9
11/06/21	H	L	28-13

Massachusetts (1-0)

11/20/20	H	W	24-2
----------	---	---	------

Memphis (1-1)

12/21/07	N	W	44-27
12/23/20	A	L	25-10

Miami (0-3)

08/30/13	A	L	34-6
09/11/15	H	L	44-20
09/10/16	A	L	38-10

Michigan State (0-4)

09/13/08	A	L	17-0
09/11/10	H/N	L	30-17
09/10/11	A	L	44-0
08/30/24	A	L	16-10

Middle Tennessee (5-14)

08/28/03	A	W	20-19
09/18/04	A	W	27-20
10/15/05	H	L	35-14
11/04/06	A	L	35-14
09/01/07	H	W	27-14
09/30/08	H	L	14-13
10/31/09	H	L	27-20
11/27/10	A	L	37-10
11/22/11	H	L	38-14
09/08/12	A	L	31-17
09/21/13	H	L	42-35 (ot)
11/22/14	A	L	35-34
11/14/15	H	L	24-17
11/26/16	A	L	77-56
09/30/17	H	W	38-20

09/29/18 A L 25-24
 10/12/19 H W 28-13
 11/27/21 H L 27-17
 11/19/22 A L 49-21

Minnesota (1-2)

09/17/05 A L 46-7
 09/15/07 H W 42-39
 09/20/08 A L 37-3

Monmouth (1-0)

09/02/23 H W 42-20

Morris Brown (1-0)

11/09/02 H W 34-13

Navy (1-1)

11/03/12 A L 24-17
 09/01/17 H L 42-19

Nebraska (0-2)

09/05/09 A L 49-3
 08/30/15 A L 55-7

New Mexico State (1-1)

11/13/04 H L 35-7
 11/23/13 H W 55-10

Nicholls State (1-1)

10/05/02 A L 33-22
 10/11/03 H W 31-23

North Texas (8-6)

09/11/04 A W 20-13
 11/12/05 H W 26-23
 11/18/06 A W 17-16
 09/22/07 A W 30-20
 11/08/08 H W 46-13
 10/17/09 A W 44-40
 09/25/10 H L 21-17
 10/08/11 A L 31-17
 09/29/12 H L 20-14
 11/08/14 A L 31-10
 10/21/17 H W 69-31
 12/02/17 H W 41-17
 11/15/18 A L 41-38
 10/01/22 A L 45-28

Northern Arizona (1-0)

12/06/03 A W 48-25

Northern Colorado (2-0)

10/18/03 H W 31-19
 10/16/04 A W 39-24

Ohio (0-2)

09/03/22 A L 41-38
 09/09/23 H L 17-10

Ohio State (0-1)

08/31/19 A L 41-25

Oklahoma (0-1)

09/01/18 A L 63-14

Oklahoma State (0-3)

09/08/05 H L 23-3
 09/16/06 A L 48-8
 09/08/07 A L 42-6

Old Dominion (4-3)

11/29/14 H L 31-28
 11/28/15 A W 33-31
 11/19/16 H L 42-24
 10/07/17 A W 58-28
 10/06/18 H W 52-33
 10/26/19 A W 41-3

11/13/21 A L 30-16
Purdue (0-1)
 09/24/22 A L 28-26

Rice (2-3)

09/28/13 A L 18-14
 10/10/15 H L 27-26
 11/05/16 A W 42-25
 10/15/22 H W 17-14
 11/25/23 A L 24-21

Siena (1-0)

11/15/03 H W 51-3

Slippery Rock (0-1)

09/01/01 H L 40-7

South Alabama (0-1)

10/20/12 A L37-34 (2ot)

South Carolina (0-2)

09/23/06 A L 45-6
 09/19/09 A L 38-16

Southeastern Louisiana (1-0)

09/10/22 H W 42-9

Southern Illinois (1-0)

09/03/16 H W 38-30

Southern Methodist (1-0)

12/21/19 N W 52-28

Southern Miss (2-1)

11/16/13 A W 41-7
 11/30/19 H W 34-17
 12/10/20 A L 45-31

Southern Utah (1-0)

10/12/06 H W 32-7

St. Mary's (0-1)

10/20/01 H L 24-10

St. Peter's (0-1)

10/27/01 H L 10-0

Texas (0-2)

08/30/08 A L 52-10
 11/20/10 A L 51-17

Texas State (2-0)

10/04/03 H W 27-14
 10/09/04 A W 20-13

Troy (2-8)

10/26/02 A L 61-14
 11/06/04 A L 24-6
 11/05/05 A L 28-14
 11/11/06 H L 24-17
 12/01/07 A W 38-32
 10/07/08 H L 30-17
 11/21/09 A L 47-21
 12/04/10 H L 44-7
 11/19/11 A L 34-7
 10/27/12 H W 37-28

Tulane (1-1)

11/02/13 H W 34-17
 11/18/23 H W 24-8

Tulsa (2-1)

09/13/14 H W 50-21
 09/05/15 A L47-44 (ot)
 10/07/23 H W 20-17

UAB (6-4)

09/06/08 H W 49-34

11/07/09 A L 56-29
 09/02/10 A W 32-31
 11/26/11 H W 38-35
 10/5/13 A W 21-23
 11/01/14 H L 31-28
 12/07/19 H W 49-6
 10/09/21 A L 31-14
 10/29/22 H W 24-17
 11/04/23 A L 45-42

UCF (0-4)

09/13/03 A L 33-29
 09/21/18 A L 56-36
 09/07/19 H L 48-14
 09/17/22 H L 40-14

ULM (2-7)

10/23/04 H L 17-13
 08/22/05 H L 28-21
 09/30/06 A W 21-19
 10/27/07 H L33-30 (ot)
 10/25/08 A W 29-28
 09/26/09 H L 27-25
 10/09/10 A L 20-17
 12/03/11 H L 26-0
 10/13/12 A L 35-14

USF (2-3)

08/29/02 A L 51-10
 10/06/07 H L 35-23
 10/02/10 A L 31-3
 09/14/13 A W 28-10
 10/14/23 A W 56-14

UTEP (2-1)

10/24/15 A L 27-17
 11/12/16 H W 35-31
 10/30/21 H W 28-25
 10/22/22 A L 24-21

UTSA (3-1)

09/27/14 H W 41-37
 11/23/19 A W 40-26
 10/31/20 H W 24-3
 10/21/23 H L 36-10

Valdosta (0-1)

09/06/03 H L 45-17

Wagner (2-0)

08/31/12 H W 7-2
 09/21/19 H W 42-7

Wisconsin (0-1)

09/09/17 A L 31-14

WKU (9-5)

10/18/08 A W 24-20
 11/28/09 H W 29-23
 11/06/10 A W 17-16
 11/15/11 H L 20-0
 11/10/12 A W 37-28
 10/18/14 H W 45-38
 11/07/15 A L 35-19
 10/29/16 H L 52-3
 10/28/17 A W 42-28
 11/10/18 H W 34-15
 11/02/19 A W 35-24
 11/07/20 H W 10-6
 11/20/21 A L 52-17
 11/26/22 H L32-31 (ot)

Wyoming (0-2)

10/03/09 H L 30-28
 09/24/14 A L 20-19

Youngstown State (1-1)

10/12/02 H L 24-17
 09/20/03 A W 13-6

FLORIDA ATLANTIC UNIVERSITY - MAKING WAVES

Florida Atlantic University, established in 1961, officially opened its doors in 1964 as the fifth public university in Florida. Today, Florida Atlantic serves more than 30,000 undergraduate and graduate students across six campuses located along the southeast Florida coast. Florida Atlantic is an energetic and dynamic institution, determined to propel itself to the forefront of innovation and scholarship. In recent years, the University has doubled its research expenditures and outpaced its peers in student achievement rates. Florida Atlantic is highly ranked by U.S. News & World Report for "Social Mobility" and a top degree producer for African American and Hispanic students. Florida Atlantic is also consistently ranked as the most ethnically and culturally diverse institution in Florida's State University System.

Florida Atlantic is designated a Hispanic-serving institution, ranked as a top public university by U.S. News & World Report and a High Research Activity institution by the Carnegie Foundation for the Advancement of Teaching. To enhance interdisciplinary and collaborative research, Florida Atlantic has established four university-wide research institutes focused on the University's strengths. These are dedicated to improving and addressing diseases of the brain, enhancing human health and quality of life, protecting the environment locally and globally, and using sensors to monitor the world around us.

Florida Atlantic's 10 colleges, offering more than 170 undergraduate and graduate degree programs, are: the Dorothy F. Schmidt College of Arts and Letters, the College of Business, the College of Education, the College of Engineering and Computer Science, the Graduate College, the Harriet L. Wilkes

Honors College, the Charles E. Schmidt College of Medicine, the Christine E. Lynn College of Nursing, the Charles E. Schmidt College of Science, and the College of Social Work and Criminal Justice. Additionally, Florida Atlantic's Osher Lifelong Learning Institute offers non-credit courses on a wide variety of subjects to people of retirement age.

Florida Atlantic is a member of The American Athletic Conference and the Coastal Collegiate Sports Association and Conference USA with nearly 500 student-athletes and 19 NCAA Division I teams.





2024-25 Fla. Atlantic Football
Overall Team Statistics
All games

Team Statistics

	FAU	OPP
Scoring	55	60
Points per game	18.3	20.0
Points Off Turnovers	31	14
First Downs	57	58
Rushing	23	33
Passing	26	20
Penalty	8	5
Rushing Yardage	433	671
Yards gained rushing	491	707
Yards lost rushing	58	36
Rushing attempts	116	120
Average per rush	3.7	5.6
Average per game	144.3	223.7
TDs Rushing	5	4
Passing Yardage	470	439
Comp-Att-Int	51-88-3	32-63-5
Average per pass	5.3	7.0
Average per catch	9.2	13.7
Average per game	156.7	146.3
TDs Passing	2	4
Total offense	903	1110
Total plays	204	183
Average per play	4.4	6.1
Average per game	301.0	370.0
Kick returns: #-Yards	5-91	3-91
Punt returns: #-Yards	4-28	6-19
Int returns: #-Yards	5-141	3-56
Kick return average	18.2	30.3
Punt return average	7.0	3.2
Int return average	28.2	18.7
Fumbles-Lost	3-0	6-4
Penalties-Yards	20-154	23-213
Average per game	51.3	71.0
Punts-Yards	14-609	11-505
Average per punt	43.5	45.9
Net punt average	38.9	42.5
Kickoffs-Yards	13-836	12-732
Average per kick	64.3	61.0
Net kick average	38.5	39.3
Time of possession / game	29:33	30:20
3rd-down conversion	9/40	10/33
3rd-down pct	23%	30%
4rd-down conversion	7/12	3/5



2024-25 Fla. Atlantic Football
Overall Team Statistics
All games

	FAU	OPP
4rd-down pct	58%	60%
Sacks by-Yards	2-9	8-30
Misc Yards	0	0
Touchdowns scored	7	8
Field goals - attempts	2-4	1-2
On-Side kicks	0-0	0-0
Red-zone scores	(7-11) 64%	(5-10) 50%
Red-zone touchdowns	(6-11) 55%	(4-10) 40%
PAT-attempts	(7-7) 100%	(7-7) 100%
2-point conversion-attempts	(0-0) 0%	(0-1) 0%
Attendance	46093	70271
Games / Avg per game	2/23047	1/70271
Neutral site games	-	0/0

Score by Periods

Team	1st	2nd	3rd	4th	OT	TOT
Fla. Atlantic	7	27	21	0	0	55
Opponents	23	14	10	13	0	60



2024-25 Fla. Atlantic Football
Combined Team Statistics
All games

Team Results

Date	Opponent	Score	Att.
08/30/2024	at Michigan St.	L 10-16	70271
* 09/07/2024	Army West Point	L 7-24	21810
09/14/2024	FIU	W 38-20	24283

Game Records

Record	Overall	Home	Away	Neutral
ALL GAMES	1-2	1-1	0-1	0-0
CONFERENCE	0-1	0-1	0-0	0-0
NON-CONFERENCE	1-1	1-0	0-1	0-0

Rushing

Player	gp	att	gain	loss	net	avg	td	lg	avg/g
Zuberi Mobley	3	33	181	3	178	5.4	3	72	59.3
Cam Fancher	3	43	182	41	141	3.3	1	20	47.0
CJ Campbell Jr.	3	39	124	14	110	2.8	1	11	36.7
Omari Hayes	3	1	4	0	4	4.0	0	4	1.3
Total	3	116	491	58	433	3.7	5	72	144.3
Opponents	3	120	707	36	671	5.6	4	63	223.7

Passing

Player	gp	effic	comp-att-int	pct	yds	td	lg	avg/g
Cam Fancher	3	103.5	51-88-3	58.0	470	2	28	156.7
Total	3	103.5	51-88-3	58.0	470	2	28	156.7
Opponents	3	114.4	32-63-5	50.8	439	4	44	146.3

Receiving

Player	gp	no.	yds	avg	td	lg	avg/g
Omari Hayes	3	10	132	13.2	1	28	44.0
CJ Campbell Jr.	3	9	81	9.0	0	23	27.0
Milan Tucker	3	6	43	7.2	0	18	14.3
Marlyn Johnson	3	5	41	8.2	0	11	13.7
George Johnson	3	5	35	7.0	0	9	11.7
Zuberi Mobley	3	4	24	6.0	0	11	8.0
Jayshon Platt	3	4	38	9.5	1	11	12.7
Wyatt Sullivan	3	2	17	8.5	0	15	5.7
Zeke Moore	3	2	4	2.0	0	7	1.3
Joseph Young	3	2	41	20.5	0	22	13.7
Caleb Coombs	2	1	7	7.0	0	7	3.5
Dom Henry	3	1	7	7.0	0	7	2.3
Total	3	51	470	9.2	2	28	156.7
Opponents	3	32	439	13.7	4	44	146.3

Team Statistics

	FAU	OPP
First Downs	57	58
Rushing	23	33
Passing	26	20
Penalty	8	5
Rushing Yardage	433	671
Rushing attempts	116	120
Average per rush	3.7	5.6
Average per game	144.3	223.7
TDs Rushing	5	4
Passing Yardage	470	439
Comp-Att-Int	51-88-3	32-63-5
Average per pass	5.3	7.0
Average per catch	9.2	13.7
Average per game	156.7	146.3
TDs Passing	2	4
Total offense	903	1110
Average per play	4.4	6.1
Average per game	301.0	370.0
Kick returns: #-Yards	5-91	3-91
Punt returns: #-Yards	4-28	6-19
Int returns: #-Yards	5-141	3-56
Fumbles-Lost	3-0	6-4
Penalties-Yards	20-154	23-213
Punts-Avg	14-43.5	11-45.9
Time of possession / game	29:33	30:20
3rd-down conversion	9/40	10/33
4rd-down conversion	7/12	3/5
PAT-attempts	(7-7) 100%	(7-7) 100%
2-point conversion-attempts	(0-0) 0%	(0-1) 0%

Interceptions

Player	no.	yds	avg	td	lg
Kahzir Brown	2	0	0.0	0	0
Phillip Dunnam	2	140	70.0	0	82
Daedae Hill	1	1	1.0	0	1
Total	5	141	28.2	0	82
Opponents	3	56	18.7	0	41



2024-25 Fla. Atlantic Football
Combined Team Statistics
All games

Field Goals

Player	fg	pct.	01-19	20-29	30-39	40-49	50-99	lg	blk
Morgan Suarez	2-3	66.7	0-0	1-1	0-1	1-1	0-0	43	1
Carter Davis	0-1	0.0	0-0	0-0	0-0	0-1	0-0	0	0
Opponents	1-2	50.0	0-0	0-0	1-1	0-1	0-0	35	0

Punting

Player	no.	yds	avg	lg	tb	fc	i20	50+	blk
Logan Lupo	13	603	46.4	58	2	3	4	6	0
Team	1	6	6.0	0	0	0	0	0	1
Total	14	609	43.5	58	2	3	4	6	1
Opponents	11	505	45.9	58	1	3	5	3	0

Scoring

Player	td	fg	PAT						pts
			kick	rush	rcv	pass	dxp	saf	
Zuberi Mobley	3	-	-	-	-	-	-	-	18
Morgan Suarez	-	2-3	7-7	-	-	-	-	-	13
CJ Campbell Jr.	1	-	-	-	-	-	-	-	6
Cam Fancher	1	-	-	-	-	-	-	-	6
Omari Hayes	1	-	-	-	-	-	-	-	6
Jayshon Platt	1	-	-	-	-	-	-	-	6
Total	7	2-4	7-7	0	0	0	0	0	55
Opponents	8	1-2	7-7	0	0	0	0	1	60

Punt Returns

Player	no.	yds	avg	td	lg
Omari Hayes	4	28	7.0	0	12
Total	4	28	7.0	0	12
Opponents	6	19	3.2	0	8

Kick Returns

Player	no.	yds	avg	td	lg
Milan Tucker	4	66	16.5	0	20
Gemari Sands	1	25	25.0	0	25
Total	5	91	18.2	0	25
Opponents	3	91	30.3	0	33

Score by Periods

Team	1st	2nd	3rd	4th	OT	TOT
Fla. Atlantic	7	27	21	0	0	55
Opponents	23	14	10	13	0	60

All Purpose

Player	g	rush	rcv	pr	kr	ir	total	avg/g
Zuberi Mobley	3	178	24	0	0	0	202	67.3
CJ Campbell Jr.	3	110	81	0	0	0	191	63.7
Omari Hayes	3	4	132	28	0	0	164	54.7
Cam Fancher	3	141	0	0	0	0	141	47.0
Phillip Dunnam	3	0	0	0	0	140	140	46.7
Milan Tucker	3	0	43	0	66	0	109	36.3
Marlyn Johnson	3	0	41	0	0	0	41	13.7
Joseph Young	3	0	41	0	0	0	41	13.7
Jayshon Platt	3	0	38	0	0	0	38	12.7
George Johnson	3	0	35	0	0	0	35	11.7
Gemari Sands	3	0	0	0	25	0	25	8.3
Wyatt Sullivan	3	0	17	0	0	0	17	5.7
Caleb Coombs	2	0	7	0	0	0	7	3.5
Dom Henry	3	0	7	0	0	0	7	2.3
Zeke Moore	3	0	4	0	0	0	4	1.3
Daedae Hill	3	0	0	0	0	1	1	0.3
Total	3	433	470	28	91	141	1163	387.7
Opponents	3	671	439	19	91	56	1276	425.3

Total Offense

Player	g	plays	rush	pass	total	avg/g
Cam Fancher	3	131	141	470	611	203.7
Zuberi Mobley	3	33	178	0	178	59.3
CJ Campbell Jr.	3	39	110	0	110	36.7
Omari Hayes	3	1	4	0	4	1.3
Total	3	204	433	470	903	301.0
Opponents	3	183	671	439	1110	370.0



2024-25 Fla. Atlantic Football
 Combined Team Statistics
 All games

Team Defense

##	Player	gp	Tackles				Sacks	Pass defense			Fumbles		blkd	
			ua	a	tot	tfl/yds		no-yds	int-yds	brup	qbh	fr-yds	ff	kick
43	Jackson Ambush	3	3	18	21	0.5-0	.	.	1	
1	CJ Heard	3	10	10	20	2-0	1	.	
5	Jayden Williams	3	7	11	18	0.5-2	.	.	1	.	1-0	.	.	
3	Eddie Williams	3	4	11	15	1.5-3	
9	Desmond Tisdol	3	7	6	13	1-2	.	.	1	
49	Chris Jones	3	6	6	12	1.5-2	.	.	1	
11	Kahzir Brown	3	3	9	12	.	.	2-0	1	1	.	.	.	
44	Jarrett Jerrels	3	4	5	9	
4	Phillip Dunnam	3	3	6	9	.	.	2-140	.	1	.	.	.	
18	Jaden Wheeler	3	3	5	8	0.5-1	.	.	1	.	1-0	.	.	
16	Chisom Ifeanyi	3	4	3	7	1.5-6	1-5	.	.	1	.	.	.	
50	Jacob Merrifield	2	1	6	7	
24	Michal Antoine	3	4	3	7	0.5-1	1	.	
0	Wendol Philord	3	3	4	7	1	.	
97	Devonta Davis	3	2	3	5	1-4	1-4	1	.	
6	Daedae Hill	3	1	3	4	1-3	.	1-1	1	
95	Marlon Bradley	3	.	3	3	1	.	.	.	
22	Lawrence Johnson	3	2	1	3	
93	Eric Brantley Jr	3	1	2	3	0.5-0	1	.	
7	Bryce Langston	3	.	2	2	
5	CJ Campbell Jr.	3	1	1	2	
28	Zyere Horton	2	1	1	2	
92	Kiemar Richardson	3	2	.	2	
90	Gavench Marcelin	2	2	.	2	
80	Joseph Young	3	1	1	2	
2	Wilky Denaud	3	.	2	2	
1	Cam Fancher	3	1	.	1	
10	Omari Hayes	3	1	.	1	
19	Dom Henry	3	1	.	1	
12	Cameron Goggins	2	1	.	1	
38	Morgan Suarez	3	
Totals		3	79	122	201	10-24	2-9	5-141	7	4	4-0	5	0	0
Opponents		3	105	102	207	19-60	8-30	3-56	7	12	0-0	1	2	1



2024-25 Fla. Atlantic Football
Individual Statistics
All games

Rushing

Player	gp	att	gain	loss	net	avg	td	lg	avg/g
Zuberi Mobley	3	33	181	3	178	5.4	3	72	59.3
Cam Fancher	3	43	182	41	141	3.3	1	20	47.0
CJ Campbell Jr.	3	39	124	14	110	2.8	1	11	36.7
Omari Hayes	3	1	4	0	4	4.0	0	4	1.3
Total	3	116	491	58	433	3.7	5	72	144.3
Opponents	3	120	707	36	671	5.6	4	63	223.7

Passing

Player	gp	effic	comp-att-int	pct	yds	td	lg	avg/g
Cam Fancher	3	103.5	51-88-3	58.0	470	2	28	156.7
Total	3	103.5	51-88-3	58.0	470	2	28	156.7
Opponents	3	114.4	32-63-5	50.8	439	4	44	146.3

Receiving

Player	gp	no.	yds	avg	td	lg	avg/g
Omari Hayes	3	10	132	13.2	1	28	44.0
CJ Campbell Jr.	3	9	81	9.0	0	23	27.0
Milan Tucker	3	6	43	7.2	0	18	14.3
Marlyn Johnson	3	5	41	8.2	0	11	13.7
George Johnson	3	5	35	7.0	0	9	11.7
Zuberi Mobley	3	4	24	6.0	0	11	8.0
Jayshon Platt	3	4	38	9.5	1	11	12.7
Wyatt Sullivan	3	2	17	8.5	0	15	5.7
Zeke Moore	3	2	4	2.0	0	7	1.3
Joseph Young	3	2	41	20.5	0	22	13.7
Caleb Coombs	2	1	7	7.0	0	7	3.5
Dom Henry	3	1	7	7.0	0	7	2.3
Total	3	51	470	9.2	2	28	156.7
Opponents	3	32	439	13.7	4	44	146.3

Punt Returns

Player	no.	yds	avg	td	lg
Omari Hayes	4	28	7.0	0	12
Total	4	28	7.0	0	12
Opponents	6	19	3.2	0	8

Interceptions

Player	no.	yds	avg	td	lg
Kahzir Brown	2	0	0.0	0	0
Phillip Dunnam	2	140	70.0	0	82
Daedae Hill	1	1	1.0	0	1
Total	5	141	28.2	0	82
Opponents	3	56	18.7	0	41

Kick Returns

Player	no.	yds	avg	td	lg
Milan Tucker	4	66	16.5	0	20
Gemari Sands	1	25	25.0	0	25
Total	5	91	18.2	0	25
Opponents	3	91	30.3	0	33

Fumble Returns

Player	no.	yds	avg	td	lg
CJ Heard	2	0	0.0	0	0
Jayden Williams	1	0	0.0	0	0
Jaden Wheeler	1	0	0.0	0	0
Total	4	0	0.0	0	0
Opponents	0	0	0.0	0	0



2024-25 Fla. Atlantic Football
Individual Statistics
All games

Scoring

Player	td	fg	PAT						dxp	saf	pts
			kick	rush	rcv	pass					
Zuberi Mobley	3	-	-	-	-	-	-	-	-	18	
Morgan Suarez	-	2-3	7-7	-	-	-	-	-	-	13	
CJ Campbell Jr.	1	-	-	-	-	-	-	-	-	6	
Cam Fancher	1	-	-	-	-	-	-	-	-	6	
Omari Hayes	1	-	-	-	-	-	-	-	-	6	
Jayshon Platt	1	-	-	-	-	-	-	-	-	6	
Total	7	2-4	7-7	0	0	0	0	0	0	55	
Opponents	8	1-2	7-7	0	0	0	0	0	1	60	

Field Goals

Player	fg	pct.	01-19	20-29	30-39	40-49	50-99	lg	blk
Morgan Suarez	2-3	66.7	0-0	1-1	0-1	1-1	0-0	43	1
Carter Davis	0-1	0.0	0-0	0-0	0-0	0-1	0-0	0	0
Opponents	1-2	50.0	0-0	0-0	1-1	0-1	0-0	35	0

FG Sequence

Team Name	Fla. Atlantic	Opponents
Michigan St.	(43),44	
FIU	(28),39	41
Army West Point		(35)

Numbers in (parentheses) indicate field goal was made

All Purpose

Player	g	rush	rcv	pr	kr	ir	total	avg/g
Zuberi Mobley	3	178	24	0	0	0	202	67.3
CJ Campbell Jr.	3	110	81	0	0	0	191	63.7
Omari Hayes	3	4	132	28	0	0	164	54.7
Cam Fancher	3	141	0	0	0	0	141	47.0
Phillip Dunnam	3	0	0	0	0	140	140	46.7
Milan Tucker	3	0	43	0	66	0	109	36.3
Marlyn Johnson	3	0	41	0	0	0	41	13.7
Joseph Young	3	0	41	0	0	0	41	13.7
Jayshon Platt	3	0	38	0	0	0	38	12.7
George Johnson	3	0	35	0	0	0	35	11.7
Gemari Sands	3	0	0	0	25	0	25	8.3
Wyatt Sullivan	3	0	17	0	0	0	17	5.7
Caleb Coombs	2	0	7	0	0	0	7	3.5
Dom Henry	3	0	7	0	0	0	7	2.3
Zeke Moore	3	0	4	0	0	0	4	1.3
Daedae Hill	3	0	0	0	0	1	1	0.3
Total	3	433	470	28	91	141	1163	387.7
Opponents	3	671	439	19	91	56	1276	425.3

Total Offense

Player	g	plays	rush	pass	total	avg/g
Cam Fancher	3	131	141	470	611	203.7
Zuberi Mobley	3	33	178	0	178	59.3
CJ Campbell Jr.	3	39	110	0	110	36.7
Omari Hayes	3	1	4	0	4	1.3
Total	3	204	433	470	903	301.0
Opponents	3	183	671	439	1110	370.0

Punting

Player	no.	yds	avg	lg	tb	fc	i20	50+	blk
Logan Lupo	13	603	46.4	58	2	3	4	6	0
Team	1	6	6.0	0	0	0	0	0	1
Total	14	609	43.5	58	2	3	4	6	1
Opponents	11	505	45.9	58	1	3	5	3	0

Kickoffs

Player	no.	yds	avg	tb	ob	retn	net	ydln
Carter Davis	13	836	64.3	9	0			
Total	13	836	64.3	9	0	3	38.5	26
Opponents	12	732	61.0	6	0	5	39.3	25



2024-25 Fla. Atlantic Football
Overall Defense Statistics
All games

Team Defense

##	Player	gp	Tackles				tfl/yds	Sacks no-yds	Pass defense			Fumbles		blkd	
			ua	a	tot				int-yds	brup	qbh	fr-yds	ff	kick	saf
43	Jackson Ambush	3	3	18	21	0.5-0	.	.	1	
1	CJ Heard	3	10	10	20	2-0	1	.	.	
5	Jayden Williams	3	7	11	18	0.5-2	.	.	1	.	1-0	.	.	.	
3	Eddie Williams	3	4	11	15	1.5-3	
9	Desmond Tisdol	3	7	6	13	1-2	.	.	1	
49	Chris Jones	3	6	6	12	1.5-2	.	.	1	
11	Kahzir Brown	3	3	9	12	.	.	2-0	1	1	
44	Jarrett Jerrels	3	4	5	9	
4	Phillip Dunnam	3	3	6	9	.	.	2-140	.	1	
18	Jaden Wheeler	3	3	5	8	0.5-1	.	.	1	.	1-0	.	.	.	
16	Chisom Ifeanyi	3	4	3	7	1.5-6	1-5	.	.	1	
0	Wendol Philord	3	3	4	7	1	.	.	
24	Michal Antoine	3	4	3	7	0.5-1	1	.	.	
50	Jacob Merrifield	2	1	6	7	
97	Devonta Davis	3	2	3	5	1-4	1-4	1	.	.	
6	Daedae Hill	3	1	3	4	1-3	.	1-1	1	
22	Lawrence Johnson	3	2	1	3	
95	Marlon Bradley	3	.	3	3	1	
93	Eric Brantley Jr	3	1	2	3	0.5-0	1	.	.	
28	Zyere Horton	2	1	1	2	
5	CJ Campbell Jr.	3	1	1	2	
7	Bryce Langston	3	.	2	2	
92	Kiemar Richardson	3	2	.	2	
90	Gavench Marcelin	2	2	.	2	
80	Joseph Young	3	1	1	2	
2	Wilky Denaud	3	.	2	2	
1	Cam Fancher	3	1	.	1	
10	Omari Hayes	3	1	.	1	
19	Dom Henry	3	1	.	1	
12	Cameron Goggins	2	1	.	1	
	Totals	3	79	122	201	10-24	2-9	5-141	7	4	4-0	5	0	0	
	Opponents	3	105	102	207	19-60	8-30	3-56	7	12	0-0	1	2	1	