

# MEMPHIS FOOTBALL

SERVPRO FIRST RESPONDER BOWL • TUESDAY, DECEMBER 27, 2022 • 2:15 PM CT • GERALD J. FORD STADIUM • DALLAS, TEXAS • ESPN

## MEMPHIS TIGERS

6-6 OVERALL • 3-5 AMERICAN

HEAD COACH: RYAN SILVERFIELD (3RD SEASON)  
RECORD AT MEMPHIS: 20-16  
CAREER RECORD: 20-16 (3RD OVERALL)  
STREAK: LOST 1  
LAST RESULT: L, 31-34 AT SMU



vs.



## UTAH STATE AGGIES

6-6 OVERALL • 5-3 MOUNTAIN WEST

HEAD COACH: BLAKE ANDERSON (2ND SEASON)  
RECORD AT UTAH STATE: 17-9  
CAREER RECORD: 68-46 (9TH OVERALL)  
STREAK: LOST 1  
LAST RESULT: L, 23-42 AT BOISE STATE

### MEDIA INFORMATION

#### TELEVISION • ESPN

Play-by-play.....Mike Monaco  
Analyst.....Charles Arbuckle  
Sideline.....Nicole Rigoni

#### RADIO • TIGER SPORTS NETWORK

Play-by-play.....Dave Woloshin  
Analyst.....Jarvis Greer  
Sideline.....Greg Gaston  
Flagship 98.9 THE ROAR OF MEMPHIS  
Affiliates WXXM-FM 98.1, Memphis, Tenn.  
WNQM-AM 1300, Nashville, Tenn.  
Sirius XM Channel 381  
SXM App Channel 971

#### TWITTER • #GOTIGERSGO

Team Account.....@MemphisFB  
Athletic Department Account.....@TigersAthletics  
Facebook...../MemphisTigers  
Instagram.....@MemphisFootball  
TikTok.....@MemphisFootball

### SERIES HISTORY

SERIES HISTORY: MEMPHIS LEADS, 4-3  
LAST MEETING: MEMPHIS WON, 31-26 (9/17/77)

NEUTRAL SITE RECORD: --  
FIRST MEETING: MEMPHIS WON, 7-0 (11/6/65)

### SETTING THE SCENE

- The University of -Memphis football team will face Utah State in the SERVPRO First Responder Bowl on Tuesday, Dec. 27 at 2:15 p.m. in Dallas, Texas. The game will be broadcast nationally on ESPN.
- The bowl marks the ninth-straight year that the Tigers have been bowl eligible, which ranks ninth amongst all NCAA teams and is the best stretch of any non-Power 5 team.
- Memphis is 6-8 all-time in bowl games, with the 2021 EasyPost Hawai'i Bowl being canceled due to COVID issues in the Hawai'i program last year.
- Ryan Silverfield has led the program to bowl games in all three seasons as head coach and has been on staff for the past seven years, with Memphis earning bowl berths each season.
- The Tigers had six players earn All-American Athletic Conference accolades following the season, led by defensive back Quindell Johnson and kicker Chris Howard earning first-team honors.
- Tight end Caden Prieskorn and linebacker Xavier "Zay" Cullens earned second-team All-AAC accolades, while defensive lineman Jaylon Allen and defensive back Davion Ross were named Honorable-Mention All-AAC.
- The Tigers have forced at least one turnover in 14 of their last 17 games, piling up 31 takeaways over that span.

### SCOUTING UTAH STATE

- Utah State comes in to the SERVPRO First Responder Bowl with an overall record of 6-6 on the season and a mark of 5-3 in Mountain West play.
- The Aggies defeated three bowl teams during the year - Air Force, San Jose State and UConn.
- Utah State has earned a bowl berth in five of the last six seasons and 10 out of the last 12 years.
- The Aggies had nine players earn All-MWC honors, led by first-team selection OL Alfred Edwards who was named First-Team.
- Utah State ranks 25th in passing yards allowed (198.4), 31st in tackles for loss (6.7), 43rd in passes intercepted (11).
- DB Ike Larson leads the nation with three blocked kicks and is 17th in nation with four interceptions.
- RB Calvin Tyler Jr. is 31st in the nation with 1,043 rushing yards.

### INSIDE THE SERIES

- The SERVPRO First Responder Bowl will mark the eighth all-time meeting between Memphis and Utah State. The Tigers hold a 4-3 advantage over the Aggies in the series.
- The teams first met on the field in 1965 and played seven times from then until the 1977 season.
- The two programs have never met in a bowl game before.

### QUICK STATS COMPARISON

Team Statistic	Memphis	Utah State
Points/Game	34.9	23.4
Rushing Yards/Game	142.1	162.1
Passing Yards/Game	279.8	200.2
Total Offense/Game	421.9	362.3
Penalties-Yards	48-424	103-953
Third-Down Conversions	82-180 (46%)	61-188 (32%)
Fourth-Down Conversions	13-24 (54%)	18-34 (53%)
Red-Zone Scores	52-59 (88%)	26-37 (41%)

### 2022 SCHEDULE AND RESULTS

 AT MISSISSIPPI STATE SEPT. 3 L, 23-49	 AT NAVY* SEPT. 10 W, 37-13	 ARKANSAS STATE SEPT. 17 W, 44-32	 NORTH TEXAS SEPT. 24 W, 44-34	 TEMPLE* OCT. 1 W, 24-3	 HOUSTON* OCT. 7 L, 32-33	 AT EAST CAROLINA* OCT. 15 L, 45-47 (40T)	 AT #25/25 TULANE* OCT. 22 L, 28-38	 #25/25/25 UCF* NOV. 5 L, 28-35	 TULSA* NOV. 10 W, 26-10	 NORTH ALABAMA NOV. 19 W, 59-0	 AT SMU* NOV. 26 L, 31-34	 VS. UTAH STATE DEC. 27 2:15 P.M. ESPN
---	---	---	--	---	---	---	---	---	--	--	---	---

## THIS WEEK'S SCHEDULE

22	THURSDAY	23	FRIDAY	24	SATURDAY	25	SUNDAY	26	MONDAY	27	TUESDAY
Players' Off Day - No Practice Billy J. Murphy Athletic Complex  No coach or player availability.		Practice - Closed to Media Billy J. Murphy Athletic Complex  No coach or player availability.		Practice - Closed to Media Gerald J. Ford Stadium  Press Conference - 1:15 p.m. Head Coach <b>Ryan Silverfield</b> will meet with the media via Zoom.		Practice - Closed to Media Gerald J. Ford Stadium  No coach or player availability.		Practice - Closed to Media Gerald J. Ford Stadium  Press Conference - 12:30 p.m. Head Coach <b>Ryan Silverfield</b> will meet with the media via Zoom.		Gameday vs. Utah State Kickoff - 2:15 p.m. ESPN Gerald J. Ford Stadium Dallas, Texas  Memphis players and Coach Ryan Silverfield press conferences conducted following the conclusion of the game.	

## QUICK FACTS

Nickname ..... Tigers  
Mascot ..... Bengal Tiger  
Enrollment ..... 21,917  
Colors ..... Blue & Gray  
Conference ..... American Athletic Conference  
Stadium ..... Simmons Bank Liberty Stadium  
Capacity ..... 58,325  
Playing Surface ..... AstroTurf®  
Affiliation ..... NCAA FBS  
President ..... Dr. Bill Hardgrave  
Athletics Director ..... Laird Veatch  
Faculty Athletics Rep. .... Lynda Wray Black

Head Coach ..... Ryan Silverfield  
Record at Memphis ..... 20-16/Third Year  
Overall Record ..... 20-16  
Offensive Scheme ..... Multiple  
Defensive Scheme ..... Multiple

2021 Record ..... 6-6  
AAC Record/Finish ..... 3-5/T-7th  
All-Time Record ..... 520-536-33  
First Year of Competition ..... 1912  
Bowl Appearances ..... 16  
Last Appearance ... 2022, SERVPRO First Reponder Bowl  
First Team All-Americans ..... 20  
Offensive Starters R/L ..... 7/4  
Defensive Starters R/L ..... 5/6  
Kicking Game R/L ..... 2/0  
Total Lettermen Returning ..... 51  
Total Lettermen Lost ..... 29

Facebook ..... /MemphisTigers  
Twitter ..... @TigersAthletics  
..... @MemphisFB  
Instagram ..... @MemphisAthletics  
..... @MemphisFootball  
TikTok ..... @Memphis Football



## MEDIA INFORMATION

## BILLY J. MURPHY COMPLEX

- Memphis will practice at its home site, the Billy J. Murphy Complex, located on the University of Memphis Park Avenue Campus.

Murphy Complex  
1115 E. Getwell Loop  
Memphis, TN 38152

## PRACTICE INTERVIEWS

- Practice sessions are closed to the media. Coaches and players will be available for interviews in conjunction with practice on select days via Zoom.

## POSTGAME INTERVIEWS

- The Memphis locker room is **closed**. Head coach Ryan Silverfield and requested players will be made available to the media after a cooling off period.

## VIDEO GUIDELINES

- For non-game footage, accredited organizations may distribute non-game audio and video content online, including interviews, press conferences and team practice provided that such distribution is three (3) minutes maximum per content opportunity per day, appears in an editorial context only and is **not posted live** (including through social media apps such as Periscope, Twitter, Facebook, etc.).
- The three-minute limit does not include video/audio material that is comprised entirely of a credentialed media employee providing commentary or analysis, including pre- or post-practice stand-up material shot on the field or other facility location.

## COLLEGEPRESSBOX.COM

- CollegePressBox.com is the official media website for Division I football. Access and download weekly game notes, quotes, statistics, media guides, headshots, logos and more for each conference and its member schools. Register for access at collegepressbox.com/register.

## INTEGRATED COMMUNICATIONS STAFF

Primary Football Contact ..... Scott Burns  
Mobile Number ..... 812-322-5285  
Email Address ..... scott.burns@memphis.edu  
Twitter ..... @scott\_\_burns

Secondary Football Contact ..... Brock Busick  
Mobile Number ..... 515-979-9812  
Email Address ..... brbusick@memphis.edu  
Twitter ..... @brock\_busick

Associate Director ..... Kirk Downs  
Email Address ..... kcdowns@memphis.edu  
Twitter ..... @kirk\_downs2

Associate Director ..... Claire Johnson  
Email Address ..... claire.johnson@memphis.edu  
Twitter ..... @clairej1294

Director of Digital Media ..... Brad Pope  
Email Address ..... sbpope@memphis.edu

Asst. Director of Digital Media ..... Nathan Galloway  
Email Address ..... nrgllway@memphis.edu

## Memphis Integrated Communications

570 Normal Street  
Memphis, TN 38152  
Fax: 901-678-4134

## Simmons Bank Liberty Stadium

335 Hollywood Street  
Memphis, TN 38104  
Phone: 901-729-4344

## ALPHABETICAL ROSTER

No.	Name	Pos.
54	Brackston Alford	OL
22	Jaylon Allen	DL
36	Anthony Ballard Jr.	LB
27	Antwain Barham	LB
16	Hydee Barlow	DL
2	Julian Barnett	DB
35	DJ Bell	DB
0	Zy Brockington	DL
91	Jorhdan Brown	DL
37	Kris Burress	DB
9	Geoffrey Cantin-Arku	LB
56	Davion Carter	OL
21	Tevin Carter	QB
10	An'Darius Coffey	RB
42	Colby Cox	LS
49	Billy Crookston	TE
89	Braxton Crouse	WR
8	Xavier "Zay" Cullens	LB
75	Matt Dale	OL
17	Joe Doyle	P
85	Koby Drake	WR
8	Jevyon Ducker	RB
97	Wardalis Ducksworth	DL
44	Bryce Edmondson	LB
41	Greg Estrella	DB
3	Cincir Evans	LB
81	Reid Flanagan	TE
65	Jonah Gambill	OL
99	Eric Gaston	DL
78	Mitchell Gildehaus	OL
46	Tanner Gillis	P
1	Ryan Glover	QB
47	Noah Grant	K
24	Jalen Greenwood	RB
12	Cormontae Hamilton	DL
21	Trevor Hardy	DB
13	John Hassell	TE
19	Jamari Hawkins	WR
5	Seth Henigan	QB
16	Chris Howard	K
23	Hunter Hulsey	QB
4	Javon Ivory	WR
10	Cam'Ron Jackson	DL
84	Darias James	WR
15	Quindell Johnson	DB
33	Andrew Jones	LB
93	Meonta Kimbrough	DL
82	Anthony Landphere	TE
34	Marcus Lee Jr.	DB
18	Eddie Lewis	WR
70	Jacob Likes	OL
79	Tim Marmino	OL
28	Asa Martin	RB
40	Drew Martin	WR
12	Andrew Mason	WR
56	Donovan Mathena	LB
14	Davian Mayo	LB
51	Terrance McClain	OL
48	Javais McGhee	DB
77	Kyndall McKenzie	OL
88	Errington McRae	TE
5	Tyler Murray	LB
55	Austin Myers	OL
39	Harold Nash III	DB
25	Jared Nedd	LB
31	Joe Norwood	DB
67	Austin O'Connor	OL
26	AJ Odom	DL
43	Jawon Odoms	DB
11	Sylvonta Oliver	DB
23	Ladarian Paulk	DL
66	Hank Pearson	DB
66	Makylan Pounders	OL
86	Caden Prieskorn	TE
95	James Quinnelly	DL
13	Tyrell Raby	DB
45	Spencer Rich	LB
9	Gabriel Rogers	WR
1	Davion Ross	DB
24	Greg Rubin	DB
11	Joseph Scates	WR
29	Cameron Smith	DB
55	Dedrick Smith	DL
15	Sutton Smith	RB
92	James Stewart	DL
38	William Stewart	LS
27	Zach Switzer	WR
64	Cade Taylor	OL
3	Roc Taylor	WR
22	Brandon Thomas	RB
80	Destun Thomas	WR
87	Timothy Toney	WR
63	Noah Upchurch	OL
28	Brandon Warner	DB
63	Johnny Westbrook	DL
58	Braunson White	DL
51	Joshua White	DL
50	Royce White	OL
94	William Whitlow Jr.	DL
41	Joel Williams	DB
17	Cameron Wright	WR

## MEMPHIS NUMERICAL ROSTER

No.	Name	Pos.	Ht.	Wt.	Cl.	Hometown / Last School
0	Zy Brockington	DL	6-1	290	So.	Moultrie, Ga. / Colquitt County HS
1	Davion Ross	DB	5-10	175	Jr.	Warner Robins, Ga. / Perry HS / Eastern Kentucky
1	Ryan Glover	QB	6-1	210	R-Sr.	Atlanta, Ga. / Woodward Academy / California
2	Julian Barnett	DB	6-2	190	R-Jr.	Detroit, Mich. / Belleville HS / Michigan State
3	Cincir Evans	LB	6-4	240	R-Sr.	Memphis, Tenn. / White Station HS / Coastal Carolina
3	Roc Taylor	WR	6-3	215	So.	Oxford, Ala. / Oxford HS
4	Javon Ivory	WR	6-1	200	R-Jr.	Grove Hill, Ala. / Clarke County HS
5	Seth Henigan	QB	6-3	210	So.	Denton, Texas / Denton Ryan HS
5	Tyler Murray	LB	6-1	225	5th	Jacksonville, Fla. / Baldwin HS / Charlotte
8	Xavier "Zay" Cullens	LB	5-11	225	5th	Ecru, Miss. / North Pontotoc HS
8	Jevyon Ducker	RB	5-9	195	R-Sr.	Bellevue, Neb. / Bellevue West / Northern Illinois
9	Geoffrey Cantin-Arku	LB	6-3	240	R-Jr.	Lévis, Quebec, Canada / Cégep Garneau / Syracuse
9	Gabriel Rogers	WR	5-11	190	5th	Jackson, Miss. / Callaway HS / Jones County JC
10	An'Darius Coffey	RB	5-10	200	R-So.	Winona, Miss. / Winona HS
10	Cam'Ron Jackson	DL	6-6	340	R-So.	Haynesville, La. / Haynesville HS
11	Sylvonta Oliver	DB	5-9	175	5th	Senatobia, Miss. / North Panola HS / Itawamba CC
11	Joseph Scates	WR	6-2	210	R-Jr.	Dayton, Ohio / Dunbar HS / Iowa State
12	Cormontae Hamilton	DL	6-3	265	R-So.	Memphis, Tenn. / Whitehaven HS / Ohio State
12	Andrew Mason	WR	5-10	160	R-So.	Spring Hill, Tenn. / Ravenwood HS / Rice
13	John Hassell	TE	6-2	240	5th	Collierville, Tenn. / Collierville HS
13	Tyrell Raby	DB	5-11	190	R-Fr.	Baton Rouge, La. / Madison Prep Academy
14	Davian Mayo	LB	6-0	230	R-So.	Monticello, Ark. / Drew Central HS
15	Quindell Johnson	DB	6-0	205	R-Sr.	New Orleans, La. / Edna Karr HS
15	Sutton Smith	RB	5-9	185	Fr.	Powder Springs, Ga. / George Walton HS
16	Hydee Barlow	DL	5-11	270	R-So.	Forest, Miss. / Scott Central HS / Mississippi Gulf Coast CC
16	Chris Howard	K	6-2	210	R-Sr.	Ponte Verde Beach, Fla. / Ponte Verde HS / Florida
17	Joe Doyle	P	6-0	200	R-Sr.	Knoxville, Tenn. / Farragut HS / Tennessee
17	Cameron Wright	WR	6-3	210	R-Fr.	Batesville, Miss. / South Panola HS
18	Eddie Lewis	WR	6-0	190	R-Sr.	Harlem, N.Y. / Mater Dei HS / Butler CC
19	Jamari Hawkins	WR	5-9	185	Fr.	Mobile, Ala. / Baker HS
21	Tevin Carter	QB	6-3	230	Fr.	Memphis, Tenn. / PURE Youth HS
21	Trevor Hardy	DB	6-0	175	Fr.	Alabaster, Ala. / Thompson HS
22	Jaylon Allen	DL	6-3	240	R-Sr.	Humble, Texas / Atascocita HS
22	Brandon Thomas	RB	5-10	210	R-So.	North Little Rock, Ark. / North Little Rock HS
23	Hunter Hulsey	QB	6-1	190	R-Jr.	Madison, Miss. / Madison Ridgeland Academy / Northwest CC
23	Ladarian Paulk	DL	5-10	190	So.	Apopka, Fla. / Wekiva HS / Fort Scott CC
24	Jalen Greenwood	RB	5-7	180	Fr.	Memphis, Tenn. / Evangelical Christian School
24	Greg Rubin	DB	5-11	190	So.	Memphis, Tenn. / White Station HS
25	Jared Nedd	LB	5-10	230	R-Fr.	Carrollton, Ga. / Carrollton HS
26	AJ Odom	DL	6-3	220	Fr.	Oakman, Ala. / Oakman HS
27	Antwain Barham	LB	6-1	225	Fr.	Milan, Tenn. / Milan HS
27	Zach Switzer	WR	5-11	180	R-Fr.	Spring Hill, Tenn. / Summit HS
28	Asa Martin	RB	5-11	200	R-Sr.	Courtland, Ala. / Austin HS / Miami
28	Brandon Warner	DB	6-1	190	R-Fr.	Memphis, Tenn. / Ridgeway HS
29	Cameron Smith	DB	6-0	180	So.	Whiteville, N.C. / Whiteville HS
31	Joe Norwood	DB	5-11	190	R-Jr.	Chattanooga, Tenn. / Brainerd HS / New Mexico Military Institute
33	Andrew Jones	LB	6-0	215	R-Fr.	Marrero, La. / John Ehret HS
34	Marcus Lee Jr.	DB	6-0	185	Fr.	Collierville, Tenn. / Collierville HS
35	DJ Bell	DB	6-2	180	Fr.	Pensacola, Fla. / Pensacola HS
36	Anthony Ballard Jr.	LB	6-3	230	R-Sr.	Milan, Tennessee / Milan HS
37	Kris Burress	DB	6-0	190	Fr.	Sugar Hill, Ga. / Lanier HS
38	William Stewart	LS	5-11	210	R-So.	Hernando, Miss. / Lewisburg HS / Northwest Mississippi CC
39	Harold Nash III	DB	5-11	200	R-Jr.	West Bloomfield, Mich. / St. Mary's HS / Fork Union Military Academy
40	Drew Martin	DL	6-3	250	R-Jr.	North Little Rock, Ark. / North Little Rock HS
41	Joel Williams	DB	6-1	203	So.	Baton Rouge, La. / Madison Prep Academy / Kentucky
42	Colby Cox	LS	6-0	235	So.	Canton, Ga. / Woodstock HS / Mississippi State
43	Jawon Odoms	DB	6-2	185	R-Fr.	Paris, Tenn. / Henry County HS
44	Bryce Edmondson	LB	6-2	225	So.	Nashville, Tenn. / Ensworth HS
45	Spencer Rich	LB	6-1	225	R-Fr.	Brentwood, Tenn. / Brentwood HS
46	Tanner Gillis	P	6-0	200	R-So.	Olive Branch, Miss. / Lewisburg HS / Northwest Mississippi CC
47	Noah Grant	K	6-2	190	So.	Memphis, Tenn. / Briarcrest Christian HS / Navy
48	Javais McGhee	DB	6-0	170	Fr.	Anniston, Ala. / Alexandria HS
49	Billy Crookston	TE	6-5	262	So.	North Canton, Ohio / Northwest HS / Iowa Central CC
50	Royce White	OL	6-4	290	R-Fr.	Lagrange, Ga. / Troup County HS
51	Terrance McClain	OL	6-4	295	R-So.	Sumter, S.C. / Crestwood HS / Coffeyville CC
51	Joshua White	DL	6-4	300	Fr.	Ellenwood, Ga. / Cedar Grove HS
54	Brackston Alford	OL	6-3	300	R-So.	Knoxville, Tenn. / Alcoa HS
55	Austin Myers	OL	6-5	295	5th	Houston, Texas / Manvel HS / TCU
55	Dedrick Smith	DL	6-1	215	R-Fr.	Jacksonville, Fla. / Robert E. Lee HS
56	Davion Carter	OL	6-0	285	R-So.	Pearl, Miss. / Pearl HS / Northwest CC
56	Donovan Mathena	LB	5-11	230	Fr.	Collierville, Tenn. / Collierville HS
58	Braunson White	DL	6-3	230	R-Fr.	Memphis, Tenn. / Whitehaven HS
63	Noah Upchurch	OL	6-4	300	R-Fr.	Collierville, Tenn. / Collierville HS
63	Johnny Westbrook	DL	5-10	285	R-Sr.	Memphis, Tenn. / First Assembly Christian School
64	Cade Taylor	OL	6-1	280	R-So.	Jackson, Tenn. / University School of Jackson
65	Jonah Gambill	OL	6-3	305	R-So.	Cartersville, Ga. / Cartersville HS
66	Hank Pearson	DL	6-1	275	R-So.	Germantown, Tenn. / Houston HS
66	Makylan Pounders	OL	6-5	290	R-Fr.	Byhalia, Miss. / Byhalia HS
67	Austin O'Connor	OL	6-3	325	Sr.	Orland Hills, Ill. / Andrew HS
70	Jacob Likes	OL	6-3	305	R-Jr.	Memphis, Tenn. / Christian Brothers HS
75	Matt Dale	OL	6-5	330	5th	Raymond, Miss. / Kemper County HS / Hinds CC
77	Kyndall McKenzie	OL	6-2	310	Fr.	Little Rock, Ark. / Parkview Magnet HS
78	Mitchell Gildehaus	OL	6-5	285	R-So.	Washington, Mo. / St. Francis Borgia HS
79	Tim Marmino	OL	6-4	275	R-So.	Memphis, Tenn. / Fayette Academy HS
80	Destun Thomas	WR	6-0	195	Fr.	Cleveland, Tenn. / Cleveland HS
81	Reid Flanagan	TE	6-3	235	R-Fr.	Hernando, Miss. / Hernando HS
82	Anthony Landphere	TE	6-4	245	R-So.	San Mateo, Calif. / Saint Francis HS / College of San Mateo
84	Darias James	WR	5-7	156	Fr.	Jacksonville, Fla. / Trinity Christian HS
85	Koby Drake	WR	5-11	190	R-So.	White Hall, Ark. / White Hall HS
86	Caden Prieskorn	TE	6-5	255	R-Jr.	Lake Orion, Mich. / Orchard Lake HS / Fork Union Military Academy
87	Timothy Toney	WR	5-11	200	Fr.	Germantown, Tenn. / Houston HS
88	Errington McRae	TE	6-1	235	R-Fr.	Forrest City, Ark. / Springdale (Ark.) Har-Ber HS
89	Braxton Crouse	WR	6-0	180	R-So.	Collierville, Tenn. / Collierville HS
91	Jorhdan Brown	DL	6-4	308	Fr.	Harvest, Ala. / Sparkman HS
92	James Stewart	DL	6-3	250	R-Fr.	Antioch, Tenn. / Brentwood Academy
93	Meonta Kimbrough	DL	6-1	270	R-Jr.	Memphis, Tenn. / Overton HS / Kentucky Christian
94	William Whitlow Jr.	DL	6-2	260	R-Fr.	Millbrook, Ala. / Stanhope Elmore HS
95	James Quinnelly	DL	6-3	280	Fr.	Daphne, Ala. / Daphne HS
97	Wardalis Ducksworth	DL	6-4	265	5th	Mize, Miss. / Mize HS / Jones County JC
99	Eric Gaston	DL	6-5	265	Fr.	Nashville, Tenn. / Cane Ridge HS



## SEASON / CAREER STARTS

Player	2022	Career
Jaylon Allen	12	19
Brackston Alford	3	3
Julian Barnett	-	1
Geoffrey Cantin-Arku	10	10
Davion Carter	10	10
Xavier "Zay" Cullens	11	21
Matt Dale	12	30
Koby Drake	1	2
Wardalis Ducksworth	10	24
Cincir Evans	1	1
Jonah Gambill	10	18
Cormontae Hamilton	12	12
John Hassell	1	2
Seth Henigan	12	23
Javon Ivory	12	29
Cam'Ron Jackson	12	12
Quindell Johnson	11	37
Eddie Lewis	10	18
Jacob Likes	12	24
Asa Martin	2	6
Davian Mayo	1	1
Tyler Murray	12	12
Austin Myers	11	15
Sylvonta Oliver	8	12
Ladarian Paulk	7	7
Makylan Ponders	2	2
Caden Prieskorn	12	12
Gabriel Rogers	10	15
Davion Ross	6	6
Greg Rubin	8	19
Joseph Scates	2	2
Cameron Smith	2	2
Sutton Smith	1	1
Brandon Thomas	9	16
William Whitlow, Jr.	2	2
Joel Williams	1	1

## 400-YARD PASSERS

Player	2022	Career
Seth Henigan	2	4

## 300-YARD PASSERS

Player	2022	Career
Seth Henigan	4	10

## 100-YARD RUSHERS

Player	2022	Career
Brandon Thomas	0	2

## 100-YARD RECEIVERS

Player	2022	Career
Javon Ivory	1	3
Caden Prieskorn	1	1
Joseph Scates	1	1

## MEMPHIS DEPTH CHART VS. UTAH STATE

## OFFENSE

QB	5	Seth Henigan	6-3	210	So.	Denton, Texas / Denton Ryan HS
	1	Ryan Glover	6-1	210	R-Sr.	Atlanta, Ga. / Woodward Academy / California
RB	8	Jevyon Ducker	5-9	195	R-So.	Bellevue, Neb. / Bellevue West / Northern Illinois
	28	Asa Martin	5-11	200	R-Sr.	Courtland, Ala. / Austin HS / Miami
WR	4	Javon Ivory	6-1	200	R-Jr.	Grove Hill, Ala. / Clarke County HS
	3	Roc Taylor	6-3	215	So.	Oxford, Ala. / Oxford HS
WR	9	Gabriel Rogers	5-11	190	5th	Jackson, Miss. / Callaway HS / Jones County JC
	11	Joseph Scates	6-2	210	R-Jr.	Dayton, Ohio / Dunbar HS / Iowa State
WR	18	Eddie Lewis	6-0	190	R-Sr.	Harlem, N.Y. / Mater Dei HS / Butler CC
	17	Cameron Wright	6-3	210	R-Fr.	Batesville, Miss. / South Panola HS
TE	86	Caden Prieskorn	6-5	255	R-Jr.	Lake Orion, Mich. / Orchard Lake HS / Fork Union Military Academy
	82	Anthony Landphere	6-4	245	R-So.	San Mateo, Calif. / Saint Francis HS / College of San Mateo
LT	55	Austin Myers	6-5	295	5th	Houston, Texas / Manvel HS / TCU
	66	Makylan Ponders	6-5	290	R-Fr.	Byhalia, Miss. / Byhalia HS
LG	65	Jonah Gambill	6-3	305	R-So.	Cartersville, Ga. / Cartersville HS
	63	Noah Upchurch	6-4	300	R-Fr.	Collierville, Tenn. / Collierville HS
C	70	Jacob Likes	6-3	305	R-Jr.	Memphis, Tenn. / Christian Brothers HS
	54	Brackston Alford	6-3	300	R-So.	Knoxville, Tenn. / Alcoa HS
RG	56	Davion Carter	6-0	285	R-So.	Pearl, Miss. / Pearl HS / Northwest CC
	78	Mitchell Gildehaus	6-5	285	R-So.	Washington, Mo. / St. Francis Borgia HS
RT	75	Matt Dale	6-5	330	5th	Raymond, Miss. / Kemper County HS / Hinds CC
	51	Terrance McClain	6-4	295	R-So.	Sumter, S.C. / Crestwood HS / Coffeyville CC

## DEFENSE

DE	12	Cormontae Hamilton	6-3	265	R-So.	Memphis, Tenn. / Whitehaven HS / Ohio State
	94	William Whitlow Jr.	6-2	260	R-Fr.	Millbrook, Ala. / Stanhope Elmore HS
NT	10	Cam'Ron Jackson	6-6	340	R-So.	Haynesville, La. / Haynesville HS
	93	Meonta Kimbrough	6-1	270	R-Jr.	Memphis, Tenn. / Overton HS / Kentucky Christian
DT	97	Wardalis Ducksworth	6-4	265	5th	Mize, Miss. / Mize HS / Jones County JC
	66	Hank Pearson	6-1	275	R-So.	Germantown, Tenn. / Houston HS
DE	22	Jaylon Allen	6-3	240	R-Sr.	Humble, Texas / Atascocita HS
	92	James Stewart	6-3	250	R-Fr.	Brentwood, Tenn. / Brentwood Academy
LB	5	Tyler Murray	6-1	225	5th	Jacksonville, Fla. / Baldwin HS / Charlotte
	33	Andrew Jones	6-0	215	R-Fr.	Marrero, La. / John Ehret HS
LB	9	Geoffrey Cantin-Arku	6-3	240	R-Jr.	Lévis, Quebec, Canada / Cégep Garneau / Syracuse
	3	Cincir Evans	6-4	240	R-Sr.	Memphis, Tenn. / White Station HS / Coastal Carolina
LB	8	Xavier "Zay" Cullens	5-11	225	5th	Ecrú, Miss. / North Pontotoc HS
	14	Davian Mayo	6-0	230	R-So.	Monticello, Ark. / Drew Central HS
CB	24	Greg Rubin	5-11	190	So.	Memphis, Tenn. / White Station HS
	11	Sylvonta Oliver	5-9	175	5th	Senatobia, Miss. / North Panola HS / Itawamba CC
S	15	Quindell Johnson	6-0	205	R-Sr.	New Orleans, La. / Edna Karr HS
	29	Cameron Smith	6-0	180	So.	Whiteville, N.C. / Whiteville HS
S	23	Ladarian Paulk	5-10	190	So.	Apopka, Fla. / Wekiva HS / Fort Scott CC
	31	Joe Norwood	5-11	190	R-Jr.	Chattanooga, Tenn. / Brainerd HS / New Mexico Military Institute
CB	1	Davion Ross	5-10	175	Jr.	Warner Robins, Ga. / Perry HS / Eastern Kentucky
	35	DJ Bell	6-2	180	Fr.	Pensacola, Fla. / Pensacola HS

## SPECIAL TEAMS

P	17	Joe Doyle	6-0	200	R-Sr.	Knoxville, Tenn. / Farragut HS / Tennessee
	46	Tanner Gillis	6-0	200	R-So.	Olive Branch, Miss. / Lewisburg HS / Northwest Mississippi CC
LS	42	Colby Cox	6-0	235	So.	Canton, Ga. / Woodstock HS / Mississippi State
	38	William Stewart	5-11	210	R-So.	Hernando, Miss. / Lewisburg HS / Northwest Mississippi CC
FG	16	Chris Howard	6-2	210	R-Sr.	Ponte Verde Beach, Fla. / Ponte Verde HS / Florida
	47	Noah Grant	6-2	190	So.	Memphis, Tenn. / Briarcrest Christian HS / Navy
KOS	47	Noah Grant	6-2	190	So.	Memphis, Tenn. / Briarcrest Christian HS / Navy
or	46	Tanner Gillis	6-0	200	R-So.	Olive Branch, Miss. / Lewisburg HS / Northwest Mississippi CC
H	17	Joe Doyle	6-0	200	R-Sr.	Knoxville, Tenn. / Farragut HS / Tennessee
	46	Tanner Gillis	6-0	200	R-So.	Olive Branch, Miss. / Lewisburg HS / Northwest Mississippi CC
KOR	1	Davion Ross	5-10	175	Jr.	Warner Robins, Ga. / Perry HS / Eastern Kentucky
	8	Jevyon Ducker	5-9	195	R-So.	Bellevue, Neb. / Bellevue West / Northern Illinois
PR	18	Eddie Lewis	6-0	190	R-Sr.	Harlem, N.Y. / Mater Dei HS / Butler CC
	4	Javon Ivory	6-1	200	R-Jr.	Grove Hill, Ala. / Clarke County HS

## PRONUNCIATION KEY

Geoffrey Cantin-Arku.....	Can-tin Our-coo	Asa Martin.....	Ay-suh
Xavier "Zay" Cullens.....	Ex-zay-vee-er	Davian Mayo.....	Dav-ee-on
Jevyon Ducker.....	Jay-vee-yawn	Javais McGhee.....	Juh-vay-us
Wardalis Ducksworth.....	War-day-liss	Sylvonta Oliver.....	Sil-von-tay
Cincir Evans.....	Sincere	Ladarian Paulk.....	Luh-dare-ee-un
Mitchell Gildehaus.....	Guild-a-house	Makylan Ponders.....	Muh-ky-lin
Cormontae Hamilton.....	Core-mon-tay	Caden Prieskorn.....	Prees-corn
John Hassell.....	Hastle like castle	Zach Switzer.....	Swit-zur
Meonta Kimbrough.....	Me-on-tuh	Destun Thomas.....	Destin

## MEMPHIS HEAD COACH RYAN SILVERFIELD



## SILVERFIELD AT A GLANCE

- **Born:** Aug. 4, 1980
- **Alma Mater:** Hampden-Sydney College, 2003
- **Wife:** Mariana

## COACHING EXPERIENCE

- **2019-Present:** Head Coach, Memphis
- **2016-19:** Assistant Coach/Asst. HC/Deputy HC, Memphis
- **2015:** Assistant Coach, Detroit Lions
- **2014:** Offensive Consultant, Toledo
- **2008-13:** Assistant Coach, Minnesota Vikings
- **2006-07:** Graduate Assistant, UCF
- **2005:** Quarterbacks Coach, Jacksonville
- **2004:** Head Coach, Memorial Day High School
- **2000-03:** Assistant Coach, Hampden-Sydney College
- **1999:** Assistant Coach, The Bolles School



Ryan Silverfield became the 25th head coach in Memphis football history in December 2019 and began his tenure by leading the Tigers into their first major bowl game appearance: the Goodyear Cotton Bowl Classic in Dallas.

In naming Silverfield, the Tigers hired from within. Silverfield served as deputy head coach and offensive line coach during the 2019 season as the Tigers won their first outright conference title in 50 years. Memphis won the 2019 American Athletic Conference championship with a 29-24 win over Cincinnati at Simmons Bank Liberty Stadium.

Silverfield also was part of Memphis staffs that led the program to three-straight American Athletic Conference West Division crowns from 2017-19 and four-straight bowl appearances from 2016-19. Behind Silverfield's contributions, Memphis won 38 games during those four seasons, including going 10-3 in 2017 and 12-1 in 2019. He is the only member of the staff to be part of both 10-plus win seasons.

In 2021, Silverfield led the Tigers to the program's eighth-straight bowl game, extending the longest bowl streak of any non-Power 5 team in the country. Memphis was named EasyPost Hawai'i Bowl Champions after Hawai'i was unable to participate.

Silverfield's 14 wins in his first two seasons at the helm of the Tigers are tied for the second-most in program history and also rank him tied for fifth for most victories among all FBS second-year head coaches.

Individually, true freshman quarterback Seth Henigan had a record-breaking season, earning FWAA Freshman All-America honors. The Denton, Texas native completed 235-of-393 passes for 3,322 yards, 25 touchdowns and eight interceptions. His 3,322 passing yards shattered the school's freshman record previously held by Paxton Lynch in 2013 (2056) and rank sixth overall on the program's single-season list. His 25 touchdowns are tied for the seventh-most in school history.

Wide receiver Calvin Austin III was unanimously chosen by the AAC coaches to the first team, one of just three players to be unanimously selected. Joining Austin III on the All-AAC First Team are tight end Sean Dykes, offensive lineman Dylan Parham and linebacker JJ Russell. The four first-team honorees are the most for Memphis since the program had six in 2017. Earning second-team all-conference accolades for the Tigers are defensive lineman John Tate IV and defensive back Quindell Johnson.

In his first full season at the helm of the program in 2020, Silverfield led the Tigers to the team's first bowl victory since

2014, a 25-10 win over Florida Atlantic in the Montgomery Bowl, becoming the first head coach in school history to win a bowl game in his first year.

Silverfield guided Memphis to an 8-3 record on the season, setting the program record for winning percentage (.727) by a first-year head coach, while also matching the school mark for most wins in a debut year (Mike Norvell, 2016). For his efforts, he was named the 2020 Tennessee Sports Writers Association (TSWA) Coach of the Year.

On the field, Memphis ranked 22nd in the nation in total offense (453.1) and finished 17th in the country in both passing offense (307.9) and first down offense (260). Defensively, the Tigers were 13th in turnovers gained (20), 17th in passes intercepted (12) and 19th in red zone defense (.744).

Quarterback Brady White capped his incredible career at Memphis by winning the 31st William V. Campbell Trophy, which is presented to the college football player with the best combination of academics, community service and on-field performance. White was also a First-Team Senior CLASS Award All-American, one of nine semifinalists for the Wuerfel Trophy and a top-15 candidate for the Johnny Unitas Golden Arm Award.

Five players earned honors from the American Athletic Conference following the season, with wide receiver Calvin Austin III and defensive lineman O'Bryan Goodson being named to the first team. Defensive back Quindell Johnson was named to the second team, while both tight end Sean Dykes and defensive lineman Morris Joseph earned All-AAC Honorable-Mention accolades.

During the 2019 season, Silverfield developed a young offensive line that returned only two starters from 2018. One of starters -- Dustin Woodard -- moved to center as a regular for the first time in his collegiate career. Silverfield molded a line that blocked for the fourth-best offense in program history (6,249 yards) and the program's third-best scoring offense (527 points).

Two of Silverfield's linemen received all-conference accolades in 2019. Woodard was named to the All-American Athletic Conference second team and Dylan Parham earned all-league honorable mention recognition. Silverfield's line blocked for Kenneth Gainwell, The American's Rookie of the Year and the program's fifth 1,000-yard rusher all-time (1,425 yards), and for all-league second team performers in quarterback Brady White, wide receivers Damonte Coxie and Antonio Gibson, and tight end Joey Magnifico. White had more than 3,000 yards passing and Coxie posted more than 1,000 yards receiving, both for a second-straight campaign. After the season, Woodard was a seventh round draft selection in the 2020 NFL Draft by the New England Patriots.

Silverfield served as the offensive line coach and run game coordinator in 2018, overseeing the team's most consistent unit with all five starters playing every game. One year after blocking for an offense that featured consensus All-American wide receiver Anthony Miller and set a school record for

passing touchdowns, the offensive line spent the 2018 season in the trenches blocking for the program's first unanimous All-American in running back Darrell Henderson. During the 2018 season, Memphis set school records for total yards, points scored and rushing touchdowns. In 2017, they set the standard for passing touchdowns.

Collectively, Silverfield's 2018 unit was one of 10 semifinalists for the Joe Moore Award, given to the best offensive line in college football. For his role leading the offensive line, Silverfield was named one of six finalists for the offensive line coach of the year award sponsored by FootballScoop. Silverfield also was recognized as one of the top recruiters in his time at Memphis. In 2017, he was ranked the fourth-best recruiter in The American by 247sports.com.

A 2018 Frank Broyles Award candidate, Silverfield first came to Memphis in 2016 with more than 18 years of coaching experience at the high school, college and NFL levels. He remains the only coach to have worked with an NCAA single-season rushing leader and an NFL single-season rushing leader. At UCF, Silverfield helped tutor Kevin Smith when the junior back led college football with 2,567 yards in 2007. Five seasons later in 2012, Silverfield was at Minnesota, where the Vikings' offensive line paved the way for Adrian Peterson's 2,097-yard season.

Just prior to coming to Memphis, Silverfield spent the last half of the 2015 football campaign with the NFL's Detroit Lions. In a mid-season staff shake-up, the Lions brought in Silverfield as an assistant offensive line coach, and the hire paid immediate dividends. His tenure with the Lions was Silverfield's second stint in the NFL.

Before Silverfield's arrival, the Lions had a 2-7 record in the three games before he came on board. Detroit's offensive line allowed 15 sacks for 105 yards. In the season's final stretch, Silverfield helped mold an offensive line that propelled the Lions to a 5-2 record. The Lions' offensive line allowed just more than three sacks per game in the last seven contests, and quarterback Matthew Stafford thrived behind Silverfield's new-look offensive line. In the seven games with Silverfield on staff, Stafford threw 17 touchdowns and only one interception. Before that, Stafford had 15 touchdowns and 12 interceptions.

Preceding his 2015 mid-season jump to the NFL, Silverfield was a senior offensive analyst on head coach Todd Graham's Arizona State staff. In his short time in Tempe, Ariz., the Sun Devils posted a 5-5 record on their way to a final 6-6 regular-season mark and a Motel 6 Cactus Bowl berth.

Silverfield served as an offensive consultant at Toledo in 2014 and helped the Rockets to a 9-4 overall record and a 7-1 Mid-American Conference (MAC) mark. Toledo tied for the MAC West crown and earned a GoDaddy.com Bowl berth. The Rockets' nine wins were the most since 2001, and Toledo's 63-44 bowl victory over Arkansas State was its first postseason win since 2011.

The Rockets' offensive line helped put one of the most prolific offensive seasons in Toledo football record book. The

2014 offense set school records for total offense, total rushing yardage and first downs per game and also ranked among the program's top-five in points per game (2nd), touchdowns scored (3rd) and rushing touchdowns (3rd).

Leading the charge on Silverfield's offensive line was Greg Mancz, the 2014 Vern Smith Award/MAC Player of the Year award recipient. Mancz, also an All-America second team selection, became the first offensive lineman in MAC history to be honored as the league's Player of the Year. Fellow linemen Josh Hendershot and Jeff Myers joined Mancz in earning All-MAC recognition.

Toledo's offensive line proved fruitful for the 2014 Rockets' attack. Toledo led the MAC in scoring offense, total offense, rushing offense and first downs. Rockets running back Kareem Hunt led the MAC in rushing (1,631 yards) and was tops in the nation in yards per carry (8.0). Hunt was an All-MAC first team pick and also earned GoDaddy.com Bowl MVP honors (271 yards/5 touchdowns).

Before jumping back to the collegiate ranks, Silverfield spent six seasons on the Minnesota Vikings staff. In his time in Minnesota, Silverfield helped the Vikings to two NFC North Division crowns and three NFL playoffs appearances, including a trip to the 2009 NFC championship game. Silverfield began his Vikings' stint as an offensive quality control staffer, before moving to a defensive line staff assistant in 2009 and 2010. He moved to the offensive side from 2011-13, assisting Jeff Davidson with the offensive line.

It was in the midst of his three years working with the Minnesota offensive line that Peterson had one of the most-prolific, single-season rushing performances in NFL history. In 2012, Peterson ran for a league-best 2,097 yards, falling just eight yards shy of Eric Dickerson's NFL record of 2,105. Peterson was named the 2012 NFL MVP.

Prior to his time in the NFL, Silverfield spent the 2006 and 2007 seasons at UCF. In his two campaigns in Orlando, Fla., he served as an offensive graduate assistant his first season and moved to a defensive graduate assistant spot in 2007. Silverfield was a member of the 2007

Knights staff that led the squad to a 10-4 record, a 7-1 Conference USA mark and the C-USA East Division crown. UCF defeated Tulsa in the C-USA championship game and earned the league's AutoZone Liberty Bowl berth.

As an offensive graduate assistant, Silverfield worked with Smith in 2006. That season – Smith's sophomore campaign – he rushed for 934 yards in only nine games, setting up his explosive junior season. As a junior, Smith was the NCAA rushing champion.

In Silverfield's season working with the Knights defense, UCF ranked among the top four in C-USA in scoring defense, rushing defense, passing defense and turnovers forced. The Knights held half of their opponents to 20 or fewer points in the 2007 campaign.

In 2005, Silverfield served as the quarterbacks coach at Jacksonville University. In 2004, at the age of 23, Silverfield served as head coach at Memorial Day High School in Savannah, Ga.

A 2003 Hampden-Sydney College (Va.) graduate, Silverfield coached four seasons at his alma mater, starting as an offensive assistant in 2000. Then, at age 20, he was tapped as the Tigers defensive line coach and spent two seasons at that post (2001-02). In 2003, Silverfield moved back to offense and coached the tight ends and H-backs. That season, the Tigers went 9-1 and had the nation's No. 1 scoring offense in the country (47.0 ppg). Hampden-Sydney scored 45 or more points in seven of its 10 games in 2003.

Silverfield started coaching in 1999 at his alma mater, The Bolles School in Jacksonville, Fla. He played for the Bulldogs and was a member of two Florida state championship teams (1995 and 1998). During his playing career, Silverfield helped Bolles to a No. 1 ranking in the USA Today Super 25 national high school football poll. Immediately after his playing career, Silverfield jumped to the coaching ranks as a Bolles School assistant.

Silverfield and his wife, Mariana, live in Memphis.

### MEMPHIS COACHING STAFF



**TIM CRAMSEY**  
OFFENSIVE COORDINATOR  
FIRST SEASON AT MEMPHIS



**MATT BARNES**  
DEFENSIVE COORDINATOR  
FIRST SEASON AT MEMPHIS



**CHARLES BANKS**  
SPECIAL TEAMS COORDINATOR  
SECOND SEASON AT MEMPHIS



**CHARLES CLARK**  
ASSISTANT HEAD COACH / DEFENSIVE BACKS  
THIRD SEASON AT MEMPHIS




**JORDON HANKINS**  
LINEBACKERS / ASSISTANT SPECIAL TEAMS COORDINATOR  
SECOND SEASON AT MEMPHIS



**JIM BRIDGE**  
OFFENSIVE LINE  
THIRD SEASON AT MEMPHIS



**KYLE POPE**  
DEFENSIVE LINE  
THIRD SEASON AT MEMPHIS



**DAVID GLIDDEN**  
WIDE RECEIVERS  
FIFTH SEASON AT MEMPHIS



**BRAD SALEM**  
TIGHT ENDS  
THIRD SEASON AT MEMPHIS



**SEAN DAWKINS**  
RUNNING BACKS  
FIRST SEASON AT MEMPHIS



## GAME NOTES

## 2022 AAC STANDINGS

	American	Overall	Streak
Tulane	7-1 .875	11-2 .846	W3
UCF	6-2 .750	9-4 .692	L1
Cincinnati	6-2 .750	9-3 .750	L1
SMU	5-3 .625	7-5 .583	W1
Houston	5-3 .625	7-5 .583	L1
Navy	4-4 .500	4-7 .364	W1
East Carolina	4-4 .500	7-5 .583	W1
<b>Memphis</b>	<b>3-5 .375</b>	<b>6-6 .500</b>	<b>L1</b>
Tulsa	3-5 .375	5-7 .417	W2
Temple	1-7 .125	3-9 .250	L3
South Florida	0-8 .000	1-11 .083	L10

## UPCOMING AMERICAN SCHEDULE

## Saturday, December 17

Wasabi Fenway Bowl

Louisville 24, Cincinnati 7 ESPN

## New Mexico Bowl

BYU 24, SMU 23 ESPN

## Friday, December 23

Radiance Technologies Independence Bowl

Houston vs. Louisiana 2 p.m. ESPN

## Tuesday, December 27

SERVPRO First Responder Bowl

**Memphis vs. Utah State** 2:15 p.m. ESPN

## TicketSmarter Birmingham Bowl

East Carolina vs. Coastal Carolina 5:45 p.m. ESPN

## Wednesday, December 28

Military Bowl presented by Peraton

UCF vs. Duke 1 p.m. ESPN

## Monday, January 2

Goodyear Cotton Bowl

No. 16 Tulane vs. No. 10 USC 1 p.m. ESPN

All Times Central



## ONE OF THE ELITE PROGRAMS IN THE NATION

- Memphis has posted 77 victories since 2014, tying for 15th-most in the nation during that stretch.
- The 77 wins are the most among American Athletic Conference schools during that span.
- The Tigers also rank 19th in the country in winning percentage dating back to 2014 with their 77-38 (.670) mark.

## BOWL STREAK

- The SERVPRO First Responder Bowl marks the ninth-straight year that the Tigers have been bowl eligible, which ranks ninth amongst all NCAA teams and is the best stretch of any non-Power 5 team.
- Memphis is 6-8 all-time in bowl games, with the 2021 EasyPost Hawai'i Bowl being canceled due to COVID issues in the Hawai'i program last year.
- Ryan Silverfield has led the program to bowl games in all three seasons as head coach and has been on staff for the past seven years, with Memphis earning bowl berths each season.

## JOHNSON, HOWARD HEADLINE ALL-AAC HONOREES

- The Tigers had six players earn All-American Athletic Conference accolades following the season, led by defensive back Quindell Johnson and kicker Chris Howard earning first-team honors.
- Tight end Caden Prieskorn and linebacker Xavier "Zay" Cullens earned second-team All-AAC accolades, while defensive lineman Jaylon Allen and defensive back Davion Ross were named Honorable-Mention All-AAC.
- Memphis has had 17 student-athletes earn All-AAC honors under head coach Ryan Silverfield.

## SILVERFIELD SECURES ANOTHER TOP-5 RECRUITING CLASS IN PROGRAM HISTORY

- For the third-straight year, head coach Ryan Silverfield has recruited one of the top-5 classes in program history.
- The 2023 class, which includes 22 student-athletes, is ranked No. 61 by Rivals, making it the fifth-best class in program history. It ranks as the second-best class among Group of Five programs.
- The 2022 class was the best class in program history (No. 47), while the 2021 class is the second-best in school history (No. 49).
- Both classes were ranked No. 2 in the AAC those seasons behind only Cincinnati.
- Prior to Silverfield, Memphis has never had a top-50 recruiting class in Rivals rankings.

## DISCIPLINED TEAM

- Memphis is ranked fifth in the nation in both total penalties (48) and in fewest penalties per game (4.00).
- The team is also ranked ninth in the country in both fewest penalty yards (424) and fewest penalty yards per game (35.33).
- The Tigers did not have any penalties at No. 25/25 Tulane on Oct. 22, marking the first time since 2020 against Houston the team accomplished that feat.

## FORCING TURNOVERS

- Dating back to the 2021 season, Memphis has forced at least one turnover in 14 of the last 17 games.
- Over that stretch, the Tigers have totaled 21 interceptions and 10 fumbles.
- Memphis has forced multiple turnovers in 10 of the last 17 contests.

## DEFENSE SHINES IN SHUTOUT WIN OVER NORTH ALABAMA

- The 59-0 shutout win over North Alabama on Nov. 19 was the first for Memphis since 2015 against SMU (63-0) and was the largest margin of victory (59) since the Tigers beat Bowling Green 77-13 in 2016 (64).
- The Tiger defense did not allow the Lions to cross midfield for the entire game. The furthest UNA moved the ball was to its own 44-yard line.
- The Memphis defense allowed just 24 yards passing – the fewest since allowing 20 against Navy in 2017.

## HENIGAN IN THE RECORD BOOKS

- In just 23 career games, quarterback Seth Henigan has moved into the Memphis record books.
- The sophomore ranks fifth all-time at Memphis in attempts (809), completions (500), yards (6,597) and touchdown passes (44). Additionally, Henigan's numbers for attempts (416), completions (275) and passing yards (3,275) rank ninth, fourth and seventh, respectively, for a single season at Memphis.

## GAME NOTES

### RUSHERS SHOW OUT AGAINST NORTH ALABAMA

- The Tigers rushed for a season-high 246 yards in a 59-0 win over North Alabama on Nov. 19.
- Memphis ran for five scores on the day, with both Asa Martin and Jevyon Ducker rushing for two and true freshman Sutton Smith getting the fifth.
- Running back An'Darius Coffey had his best game as a Tiger, rushing for a game-high 83 yards on 14 carries. Smith ended the contest with a career-high 55 yards to go with his score, while Ducker racked up 54 yards on 10 carries.

### SPREADING THE BALL AROUND

- A total of 14 players have at least one catch this season for the Tigers.
- Seven players have at least one touchdown reception and nine players have at least 11 receptions.
- Memphis has had three games this year that at least 10 players had at least one reception - Temple (11), No. 25/25 East Carolina (10) and Tulane (10).

### TIGER PLAYERS IN THE NCAA RANKINGS

- Tight end Caden Prieskorn is tied for seventh in the nation amongst all tight ends with six receiving touchdowns.
- Linebacker Xavier "Zay" Cullens ranks second in the country with his four fumble recoveries.
- Defensive back Quindell Johnson ranks 17th in the NCAA in interceptions with four.
- Kicker Chris Howard ranks ninth in the country in field goals per game (1.67), 22nd in field goal percentage (.870), and 17th in total points scored (105).
- Punter Joe Doyle ranks fifth in the NCAA in punting (46.7) and is tied for the AAC lead.

### MEMPHIS IN THE NCAA RANKINGS

- Entering bowl season, the Tigers rank in the top-25 nationally in 11 statistical categories.
- Memphis ranks fifth in fewest penalties (48) and fewest penalties per game (4.0), ninth in fewest penalty yards (424) and fewest penalty yards per game (35.33), tenth in defensive touchdowns (3), 12th in kickoff-return average (23.11), 20th in passes intercepted (13) and 22nd in scoring offense (35.1) and passing yards per game (278.8).
- The Tigers, along with most of the country, are tied for first in blocked kicks allowed (0) and blocked punts allowed (0).
- Memphis leads the AAC in kickoff-return average (23.11) and passes intercepted (13). Additionally, the Tigers rank second in the AAC in defensive touchdowns (3) and turnovers gained (19).

### TOUGH SCHEDULE

- Four of the Tigers' losses this season came to teams that were either ranked at the time or were ranked during the season.
- Houston (as high as No. 24/25), Mississippi State (No. 22 currently), Tulane (currently No. 16 currently) and UCF (as high as No. 17/18) were those teams.
- Four of Memphis' six losses on the year also came by seven points or less this season.

### BEST AGAINST THE BEST

- Since 2015, Memphis has posted a record of 8-11 (.421) against top-25 ranked opponents.
- The winning percentage is the best mark for any non-Power 5 team in the country.

### MADE IN MEMPHIS

- Since 2015, 13 Memphis players have been drafted by the National Football League.
- OL Dylan Parham was selected in the third round of the 2022 NFL Draft by the Las Vegas Raiders, while WR Calvin Austin III was taken by the Pittsburgh Steelers in the fourth round.
- With the selections, Memphis has had at least one player selected in nine-straight NFL Drafts, with 15 players being taken over that span.
- On current NFL rosters, four former Tigers are listed at running back (Antonio Gibson, Tony Pollard, Kenneth Gainwell and Patrick Taylor Jr.).
- Currently, 16 Tigers are on NFL rosters - RB Tony Pollard (Dallas), RB Patrick Taylor Jr. (Green Bay), PK DB Jacobi Francis (Houston), DB Chris Claybrooks (Jacksonville), Riley Patterson (Jacksonville), OL Dylan Parham (Las Vegas), DL Bryce Huff (New York Jets), K Jake Elliott (Philadelphia), RB Kenneth Gainwell (Philadelphia), WR Calvin Austin III (Pittsburgh), CB Arthur Maulet (Pittsburgh), WR Anthony Miller (Pittsburgh), LB Genard Avery (Tampa Bay), LB JJ Russell (Tampa Bay), RB Antonio Gibson (Washington) and DB Bobby McCain (Washington).

### HOME FIELD ADVANTAGE

- Memphis has had a great home field advantage at Simmons Bank Liberty Stadium, posting a record of 41-7 (.854) since head coach Ryan Silverfield joined the staff in 2016.
- As head coach, Silverfield is 16-4 (.800) at Simmons Bank Liberty Stadium.
- With the win over Tulsa on Nov. 10, the Tigers became just the fourth FBS team since 2014 to win 50 games at home, joining Clemson, Alabama and Ohio State.

## TIGER TRENDS

	Silverfield Era #s	2022
Home	16-4	5-2
Road	3-11	1-4
Neutral	1-1	0-0
Grass	2-4	0-2
Artificial Turf	19-12	6-4
Won Coin Toss	13-8	4-3
Lost Coin Toss	7-8	2-3

### Memphis' Record When...

Leading after the 1st quarter	11-6	3-3
Trailing after the 1st quarter	2-6	1-2
Tied after the 1st quarter	7-4	2-1
Leading at halftime	12-5	5-3
Trailing at halftime	6-11	1-3
Tied at halftime	2-0	0-0
Leading after the 3rd quarter	15-3	6-1
Trailing after the 3rd quarter	4-10	0-3
Tied after 3rd quarter	1-3	0-2
Leading with 2:00 to play	18-2	6-1
Trailing with 2:00 to play	2-11	0-4
Tied with 2:00 to play	0-3	0-1
Scores first	8-7	2-3
Opponent scores first	12-10	4-3
Scores 20+ points	19-13	6-6
Opponent scores 20+ points	11-16	2-6
Holds opponents to 20 points or less	9-0	4-0
Game is decided by 3 points or less	6-7	0-3
Game is decided by 10 points or less	8-10	1-5

### Memphis' Record With...

Less than 150 yards rushing	9-11	3-4
150+ yards rushing	11-5	3-2
200+ yards passing	15-11	4-5
300+ yards passing	8-6	2-2
300+ total offense	18-11	6-5
400+ total offense	13-9	3-5
500+ total offense	9-3	2-0
70+ total plays	14-10	5-5
80+ total plays	6-3	1-0

### Memphis' Record When Allowing...

Less than 150 yards rushing	15-4	5-3
150+ yards rushing	4-10	1-3
200+ yards passing	10-10	3-5
300+ yards passing	4-7	1-4
300+ total offense	11-12	3-6
400+ total offense	8-11	2-5
500+ total offense	2-4	0-1
70+ total plays	9-13	1-6
80+ total plays	5-5	1-2

### Memphis' Record When...

Committing fewer turnovers	12-3	5-1
Committing more turnovers	6-11	0-4
Turnovers are the same	2-2	1-1
Having fewer penalty yards	10-11	1-5
Having more penalty yards	9-5	5-1
Leading time of possession	12-7	5-3
Trailing time of possession	8-9	1-3

### Memphis' High & Low Water Marks...

Largest halftime lead	+38 (11/19/22)	+38
Largest halftime deficit	-35 (10/22/22)	-35
Highest number of plays	99 (10/9/21)	89
Lowest number of plays	46 (10/15/21)	51
Opponent highest # of plays	102 (11/13/21)	83
Opponent lowest # of plays	49 (11/19/22)	49
Warmest Game Temperature	93° (9/24/22)	93°
Coldest Game Temperature	39° (11/19/22)	39°

### Memphis' Record For...

Day games	11-10	4-3
Night games (5 p.m. kickoff or later)	9-6	2-3
Games with temperature 40s or below	1-1	1-0
Games with temperatures in 50s	5-4	0-1
Games with temperatures in 60s	4-2	2-2
Games with temperatures in 70s	5-4	1-1
Games with temperatures in 80s	4-5	1-2
Games with temperatures in 90s	1-0	1-0



## ACADEMIC HONORS

- For the seventh consecutive season, select Tigers will don the Tiger Scholar patch on their uniforms for their work in the classroom.
- Every player who posted a semester GPA of 3.0 or higher or has graduated will have the Tiger Scholar patch on his uniform. **Non ducor duco** is the script on the patch, which translates to "I am not led, I lead."
- Fifty-two players earned the designation of Tiger Scholar during the 2021-22 school year: **Brackston Alford, Jaylon Allen, Antwain Barham, Davion Carter, Tevin Carter, Braxton Crouse, Xavier "Zay" Cullens, Matt Dale, Joe Doyle, Koby Drake, Jevyon Ducker, Wardalis Ducksworth, Bryce Edmondson, Cincir Evans, Reid Flanagan, Mitchell Gildehaus, Tanner Gillis, Noah Grant, Jonah Gambill, John Hassell, Seth Henigan, Chris Howard, Hunter Hulsey, Quindell Johnson, Anthony Landphere, Jacob Likes, Tim Marmino, Drew Martin, Asa Martin, Terrance McClain, Errington McRae, Tyler Murray, Austin Myers, Harold Nash, Jared Nedd, AJ Odom, Sylvonta Oliver, Ladarian Paulk, Hank Pearson, Tyrell Raby, Spencer Rich, Gabriel Rogers, Greg Rubin, Joseph Scates, Cameron Smith, James Stewart, Zach Switzer, Brandon Thomas, Brandon Warner, Johnny Westbrook, Braunson White and Joshua White.**
- The Tigers also feature 15 graduates on the 2022 roster: **Jaylon Allen, Xavier "Zay" Cullens, Matt Dale, Joe Doyle, Wardalis Ducksworth, Ryan Glover, John Hassell, Chris Howard, Quindell Johnson, Asa Martin, Drew Martin, Tyler Murray, Austin Myers, Sylvonta Oliver and Gabriel Rogers.**



## GAME NOTES

## SENIOR DAY

- A total of 17 Tigers participated in the Senior Day ceremony before the North Alabama game on Nov. 19.
- The players that participated were Jaylon Allen, Xavier "Zay" Cullens, Matt Dale, Michael Denson, Joe Doyle, Wardalis Ducksworth, Ryan Glover, John Hassell, Chris Howard, Quindell Johnson, Asa Martin, Tyler Murray, Austin Myers, Sylvonta Oliver, Rodney Owens, Gabriel Rogers and Johnny Westbrook.
- Some of the players that participated in the Senior Day ceremony have eligibility remaining and could return next season.

## MEMPHIS RETIRES DANTON BARTO'S NO. 59 JERSEY

- One of the best players in the history of University of Memphis Football, Danton Barto's jersey (No. 59) was retired in a ceremony at Simmons Bank Liberty Stadium on Nov. 19 against North Alabama.
- A 2007 M-Club. Hall of Fame inductee, Barto remains the school record holder for career solo tackles (273) and career total tackles (473) and ranks second all-time with 200 assisted career tackles. Barto passed away in August of 2021 at the age of 50.
- Barto joined a prestigious group of former Tigers to have their jersey retired: John Bramlett (No. 64), Isaac Bruce (83), Dave Casinelli (30), Charles Greenhill (8), Harry Schuh (79) and DeAngelo Williams (20).

## TIGERS RECOGNIZE GLENN ROGERS SR.

- Memphis honored Glenn Rogers Sr., the first Black player to integrate the team in the spring of 1968, at halftime of the team's game against Tulsa on Nov. 10.
- Rogers Sr. played for the Tigers from 1969-71 after walking on to the team in the spring of 1968.
- In 1969, both Rogers Sr. and Stan Davis, who joined the team in the fall of 1969, became the first Black players to appear in a game for Memphis.
- For all his service and contributions to the community, Rogers Sr. was honored with the M Club Hall of Fame Billy J. Murphy Award in 2000.

## MEMPHIS HONORS BILLY J. MURPHY

- The University of Memphis football program honored Billy J. Murphy at the team's game against No. 25/25/25 UCF on Nov. 5
- Murphy, former head football coach and athletic director for the University of Memphis for more than 30 years, was inducted into the College Football Hall of Fame as part of the 2022 class on Dec. 6.
- The winningest coach in Memphis history, Murphy headed the Tigers' program for 14 years, posting winning records in all but two seasons and leading the school into the national rankings. Murphy passed away on Feb. 21, 2008 at the age of 87.

## PRIESKORN, SCATES ECLIPSE 100 YARDS AT EAST CAROLINA

- Both tight end Caden Prieskorn and wide receiver Joseph Scates eclipsed 100 receiving yards in the team's four overtime setback at East Carolina on Oct. 15.
- Scates had five receptions for a career-high 112 yards and a touchdown, while Prieskorn also had a career-high with 104 yards and six catches.

## TIGER DEFENSE SMOTHERS TEMPLE, 24-3

- Memphis used another stellar defensive performance to defeat Temple, 24-3, on Oct. 1 at Simmons Bank Liberty Stadium.
- The game marked the first time the Tigers held an opponent to three or fewer points since a 77-3 win over Bowling Green on Sept. 24, 2016.
- Linebacker Xavier "Zay" Cullens led the charge defensively, posting a game-high nine tackles to go with 2.5 tackles for loss, an interception and a pass breakup.
- Both Tyler Murray and Cincir Evans also had picks for Memphis, who extended the team's streak to 10-straight games with at least one turnover.

## DEFENSIVE SCORES LEAD MEMPHIS PAST NORTH TEXAS, 44-34

- The Tigers scored twice defensively to take down the Mean Green, 44-34, on Sept. 24 in Memphis, as both linebacker Xavier "Zay" Cullens and defensive lineman Jaylon Allen returned interceptions for touchdowns. Cullens ended the game with eight tackles, an interception, a fumble recovery and a tackle for loss. Allen had two tackles and a sack to go with his pick.
- Offensively, quarterback Seth Henigan completed 19-of-29 passes for 141 yards, two touchdowns and his first interception of the season. The sophomore also rushed 10 times for 54 yards.
- Memphis' defense limited the high-powered North Texas to just 102 yards rushing for the game, 116.5 fewer than the Mean Green averaged entering the contest.

## GAME NOTES

### TIGERS WIN HOME OPENER OVER ARKANSAS STATE, 44-32

- Memphis won the team's home opener at Simmons Bank Liberty Stadium, 44-32, over Arkansas State on Sept. 17.
- The Tigers piled up 547 yards of total offense to improve to 23-1 in the team's last 24 non-conference, home games.
- Quarterback Seth Henigan was again terrific for the Tigers, completing 19-of-28 passes for 360 yards and three touchdowns. The sophomore also ran in a score from eight yards out for his second career rushing TD.
- Tight end Caden Prieskorn had five receptions for 69 yards and two touchdowns.
- Defensively, Jaylon Allen led the Tigers with a team-best nine tackles and a fumble recovery, while linebacker Davian Mayo had eight stops and a quarterback hurry.

### MEMPHIS OPENS AAC PLAY WITH ROAD WIN AT NAVY

- Memphis began American Athletic Conference (AAC) play with a 37-13 victory at Navy on Sept. 10.
- The Tigers improved to 3-1 in AAC openers over the past four seasons.
- The 37 points by Memphis were the most scored in Annapolis in program history.

### STANDOUT SOPHOMORE

- Quarterback Seth Henigan posted one of the best seasons in program history in 2021 and he did it as a true freshman.
- In 2021, Henigan earned FWAA Freshman All-America honors after starting all 11 games in which he played for the Tigers.
- The Denton, Texas native completed 235-of-393 passes for 3,322 yards, 25 touchdowns and eight interceptions.
- His 3,322 passing yards shattered the school's freshman record previously held by Paxton Lynch in 2013 (2056) and rank sixth overall on the program's single-season list. His 25 touchdowns are tied for the seventh-most in school history.
- Henigan also became the first true freshman quarterback to start a season opener in school history.

### MEMPHIS IN OVERTIME GAMES

- Memphis has been involved in nine overtime games (2-8). The Tigers have played a total of five multi-overtime affairs and have a 2-3 record in those games.
- The Tigers came up just short in the 2017 American Athletic Conference Championship game in double-OT at UCF, 62-55. The Tigers and Knights combined to score 117 points, the highest total in a conference title game in FBS history.
- Memphis ended the 2014 season with the first overtime game in five seasons, defeating BYU 55-48 in double-OT at the Miami Beach Bowl.

### TRANSFORMATIVE RENOVATIONS ANNOUNCED FOR SIMMONS BANK LIBERTY STADIUM

- The University of Memphis and the City of Memphis have announced plans to pursue a \$150-200 million renovation to Simmons Bank Liberty Stadium to revitalize and modernize the home of Memphis Tiger Football.
- Priority elements of the wide-ranging project include a transformation of the stadium's west side, providing several innovative premium seating options, creating a hospitality experience within the halo space surrounding the stadium, other new seating options, such as family boxes on the north end and party deck patios for students on the south end and a potential repurpose and retrofit of the east side suite tower.
- The goal for completion of the project is prior to the 2025 football season.

### MEMPHIS ATHLETICS UNVEILS MAXIMUM

- In response to the July 1, 2021 NCAA ruling permitting student-athletes to use their Name, Image, and Likeness (NIL) for personal gain, the University of Memphis launched MaximUM— an in-house NIL resource program designed to help student-athletes get the maximum out of their NIL.
- Bridget Perine leads MaximUM as the Student-Athlete Branding + Image Coordinator and is one of only 21 professionals across the NCAA dedicated to NIL.
- MaximUM provides best-in-class education and services to student-athletes as well as resources for the community to equip individuals and businesses with the knowledge and understanding of NIL.
- Memphis Marketplace, powered by Opendorse and launched in May, was one of the first school-specific NIL marketplaces, creating a consumer-facing avenue for completing deals.
- Now, Memphis fans, brands, sponsors, and donors can browse, book, pitch, and pay any Memphis student-athlete for NIL activities in one compliant platform, built specifically for the athletes' needs.

## TIGER HONORS

### DB Quindell Johnson

- 2022 First-Team All-AAC
- 2022 First-Team All-AAC (PFF)
- 2022 First-Team All-AAC (Phil Steele)
- Campbell Trophy Semifinalist
- AAC Weekly Honor Roll (Navy)
- 2022 Preseason All-AAC First Team (Phil Steele)
- Reese's Senior Bowl Watchlist
- 2022 Chuck Bednarik Award Preseason Watchlist
- 2022 Bronko Nagurski Trophy Watchlist
- 2022 Paycom Jim Thorpe Award Preseason Watchlist
- 2022 Wuerffel Trophy Watchlist

### K Chris Howard

- 2022 First-Team All-AAC
- 2022 First-Team All-AAC (Phil Steele)
- 2022 Second-Team All-AAC (PFF)
- 2022 Lou Groza Award semifinalist
- Lou Groza Award Star of the Week (Tulsa)
- AAC Special Teams Player of the Week (Tulsa)
- AAC Special Teams Player of the Week (ECU)

### LB Xavier "Zay" Cullens

- 2022 Second-Team All-AAC
- 2022 First-Team All-AAC (PFF)
- 2022 Second-Team All-AAC (Phil Steele)
- AAC Weekly Honor Roll (Temple)
- AAC Weekly Honor Roll (North Texas)
- 2022 Preseason All-AAC Second Team (Phil Steele)

### TE Caden Prieskorn

- 2022 Second-Team All-AAC
- 2022 First-Team All-AAC (PFF)
- 2022 First-Team All-AAC (Phil Steele)
- John Mackey Award semifinalist
- Burlsworth Trophy Nominee

### DL Jaylon Allen

- 2022 Honorable-Mention All-AAC
- 2022 Fourth-Team All-AAC (Phil Steele)
- 2022 Preseason All-AAC Fourth Team (Phil Steele)

### DB Davion Ross

- 2022 Honorable-Mention All-AAC
- 2022 Fourth-Team All-AAC (Phil Steele)

### P/K Joe Doyle

- 2022 First-Team All-AAC (PFF)
- 2022 Third-Team All-AAC (Phil Steele)
- AAC Special Teams Player of the Week (Temple)
- Ray Guy Award Punter of the Week (North Texas)
- Ray Guy Award Ray's 8 (North Texas)
- 2022 Ray Guy Award Preseason Watchlist
- 2022 Preseason All-AAC First Team (Phil Steele)

### WR Eddie Lewis

- 2022 Second-Team All-AAC (PFF; Returner)
- 2022 Second-Team All-AAC (Phil Steele; Returner)
- AAC Weekly Honor Roll (North Alabama)

### OL Austin Myers

- 2022 Fourth-Team All-AAC (Phil Steele)
- 2022 Preseason All-AAC Third Team (Phil Steele)

### DL Cam'Ron Jackson

- 2022 Third-Team All-AAC (PFF)

### LS Colby Cox

- 2022 Fourth-Team All-AAC (Phil Steele)

### QB Seth Henigan

- AAC Weekly Honor Roll (Arkansas State)
- Earl Campbell Tyler Rose Award (HM, A-State)
- Capital One Orange Bowl Performance of the Week (Navy)
- AAC Weekly Honor Roll (Navy)
- Earl Campbell Tyler Rose Award (HM, Navy)
- 2022 Preseason All-AAC Third Team (Phil Steele)
- 2022 Manning Award Watchlist
- 2022 Earl Campbell Tyler Rose Award Watchlist

### WR Koby Drake

- Military Bowl 3M STEM Scholar-Athlete

### DB Greg Rubin

- 2022 Preseason All-AAC Second Team (Phil Steele)

### RB Jevyon Ducker

- 2022 Preseason All-AAC Third Team (Phil Steele)

### LB Tyler Murray

- 2022 Preseason All-AAC Third Team (Phil Steele)

### WR/KR Gabriel Rogers

- 2022 Preseason All-AAC Fourth Team (Phil Steele)

### OL Jacob Likes

- 2022 Rimington Trophy Preseason Watchlist

### DL Wardalis Ducksworth

- 2022 Allstate's 31st AFCA Good Works Team

### LB Geoffrey Cantin-Arku

- Jon Cornish Trophy Watchlist

**MEMPHIS DRIVE CHART****LONGEST DRIVES BY YARDS (MIN. 75 YARDS)**

Opponent	Qtr.	Plays	Yards	Time	Result
North Texas	2nd	8	92	2:33	TD
Houston	3rd	15	89	6:25	FG
North Alabama	4th	8	88	5:55	TD
at Navy	4th	13	88	6:01	TD
at #25/25 Tulane	4th	11	86	2:15	INT
Arkansas State	2nd	10	85	2:52	TD
at #25/25 Tulane	4th	10	83	3:11	TD
at Miss. State	4th	9	81	3:18	TD
at East Carolina	1st	6	80	3:04	TD
North Texas	1st	10	80	4:08	TD
Arkansas State	2nd	4	79	1:40	TD
at Navy	3rd	1	79	0:11	TD
Houston	1st	14	78	6:13	TD
#25/25/25 UCF	3rd	11	77	5:40	TD
at SMU	4th	13	76	2:11	INT
at SMU	1st	13	75	6:27	TD
#25/25/25 UCF	2nd	8	75	3:05	TD
#25/25/25 UCF	1st	10	75	4:53	TD
at #25/25 Tulane	3rd	13	75	6:12	TD
at East Carolina	2nd	11	75	4:05	FG
Arkansas State	4th	6	75	2:14	TD
Arkansas State	1st	8	75	4:09	TD

**LONGEST DRIVES BY PLAYS (MIN. 10 PLAYS)**

Opponent	Qtr.	Plays	Yards	Time	Result
Houston	3rd	15	89	6:25	FG
Houston	1st	14	78	6:13	TD
at Navy	2nd	14	54	1:44	FG
at SMU	4th	13	76	2:11	INT
at SMU	1st	13	75	6:27	TD
Tulsa	3rd	13	64	7:33	FG
at #25/25 Tulane	3rd	13	75	6:12	TD
North Texas	4th	13	65	6:27	FG
at SMU	4th	12	70	3:30	TD
at SMU	3rd	12	65	5:52	TD
North Alabama	4th	12	64	8:38	DOWN
North Alabama	3rd	12	52	6:37	TD
#25/25/25 UCF	2nd	12	67	4:49	FG MISS
at East Carolina	3rd	12	70	5:54	FG
Arkansas State	3rd	12	39	7:15	PUNT
#25/25/25 UCF	3rd	11	77	5:40	TD
at #25/25 Tulane	4th	11	86	2:15	INT
at East Carolina	2nd	11	75	4:05	FG
#25/25/25 UCF	1st	10	75	4:53	TD
at #25/25 Tulane	4th	10	83	3:11	TD
Temple	3rd	10	45	4:10	TD
North Texas	1st	10	80	4:08	TD
Arkansas State	4th	10	46	4:36	FG
Arkansas State	2nd	10	85	2:52	TD
at Navy	1st	10	34	5:12	DOWN

**LONGEST DRIVES BY TIME (MIN. 5:00)**

Opponent	Qtr.	Plays	Yards	Time	Result
North Alabama	4th	12	64	8:38	DOWN
Tulsa	3rd	13	64	7:33	FG
Arkansas State	3rd	12	39	7:15	PUNT
North Alabama	3rd	12	52	6:37	TD
at SMU	1st	13	75	6:27	TD
North Texas	4th	13	65	6:27	FG
Houston	3rd	15	89	6:25	FG
Houston	1st	14	78	6:13	TD
at #25/25 Tulane	3rd	13	75	6:12	TD
at Navy	4th	13	88	6:01	TD
North Alabama	4th	8	88	5:55	TD
at East Carolina	3rd	12	70	5:54	FG
at SMU	3rd	12	65	5:52	TD
#25/25/25 UCF	3rd	11	77	5:40	TD
at Navy	1st	10	34	5:12	DOWN

**GAME NOTES****STERLING START**

- Head coach Ryan Silverfield had a tremendous first season at the helm of the Tiger Football program in 2020, leading the team to an 8-3 record and a win in the Montgomery Bowl, the first for the Tigers since 2014.
- With that victory over Florida Atlantic in the Montgomery Bowl, Silverfield became the first head coach in school history to win a bowl game in his first year.
- Silverfield set the program record for winning percentage (.727) by a first-year head coach, while also matching the school mark for most wins in a debut year (Mike Norvell, 2016).
- For his efforts, he was named the 2020 Tennessee Sports Writers Association (TSWA) Coach of the Year.
- Prior to being named head coach in 2019 before the team's appearance in the Goodyear Cotton Bowl Classic in Dallas, Silverfield served as deputy head coach and offensive line coach during the 2019 season as the Tigers won their first outright conference title in 50 years.
- Silverfield also was part of Memphis staffs that led the program to three-straight American Athletic Conference West Division crowns from 2017-19 and four-straight bowl appearances from 2016-19.
- Behind Silverfield's contributions, Memphis won 38 games during those four seasons, including going 10-3 in 2017 and 12-1 in 2019. He is the only member of the staff to be part of both 10-plus win seasons.

**THANK YOU, TOM III**

- TOM III, the beloved Bengal Tiger mascot for the University of Memphis who was a part of one of the most glorious periods in University and athletics history, passed away on Sept. 18, 2020, less than three weeks after his 12th birthday.
- TOM III was remembered with a moving ceremony as his ashes made a final lap around Simmons Bank Liberty Stadium in his custom-designed, climate-controlled trailer prior to the 50-49 win over UCF on Oct. 18, as the Tigers' 21-point come-from-behind victory was the largest in school history.
- TOM III's last game attended came as the No. 16 Memphis Tigers defeated No. 21 Cincinnati in a come-from-behind, 29-24 victory in the 2019 American Athletic Conference Championship at Simmons Bank Liberty Stadium on Dec. 7.
- TOM III attended his first game at Simmons Bank Liberty Stadium as a cub in 2008.
- He was born Aug. 31, 2008 and arrived in Memphis a few short months later on Oct. 23. His first game at Simmons Bank Liberty Stadium was on Nov. 22 against UCF. In 73 games attended, TOM III produced a 44-29 home record. Since he arrived in Memphis, the Tigers went 73-73 (.500) overall and 45-29 at home.

**TIGER GREATS WHO PLAYED IN THE LEAGUE**

- **Charlie Babb**, DB, member of the Miami Dolphins' undefeated, Super Bowl VIII championship team (1972-79).
- **Marcus Bell**, DT, played for the Arizona Cardinals, Detroit Lions and New York Giants (2001-07).
- **John Bramlett**, LB, Pro Bowl player for both the Denver Broncos and Miami Dolphins before concluding his playing career with the New England Patriots and Atlanta Falcons (1965-71).
- **Isaac Bruce**, WR, four-time Pro Bowl selection whose 15,208 receiving yards ranks fourth all-time in the league. Played for the St. Louis Rams and San Francisco 49ers (1994-2008).
- **Ken Irwin**, DB, played for the Buffalo Bills, New Orleans Saints and Minnesota Vikings (1995-2005). Inducted into the University of Memphis Athletic Hall of Fame in 2018.
- **Harry Schuh**, OT, a member of the Oakland Raiders' All-Time Team who played in the second AFL-NFL World Championship Game. Was an All-Pro player for the Raiders before concluding his playing career with the Los Angeles Rams and Green Bay Packers (1965-74).
- **DeAngelo Williams**, RB, was a first-round draft pick by the Carolina Panthers in 2006 and rushed for over 8,000 yards in his 11-year NFL career. In 2008 and 2015, Williams was the NFL's rushing touchdowns leader. Williams is one of six Tigers to have their jerseys retired and he was inducted into the M Club Hall of Fame in 2014.



## THE LAST TIME...

## THE LAST TIME MEMPHIS...

## RUSHING

Had 500 or more yards rushing ..... vs Tulsa, 1969 (507)  
 Had 400 or more yards rushing ..... at UCF, 2018 (401)  
 Had 300 or more yards rushing ..... vs Stephen F. Austin, 2020 (305)  
 Had 200 or more yards rushing ..... vs North Alabama, 2022 (246)  
 Held to under 50 yards rushing ..... at Tulane, 2020 (45)  
 Had 80 or more rushing attempts ..... vs North Texas State, 1971 (81)  
 Had 75 or more rushing attempts ..... vs Wichita State, 1972 (77)  
 Had 70 or more rushing attempts ..... vs Georgia Tech, 1981 (70)  
 Had seven or more rushing TDs ..... vs SMU, 2017 (7)  
 Had six or more rushing TDs ..... vs Houston, 2018 (6)  
 Had five or more rushing TDs ..... vs North Alabama, 2022 (5)  
 Had four or more rushing TDs ..... vs North Alabama, 2022 (5)  
 Had three or more rushing TDs ..... at SMU, 2022 (3)  
 Had two or more players with 100 yards rushing in a game ..... at South Alabama, 2019  
 ..... (Gainwell, 145; Watkins, 113)  
 Had 2 players rush for three or more TDs ..... Henderson & Taylor vs UConn, 2018 (3)  
 Had 2 players rush for two or more TDs ..J. Ducker & A. Martin vs North Alabama, 2022 (2)

## PASSING

Had 400 or more yards passing ..... at East Carolina, 2022 (407)  
 Had 350 or more yards passing ..... at East Carolina, 2022 (407)  
 Had 300 or more yards passing ..... at Tulane, 2022 (312)  
 Had 60 or more pass attempts ..... vs SMU, 2007 (61)  
 Had 50 or more pass attempts ..... vs SMU, 2021 (54)  
 Had 40 or more pass attempts ..... at SMU, 2022 (44)  
 Had 30 or more pass completions ..... vs SMU, 2021 (35)  
 Had 25 or more pass completions ..... at SMU, 2022 (27)  
 Had seven or more passing TDs ..... at UConn, 2017 (7)  
 Had six or more passing TDs ..... vs UCF, 2020 (6)  
 Had five or more passing TDs ..... vs Arkansas State, 2021 (5)  
 Had four or more passing TDs ..... vs Arkansas State, 2021 (5)  
 Had three or more passing TDs ..... at Tulane, 2022 (3)  
 Had no passing touchdowns ..... at UCF, 2021  
 Had five or more passes intercepted ..... vs East Carolina, 2006 (5)  
 Had four or more passes intercepted ..... vs Ole Miss, 2007 (4)  
 Had three or more passes intercepted ..... at UCF, 2021 (3)  
 Had three players throw a TD pass .. vs Missouri St, 2015 (P. Lynch, P. Mayhue, C. Holgorsen)  
 Had two players throw a touchdown pass ..... vs Houston, 2022 (S. Henigan, G. Rogers)  
 Had two or more players with 100 yards passing in a game .....  
 ..... vs UCF, 2009 (T. Bass 115 & W. Hudgens 143)

## RECEIVING

Had two or more players with 100 yards receiving in a game .....  
 ..... at East Carolina, 2022 (Joe Scates, 112; Caden Prieskorn, 104)  
 Had 12 players with at least 1 reception ..... at UCF, 2021 (12)  
 Had 10 players with at least 1 reception ..... at Tulane, 2022 (10)

## TOTAL OFFENSE

Had 700 or more yards of total offense ..... vs UCF, 2020 (703)  
 Had 600 or more yards total offense ..... at Tulsa, 2021 (614)  
 Had 500 or more yards total offense ..... vs Arkansas State, 2022 (547)  
 Had 400 or more yards total offense ..... at SMU, 2022 (439)  
 Had 100 or more plays ..... at UConn, 2017 (100)  
 Had 90 or more plays ..... vs SMU, 2021 (91)  
 Had 80 or more plays ..... vs Temple, 2022 (89)  
 Had 75 or more plays ..... at SMU, 2022 (77)  
 Had 49 or fewer plays ..... vs Navy, 2021 (46)

## SCORING

Had 70 or more points ..... vs ECU, 2017 (W, 70-13)  
 Had 60 or more points ..... vs Mercer, 2018 (W, 66-14)  
 Had 50 or more points ..... vs North Alabama, 2022 (59)  
 Had 40 or more points ..... vs North Alabama, 2022 (59)  
 Allowed 50 or more points ..... vs Arkansas State, 2021 (50)  
 Allowed 40 or more points ..... at East Carolina, 2022 (47)  
 Was held scoreless ..... at UCF, 2011 (L, 0-41)  
 Was held scoreless at home ..... vs SMU, 2011 (L, 0-42)  
 Last time without scoring in first half ..... at Tulane, 2022 (L, 28-38)  
 Last time without scoring in first half at home ..... vs Temple, 2022 (W, 24-3)  
 Was held scoreless on the road ..... at UCF, 2011 (L, 0-41)  
 Held an opponent scoreless ..... vs North Alabama, 2022 (W, 59-0)  
 Held an opponent scoreless in the first half ..... vs North Alabama, 2022 (W, 59-0)  
 Held an opponent scoreless at home ..... vs North Alabama, 2022 (W, 59-0)  
 Held an opponent scoreless on the road ..... vs Arkansas, 1993 (W, 6-0)  
 Held two opponents scoreless in a season ..... vs Tulsa; USM, 1968  
 Held three opponents scoreless in a season ..... vs Utah St.; North Texas; McNeese State, 1965  
 Held four opponents scoreless in a season ..... vs Louisville; McNeese St.;  
 ..... West Texas State; Tampa, 1964

Scored a two-point conversion rushing ..... vs FAU, 2020 (Hassell run)  
 Scored a two-point conversion passing ..... at SMU, 2022 (Seth Henigan-Gabe Rogers)  
 Had 2 players score two or more TDs ..J. Ducker/A. Martin/E. Lewis vs North Alabama, 2022 (2/2/2)  
 Had 3 players score two or more TDs ..J. Ducker/A. Martin/E. Lewis vs North Alabama, 2022 (2/2/2)

## TURNOVERS

Consecutive games with a forced turnover ..... 20 (11/18/16 through 9/22/18)  
 Had eight or more turnovers ..... vs Louisville, 1979 (8: 6 FR, 2 int.)  
 Had seven or more turnovers ..... vs USF, 2003 (3 FR; 4 Int)  
 Had six or more turnovers ..... vs East Carolina, 2006 (1 FR; 5 Int)  
 Had eight or more fumbles ..... vs Alabama, 1986 (8)  
 Had six or more fumbles ..... vs Middle Tennessee, 2012 (6)  
 Lost seven or more fumbles ..... vs Mississippi State, 1976 (7)  
 Lost six or more fumbles ..... vs Louisville, 1979 (6)  
 Lost five or more fumbles ..... vs Tennessee, 1984 (5)  
 Lost four or more fumbles ..... at Houston, 2013 (4)  
 Lost three or more fumbles ..... at Temple, 2019 (3)  
 Did not commit a turnover ..... vs North Alabama, 2022  
 Had eight or more takeaways ..... vs North Texas State, 1968 (8)  
 Had six or more takeaways ..... vs Kansas, 2016 - 6 (4 fumble, 2 INT)  
 Had five or more takeaways ..... vs Navy, 2017 - 5 (3 fumbles, 2 INT)  
 Had four or more takeaways ..... vs Tulane, 2021 - 4 (2 fumbles, 2 INT)  
 Had three or more takeaways ..... vs North Alabama, 2022 - 3 (2 INT, 1 FR)  
 Returned two interceptions for TDs ..... vs North Texas - 2, 2022 (J. Allen, 39; X. Cullens, 38)  
 Returned an interception for a TD ..... vs North Alabama, 2022 (X. Cullens, 54)  
 Returned a fumble for a TD ..... vs UTSA, 2021 (Wardalis Ducksworth)  
 Returned two fumbles for TDs ..... vs SMU, 2013  
 Blocked a punt for a touchdown ..... vs Southern, 2019 (Keith Brown)  
 Blocked two punts for touchdowns ..... vs Tulsa, 1968 (Dees & Marks)

## DEFENSE

Held an opponent to 10 or fewer first downs ..... vs North Alabama, 2022 (9)  
 Held an opponent to 0 or fewer yards rushing ..... vs Ole Miss, 1993 (-4)  
 Held an opponent to 50 or fewer yards rushing ..... vs Tulsa, 2022 (31)  
 Held an opponent to 100 or fewer yards rushing ... vs. North Alabama, 2022 (100)  
 Held an opponent to 25 or fewer yards passing ..... vs North Alabama, 2022 (24)  
 Held an opponent to 50 or fewer yards passing ..... vs North Alabama, 2022 (24)  
 Held an opponent to 100 or fewer yards total offense ..... vs SMU, 2015 (97)  
 Held an opponent to 200 or fewer yards total offense ..... vs North Alabama, 2022 (124)  
 Held an opponent to 250 or fewer yards total offense ..... vs North Alabama, 2022 (124)  
 Held an opponent to 300 or fewer yards total offense ..... vs North Alabama, 2022 (124)  
 Intercepted six or more passes ..... vs East Carolina, 1993 (6)  
 Intercepted five or more passes ..... vs Mississippi State, 1998 (5)  
 Intercepted four or more passes ..... vs Bowling Green, 2016 (4)  
 Intercepted three or more passes ..... vs Temple, 2022 (3)  
 Recovered four or more fumbles ..... vs Kansas, 2016 (4)  
 Recovered three or more fumbles ..... at UCF (AAC CG), 2018 (3)  
 Recorded a safety ..... vs Ole Miss, 2019  
 Recorded two safeties in a game ..... vs Tulane, 2015  
 Recorded seven or more sacks ..... vs Tulane, 2017 (7)  
 Recorded six or more sacks ..... vs East Carolina, 2021 (6)  
 Recorded five or more sacks ..... vs East Carolina, 2021 (6)  
 Recorded four or more sacks ..... vs East Carolina, 2021 (6)  
 Recorded 15 or more tackles for loss ..... Cincinnati, 2019 (15.0, 46 yds)  
 Recorded 12 or more tackles for loss ..... at SMU, 2018 (12)  
 Recorded 11 or more tackles for loss ..... vs UTSA, 2021 (11)  
 Recorded 10 or more tackles for loss ..... vs East Carolina, 2021 (10)  
 Had four or more players with 2 or more tackles for loss ..... vs Ole Miss, 2019 (4)  
 Had three or more players with 2 or more tackles for loss ..... vs East Carolina, 2021 (3)

## SPECIAL TEAMS

Returned a punt for a TD ..... vs North Alabama, 2022 (Eddie Lewis, 60 yards)  
 Returned a blocked punt for a TD ..... vs Southern, 2019 (Keith Brown)  
 Returned a kickoff for a TD ..... vs SMU, 2019 (Antonio Gibson, 97 yards)  
 Blocked one punt ..... vs Southern, 2019 (2, Rodrigues Clark, Colton Cochran)  
 Blocked two punts ..... vs Southern, 2019 (2, Rodrigues Clark, Colton Cochran)  
 Blocked three punts ..... vs Arkansas, 1992 (4)  
 Blocked four punts ..... vs Arkansas, 1992 (4)  
 Blocked a field goal ..... at Tulsa, 2019 (Quindell Johnson)  
 Blocked a PAT ..... vs Temple, 2020 (Cam/Ron Jackson)  
 Blocked a field goal and a PAT in the same game ... vs Georgia State, 2018 (John Tate)  
 Returned a Blocked PAT for 2 Points ..... at UAB, 2012 (Charles Harris)  
 Returned a Botched PAT for 2 Points ..... at South Alabama, 2019 (Jacobi Francis)  
 Punted 13 or more times ..... vs Texas A&M, 1979 (13)  
 Punted 12 or more times ..... vs SMU, 2011 (12)  
 Punted 11 or more times ..... at Southern Miss, 2011 (11)  
 Punted 10 or more times ..... at Ole Miss, 2014 (10)  
 Punted two times or less ..... vs North Alabama, 2022 (2)  
 Punted one time or less ..... at East Carolina, 2022 (1)  
 Did not punt in a game ..... vs Nicholls, 2021 (0)  
 Missed a kicking PAT ..... at SMU, 2022  
 Had a kicking PAT blocked ..... at SMU, 2022

## THE LAST TIME...

Had a punt blocked ..... at Houston, 2021  
 Had a field goal blocked ..... vs SMU, 2021  
 Had a blocked field goal returned for a TD ..... vs Louisville, 2008  
 Recorded 2 special teams TDs ..... at Arkansas State, 2012 (2, BL P & P FF)  
 Gave up 2 special teams TDs ..... vs Louisville, 2008 (2, BL FG & KOR)  
 Recovered an opponent's on-side kick ..... vs Tulsa, 2022  
 Recovered a Memphis on-side kick ..... at ULM, 2019  
 Recovered two on-side kicks in a game ..... vs Mississippi State, 2021 (2 MSU kicks)  
 Totaled 200 or more kickoff return yards ..... vs SMU, 2019 (220)  
 Totaled 150 or more kickoff return yards ..... at Tulsa, 2019 (165)  
 Totaled 100 or more kickoff return yards ..... at Mississippi State, 2022 (117)  
 Returned 10 or more kickoffs ..... vs Mississippi State, 2011 (10)

## MISCELLANEOUS

Had 40 or more first downs ..... vs UCF, 2020 (41)  
 Had 30 or more first downs ..... at Tulsa, 2021 (33)  
 Had 25 or more first downs ..... at SMU, 2022 (27)  
 Had 0 penalties in a game ..... at Tulane, 2022  
 Had 16 or more penalties ..... vs SMU, 2019 (16)  
 Had 15 or more penalties ..... at Middle Tennessee, 2013 (15)  
 Had 12 or more penalties ..... at SMU, 2018 (12)  
 Had 10 or more penalties ..... at South Alabama, 2019 (10)  
 Had 125 or more yards in penalties ..... SMU, 2019 (134)  
 Had 100 or more yards in penalties ..... at South Alabama, 2019 (100)  
 Had a 100-yard rusher and a 100-yard receiver in the same game .....  
 ..... vs Arkansas State, 2021 (Brandon Thomas, 191 rush;  
 ..... Calvin Austin III, 239 rec., Sean Dykes, 143 rec)  
 Had 2 100-yard receiver and 1 100-yard rushers ..... vs UCF, 2020  
 ..... (R. Clark, 112 rush; C. Austin, 151 rec., T. Washington, 131 rec.)  
 Had 2 100-yard rushers and 2 100-yard receivers in the same game ..... at UCF, 2017  
 ..... (Henderson, 109 rush; Taylor, 107 rush, Miller, 195 receiving; Dykes 161 receiving)  
 Had 40 or more minutes of TOP ..... at Cincinnati, 2014 (40:55)  
 Had 35 or more minutes of TOP ..... vs Tulsa, 2022 (36:14)  
 Had a tie game ..... vs Arkansas State, 1990  
 Was involved in an overtime ..... vs East Carolina, 2022  
 Was involved in double overtime ..... at East Carolina, 2022  
 Was involved in triple overtime ..... at East Carolina, 2022  
 Was involved in quadruple overtime ..... at East Carolina, 2022  
 Gave up a safety ..... at SMU, 2018  
 Recorded a safety ..... vs Ole Miss, 2019

## IN ONE QUARTER

Passed for 150 yards or more ..... vs SMU, 2021 (166-2nd)  
 Passed for 200 yards or more ..... at Tulsa, 2021 (211-4th)  
 Passed for three TDs ..... vs UCF, 2020 (3-4th)  
 Passed for four TDs ..... vs Mercer, 2018 (4-2nd)  
 Rushed for 100 yards or more ..... vs Arkansas State, 2021 (123-1st)  
 Rushed for 175 yards or more ..... at UCF, 2018 (191-1st)  
 Rushed for four TDs or more ..... vs UConn, 2018 (4-2nd)  
 Rushed for three TDs or more ..... vs Stephen F. Austin, 2020 (3-4th)  
 Kicked three or more field goals ..... vs SMU, 2019 (3-2nd)  
 Had four receivers catch three passes ..... vs Southern Miss, 2007 (4-4th)  
 Had seven receivers catch one pass ..... vs Tulane, 2021 (7-2nd)

## IN ONE HALF

Passed for 350 yards or more ..... vs Mercer, 2018 (358-1st)  
 Passed for 300 yards or more ..... at UConn, 2017 (325-1st)  
 Passed for 250 yards or more ..... at Tulsa, 2021 (277-2nd)  
 Passed for 200 yards or more ..... vs North Alabama, 2022 (218-1st)  
 Passed for three or more TDs ..... at Tulane, 2022 (3-2nd)  
 Passed for four or more TDs ..... vs UCF, 2020 (5-2nd)  
 Passed for five or more TDs ..... vs UCF, 2020 (5-2nd)  
 Passed for six or more TDs ..... vs Bowling Green, 2016 (6-1st)  
 Passed for seven or more TDs ..... vs SMU, 2015 (7-1st)  
 Rushed for 300 yards or more ..... at UCF, 2018 (336-1st)  
 Rushed for 250 yards or more ..... vs Houston, 2018 (275-2nd)  
 Rushed for 200 yards or more ..... vs Arkansas State, 2021 (230-1st)  
 Rushed for 150 yards or more ..... vs North Alabama, 2022 (166-2nd)  
 Rushed for five TDs or more ..... vs Houston, 2018 (5-2nd)  
 Rushed for four TDs or more ..... vs Stephen F. Austin, 2020 (4-2nd)  
 Rushed for three TDs or more ..... vs North Alabama, 2022 (3-1st)  
 Kicked four or more field goals ..... vs UAB, 1999 (4-1st)

## THE LAST TIME A MEMPHIS PLAYER...

## RUSHING

Rushed 40 or more times ..... Marcus Holliday vs Tulane, 1994 (42)  
 Rushed 35 or more times ..... Sam Craft at Cincinnati, 2014 (38)  
 Rushed 30 or more times ..... Patrick Taylor Jr vs Wake Forest, 2018 (30)  
 Rushed 25 or more times ..... Patrick Taylor vs Ole Miss, 2019 (27)  
 Rushed for 250 or more yards ..... DeAngelo Williams vs USF, 2004 (263)  
 Rushed for 200 or more yards ..... Kenneth Gainwell at ULM, 2019 (209)  
 Rushed for 150 or more yards ..... Brandon Thomas at Arkansas State, 2021 (191)  
 Rushed for 100 or more yards ..... Brandon Thomas at Arkansas State, 2021 (191)  
 Rushed for four or more TDs ..... Patrick Taylor Jr. at Houston, 2017 (4)  
 Rushed for three or more TDs ..... Patrick Taylor at USF, 2019 (3)  
 Rushed for two or more TDs ..... J. Ducker/A. Martin vs North Alabama, 2022 (2)  
 Had a run of 90 or more yards ..... Herb Covington vs Cincinnati, 1966 (92)  
 Had a run of 80 or more yards ..... Darrell Henderson at UCF, 2018 (82)  
 Had a run of 70 or more yards ..... Brandon Thomas at Arkansas State, 2021 (75)  
 Had a run of 60 or more yards ..... Calvin Austin III vs Navy, 2021 (69)  
 Had a run of 50 or more yards ..... Jevyon Ducker at Mississippi State, 2022 (50)

## PASSING

Passed for 450 or more yards ..... Seth Henigan at Tulsa, 2021 (463)  
 Passed for 400 or more yards ..... Seth Henigan at East Carolina, 2022 (407)  
 Passed for 350 or more yards ..... Seth Henigan at East Carolina, 2022 (407)  
 Passed for 300 or more yards ..... Seth Henigan at Tulane, 2022 (312)  
 Attempted 60 or more passes ..... Martin Hankins vs East Carolina, 2007 (60)  
 Attempted 50 or more passes ..... Seth Henigan at Tulsa, 2021 (53)  
 Attempted 40 or more passes ..... Seth Henigan at SMU, 2022 (44)  
 Attempted 30 or more passes ..... Seth Henigan vs Tulsa, 2022 (34)  
 Completed 30 or more passes ..... Seth Henigan at Tulsa, 2021 (34)  
 Completed 25 or more passes ..... Seth Henigan at SMU, 2022 (27)  
 Threw seven or more TD passes ..... Riley Ferguson at UConn, 2017 (7)  
 Threw six or more TD passes ..... Brady White vs UCF, 2020 (7)  
 Threw five or more TD passes ..... Seth Henigan at Arkansas State, 2021 (5)  
 Threw four or more TD passes ..... Seth Henigan at Arkansas State, 2021 (5)  
 Threw five or more interceptions ..... Martin Hankins vs Southern Miss, 2006 (5)  
 Threw four or more interceptions ..... Martin Hankins vs Ole Miss, 2007 (4)  
 Threw three or more interceptions ..... Riley Ferguson at UCF, 2017 (3)  
 Completed a pass for 90 or more yards ..... Brady White at Cincinnati, 2020 (92)  
 Completed a pass for 80 or more yards ..... Brady White at Cincinnati, 2020 (92)  
 Completed a pass for 70 or more yards ..... Seth Henigan at Navy, 2022 (79)  
 Completed a pass for 60 or more yards ..... Seth Henigan vs Tulsa, 2022 (68)  
 Completed a pass for 50 or more yards ..... Seth Henigan vs Tulsa, 2022 (68)

## RECEIVING

Caught 10 or more passes ..... Calvin Austin III at Tulsa, 2021 (13)  
 Caught seven or more passes ..... Asa Martin at SMU, 2022 (7)  
 Had 250 or more yards receiving ..... Anthony Miller vs Tulsa, 2016 (250)  
 Had 200 or more yards receiving ..... Calvin Austin III at Tulsa, 2021 (200)  
 Had 150 or more yards receiving ..... Calvin Austin III at Tulsa, 2021 (200)  
 Had 100 or more yards receiving ..... Javon Ivory vs Tulsa, 2022 (123)  
 Caught four or more TD passes ..... Anthony Miller at UConn, 2017 (4)  
 Caught three or more TD passes ..... Calvin Austin III at Arkansas State, 2021 (3)  
 Caught two or more TD passes ..... Caden Prieskorn vs Arkansas State, 2022 (2)

## TOTAL OFFENSE

Had 500 or more yards of total offense ..... Seth Henigan at Tulsa, 2021 (500)  
 Had 400 or more yards of total offense ..... Seth Henigan at East Carolina, 2022 (412)  
 Had 350 or more yards of total offense ..... Seth Henigan vs UCF, 2022 (353)  
 Had 300 or more yards of total offense ..... Seth Henigan at SMU, 2022 (306)

## SCORING

Responsible for seven or more TDs ..... Brady White vs UCF, 2020 (6 pass, 1 rush)  
 Responsible for six or more TDs ..... Brady White vs UCF, 2020 (6 pass, 1 rush)  
 Responsible for five or more TDs ..... Seth Henigan at Arkansas State, 2021 (5 pass)  
 Responsible for four or more TDs ..... Seth Henigan vs Arkansas State, 2022 (3 pass, 1 rush)  
 Scored four or more TDs ..... Darrell Henderson at UCF, 2018 (3 rushing, 1 pass)  
 Scored three or more TDs ..... C. Austin III vs Mississippi State, 2021 (2 rec, 1 PR)  
 Scored in three different ways ..... Antonio Gibson vs SMU, 2019 (1 receiving, 1 rush, 1 KOR)

## DEFENSE

Intercepted three or more passes ..... Bobby McCain at USF, 2013 (3)  
 Intercepted two or more passes ..... Rodney Owens at Houston, 2021 (2)  
 Recovered three or more fumbles ..... Quinton McCrary vs UCF, 2007 (3)  
 Recovered two or more fumbles ..... Austin Hall at South Alabama, 2019 (2)  
 Returned two fumbles for TDs ..... Ryan Coleman vs SMU, 2013 (2)  
 Recorded four or more sacks ..... Clinton McDonald vs Arkansas St., 2008 (4)  
 Recorded three or more sacks ..... Genard Avery vs Tulane, 2017 (3.5)  
 Recorded two or more sacks ..... Jaylon Allen vs Tulsa, 2022 (2.0)  
 Recorded five or more TFLs ..... Bryce Huff at Tulane, 2018 (5.0)  
 Recorded four or more TFLs ..... Joseph Dorceus vs Stephen F. Austin, 2020 (4.0)  
 Recorded three or more TFLs ..... Xavier "Zay" Cullens vs UTSA, 2021 (3.5)  
 Created two or more takeaways ..... X. Cullens/Q. Johnson vs North Alabama, 2022 (1 INT, 1 FR/1 INT, 1 FF)

## THE LAST TIME...

## SPECIAL TEAMS

Scored 20 or more points kicking .....	Riley Patterson vs Penn State, 2019 (21)
Scored 18 or more points kicking .....	Joe Doyle vs Nicholls, 2021 (18)
Scored 15 or more points kicking .....	Joe Doyle vs Nicholls, 2021 (18)
Scored 10 or more points kicking .....	Chris Howard vs North Alabama, 2022 (11)
Made six or more field goals .....	Riley Patterson vs Penn State, 2019 (6)
Made five or more field goals .....	Joe Doyle vs Nicholls, 2021 (5)
Made four or more field goals .....	Chris Howard vs Tulsa, 2022 (4)
Made three or more field goals .....	Chris Howard vs Tulsa, 2022 (4)
Attempted six or more field goals .....	Riley Patterson vs Penn State, 2019 (6)
Attempted five or more field goals .....	Joe Doyle vs Nicholls, 2021 (5)
Attempted four or more field goals .....	Chris Howard vs Tulsa, 2022 (4)
Attempted three or more field goals .....	Chris Howard vs Tulsa, 2022 (4)
Made a field goal of 50 or more yards .....	Joe Doyle vs Mississippi State, 2021 (51)
Made a field goal of 45 or more yards .....	Chris Howard vs Tulsa, 2022 (49)
Made two or more 50+ yard FGs .....	Riley Patterson vs Cincinnati (AAC CG), 2019 (52, 50)
Punted 12 or more times .....	Tom Hornsey vs SMU, 2011 (12)
Punted 11 or more times .....	Tom Hornsey at Southern Miss, 2011 (11)
Punted 10 or more times .....	Spencer Smith at Ole Miss, 2014 (10)
Punted 70 or more yards .....	Adam Williams vs Tulane, 2019 (76)
Punted 60 or more yards .....	Joe Doyle vs Temple, 2022 (62)
Had a punt average 50+ yards (min. 2 punts) .....	Joe Doyle vs Temple, 2022 (53.5)
Totaled 200 or more yards in kick returns .....	Tony Pollard, 2018 (209)
Totaled 150 or more yards in kick returns .....	Antonio Gibson vs SMU, 2019 (159)
Totaled 100 or more yards in kick returns .....	Gabriel Rogers at Mississippi State, 2022 (117)
Returned a kick 90 or more yards .....	Chris Claybrooks vs Cincinnati, 2019 (96)
Returned a kickoff for a TD .....	Chris Claybrooks vs Cincinnati, 2019 (96)
Returned nine or more kickoffs .....	Marcus Hightower vs Houston, 2009 (9)
Returned eight or more kickoffs .....	D.A. Griffin vs Houston, 2010 (8)
Returned seven or more kickoffs .....	Tony Pollard at UCF, 2018 (7)
Returned six or more kickoffs .....	Tony Pollard vs Wake Forest, 2018 (6)
Returned 10 or more punts .....	Ryan Roskelly vs Tulsa, 1994 (10)
Returned seven or more punts .....	Eddie Lewis vs Tulsa, 2022 (7)
Returned six or more punts .....	Eddie Lewis vs Tulsa, 2022 (7)
Had 150 or more punt return yards .....	Ryan Roskelly vs Tulsa, 1994 (194)
Had 100 or more punt return yards .....	Calvin Austin III vs Mississippi State, 2021 (107)
Had a punt return of 90 or more yards .....	C. Austin III vs Mississippi State, 2021 (94)
Had a punt return of 80 or more yards .....	C. Austin III vs Mississippi State, 2021 (94)
Had a punt return of 70 or more yards .....	C. Austin III vs Mississippi State, 2021 (94)
Had a punt return of 60 or more yards .....	Eddie Lewis vs North Alabama, 2022 (60)
Had a punt return of 50 or more yards .....	Eddie Lewis vs North Alabama, 2022 (60)
Returned a punt for a TD .....	Eddie Lewis vs North Alabama, 2022 (60)
Blocked a punt .....	Rodriguez Clark & Colton Cochran vs Southern, 2019
Returned a blocked punt for a TD .....	Keith Brown vs Southern, 2019
Blocked a field goal .....	Quindell Johnson at Tulsa, 2019
Blocked a PAT .....	CamRon Jackson vs Temple, 2020
Returned a blocked PAT for a score .....	Charles Harris at UAB, 2012
Returned a botched PAT for a score .....	Jacobi Francis at South Alabama, 2019

## IN ONE QUARTER

Passed for 150 yards or more .....	Seth Henigan vs SMU, 2021 (166-2nd)
Passed for 200 yards or more .....	Seth Henigan at Tulsa, 2021 (211-4th)
Passed for four or more TDs .....	Brady White vs Mercer, 2018 (4-2nd)
Passed for three or more TDs .....	Brady White vs UCF, 2020 (3-4th)
Rushed for 100 yards or more .....	Darrell Henderson vs UCF, 2018 (122-2nd)
Rushed for 150 yards or more .....	Paul Gowen vs Tulsa, 1969 (150-2nd)
Rushed for two TDs or more .....	Brandon Thomas at Tulsa, 2021 (2-2nd)
Rushed for three TDs or more .....	Riley Ferguson vs SMU, 2017 (2-3rd)
Caught nine or more passes .....	Anthony Miller at UConn, 2017 (9-2nd)
Caught six or more passes .....	Calvin Austin III vs UCF, 2020 (6-4th)
Caught five or more passes .....	Calvin Austin III at Tulsa, 2021 (5-4th)
Caught two or more TD passes .....	Anthony Miller at UConn, 2017 (3-2nd)
Had 100 or more receiving yards .....	Kenneth Gainwell vs Tulane, 2019 (110-3rd)
Kicked three or more field goals .....	Stephen Gostkowski vs Ole Miss, 2003 (3-4th)

## IN ONE HALF

Passed for 300 yards or more .....	Brady White vs Mercer, 2018 (358-1st)
Rushed for 200 yards or more .....	Darrell Henderson at UCF, 2018 (207-1st)
Rushed for 150 yards or more .....	Brandon Thomas at Ark. State, 2021 (166-1st)
Rushed for 100 yards or more .....	Brandon Thomas at Ark. State, 2021 (166-1st)
Rushed for three TDs or more .....	Darrell Henderson at UCF, 2018 (3-1st)
Passed for seven or more TDs .....	Paxton Lynch vs SMU, 2015 (7-1st)
Passed for six or more TDs .....	Riley Ferguson vs Bowling Green, 2016 (6-1st)
Passed for five or more TDs .....	Brady White vs UCF, 2020 (5-2nd)
Passed for four or more TDs .....	Brady White vs UCF, 2020 (5-2nd)
Caught 12 or more passes .....	Anthony Miller at UConn, 2017 (12-1st)
Caught eight or more passes .....	Anthony Miller at UCF, 2017 (8-2nd)
Had 150 yards receiving .....	Calvin Austin III at Arkansas State, 2021 (166-2nd)
Had 100 yards receiving .....	Calvin Austin III at Tulsa, 2021 (123-2nd)
Caught three or more TD passes .....	Anthony Miller at UConn, 2017 (3-1st)
Kicked four or more field goals .....	Ryan White vs UAB, 1999 (4-1st)
Kicked three or more field goals .....	Chris Howard vs Houston, 2022 (3-2nd)

## THE LAST TIME A TIGER OPPONENT...

## RUSHING

Had 500 or more yards rushing .....	Texas A&M, 1978 (523)
Had 400 or more yards rushing .....	USF, 2016 (416)
Had 300 or more yards rushing .....	Tulane, 2021 (305)
Had 75 or more rushing attempts .....	Texas A&M, 1978 (75)
Had 70 or more rushing attempts .....	Navy, 2018 (73)
Had seven or more rushing TDs .....	UCF, 2007 (7)
Had six or more rushing TDs .....	UCF, 2018 (6)
Had five or more rushing TDs .....	Penn State, 2019 (5)
Had four or more rushing TDs .....	East Carolina, 2022 (4)
Had two players with 100 yards rushing in game .....	ULM, 2019 (2)
.....	Josh Johnson, 119; Caleb Evans, 112

## PASSING

Had 600 or more yards passing .....	UCF, 2020 (601)
Had 500 or more yards passing .....	Arkansas State, 2021 (582)
Had 400 or more yards passing .....	Mississippi State, 2022 (450)
Had 300 or more yards passing .....	SMU, 2022 (311)
Had 60 or more pass attempts .....	Mississippi State, 2021 (67)
Had 50 or more pass attempts .....	Houston, 2022 (58)
Had 40 or more pass attempts .....	Houston, 2022 (58)
Had 35 or more completions .....	Houston, 2022 (36)
Had 30 or more completions .....	Houston, 2022 (36)
Had six or more TD passes .....	Houston, 2010 (6)
Had five or more TD passes .....	Mississippi State, 2022 (5)
Had four or more TD passes .....	Mississippi State, 2022 (5)
Had three or more TD passes .....	Houston, 2022 (3)
Had six or more passes intercepted .....	East Carolina, 1993 (6)
Had five or more passes intercepted .....	Mississippi State, 1997 (5)
Had four or more passes intercepted .....	Bowling Green, 2016 (4)
Had three or more passes intercepted .....	Temple, 2022 (3)

## RECEIVING

Had two or more players with 100 yards receiving in game ..	Arkansas State, 2021
Had a receiver with 200 or more yards receiving ....	SMU, 2020 (R. Roberson, 243)

## TOTAL OFFENSE

Had 700 or more yards of total offense .....	UCF, 2020 (798)
Had 600 or more yards of total offense .....	Arkansas State, 2021 (680)
Had 500 or more yards of total offense .....	Mississippi State, 2022 (547)
Had 400 or more yards of total offense .....	SMU, 2022 (424)
Had 100 or more plays .....	East Carolina, 2021 (102)
Had 90 or more plays .....	East Carolina, 2021 (102)
Had 80 or more plays .....	Houston, 2022 (81)

## SCORING

Scored 70 or more points .....	Ole Miss, 1935 (92)
Scored 60 or more points .....	Missouri, 2018 (65)
Scored 50 or more points .....	Arkansas State, 2021 (50)
Scored 40 or more points .....	East Carolina, 2022 (47)
Scored a two-point conversion passing .....	East Carolina, 2022
Scored a two-point conversion rushing .....	SMU, 2019

## TURNOVERS

Committed seven or more turnovers .....	Cincinnati, 1998 (7, 5 fumbles, 2 int.)
Committed six or more turnovers .....	Kansas (6, 4 fumbles, 2 int.)
Committed five or more turnovers .....	Navy, 2017 (5, 3 fumbles, 2 int.)
Committed four or more turnovers .....	Tulane, 2021 (4, 2 fumbles, 2 int.)
Had five or more fumbles .....	ULM, 2017 (6)
Lost four or more fumbles .....	Kansas, 2016 (4)
Did not commit a turnover .....	SMU, 2022
Returned a fumble for a touchdown .....	Southern, 2019
Returned an interception for a touchdown .....	East Carolina, 2022

## DEFENSE

Held UoFM to 10 or fewer first downs .....	SMU, 2012 (9)
Held UoFM to 0 or fewer yards rushing .....	SMU, 2011 (-14)
Held UoFM to under 100 yards rushing .....	Tulsa, 2022 (79)
Held UoFM to under 50 yards rushing .....	SMU, 2021 (31)
Held UoFM to 100 or fewer yards passing .....	ULM, 2017 (97)
Held UoFM to under 300 yards of total offense .....	Mississippi State, 2022 (294)
Held UoFM to under 200 yards of total offense .....	Ole Miss, 2014 (104)
Intercepted five or more UoFM passes .....	East Carolina, 2006 (5)
Intercepted four or more UoFM passes .....	Ole Miss, 2007 (4)
Intercepted three or more UoFM passes .....	UCF, 2021 (3)
Recorded a safety .....	SMU, 2018
Recorded six or more quarterback sacks .....	UCF, 2021 (6)
Recorded five or more quarterback sacks .....	Temple, 2022 (5)
Forced four or more Memphis turnovers .....	at Tulane, 2022 (4, 2 fumbles, 2 INT)
Returned a fumble for a touchdown .....	Southern, 2019



*THE LAST TIME...***SPECIAL TEAMS**

Returned a punt for a TD ..... Tulane, 2022 (Jha'Quan Jackson, 89 yards)  
 Returned a blocked punt for a TD ..... Houston, 2019 (Cole McGowan)  
 Returned a kickoff for a TD ..... Houston, 2022 (Jayce Rogers, 100 yards)  
 Blocked a punt ..... Houston, 2021 (Ja'Kori Morgan)  
 Blocked a field goal ..... SMU, 2021 (Jimmy Phillips Jr.)  
 Blocked a field goal for a TD ..... Louisville, 2008 (Brandon Heath)  
 Blocked a PAT ..... Tulane, 2012  
 Punted 10 or more times ..... Stephen F. Austin, 2020 (10)  
 Did not punt ..... Houston, 2020  
 Attempted an on-side kick ..... Tulsa, 2022  
 Scored two special teams TDs ..... Louisville, 2008

**MISCELLANEOUS**

Had 30 or more first downs ..... East Carolina, 2021 (32)  
 Had 25 or more first downs ..... East Carolina, 2022 (25)  
 Had 10 or more penalties ..... Houston, 2021 (11)  
 Had 100 or more penalty yards ..... Houston, 2021 (122)  
 Had 40 minutes or more of possession ..... Mississippi State, 2022 (41:11)  
 Had 35 minutes or more of possession ..... Mississippi State, 2022 (41:11)  
 Had a 100 yard receiver and rusher ..... East Carolina, 2022  
 ..... (Isaiah Winstead, 154 receiving yds; Keaton Mitchell, 149 rushing yds)

*THE LAST TIME AN OPPOSING PLAYER...***RUSHING**

Rushed 45 or more times ..... Cyrus Lawrence, Va. Tech, 1981 (45)  
 Rushed 35 or more times ..... Sincere McCormick, UTSA, 2021 (42)  
 Rushed 30 or more times ..... Tyjae Spears, Tulane, 2021 (30)  
 Rushed 25 or more times ..... Tyler Lavine, SMU, 2022 (25)  
 Rushed for 300 or more yards ..... Chris Johnson, East Carolina, 2007 (301)  
 Rushed for 250 or more yards ..... Tyjae Spears, Tulane, 2021 (264)  
 Rushed for 200 or more yards ..... Tyjae Spears, Tulane, 2021 (264)  
 Rushed for 150 or more yards ..... RJ Harvey, UCF, 2022 (151)  
 Rushed for 100 or more yards ..... RJ Harvey, UCF, 2022 (151)  
 Rushed for five or more TDs ..... James Flanders, Tulsa, 2016 (5)  
 Rushed for four or more TDs ..... Darriel Mack, UCF (AAC CG), 2018 (4)  
 Rushed for three or more TDs ..... Keaton Mitchell, East Carolina, 2022 (3)  
 Rushed for two or more TDs ..... Tyler Lavine, SMU, 2022 (2)  
 Had a run of 90 yards or more ..... Adrian Killins, UCF, 2017 (96)  
 Had a run of 80 yards or more ..... L. Murray, UCF, 2012 (83)  
 Had a run of 70 yards or more ..... Taj McGowan, UCF, 2018 (71)  
 Had a run of 60 yards or more ..... RJ Harvey, UCF, 2022 (61)  
 Had a run of 50 yards or more ..... RJ Harvey, UCF, 2022 (61)

**PASSING**

Passed for 600 yards or more ..... Dillon Gabriel, UCF, 2020 (601)  
 Passed for 500 yards or more ..... Dillon Gabriel, UCF, 2020 (601)  
 Passed for 400 yards or more ..... Will Rogers, Mississippi State, 2022 (450)  
 Passed for 300 yards or more ..... Holton Ahlers, East Carolina, 2022 (304)  
 Attempted 60 or more passes ..... Will Rogers, Mississippi State, 2021 (67)  
 Attempted 50 or more passes ..... Clayton Tune, Houston, 2022 (57)  
 Attempted 40 or more passes ..... Clayton Tune, Houston, 2022 (57)  
 Attempted 35 or more passes ..... Clayton Tune, Houston, 2022 (57)  
 Completed 40 or more passes ..... Will Rogers, Mississippi State, 2021 (50)  
 Completed 30 or more passes ..... Clayton Tune, Houston, 2022 (36)  
 Threw for five or more TDs ..... Will Rogers, Mississippi State, 2022 (5)  
 Threw for four or more TDs ..... Will Rogers, Mississippi State, 2022 (5)  
 Threw for three or more TDs ..... Mikey Keene, UCF, 2022 (3)  
 Threw four or more interceptions ..... Mike White, USF, 2013 (4)  
 Threw three or more interceptions ..... E.J. Warner, Temple, 2022 (3)  
 Completed a pass for 90 or more yards ..... Dillon Gabriel, UCF, 2020 (93)  
 Completed a pass for 80 or more yards ..... James Blackman, Ark. State, 2021 (89)  
 Completed a pass for 70 or more yards ..... E.J. Warner, Temple, 2022 (78)  
 Completed a pass for 60 or more yards ..... E.J. Warner, Temple, 2022 (78)  
 Completed a pass for 50 or more yards ..... E.J. Warner, Temple, 2022 (78)

**RECEIVING**

Caught 15 or more passes ..... Linell Bonner, Houston, 2016 (17)  
 Caught 12 or more passes ..... Rashee Rice, SMU, 2022 (13)  
 Caught 10 or more passes ..... Rashee Rice, SMU, 2022 (13)  
 Had 200 or more yards receiving ..... Reggie Roberson, SMU, 2020 (243)  
 Had 150 or more yards receiving ..... Isaiah Winstead, East Carolina, 2022 (154)  
 Had 100 or more yards receiving ..... Rashee Rice, SMU, 2022 (147)  
 Caught three or more TD passes ..... Jadan Blue, Temple, 2020 (3)  
 Caught two or more TD passes ..... Kobe Hudson, UCF, 2022 (2)

**TOTAL OFFENSE**

Had 500 or more yards of total offense ..... Dillon Gabriel, UCF, 2020 (650)  
 Had 400 or more yards of total offense ..... Will Rogers, Mississippi State, 2022 (450)  
 Had 300 or more yards of total offense ..... Holton Ahlers, East Carolina, 2022 (314)

**SCORING**

Accounted for six or more TDs ..... Dillon Gabriel, UCF, 2020 (5 pass, 1 rush)  
 Accounted for five or more TDs ..... Will Rogers, Mississippi State, 2022 (5 pass)  
 Accounted for four or more TDs ..... Clayton Tune, Houston, 2022 (3 pass, 1 rush)  
 Accounted for three or more TDs ..... Mikey Keene, UCF, 2022 (3)  
 Scored five or more TDs ..... J. Flanders, Tulsa, 2016 (5)  
 Scored four or more TDs ..... Caleb Evans, ULM, 2019 (4)  
 Scored three or more TDs ..... Keaton Mitchell, East Carolina, 2022 (3 rush)  
 Scored two or more TDs ..... Tyler Lavine, SMU, 2022 (2 rush)

**DEFENSE**

Intercepted two or more passes ..... Gleason Sprewell, Houston, 2018 (2)  
 Returned an interception for a touchdown ..... Julius Wood, East Carolina, 2022 (47 yards)  
 Recovered two or more fumbles ..... Tyon Davis, Tulsa, 2022 (2)  
 Forced two or more fumbles ..... Micah Parsons, Penn State, 2019 (2)  
 Returned a fumble for a touchdown ..... Jordan Lewis, Southern, 2019 (74 yards)  
 Recorded three or more sacks ..... Nick Brents-Dawson, 2016 (3)  
 Recorded two or more sacks ..... DeVere Levelston, SMU, 2021 (2.0)  
 Recorded five or more tackles for loss ..... Haason Reddick, Temple, 2016 (5)  
 Recorded four or more tackles for loss ..... Chris Daley, USF, 2001 (4)  
 Recorded three or more tackles for loss ..... DeVere Levelston, SMU, 2021 (3.0)

**SPECIAL TEAMS**

Scored 10 or more points kicking ..... Collin Rogers, SMU, 2022 (10)  
 Kicked four or more field goals ..... Spencer Shrader, USF, 2020 (4)  
 Kicked three or more field goals ..... Owen Daffer, East Carolina, 2021 (3)  
 Kicked a field goal of 50 yds or more ..... Jake Verity, ECU, 2018 (52)  
 Kicked a 70-yard punt ..... Caleb Houston, UCF, 2013 (71)  
 Kicked a 60-yard punt ..... Lachlan Wilson, Tulsa, 2022 (61)  
 Totaled 150 or more kick return yards ..... Sherman Badie, Tulane, 2017 (159)  
 Totaled 100 or more kick return yards ..... Jayce Rogers, Houston, 2022 (100)  
 Totaled 100 or more punt return yards ..... Mario Hull, Rice, 2011 (121)  
 Had a punt return of 50 or more yards ..... Jha'Quan Jackson, Tulane, 2022 (90)  
 Had a 100-yard kickoff return ..... Jayce Rogers, Houston, 2022 (100)

**OFFENSIVE SINGLE-GAME CAREER HIGHS****PASSING CAREER HIGHS**

PLAYER	COMPLETIONS	ATTEMPTS	YARDS	TOUCHDOWNS	LONG PASS
Ryan Glover	25 (at Samford, 2/27/21)*	43 (at Samford, 2/27/21)*	306 (at Samford, 2/27/21)*	2 (3x, last at Samford, 2/27/21)*	87 (vs. Yale, 10/19/18)*
Seth Henigan	34 (at Tulsa, 10/9/21)	57 (at Tulsa, 10/9/21)	463 (at Tulsa, 10/9/21)	5 (at Ark. State, 9/11/21)	79 (at Navy, 9/10/22)
Gabriel Rogers	1 (2x, last vs Houston, 10/7/22)	2 (vs Houston, 10/7/22)	41 (vs Houston, 10/7/22)	1 (vs Houston, 10/7/22)	41 (vs Houston, 10/7/22)

**RUSHING CAREER HIGHS**

PLAYER	ATTEMPTS	YARDS	TOUCHDOWNS	LONG RUSH
An'Darius Coffey	14 (vs North Alabama, 11/19/22)	83 (vs North Alabama, 11/19/22)	-	16 (vs North Alabama, 11/19/22)
Jevyon Ducker	33 (vs Bowling Green, 10/16/21)*	210 (vs Bowling Green, 10/16/21)*	2 (2x, last vs North Alabama, 11/19/22)	56 (vs Coastal Carolina, 12/17/21)*
Ryan Glover	13 (2x, last vs VMI, 3/6/21) *	77 (vs Lehigh, 9/22/18)*	1 (4x)*	42 (vs Sacred Heart, 10/12/19)*
Seth Henigan	19 (vs. Temple, 10/1/22)	69 (vs. UCF, 11/5/22)	1 (4x, last vs UCF, 11/5/22)	30 (vs North Texas, 9/24/22)
Eddie Lewis	1 (vs North Alabama, 11/19/22)	11 (vs North Alabama, 11/19/22)	-	11 (vs North Alabama, 11/19/22)
Asa Martin	15 (vs. FAU, 12/23/20)	97 (vs. FAU, 12/23/20)	2 (2x, last vs North Alabama, 11/19/22)	37 (vs Houston, 10/7/22)
Gabriel Rogers	2 (2x, last vs Houston, 10/7/22)	23 (vs Houston, 10/7/22)	1 (at SMU, 11/26/22)	22 (at Houston, 11/19/21)
Sutton Smith	7 (vs North Alabama, 11/19/22)	55 (vs North Alabama, 11/19/22)	1 (vs North Alabama, 11/19/22)	15 (vs North Alabama, 11/19/22)
Brandon Thomas	18 (at Arkansas State, 9/11/21)	194 (at Arkansas State, 9/11/21)	2 (4x, last vs Temple, 10/1/22)	75 (at Arkansas State, 9/11/21)

**RECEIVING CAREER HIGHS**

PLAYER	RECEPTIONS	YARDS	TOUCHDOWNS	LONG RECEPTION
Koby Drake	3 (3x, last at Tulane, 10/15/22)	74 (at East Carolina, 10/15/22)	1 (at Tulane, 10/22/22)	51 (vs. Navy, 10/14/21)
Jevyon Ducker	3 (at SMU, 11/26/22)	37 (at Navy, 9/10/22)	-	37 (at Navy, 9/10/22)
John Hassell	1 (3x, last vs North Alabama, 11/19/22)	8 (at East Carolina, 10/15/22)	-	8 (at East Carolina, 10/15/22)
Seth Henigan	1 (at Houston, 11/19/21)	8 (at Houston, 11/19/21)	-	8 (at Houston, 11/19/21)
Javon Ivory	7 (3x, last vs Tulsa, 11/10/22)	126 (vs. FAU, 12/23/20)	2 (at Temple, 10/2/21)	68 (vs. Tulsa, 11/10/22)
Eddie Lewis	6 (3x, last vs. Houston, 10/7/22)	94 (at Tulane, 10/22/22)	2 (at Tulane, 10/22/22)	75 (vs. ECU, 11/13/21)
Asa Martin	7 (2x, last at SMU, 11/26/22)	74 (at SMU, 11/26/22)	1 (2x, last vs Houston, 10/7/22)	43 (at Navy, 11/28/20)
Caden Prieskorn	6 (at East Carolina, 10/15/22)	104 (at East Carolina, 10/15/22)	2 (vs Arkansas State, 9/17/22)	48 (at East Carolina, 10/15/22)
Gabriel Rogers	5 (4x, last vs UCF, 11/5/22)	95 (at Navy, 9/10/22)	1 (vs. Tulane, 11/27/21)	56 (vs. Arkansas State, 9/17/22)
Joseph Scates	5 (at East Carolina, 10/15/22)	112 (at East Carolina, 10/15/22)	1 (3x, last at East Carolina, 10/15/22)	79 (at Navy, 9/10/22)
Sutton Smith	2 (at Tulane, 10/22/22)	38 (at Tulane, 10/22/22)	-	24 (at Tulane, 10/22/22)
Roc Taylor	4 (vs Temple, 10/1/22)	40 (vs Arkansas State, 9/17/22)	1 (at SMU, 11/26/22)	27 (at Tulsa, 10/9/21)
Brandon Thomas	3 (2x, last at UCF, 10/22/21)	20 (vs. UTSA, 9/25/21)	-	13 (vs. UTSA, 9/25/21)
Cameron Wright	2 (at Tulane, 10/22/22)	31 (at Temple, 10/2/21)	-	31 (at Temple, 10/2/21)

**KICKING CAREER HIGHS**

PLAYER	FG ATTEMPTS	FG MADE	LONG FG	PUNTS	LONG PUNT
Joe Doyle	5 (vs. Nicholls, 9/4/21)	5 (vs. Nicholls, 9/4/21)	51 (vs. Miss. St., 9/18/21)	8 (vs North Texas, 9/24/22)	71* (at UGA, 9/29/18)
Chris Howard	4 (2x, last vs Tulsa, 11/10/22)	4 (2x, last vs Tulsa, 11/10/22)	49 (vs Tulsa, 11/10/22)	-	-
David Kemp	2 (3x, last vs. Tulane, 11/27/21)	2 (2x, last vs. Tulane, 11/27/21)	40 (vs. Tulane, 11/27/21)	-	-

**RETURN CAREER HIGHS**

PLAYER	KO RETURNS	LONG KO RETURN	PUNT RETURNS	LONG PUNT RETURN
Julian Barnett	3 (at Navy, 9/10/22)	26 (at Navy, 9/10/22)	-	-
An'Darius Coffey	1 (2x, last vs. SFA, 11/21/20)	16 (2x, last vs. SFA, 11/21/20)	-	-
Koby Drake	-	-	2 (vs. Navy, 10/14/21)	4 (at Tulsa, 10/9/21)
Jevyon Ducker	1 (vs North Texas, 9/24/22)	43 (vs North Texas, 9/24/22)	-	-
Javon Ivory	2 (3x, last vs. Navy, 10/14/21)	34 (vs. UCF, 10/17/20)	-	-
Eddie Lewis	-	-	7 (vs Tulsa, 11/10/22)	60 (TD) (vs North Alabama, 11/19/22)
Asa Martin	1 (vs. Navy, 10/14/21)	28 (at SMU, 11/26/22)	-	-
Gabriel Rogers	5 (at Miss. St., 9/3/22)	99 (vs. Navy, 9/26/19)	-	-
Davion Ross	2 (at SMU, 11/26/22)	33 (at SMU, 11/26/22)	-	-
Sutton Smith	3 (at Tulane, 10/22/22)	22 (at Tulane, 10/22/22)	-	-

**DEFENSIVE SINGLE-GAME CAREER HIGHS**

<b>PLAYER</b>	<b>TACKLES</b>	<b>SACKS</b>	<b>TACKLES FOR LOSS</b>	<b>INTERCEPTIONS</b>	<b>PASS BREAKUPS</b>
Jaylon Allen	12 (at Miss. St., 9/3/22)	2 (2x, last vs. Tulsa, 11/10/22)	2 (4x, last at SMU, 11/26/22)	-	1 (vs Houston, 10/7/22)
Julian Barnett	4 (vs Arkansas State, 9/17/22)	0.5 (vs. UTSA, 9/25/21)	0.5 (vs. UTSA, 9/25/21)	-	-
Zy Brockington	3 (vs Houston, 10/7/22)	-	1.5 (vs Houston, 10/7/22)	-	-
Geoffrey Cantin-Arku	12 (at SMU, 11/26/22)	1 (at Navy, 9/10/22)	1.5 (at East Carolina, 10/15/22)	-	1 (at East Carolina, 10/15/22)
An'Darius Coffey	1 (vs. SFA, 11/21/20)	-	-	-	-
Colby Cox	1 (vs Temple, 10/1/22)	-	-	-	-
Xavier "Zay" Cullens	16 (vs. UTSA, 9/25/21)	1 (7x, last vs. North Alabama, 11/19/22)	3.5 (vs. UTSA, 9/25/21)	1 (6x, last vs. North Alabama, 11/19/22)	1 (7x, last vs. Houston, 10/7/22)
Wardalis Ducksworth	8 (vs. ECU, 11/13/21)	2.5 (vs. ECU, 11/13/21)	2.5 (vs. ECU, 11/13/21)	-	-
Bryce Edmondson	1 (3x, last vs UCF, 11/5/22)	-	-	-	-
Cincir Evans	7 (vs North Texas, 9/24/22)	0.5* (vs. Troy, 11/2/19)	2* (at Ark. St., 11/16/19)	1 (2x, last vs Temple, 10/1/22)	1 (2x, last vs North Texas, 9/3/22)
Tanner Gillis	2 (vs Arkansas State, 9/17/22)	-	-	-	-
Cormontae Hamilton	8 (at Navy, 9/10/22)	1.5 (at East Carolina, 10/15/22)	1.5 (at East Carolina, 10/15/22)	-	1 (2x, last vs Houston, 9/3/22)
Cam'Ron Jackson	8 (at Navy, 9/10/22)	1 (vs. ECU, 11/13/21)	1 (3x, last at SMU, 11/26/22)	-	1 (vs North Texas, 9/24/22)
Quindell Johnson	15 (at Temple, 10/2/21)	1 (2x, last vs. Navy, 10/14/21)	2 (vs North Alabama, 11/19/22)	1 (6x, last vs North Alabama, 11/19/22)	3 (vs. ECU, 11/13/21)
Andrew Jones	4 (at Miss. St., 9/3/22)	-	1 (at Miss. St., 9/3/22)	-	-
Meonta Kimbrough	2 (3x, last at SMU, 11/26/22)	-	.5 (vs Houston, 10/7/22)	-	-
Asa Martin	1 (3x, last vs UCF, 11/5/22)	-	-	-	-
Drew Martin	1 (2x, last vs North Alabama, 11/19/22)	-	-	-	-
Davian Mayo	8 (vs Arkansas State, 9/17/22)	-	-	-	-
Tyler Murray	10 (at East Carolina, 10/15/22)	-	2 (2x, last at East Carolina, 10/15/22)	1 (vs Temple, 10/1/22)	1 (2x, last vs North Alabama, 11/19/22)
Harold Nash III	1 (3x, last vs UCF, 11/5/22)	-	-	-	-
Jared Nedd	1 (vs Temple, 10/1/22)	-	-	-	-
Joe Norwood	1 (2x, last vs Houston, 10/7/22)	-	-	-	-
Jawon Odoms	1 (vs Arkansas State, 9/17/22)	-	-	-	-
Sylvonta Oliver	10 (at East Carolina, 10/15/22)	-	1 (vs. USF, 11/7/20)	1 (3x, last at Navy, 9/10/22)	2 (vs. Temple, 10/24/20)
Ladarian Paulk	6 (at Tulane, 10/22/22)	-	-	-	-
Hank Pearson	1 (at Tulane, 10/22/22)	-	-	-	-
James Quinnelly	1 (at Tulane, 10/22/22)	-	-	-	-
Davion Ross	7 (vs Arkansas State, 9/17/22)	-	1 (vs Arkansas State, 9/17/22)	-	1 (4x, last vs North Alabama, 11/19/22)
Greg Rubin	8 (2x, last at Miss. State, 9/3/22)	-	1 (3x, last at East Carolina, 10/15/22)	-	6 (at Ark. St., 9/11/21)
Cameron Smith	7 (at Miss. St., 9/3/22)	-	-	-	1 (at Navy, 9/10/22)
James Stewart	1 (3x, last vs North Alabama, 11/19/22)	-	-	-	-
Braunson White	1 (at Navy, 9/10/22)	-	-	-	-
William Whitlow Jr.	6 (at Miss. St., 9/3/22)	1 (vs Arkansas State, 9/17/22)	1.5 (vs North Texas, 9/24/22)	-	-
Joel Williams	3 (vs North Alabama, 11/19/22)	1 (vs Tulsa, 11/10/22)	-	-	1 (vs Tulsa, 11/10/22)

\*at previous school



## EASYPST HAWAI'I BOWL • 2021

MEMPHIS	--
HAWAI'I	--
T.C. CHING ATHLETICS COMPLEX (4.500)	
DECEMBER 24, 2021	



**HONOLULU, Hawai'i** – The 2021 EasyPost Hawai'i Bowl between the University of Memphis and Hawai'i scheduled for Friday, Dec. 24 has been canceled due to Hawai'i being unable to participate.

"We are very disappointed to hear that Hawai'i will be unable to participate in the EasyPost Hawai'i Bowl on Friday," Memphis head football coach Ryan Silverfield said. "We hope that Hawai'i players and staff get healthy soon. I'm upset for our seniors and the rest of the team that battled this season to earn this opportunity. We've had a terrific time here in Hawai'i as a program and we are sad our trip ended this way."

## SCORING SUMMARY

## TEAM STATISTICS

	MEM	HAW
First Downs	--	--
Yards Rushing	--	--
Yards Passing	--	--
Total Yards	--	--
Total Offensive Plays	--	--
Passes (C-A)	--	--
Punts	--	--
Fumbles	--	--
No. of Interceptions	--	--
Penalties	--	--
3rd Down Conversions	--	--
Sacks By-Yards	--	--

## INDIVIDUAL LEADERS

Rushing:	--
Passing:	--
Receiving:	--
Interceptions:	--



ALL IN • MEMPHIS TIGERS FOOTBALL • #GOTIGERSGO

## MONTGOMERY BOWL • 2020

MEMPHIS	25
FLORIDA ATLANTIC	10

CRAMTON BOWL (25,000)  
DECEMBER 23, 2020



**MONTGOMERY, Ala.** – The Tigers wrapped up the hectic 2020 schedule with a dominant victory in the 2020 Montgomery Bowl. The 25-10 victory earned head coach Ryan Silverfield his eighth win of the season, which gave him the best winning percentage for a Memphis head coach in his first year at the helm of the program (.727).

Memphis dominated the first half of the contest, as the defense pitched a shutout of the Owls, while the offense had consistent success against the FAU defense.

Riley Patterson started the scoring with a 53-yard field goal midway through the opening quarter. Patterson's successful attempt marked the longest made field goal in Cramton Bowl history. The stadium, built in 1922, has hosted collegiate and high school football across its 98-year history.

In his final game with the Tigers, quarterback Brady White pushed the Memphis lead to double digits, as he capped off an eight play, 52-yard drive with a five-yard touchdown pass to Javon Ivory with 2:26 remaining in the opening frame. Ivory set career highs with seven catches and 126 receiving yards.

Memphis maintained a 10-0 advantage until late in the first half. With 22 seconds on the clock, White connected with Joseph Dorceus on a two-yard touchdown pass. Dorceus, a defensive lineman, lined

up at fullback and caught the touchdown pass on third-and-goal, while a successful two-point conversion put the Tigers in front 18-0 at halftime.

The Owls didn't go away quietly, as they struck for 10 straight points out of halftime. FAU got on the board just over two minutes into the third quarter on a touchdown pass from Nick Tronti to TJ Chase, while only two minutes later, Memphis' lead shrunk to eight on a 27-yard field goal by Vladimir Rivas. Rivas' field goal ended up as the final points of the game for FAU.

White responded to FAU's consecutive scoring possessions, as he followed the Owls' field goal with a seven play, 75-yard drive. Ivory's game-long 51-yard reception on the drive set up the Tigers, who capped off the possession in the endzone. White's third touchdown pass of the day, this time to Calvin Austin III, put the Tigers up 25-10, the eventual final score, as neither side put up points in the fourth quarter.

Memphis snapped a five-game bowl losing streak with the 25-10 victory. White's 284 passing yards moved him into second place all-time in the American Athletic Conference career passing list behind only Temple's P.J. White (2013-16). White finished his Memphis career with 10,690 passing yards, a Tigers record, and ended with 90 touchdown passes, a conference and school record.

## SCORING SUMMARY

Memphis	10	8	7	0	—	25
FAU	0	0	10	0	—	10

Attendance: 2,979; Weather: 61 degrees, cloudy

MEM	(1st)	Patterson 53 yd field goal
MEM	(1st)	Ivory 5 yd pass from White (Patterson kick)
MEM	(2nd)	Dorceus 2 yd pass from White (Patterson kick)
FAU	(3rd)	Chase 3 yd pass from Tronti (Rivas kick)
FAU	(3rd)	Rivas 27 yd field goal
MEM	(3rd)	Austin 7 yd pass from White (Patterson kick)

## TEAM STATISTICS

	MEM	FAU
First Downs	24	19
Yards Rushing	185	139
Yards Passing	284	151
Total Yards	469	290
Total Offensive Plays	69	74
Passes (C-A)	22-34	19-35
Punts	2-84	5-209
Fumbles	0	0
No. of Interceptions	1	1
Penalties	5-41	2-20
3rd Down Conversions	9-13	8-18
Sacks By-Yards	2-16	0-0

## INDIVIDUAL LEADERS

<b>Rushing:</b>	MEM-Martin 15-97 FAU- Charles 16-82
<b>Passing:</b>	MEM-White 22-34-284 FAU-Tronti 16-32-146
<b>Receiving:</b>	MEM-Ivory 7-126 FAU-Robinson 4-39
<b>Interceptions:</b>	MEM-1 (Pickens) FAU-1 (Gilbert)



Senior Riley Patterson opened scoring with a 53-yard field goal. The successful attempt set a record for longest made field goal in the 98-year history of the stadium.



## GOODYEAR COTTON BOWL • 2019

15/15 MEMPHIS	39
12/11 PENN STATE	53
AT&T STADIUM (80,000)	
DECEMBER 28, 2019	



**DALLAS, Texas** – Memphis' historic season has come to an end with a 53-39 setback to Penn State at the 84th Goodyear Cotton Bowl Classic Saturday afternoon. Memphis finishes the 2019 season with a 12-2 overall record, the most wins in school history.

The 2019 Cotton Bowl will go down as one of the most exciting Cotton Bowls all-time as numerous records were shattered between the two teams. Most importantly, kicker Riley Patterson individually rewrote Cotton Bowl and NCAA bowl records at AT&T Stadium.

Patterson made six field goals and converted on three PATs to score a school and Cotton Bowl record 21 points kicking. His 51-yard field goal was also a Cotton Bowl record and the six made field goals were the most made in NCAA bowl history.

He got the Tigers on the board first with a 48-yard attempt in the first quarter. Memphis' defense forced Penn State to go three-and-out on the opening kickoff that preceded Patterson's field goal.

The two teams exchanged scores on the next two drives before the Memphis defense posted back-to-back sacks, forcing Penn State to punt. Patrick Taylor Jr. recorded his fifth rushing touchdown of the season and 36th in his career during the scoring exchange.

Patterson's second field goal of the quarter lifted Memphis to a 13-7 advantage with 2:55 on the clock.

Penn State rattled off 21 unanswered through the heart of the second quarter to shift momentum back in favor of the Nittany Lions. Memphis didn't back down and strung together a 75-yard drive culminating in a Kenneth Gainwell rushing touchdown with 3:15 before the end of the first half.

Again, Penn State had an answer, but so did the Tigers.

Trailing 35-20 with possession of the final drive of the first half, Memphis drove the ball 49 yards down the field to put Patterson in position for his third field goal attempt of the half. He converted a 44-yard attempt to put the Tigers down by just 12, 35-23, at the intermission.

Momentum started to shift back in favor of the Tigers as Memphis cut the deficit to five, 35-30, with a six-play, 75-yard drive. During the drive, Brady White contributed with a pass, a reception, the first of his career, and his third rushing touchdown of the 2019 season.

Two plays later, linebacker Austin Hall recorded his second interception of the season to give Memphis the ball back. Memphis turned the Penn State turnover into three more points by way of Patterson's fourth field goal of the game, making it a 35-33 game.

Trailing 38-36 with 38 seconds remaining in the third, momentum shifted back in favor of the Nittany Lions after a 15-yard pick six. Patterson's sixth field goal of the contest pulled the Tigers back within a score, 45-39, with 12:01 remaining, but it proved to be the final time Memphis put a tally on the board.

## SCORING SUMMARY

Memphis	13	10	13	3	—	39
Penn State	7	28	10	8	—	53

Attendance: 54,828; Weather: 72 degrees, indoors

MEM	(1st)	Patterson	48 yd	field goal
PSU	(1st)	Brown	32 yd	run (Pinegar kick)
MEM	(1st)	Taylor Jr.	3 yd	run (Patterson kick)
MEM	(1st)	Patterson	37 yd	field goal
PSU	(2nd)	Cain	1 yd	run (Pinegar kick)
PSU	(2nd)	Ford	2 yd	run (Pinegar kick)
PSU	(2nd)	Brown	56 yd	run (Pinegar kick)
MEM	(2nd)	Gainwell	1 yd	run (Patterson kick)
PSU	(2nd)	Dotson	4 yd	pass from Clifford (Pinegar kick)
MEM	(2nd)	Patterson	44 yd	field goal
MEM	(3rd)	White	1 yd	run (Patterson kick)
MEM	(3rd)	Patterson	51 yd	field goal
PSU	(3rd)	Pinegar	45 yd	field goal
MEM	(3rd)	Patterson	41 yd	field goal
PSU	(3rd)	Taylor	15 yd	INT (Pinegar kick)
MEM	(4th)	Patterson	42 yd	field goal
PSU	(4th)	Cain	1 yd	run (Freiermuth pass)

## TEAM STATISTICS

	MEM	PSU
First Downs	27	25
Yards Rushing	63	396
Yards Passing	479	133
Total Yards	542	529
Total Offensive Plays	86	73
Passes (C-A)	33-53	11-20
Punts	3-99	3-136
Fumbles	2-0	0-0
No. of Interceptions	1	2
Penalties	8-45	2-15
3rd Down Conversions	7-16	7-13
Sacks By-Yards	4-11	6-44

## INDIVIDUAL LEADERS

<b>Rushing:</b>	MEM-Taylor Jr. 8-50
	PSU-Brown 16-202
<b>Passing:</b>	MEM-White 32-51-454
	PSU-Clifford 11-20-133
<b>Receiving:</b>	MEM-Coxie 8-132
	PSU-Hamler 2-46
<b>Interceptions:</b>	MEM-1 (Hall)
	PSU-2 (Taylor, Wilson)



Despite falling to the Nittany Lions, Memphis made program history with its first-ever appearance in a New Year's Six Bowl Game. PK Riley Patterson set the NCAA Bowl record with six made field goals.



## BIRMINGHAM BOWL • 2018

**MEMPHIS** 34  
**WAKE FOREST** 37

LEGION FIELD (71,594)  
 DECEMBER 22, 2018



**BIRMINGHAM, Ala.** — University of Memphis' Tony Pollard piled up a Birmingham Bowl record 318 all-purpose yards (109 rushing/209 kick returns), but it wasn't enough as the Tigers dropped a 37-34 decision to Wake Forest Saturday.

Pollard rushed for 109 yards and added 209 kick return yards, including a 97-yard return for a touchdown. With the kick return for the score, Pollard tied the NCAA/FBS record with his seventh career kick return for a touchdown. He shares the NCAA/FBS mark with three others.

Patrick Taylor Jr. joined Pollard in rushing for more than 100 yards, gaining 110 yards on 30 carries. Pollard and Taylor each ran for one score on the ground, and Taylor's touchdown put the Tigers in front 34-30 with 1:15 left.

The Tigers' offense — playing without unanimous All-America running back Darrell Henderson — was unable to get on track most of the game. Memphis, which averaged over 530 yards of total offense entering the Birmingham Bowl, managed only 378 total yards Saturday, with 138 of those yards coming in the final period.

After a high-scoring first half, the defenses took over after halftime. The Demon Deacons managed just two third-quarter field goals for a 30-28 lead.

The fourth quarter remained quiet with Wake Forest clinging to a 30-28 lead until the final six minutes.

After a Demon Deacons' punt pinned Memphis deep, the Tigers took over on their 12-yard line with 5:51 left. Memphis put together an 88-yard drive that ended with a Taylor nine-yard touchdown run to give the

Tigers a 34-30 lead. The Memphis two-point conversion failed, but the Tigers took 4:36 off the clock on the drive.

Wake Forest struck quickly on its next possession and moved to the Tigers' 1-yard line in 40 seconds. Demon Deacons' quarterback Jamie Newman hit pay dirt on the next play for a 37-34 lead with :34 left.

On the ensuing drive, Memphis moved deep into Wake Forest territory, but was unable to get the go-ahead or equalizing score.

The first half was loaded with fireworks on both sides.

The Demon Deacons began the high-scoring first half with a 10-play, 75-yard drive on the game's opening possession. A Newman to Sage Surratt nine-yard pass gave Wake Forest the 7-0 lead.

Memphis had two answers. The Tigers tied the score at 7-all when Pollard burst through the line for a 41-yard scoring scamper with 10:06 left in the first quarter.

After the Tigers defense forced a Wake Forest punt, Memphis took over at its 2-yard line. The Tigers moved down the field on a season-long 16-play drive that culminated in a one-yard touchdown pass from Brady White to Taylor. The drive was 98 yards, the Tigers' longest since a 99-yard drive at Ole Miss in 2016.

The Memphis defense then got in on the scoring when, on the Demon Deacons' next possession, Chris Claybrooks picked off a Newman pass and returned it 37 yards for the score and a 21-7 Memphis lead. It was the Tigers' first pick-six since the season opener when TJ Carter returned an interception for a touchdown.

Wake Forest cut the Memphis lead to 21-10 early in the second quarter, and on the ensuing kickoff, lightning struck for the Tigers special teams. Pollard, who had limited opportunities to return kicks this season due to opponents kicking away from him, took the ball at the Memphis 3-yard line and raced 97 yards for the touchdown and a 28-10 lead.

Wake Forest closed the first half with back-to-back touchdowns runs by Newman to cut the Memphis lead to 28-24 at the break.

## SCORING SUMMARY

Memphis 14 14 0 6 — 34  
 Wake Forest 7 17 6 7 — 37  
 Attendance: 25,717

WF (12:28, 1st) Surratt 9 yd pass from Newman (Sciba kick)  
 UM (10:06, 1st) Pollard 41 yd run (Patterson kick)  
 UM (3:28, 1st) Taylor Jr. 1 yd pass from White (Patterson kick)  
 UM (14:49, 2nd) Claybrooks 37 yd interception (Patterson kick)  
 WF (11:16, 2nd) Sciba 36 yd FG  
 UM (11:04, 2nd) Pollard 97 yd kick return (Patterson kick)  
 WF (7:09, 2nd) Newman 1 yd run (Sciba kick)  
 WF (5:33, 2nd) Newman 17 yd run (Sciba kick)  
 WF (7:41, 3rd) Sciba 49 yd FG  
 WF (3:49, 3rd) Sciba 39 yd FG  
 UM (1:15, 4th) Taylor Jr. 9 yd run (White interception)  
 WF (:34, 4th) Newman 1 yd run (Sciba kick)

## TEAM STATISTICS

	UM	WF
First Downs	22	26
Rushes-Yds	53-207	50-201
Passing Yds	171	328
Passes (C-A-I)	15-29-1	22-40-1
Fumbles-Lost	0-0	0-0
Penalties-Yds	3-20	7-50
Punts-Avg	8-45.0	6-46.0
Punt Returns-Yds	2-6	1-5
KO Returns-Yds	7-215	0-0
Time of Possession	30:38	29:22
Sacks By	2-13	3-18

## INDIVIDUAL LEADERS

**Rushing:** UM-Taylor Jr. 30-110-1, Pollard 17-109-1, WF- Newman 23-91-3  
**Passing:** WF-Newman 22-40-328-1-1  
 UM-White 15-27-171-1-1  
**Receiving:** WF-Bachman 7-171-0  
 UM-Coxie 6-70-0  
**Interceptions:** UM-Claybrooks 1-37, WF-Kemp 1-2



Junior Tony Pollard tied the NCAA record with his seventh career kickoff return for a touchdown in the 2018 Birmingham Bowl.

## AUTOZONE LIBERTY BOWL • 2017

IOWA STATE 21  
MEMPHIS 20

LIBERTY BOWL (58,318)  
DECEMBER 30, 2017



**MEMPHIS, Tenn.** — It wasn't the way Tiger Nation wanted it to end. However, the 2017 Liberty Bowl wrapped up an incredible season in University of Memphis football history.

The Tigers dropped a narrow 21-20 decision to Iowa State before a Liberty Bowl Memorial Stadium crowd of 57,266, the 10th-largest in the postseason classic's history and the third-largest since the stadium went through ADA renovations in 2009.

Riley Ferguson and Genard Avery, the Memphis Most Outstanding Offensive and Defensive Players, respectively, did their parts in helping the Tigers' cause Saturday.

Ferguson was 21-of-33 passing for 286 yards and two scores. Avery had five total tackles (four solo), two sacks (19 yards) and 2.5 TFL (28 yards). The two sacks were tied for the second-most in Liberty Bowl history, and Avery's sack yardage (19) and TFL yardage (28) were the fifth-most and second-most in the classic's history, respectively.

#### How It Happened

- Iowa State struck first just under two minutes into the game when Kyle Kempt hit Hakeem Butler on a 52-yard scoring strike for a 7-0 Cyclones lead.
- Seven minutes later, Memphis knotted the score at 7-all when Ferguson found Anthony Miller from 10 yards out.
- The Tigers' first score came off a short field after an Iowa State miscue on special teams gave Memphis the ball at the Cyclones 40-yard line.
- Memphis nearly came up with another big play late in the second quarter, but an interception in the end zone was overturned.

Eight plays later, the Cyclones scored on a Joel Lanning two-yard TD run for a 14-7 lead.

- The Tigers answered at the halftime buzzer with a Riley Patterson 34-yard FG to cut the Iowa State lead to 14-10.
- After halftime, Memphis grabbed its first lead of the contest when Ferguson connected with Phil Mayhue on a 36-yard scoring strike for a 17-10 lead 1:38 into the third quarter.
- With five minutes remaining in the third quarter, Memphis' Curtis Akins intercepted Kyle Kempt in the end zone and returned it out to the 20-yard line. However, the pick was negated by a roughing the passer penalty.
- Two plays later, Kempt's tipped pass attempt fell into Allen Lazard's hands in the back of the end zone for a 21-17 Iowa State lead.
- On the next possession, Memphis cut the Cyclones' lead to 21-20 on a second Patterson field goal, this time from 30 yards out.
- The fourth quarter had no scoring, but a frenetic finish. With time winding out in the final period, Daniel Montgomery appeared to cross the goal line to extend the Iowa State lead to 28-20. However, Montgomery fumbled before crossing the plane, giving the Tigers one final opportunity.
- The lost fumble was Iowa State's first of the year.
- Memphis started on its own 20-yard line with 4:06 left and drove to the Iowa State 40.
- However, on a 4th-and-10, the Tigers were unable to pick up the first down to extend the drive.

#### SCORING SUMMARY

Iowa State 7 7 7 0 — 21  
Memphis 7 3 10 0 — 20  
Attendance: 57,266

ISU (13:09, 1st) Buter 52 yd pass from Kempt (Owens kick)  
UM (6:00, 1st) Miller 10 yd pass from Ferguson (Patterson kick)  
ISU (4:28, 2nd) Lanning 2 yd run (Owens kick)  
UM (0:00, 2nd) Patterson 34 yd FG  
UM (11:59, 3rd) Mayhue 36 yd pass from Ferguson (Patterson kick)  
ISU (4:28, 3rd) Lazard 5 yd pass from Kempt (Owens kick)  
UM (2:16, 3rd) Patterson 30 yd FG

#### TEAM STATISTICS

	ISU	UM
First Downs	22	17
Rushes-Yds	42-32	26-53
Passing Yds	314	286
Passes (C-A-I)	24-38-0	21-33-0
Fumbles-Lost	2-1	1-0
Penalties-Yds	3-20	5-34
Punts-Avg	4-44.0	4-37.0
Punt Returns-Yds	0-0	2-11
KO Returns-Yds	3-43	3-75
Time of Possession	37:49	22:11
Sacks By	6-24	3-29

#### INDIVIDUAL LEADERS

**Rushing:** ISU-Montgomery 24-52-0  
MEM-Taylor 17-68-0  
**Passing:** ISU- Kempt 24-38-314-2-0  
UM-Ferguson 21-33-286-2-0  
**Receiving:** ISU-Lazard 10-142-1, Butler 5-111-1,  
Murdock 4-38-0  
MEM-Mayhue 5-85-1, Miller 4-55-1,  
Pollard 2-35-0, Taylor 4-34-0



Senior Anthony Miller reaches the ball across the goal line for a first-quarter TD. Miller finished with four catches for 55 yards and one TD in his final game for Memphis.



## BOCA RATON BOWL • 2016

<b>MEMPHIS</b>	<b>31</b>
<b>WESTERN KENTUCKY</b>	<b>51</b>
FAU STADIUM (30,000)	
DECEMBER 20, 2016	



**BOCA RATON, Fla.** — Tigers redshirt junior Anthony Miller posted his eighth 100-yard receiving game of the 2016 campaign, but it wasn't enough as the University of Memphis football squad dropped a 51-31 decision to Western Kentucky in the Boca Raton Bowl.

The Boca Raton Bowl, which was played at FAU Stadium on Florida Atlantic University's campus, was Memphis' third-straight post-season trip. It is the second time in program history the Tigers played in three-consecutive bowl games, with the first stretch being from 2003-05.

Miller finished Tuesday's contest with 151 yards on 11 catches and three touchdowns. Miller's receptions (11), receiving yards (151) and touchdowns (3) all were Memphis bowl records. His 18 points scored tied another Memphis bowl mark. The three scores also were a career single-game best for Miller. The 100-yard receiving game was the 10th of his career, tying Miller with Duke Calhoun for the most 100-yard performances in program history.

The Memphis, Tenn., native wrapped up his season totals with 95 receptions for 1,434 yards and 14 touchdowns. He now holds the top spot on all three single-season receiving charts.

Quarterback Riley Ferguson, who left the game for a series late in the third quarter, returned and ended the game 25-of-43 passing for 372 yards and four touchdowns. Ferguson's 372 yards is a Tigers bowl record and his four touchdowns tied a school bowl mark.

Ferguson's 372-yard passing performance was his seventh 300-yard game of 2016. He

wrapped up the season with 3,698 passing yards, the second-most for a season in program history.

The Tigers jumped out to an early 7-0 lead on their second drive of the game. Ferguson tossed a pass to Tony Pollard in the right flat, and Pollard took it in from 45 yards out for the score.

After a Western Kentucky touchdown tied the game at 7-all, Memphis regained the advantage at 10-7 on a Jake Elliott 33-yard field goal. The score capped a nine-play, 59-yard drive.

That, however, was Memphis' final lead of the contest. The Hilltoppers outscored the Tigers 34-7 over the next two-plus quarters to take a 41-17 advantage and put the contest out of reach.

The Tigers managed to cut the Western Kentucky lead to 13 points at 44-31 after two Ferguson-to-Miller touchdown connections. The first was a 10-yard score near the end of the third quarter, and the second was a beautiful 45-yard strike to the back of the end zone in the fourth period.

The Hilltoppers responded with a final touchdown with just over two minutes left to secure the bowl victory.



*Freshman Tony Pollard caught four passes for 81 yards, including a 45-yard touchdown reception for the game's opening score. Pollard also returned three kicks for 75 yards.*

## SCORING SUMMARY

Memphis	10	7	7	7	—	31
WKU	14	14	16	7	—	51

Attendance: 24,726

UM	(10:43, 1st)	Pollard 45 yd pass from Ferguson (Elliott kick)
WKU	(7:42, 1st)	Donatell 4 yd pass from White (Simcox kick)
UM	(5:38, 1st)	Elliott 33 yd FG
WKU	(1:47, 1st)	Lamp 9 yd run (Simcox kick)
WKU	(11:59, 2nd)	NORRIS 37 yd pass from White (Simcox kick)
UM	(9:00, 2nd)	Miller 7 yd pass from Ferguson (Elliott kick)
WKU	(2:16, 2nd)	Wales 2 yd run (Simcox kick)
WKU	(13:24, 3rd)	Taylor 41 yd pass from White (Simcox kick)
WKU	(7:31, 3rd)	Wales 3 yd run (Kick failed)
UM	(5:34, 3rd)	Miller 10 yd pass from Ferguson (Elliott kick)
WKU	(3:34, 3rd)	Simcox 21 yd FG
UM	(8:47, 4th)	Miller 45 yd pass from Ferguson (Elliott kick)
WKU	(2:18, 4th)	Wales 1 yd run (Simcox kick)

## TEAM STATISTICS

	UM	WKU
First Downs	27	28
Rushes-Yds	32-73	48-262
Passing Yds	418	336
Passes (C-A-I)	27-49-1	20-30-1
Fumbles-Lost	0-0	0-0
Penalties-Yds	5-53	8-84
Punts-Avg	2-39.5	3-41.0
Punt Returns-Yds	1-2	0-0
KO Returns-Yds	4-90	2-47
Time of Possession	23:22	36:38
Sacks By	6-24	5-31

## INDIVIDUAL LEADERS

<b>Rushing:</b>	UM-Taylor 3-34-0, Dorcuse 5-27-0, Henderson 9-13-0 WKU-Wales 35-253-3, Baker 2-9-0, Lamp 1-9-1
<b>Passing:</b>	UM-Ferguson 25-43-372-4-1, WKU-White 20-30-336-3-1
<b>Receiving:</b>	UM-Miller 11-151-3, Pollard 4-81-1, Hurd 3-70-0, Mayhue 3-48-0 WKU-Taylor 9-144-1, Wales 4-84-0, Norris 3-65-1
<b>Interceptions:</b>	UM-Nelson 1-0-0 WKU-Brown 1-8-0



## BIRMINGHAM BOWL • 2015

<b>MEMPHIS</b>	<b>10</b>
<b>AUBURN</b>	<b>31</b>
LEGION FIELD (71,594)	
DECEMBER 30, 2015	



**BIRMINGHAM, Ala.** — In front of a Birmingham Bowl-record crowd of 59,430, the Memphis Tigers overcame a 10-point first-half deficit, but Auburn scored all of the game's 21 second-half points en route to a 31-10 win at Legion Field.

The historic record-breaking season for Memphis ended with a 9-4 overall record and the program's second-straight bowl game appearance. During the season the team set single-season records with 522 points, 64 touchdowns, 6,331 offensive yards and 322 first downs.

The record-breaking season added two more notches to its belt when Memphis recorded its 95th third-down conversion of the season, breaking the previous record set in 2007 and ended with 101 for the season. The second record came in the middle of the third quarter when the Tigers eclipsed the team single-season passing yardage mark, previously set in 2007, and now stands at 3,995.

Paxton Lynch, who set then-single-season school records for touchdown passes, passing yards and 300-yard passing games, was 17-of-38 behind center for 104 yards. The rushing attack was paced by Doroland Dorceus, who ran 10 times for 39 yards. Jarvis Cooper had five rushes for 35 yards. Mose Frazier and Phil Mayhue each hauled in four receptions, with Frazier recording a team-high 47 yards.

Memphis forced three turnovers, two on Reggie Ball interceptions, and the third on an interception from Dontrell Nelson.

Auburn used trickery on its first drive of the game, converting a fake punt for a 37-yard pass to the Memphis 3-yard line. However, the defense tightened and did not allow another

positive yard, forcing the Tigers to a 20-yard field goal for a 3-0 lead.

On its second drive of the game, Auburn got a nine-yard rush from Kerryon Johnson to push Auburn's advantage to 10-0 with just under two minutes remaining in the first quarter.

With 10:03 to play in the second quarter, Memphis kicker and Lou Groza Award finalist Jake Elliott booted a 53-yard field goal — tied for the third-longest in program history — and cut the Memphis deficit to seven at 10-3. Elliott's 53-yard field goal set a Birmingham Bowl record for the longest field goal.

It was Elliott's sixth career field goal of 52 yards or more, as he owns four of the five longest field goals in program history (the other is held by current New England Patriots kicker Stephen Gostkowski). Elliott's kick also tied a school record for most field goals in a season (23), as he tied Joe Allison's total from the 1992 season.

On Memphis' next drive, Elliott was set to take sole possession of the field goal record, but his 34-yard attempt was blocked, keeping the Auburn advantage at 10-3 with 5:55 to play in the opening half.

After stopping Auburn on a third down near midfield, the visitors on the scoreboard attempted a fourth-down pass that was picked off by Ball for his second interception in the game. Ball returned this one 56 yards for his first collegiate touchdown and knotted the score at 10-all at halftime.

Memphis came out of the halftime break and drove 56 yards on 13 plays, moving the ball down to the Auburn 9-yard line before Lynch's pass attempt was tipped and intercepted in the end zone.

Two possessions later, Auburn used eight plays to drive 44 yards and scored the go-ahead touchdown when quarterback Jeremy Johnson found Jason Smith out of the backfield. Smith evaded Memphis tacklers on his way to the end zone, giving Auburn a 17-10 lead near the end of the third quarter.

Auburn extended its advantage to 24-10 on the Tigers' first play of the fourth quarter when Johnson found pay dirt from five yards out with 14:57 remaining in the contest. Following a 56-yard punt return after Memphis' next possession, Auburn's Javon Robinson scored his first touchdown of the game from four yards out, pushing Auburn's lead to 21 at 31-10 with 12:57 to play.

## SCORING SUMMARY

Memphis	0	10	0	0	— 10
Auburn	10	0	7	14	— 31

Attendance: 59,430

AU	(8:35, 1st)	Carlson 20 yd FG
AU	(1:58, 1st)	Johnson 8 yd run (Carlson kick)
UM	(10:01, 2nd)	Elliott 53 yd FG
UM	(3:06, 2nd)	Ball 53 yd interception return (Elliott kick)
AU	(3:12, 3rd)	Smith 11 yd pass from Johnson (Carlson kick)
AU	(14:57, 4th)	Johnson 5 yd run (Carlson kick)
AU	(12:57, 4th)	Robinson 4 yd run (Carlson kick)

## TEAM STATISTICS

	AU	UM
First Downs	23	13
Rushes-Yds	56-252	31-99
Passing Yds	150	106
Passes (C-A-I)	10-16-3	16-37-1
Fumbles-Lost	0-0	1-0
Penalties-Yds	3-45	6-40
Punts-Avg	3-39.7	6-47.2
Punt Returns-Yds	6-94	0-0
KO Returns-Yds	1-27	1-23
Time of Possession	24:17	25:43
Sacks By	2-14	0-0


## INDIVIDUAL LEADERS

<b>Rushing:</b>	AU-Robinson 27-126-1 UM-Dorceus 11- 48-0
<b>Passing:</b>	AU-White 8-13-102-0-2 UM-Lynch 16-37-106-0-1
<b>Receiving:</b>	AU-Ray 2-50-0 UM - Frazier 4-47-0
<b>Interceptions:</b>	AU-Matthews 1-6-0 UM-Ball, 2-65-1, Nelson 1-0-0

## MIAMI BEACH BOWL • 2014

**BYU** 48  
**MEMPHIS** 55

MARLINS PARK (20,761)  
 DECEMBER 22, 2014



**MIAMI, Fla.** — Dramatic. It's certainly one word which epitomized Memphis' 55-48, double-overtime win over BYU in the inaugural Miami Beach Bowl.

Memphis had to overcome five turnovers, including a BYU 19-yard interception return for a touchdown with 7:48 to play in regulation which gave the Cougars a 45-38 lead.

In the final minutes of the fourth quarter the Tigers converted two fourth-down plays. The second conversion resulted in a five-yard touchdown pass from Paxton Lynch to Keiwone Malone with 45 seconds to play to tie the game at 45-all.

In the first overtime period, Jake Elliott kicked a 54-yard field goal to tie the game at 48-all and send the contest to a second overtime. Elliott's 54-yarder was the longest in an overtime period in FBS bowl history and also the fourth-longest in bowl history.

And after Memphis scored in the second overtime period, DaShaughn Terry intercepted a pass on BYU's second play from scrimmage to end the game.

Quarterback Paxton Lynch equaled an NCAA bowl record for touchdowns responsible for with seven and was named the Miami Beach Bowl's Most Valuable Player.

Lynch completed 24-of-46 passes for 306 yards and four touchdowns, including the game-winning, 11-yard strike to Roderick Proctor in the end zone to cap Memphis' second overtime series. Lynch also ran for 38 yards and three scores.

In his final game as a Tiger, Malone caught six passes for 75 yards and two touchdowns. He also had a career-long, 41-yard run in the game.

The two teams combined to run an NCAA bowl record-tying 188 offensive plays, including 97 by the Tigers (tied for seventh-most in a bowl game), and accounted for a combined 905 yards of total offense.

Memphis twice led by 10 points in the game, the last coming with 3:45 to play in the third quarter, when Alan Cross hauled in a 17-yard touchdown pass from Lynch.

The Cougars took advantage of three fourth-quarter Memphis turnovers to go from 10 points down to leading 45-38 when Zac Stout returned his interception 19 yards for a score with 7:48 to play.

Late in the game and the Tigers trailing by seven, punter Nick Jacobs pinned BYU at its own 4-yard line. A 3-and-out series by the Cougars followed by a short punt and a nine-yard return by Joe Craig gave the Tigers the ball at the BYU 33 with 2:34 left in the fourth quarter.

Lynch and Malone first hooked up on a 4th-and-seven pass play for a 15-yard pickup to the Cougars 11. Four plays later and facing another fourth down, Lynch scrambled and Malone made a diving catch in the end zone to tie the game at 45-all in the final minute.

Trevor Samson kicked a 45-yard field goal to give BYU a 48-45 lead in the first overtime period. After Memphis' first offensive series in overtime lost 12 yards on three plays, Elliott booted a 54-yard field goal to extend the game to another overtime.

In the second overtime period, Malone caught a 15-yard pass on second down, and following a Brandon Hayes' four-yard run, Lynch found Proctor open in the end zone for the rookie's first career touchdown reception.



Senior receiver Keiwone Malone caught six passes for 75 yards and two touchdowns including a five-yard TD grab on a fourth-down play late in the fourth quarter to tie the game and send it to overtime.

## SCORING SUMMARY

BYU 14 14 0 17 3 3 0 — 48  
 MEM 17 7 14 7 10 3 7 — 55  
*Attendance: 20,761*

UM (13:54, 1st) Malone 33 yd pass from Lynch (Elliott kick)  
 BYU (12:17, 1st) Juergens 47 yd pass from Stewart (Samson kick)  
 UM (9:49, 1st) Lynch 1 yd run (Elliott kick)  
 BYU (7:16, 1st) Mathews 25 yd pass from Stewart (Samson kick)  
 UM (2:22, 1st) Elliott 39 yd FG  
 UM (12:44, 2nd) Lynch 3 yd run (Elliott kick)  
 BYU (4:55, 2nd) Leslie 23 yd FG  
 BYU (3:11, 2nd) Lasike 3 yd run (Samson kick)  
 UM (9:50, 3rd) Lynch 1 yd run (Elliott kick)  
 UM (3:45, 3rd) Cross 17 yd pass from Lynch (Elliott kick)  
 BYU (11:35, 4th) Samson 23 yd FG  
 BYU (10:52, 4th) Lasike 7 yd run (Samson kick)  
 BYU (7:48, 4th) Stout 19 yd INT return (Samson kick)  
 UM (0:45, 4th) Malone 5 yd pass from Lynch (Elliott kick)  
 BYU (1st OT) Samson 45 yd FG  
 UM (1st OT) Elliott 54 yd FG  
 UM (2nd OT) Proctor 11 yd pass from Lynch (Elliott kick)

## TEAM STATISTICS

	BYU	UM
First Downs	22	24
Rushes-Yds	42-77	51-174
Passing Yds	348	306
Passes (C-A-I)	23-49-3	24-46-3
Fumbles-Lost	4-1	4-2
Penalties-Yds	7-70	6-43
Punts-Avg	9-46.9	6-38.8
Punt Returns-Yds	0-0	6-42
KO Returns-Yds	6-109	8-166
Time of Possession	29:13	30:47
Sacks By	1-7	2-22

## INDIVIDUAL LEADERS

**Rushing:** BYU-Brown 19-79-0  
 MEM-Hayes 22-49-0  
**Passing:** BYU-Stewart 23-48-3-348-3  
 MEM-Lynch 24-46-3-306-4  
**Receiving:** BYU-Mathews 9-82-1, Juergens 4-87-1  
 MEM-Malone 6-75-2  
**Interceptions:** BYU-Fua 1-37-0, Pikula 1-2-0, Stout 1-19-1  
 MEM-McCain 1-(-2)-0, Howard 1-2-0, Terry 1-0-0.



## ST. PETERSBURG BOWL • 2008

<b>MEMPHIS</b>	<b>14</b>
<b>USF</b>	<b>41</b>
TROPICANA FIELD (33,000)	
DECEMBER 20, 2008	



**ST. PETERSBURG, Fla.** — This was the bowl game head coach Tommy West wanted for his program. Sure, he and his Tigers enjoyed their bowl trips four of the previous five years. But, this invitation to the inaugural magicJack St. Petersburg Bowl was — in West's eyes — an opportunity to see where Memphis stood on the national scene, no matter the game's outcome.

The bowl game had Memphis playing its first BCS league foe in school postseason history, as the Tigers faced the USF Bulls. While the previous bowl trips were important in their own right, West believed this bowl would set the course for the direction of the program's future.

The Bulls won the game 41-14 before a predominantly pro-USF crowd of 25,205 at Tropicana Field, home of the MLB American League champion Tampa Bay Rays. The appearance at Tropicana Field made history for the Tigers, as it was the first time Memphis played in a Major League Baseball stadium.

As for the game, it pitted one of the nation's best rushing offenses (Memphis) against one of the country's top rushing defenses (USF), and on this day, the defense won the battle. The Tigers entered the contest averaging over 200 yards via their ground game, but the Bulls had the nation's ninth-best rushing defense and it showed. USF held Memphis to only 66 yards on 30 carries, and Tigers running back Curtis Steele, a 1,000-yard rusher, gained most of those with 48 yards on 12 rushes.

While the Bulls defense shut down the Memphis offense, the Tigers defense had no

answer for USF quarterback Matt Grothe, who was named the bowl game's MVP. Grothe was 17-of-24 passing for 236 yards and three touchdowns and rushed for 83 yards on 15 carries. He also had one reception for 14 yards. Grothe did all of his damage in the first three quarters, as he sat out the final period.

The Bulls got started early and never looked back. On the game's opening kickoff, USF's Dontavia Bogan took Matt Reagan's kickoff at the 1-yard line and returned it 56 yards to the Memphis 43. Three plays later, the Bulls were on the board when Grothe hit Taurus Johnson with a 28-yard scoring strike for a 7-0 lead. The USF scoring drive only took 1:02 off the clock.

Later in the first period, USF struck again on a short six-play drive. Grothe was 3-of-3 passing for 57 yards in putting the Bulls at the Memphis 4-yard line. From there, Ben Williams gained the final four yards and increased the USF lead to 14-0.

However, West's Tigers did not go away. On the ensuing drive, Memphis marched 73 yards on six plays and cut the USF advantage in half at 14-7. The drive only took 2:19, and it ended when Tigers quarterback Arkelon Hall hit pay dirt from three yards out.

The Bulls, though, took the momentum back on their next possession. After striking quickly on its first two scoring drives, USF put together a lengthy 14-play, 63-yard possession that ended in a Maikon Bonani 23-yard field goal for a 17-7 advantage. The drive took 5:51 off the clock.

After holding the Tigers on their next possession, USF had another five-minute scoring drive — this time, 5:24 — that culminated in a Grothe-to-Ben Busbee 13-yard touchdown connection to give the Bulls a 24-7 lead with only 4:15 left before halftime.

Again, the Tigers mounted a response. With a little over four minutes before intermission, Memphis started on its own 20, and Hall led the way. The Tigers quarterback was 7-of-10 passing for 60 yards, including a two-yard touchdown pass to Duke Calhoun with 0:08 left in the second quarter. The score cut the USF lead to 24-14 at the break and pulled momentum back to the Tigers' side.

That momentum, however, swung back to the Bulls in the third quarter. The USF defense held Memphis to only 60 yards on its first two second-half drives, while the Bulls offense capitalized with 10 points to increase their lead to 34-14 by the end of the third quarter. Bonani added a 37-yard field goal midway through the third quarter, and Grothe threw his third touchdown pass near the end of the period to put the contest out of reach.

The Bulls added a final touchdown early in the fourth quarter for the 41-14 final.

## SCORING SUMMARY

Memphis	7	7	0	0	—	14
USF	14	10	10	7	—	41

Attendance: 25,205

USF	(13:58, 1st)	Johnson 26 yd pass from Grothe (Bonani kick)
USF	(4:28, 1st)	Williams 3 yd run (Bonani kick)
UM	(2:09, 1st)	A. Hall 3 yd run (Reagan kick)
USF	(11:18, 2nd)	Bonani 23 yd FG
USF	(4:15, 2nd)	Busbee 13 yd pass from Grothe (Bonani kick)
UM	(0:08, 2nd)	Calhoun 2 yd pass from A. Hall (Reagan kick)
USF	(8:36, 3rd)	Bonani 37 yd FG
USF	(1:50, 3rd)	Bogan 24 yd pass from Grothe (Bonani kick)
USF	(12:40, 4th)	Plancher 2 yd run (Bonani kick)

## TEAM STATISTICS

	UM	USF
First Downs	15	29
Rushes-Yds	30-66	49-232
Passing Yds	172	264
Passes (C-A-I)	18-35-0	20-30-0
Fumbles-Lost	0-0	1-1
Penalties-Yds	3-25	7-270
Punts-Avg	8-42.1	2-36.0
Punt Returns-Yds	0-0	5-29
KO Returns-Yds	8-137	2-71
Time of Possession	25:16	34:44
Sacks By	3-23	1-6

## INDIVIDUAL LEADERS

<b>Rushing:</b>	MEM-Steele 12-48-0 USF-Grothe 15-83-0
<b>Passing:</b>	MEM-Hall 15-31-154-1-0 USF-Grothe 17-24-236-3-0
<b>Receiving:</b>	MEM-Calhoun 6-39-1 USF-Mitchell 4-60-0
<b>Interceptions:</b>	MEM-None USF-None


Hall was 15-of-31 passing for 154 yards and one score. Calhoun was the Tigers' leading receiver with a game-high six catches for 39 yards and one touchdown. Brandon Patterson led the Tigers defense with nine tackles.

Grothe's primary targets were Carlton Mitchell (60 yards) and Johnson (40 yards, 1 TD), who each had four receptions. Tyron McKenzie led the USF defense with a game-best 11 tackles.



## NEW ORLEANS BOWL • 2007

<b>FLORIDA ATLANTIC</b>	<b>44</b>
<b>MEMPHIS</b>	<b>27</b>
LOUISIANA SUPERDOME (68,500)	
DECEMBER 21, 2007	



**NEW ORLEANS, La.** — Four out of five. Let's say it again! For the fourth time in the last five seasons, the Memphis Tigers football team earned a postseason bowl berth.

Despite their 44-27 setback to Florida Atlantic in the 2007 R+L Carriers New Orleans Bowl, the Tigers and their fans had a lot to be proud of when looking at the entire 2007 campaign. The season began with a tough start, but Memphis caught its stride in late October and rode that wave to a fourth bowl game under head coach Tommy West.

Let's take a quick review:

- A bowl looked like a distant dream after a 2-4 start to the season.
- The schedule took on a major shift when the Sept. 8 game at Arkansas State was postponed due to inclement weather. The contest was moved to Sept. 27, making the Tigers play three games in 11 days.
- After losing the first two games in the rugged three-games-in-11-days stretch, the Tigers suffered an even greater loss on the night of Sept. 30 when defensive lineman Taylor Bradford was shot and later died. After two days of emotional outpouring, the Memphis players took the field arm-in-arm for its Conference USA home opener versus Marshall. The Tigers won the game 24-21.
- With a home loss to Middle Tennessee in mid-October, bowl hopes were all but lost with three of the next four C-USA games on the road.
- As was the trend in the West era, the Tigers did not fold. Memphis won all three league road games (at Rice, Tulane and Southern Miss) in that stretch and repositioned itself in the bowl picture.

- The Tigers sealed the bowl invitation with back-to-back home wins over UAB and SMU to close the regular season.

So, you ask, what did the Tigers accomplish?

- A winning record for the fourth time in the last five years (2003-07). The last time Memphis did that was from 1973-77 when the Tigers had five-straight winning seasons.
- Six conference wins, the most league victories in school history.
- A second-place C-USA East Division finish, the second in three years.
- A fourth bowl in the last five years, the first time for a stretch like that in school history.

Granted, the bowl setback to Florida Atlantic put a small bitter taste in the mouths of the Tigers, but Memphis' "never-give-up" attitude kept them in the game until the end despite several injuries that sidelined key Tigers. Kicker Matt Reagan left the game with a concussion, and receiver Maurice Jones was sidelined with a dislocated hip. In addition, T.J. Pitts broke his ankle and quarterback Martin Hankins was knocked out of the game with a knee injury in the third quarter.

Before a crowd of 25,146 at the Louisiana Superdome, seniors Joseph Doss and Hankins went out in style with solid performances. Hankins was 25-of-39 passing for 281 yards and three scores, and Doss rushed for 91 yards on 20 carries and caught a team-high five passes for 42 yards.

With his 281 yards passing, Hankins set the Memphis single-season mark with 3,220 yards. He also set season records for completions (261) and touchdowns (25). For his career, Hankins totaled 5,770 yards, 43 touchdowns and 487 completions — all second to Danny Wimprine.

In the game, Hankins' favorite targets were Carlos Singleton (4 receptions/63 yards/1 TD) and Duke Calhoun (4 catches/40 yards). With their receptions, both Singleton and Calhoun extended streaks. Singleton extended his streak to 21 games with a reception, while Calhoun has caught a pass in all 24 of his collegiate games.

After a first quarter warm-up with Florida Atlantic leading 17-7, the teams combined for 26 points in the second period. Two Joey Mack field goals kept the Tigers close, but the Owls answered with touchdowns for a 30-13 lead. However, Memphis closed the gap to 30-20 just before the half when Hankins hit Earnest Williams from 19 yards out.

Following halftime, Memphis cut further into the Florida Atlantic lead. A Hankins-to-Singleton six-yard scoring connection sliced the Owls' lead to 30-27 with 9:30 left in the third quarter. However, Florida Atlantic scored the final two touchdowns for the 44-27 final.

Punter Brent Sutherland set a New Orleans Bowl record with a 70-yard punt in the fourth

## SCORING SUMMARY

Memphis	7	13	7	0	— 27
FAU	17	13	7	7	— 44

Attendance: 25,146

FAU	(12:03, 1st)	Pierre 4 yd pass from Smith (Leroy kick)
UM	(9:20, 1st)	Russell 8 yd pass from Hankins (Reagan kick)
FAU	(7:23, 1st)	Leroy 22 yd FG
FAU	(5:00, 1st)	Edgecomb 29 yd pass from Smith (Leroy kick)
UM	(12:12, 2nd)	Mack 38 yd FG
FAU	(10:25, 2nd)	Bonner 16 yd pass from Smith (Leroy kick)
UM	(5:55, 2nd)	Mack 35 yd FG
FAU	(3:34, 2nd)	Rose 4 yd pass from Smith (Leroy kick failed)
UM	(00:52, 2nd)	Williams 19 yd pass from Hankins (Mack kick)
UM	(9:30, 3rd)	Singleton 6 yd pass from Hankins (Mack kick)
FAU	(1:39, 3rd)	Harmon 16 yd pass from Smith (Leroy kick)
UA	(9:12, 4th)	Edgecomb 4 yd run (Leroy kick)

## TEAM STATISTICS

	UM	FAU
First Downs	24	25
Rushes-Yds	32-117	33-115
Passing Yds	281	350
Passes (C-A-I)	26-46-0	26-33-1
Fumbles-Lost	0-0	0-0
Penalties-Yds	5-45	5-29
Punts-Avg	7-38.7	3-35.7
Punt Returns-Yds	0-0	2-34
KO Returns-Yds	8-153	6-182
Time of Possession	31:11	28:49
Sacks By	1-8	1-2

## INDIVIDUAL LEADERS

<b>Rushing:</b>	UM-Doss 20-100-0 FAU-Pierre 11-49-0
<b>Passing:</b>	UM-Hankins 25-39-281-3-0 FAU-Smith 25-32-336-5-1
<b>Receiving:</b>	UM-Doss 5-42-0, Singleton 4-63-1 FAU-Harmon 7-97-1
<b>Interceptions:</b>	UM-Mathis 1-34 FAU-None

quarter. He finished the game with six punts for a 45.2 average.

Clinton McDonald led the Memphis defense with eight total tackles, while Jeremy Rockette and LaKeitharun Ford each had seven hits. McDonald also had one quarterback sack and two TFL. LeRico Mathis recorded his third interception of the season, tying him for team-high honors with Brandon Patterson.

## MOTOR CITY BOWL • 2005

<b>MEMPHIS</b>	<b>38</b>
<b>AKRON</b>	<b>31</b>
FORD FIELD (50,616)	
DECEMBER 26, 2005	



**DETROIT, Mich.** — It was the holiday season, and the Memphis Tigers football team gave its fans a Merry Christmas — even though it came a day later. Behind a DeAngelo Williams 238-yard rushing performance and three Stephen Gostkowski field goals, the Tigers posted their second postseason victory in three seasons with a 38-31 win over Akron in the 2005 Motor City Bowl. The game was played at Ford Field, the site of the NFL's 2006 Super Bowl in early February.

Williams, who was named the Motor City Bowl MVP, compiled his bowl record-setting 238 yards on 31 carries and scored three touchdowns. Gostkowski hit field goals of 32, 25 and 50 yards, and the 50-yard effort set a Motor City Bowl mark.

The way the game started gave no indication it would end up being a 38-31 shootout. The Memphis offense sputtered at the start, and the Tigers relied on their defense and punter Michael Gibson's foot. The Tigers defense allowed the Zips only three points, despite having two first-quarter drives deep in Memphis territory. Akron scored the field goal on its second drive, but on the first trip across the 50-yard line, the Zips' series was halted at the Memphis 25 when Tim Goodwell and Rod Smith stopped Brett Biggs on 4th-and-1. Gibson played just as important a role in the first quarter with two long punts — 51 and 49 yards — that pinned Akron inside its own 10-yard line both times.

After watching the defense keep the Tigers in the game in the first quarter, the Memphis offense got on track in the second frame. Williams, who gained only 19 yards in the first quarter, picked it up on the Tigers' first scoring

drive with 34 yards on the ground. Tigers quarterback Maurice Avery also found his groove in the second quarter, hitting Ernest Williams on a 42-yard strike to the Akron 23. Four plays later, Gostkowski connected on a 32-yard field goal to tie the contest at 3-all.

The Tigers kept it going. The defense held the Zips to 3-and-out on their next series, and the Memphis offense continued to roll. On the first play of the ensuing drive, Avery found his target in Ryan Scott for a 50-yard gain to the Akron 2-yard line. Williams then pushed the ball across the goal line for the first Memphis lead of the game. After Gostkowski's PAT, the Tigers led 10-3.

With just over four minutes left before halftime, Akron got the ball with an opportunity to cut into the Tigers lead, but it didn't happen. The Tigers offense took over with 2:30 on the clock and took advantage of another scoring chance. After two rushes netted a minus-3 yards, Avery took back to the air and again hit Scott for a long gain — this time, 48 yards — to the Akron 27. From there, the Tigers moved the ball to the Zips 7, where Gostkowski hit his second field goal for a 13-3 halftime lead.

The early portion of the second half looked no different for the Akron offense. Stymied by the Tigers in the first half, the Zips were unable to get past their own 40-yard line on the first two possessions. Aided by two Akron defensive pass interference calls, the Tigers moved down to the Akron 2, where Williams scored his second touchdown for a 20-3 Memphis lead.

With only three minutes left in the third quarter and down 20-3, the Zips scored via the air on the ensuing drive. Zips quarterback Luke Getsy was 6-of-7 passing for 80 yards on the series that resulted in a 46-yard scoring strike to Jabari Arthur to cut the Tigers' lead to 20-10.

The game moved into the fourth quarter, and the shootout began. Gostkowski got it started with a 50-yard field goal for a 23-10 Tigers lead. Akron responded with a quick three-play, 80-yard drive to cut the Memphis lead to 23-17. The big play was a Getsy-to-Biggs 72-yard scoring strike.

The Tigers then answered with their own big play in the form of Williams. With the Zips closing in and also gaining momentum, Memphis' All-America running back took a handoff and raced 67 yards to the Akron 2. On the next play, Williams scored his third touchdown. Avery added the two-point conversion for a 31-17 Memphis advantage. The Tigers added another score on an Ernest Williams 5-yard run to increase the lead to 38-17 with only 6:38 left.

However, the Zips did not quit. Akron scored two touchdowns in under six minutes to pull to within seven at 38-31 with only 50 seconds left. The Zips' first drive took nearly

## SCORING SUMMARY

Memphis	0	13	7	18	—	38
Akron	3	0	7	21	—	31
Attendance: 50,616						

UA	(00:40, 1st)	Swiger	43 yd FG
UM	(7:02, 2nd)	Gostkowski	32 yd FG
UM	(4:08, 2nd)	Williams	1 yd run (Gostkowski kick)
UM	(00:18, 2nd)	Gostkowski	25 yd FG
UM	(3:02, 3rd)	Williams	2 yd run (Gostkowski kick)
UA	(00:46, 3rd)	Arthur	46 yd pass from Getsy (Swiger kick)
UM	(12:04, 4th)	Gostkowski	50 yd FG
UA	(11:03, 4th)	Biggs	72 yd pass from Getsy (Swiger kick)
UM	(10:41, 4th)	Williams	2 yd run (Avery rush)
UM	(3:09, 4th)	E. Williams	5 yd run (Gostkowski kick)
UA	(1:46, 4th)	Hixson	14 yd pass from Getsy (Swiger kick)
UA	(0:55, 4th)	Arthur	19 yd pass from Getsy (Swiger kick)

## TEAM STATISTICS

	UM	UA
First Downs	21	24
Rushes-Yds	58-346	23-47
Passing Yds	170	455
KO Returns-Yds	3-97	2-39
Passes (C-A-I)	7-14-0	34-59-0
Punts-Avg	5-45.6	8-40.5
Fumbles-Lost	1-1	0-0
Penalties-Yds	7-62	10-61
Time of Possession	29:48	30:12
Sacks By	3-22	0-0

## INDIVIDUAL LEADERS

<b>Rushing:</b>	UM-Williams 31-238-3 UA-Briggs 14-46-0
<b>Passing:</b>	UM-Avery 7-13-0-170-0 UA-Getsy 34-59-4-455-0
<b>Receiving:</b>	UM-Scott 3-103-0 UA-Arthur 8-180-2
<b>Interceptions:</b>	UM-0 UA-0

five minutes, and ended when Getsy hit Domenik Hixson from 14 yards out. The Akron special teams then executed a perfect onside kick, and recovered the ball at midfield with 1:45 left. One minute later, Getsy connected with Arthur for a 19-yard touchdown pass to cut the Tigers lead to 38-31.

The Zips tried their magic one more time, but this time, the Tigers special teams recovered the onside kick, and Memphis ran out the clock for the win.


Goodwell, who received the UAW Lineman Award, led the Tigers defense with 12 tackles, five TFL and two sacks.



## GMAC BOWL • 2004

<b>BOWLING GREEN</b>	<b>52</b>
<b>MEMPHIS</b>	<b>35</b>

LADD PEBBLES STADIUM (40,646)  
DECEMBER 22, 2004



**MOBILE, Ala.** — In an aerial battle before a rain-drenched 29,500 at Ladd-Peebles Stadium, Memphis' Danny Wimprine and Bowling Green's Omar Jacobs put on a show for the ESPN national television audience. In the end, Jacobs won the shootout in leading the Falcons to a high-scoring 52-35 GMAC Bowl victory over the Tigers.

Jacobs, the GMAC Bowl MVP, connected on 26-of-44 passes for 365 yards and five touchdowns. Not to be outdone, Wimprine was just as impressive. The Memphis senior quarterback was 26-of-39 passing for 324 yards and four touchdowns. Each signal-caller had one interception.

Wimprine and Jacobs received help from each team's running game. For the Tigers, DeAngelo Williams, the Conference USA Offensive Player of the Year, carried the ball 18 times for 120 yards, including an impressive 31-yard touchdown run in the second quarter. Williams missed the final quarter after breaking his right fibula in the third period. P.J. Pope aided the Falcons' cause with 151 rushing yards on 28 carries and two scores.

The offensive fireworks started almost from the opening kickoff. After Bowling Green held the Tigers on their first possession, the Falcons took over on their own 41. Nine plays later, Pope found the end zone from a yard out for a 7-0 Bowling Green lead.

However, the Falcons were not done. On the ensuing kickoff, Bowling Green pulled some trickery out of the playbook early with an onside kick. The Falcons recovered the

kick, and the Bowling Green offense was back in business. Jacobs directed a four-play, 52-yard drive in only 45 seconds to give the Falcons a 14-0 lead just over five minutes into the contest. The score came when Jacobs connected with Charles Sharon from 18 yards out.

Memphis got its second possession of the game and took little time cutting the Bowling Green lead in half. The Tigers went 80 yards in seven plays, and the drive culminated in a Wimprine-to-John Doucette 42-yard touchdown toss with 6:51 left in the first quarter.

With the game taking on a back-and-forth nature, the Falcons answered immediately. Jacobs led Bowling Green on a six-play, 68-yard drive over the next 2:05 to put the Falcons ahead 21-7. Jacobs hooked up with Sharon for a 36-yard scoring toss.

In the second quarter, the Tigers scored 17 seconds into the period on a Wimprine 60-yard pass to Chris Kelley. The score began a five-touchdown quarter that ended with the Falcons holding a 35-28 halftime lead.

Memphis pulled even at 28-all on a Williams' 31-yard touchdown scamper with 3:37 left. Bowling Green, though, had one final answer before halftime. Jacobs threw his fourth touchdown pass of the first half when he found Steve Sanders in the end zone with only :37 on the clock. The score gave the Falcons a 35-28 lead and the momentum heading into the second half.

After the break, Bowling Green took control of the game. The Falcons scored the lone touchdown in the third quarter -- Jacob's fifth touchdown pass -- and added 10 points in the final quarter before Memphis' last score with under five minutes to play for the 52-35 final.

Tim Goodwell finished the game with 10 total tackles (five solo), two TFL and a quarterback sack to lead the Tigers defense. Jovon Burkes led the Bowling Green defense with 11 hits (six solo) and two TFL.

Wimprine went over 10,000 yards passing and finished his career with nearly every Memphis passing record. The Tigers quarterback topped the record book for career passing yards (10,215), completions (808), attempts (1,469) and touchdowns (81).

Before his third quarter injury, Williams went over 4,000 career rushing yards. The 100-yard GMAC Bowl performance was the 24th 100-yard rushing game of his career.

## SCORING SUMMARY

Bowling Green 21 14 7 10 — 52  
Memphis 7 21 0 7 — 35

Attendance: 29,500

Weather: temp 61 degrees, wind - SSE9, clouds and rain

BGSU (10:24, 1st) Pope 1 yd run (Suisham kick)  
BGSU (9:37, 1st) Sharon 18 yd pass from Jacobs (Suisham kick)  
UM (6:51, 1st) Doucette 18 yd pass from Wimprine (Gostkowski kick)  
BGSU (4:39, 1st) Sharon 36 yd pass from Jacobs (Suisham kick)  
UM (14:43, 2nd) Kelley 60 yd pass from Wimprine (Gostkowski kick)  
BGSU (9:54, 2nd) Sanders 31 yd pass from Jacobs (Suisham kick)  
UM (6:41, 2nd) Avery 38 yd pass from Wimprine (Gostowski kick)  
UM (3:37, 2nd) Williams 31 yd run (Gostowski kick)  
BGSU (0:37, 2nd) Sanders 17 yd pass from Jacobs (Suisham kick)  
BGSU (3:18, 3rd) Pope 13 yd pass from Jacobs (Suisham kick)  
BGSU (14:09, 4th) Suisham 37 yd FG  
BGSU (8:01, 4th) Pope 1 yd run (Suisham kick)  
UM (3:48, 4th) Doucette 14 yd pass from Wimprine (Gostkowski kick)

## TEAM STATISTICS

	BGSU	UM
First Downs	29	21
Rushes-Yds	43-193	27-90
Passing Yds	365	324
KO Returns-Yds	1-26	3-57
Passes (C-A-I)	26-44-1	26-39-1
Punts-Avg	4-31.8	6-32.8
Fumbles-Lost	1-1	2-1
Penalties-Yds	2-14	4-28
Time of Possession	33:23	26:37
Sacks By	0-0	2-17


## INDIVIDUAL LEADERS

**Rushing:** UM-Williams 18-120-1  
BGSU-Pope 28-151-2  
**Passing:** UM-Wimprine 26-39-4-324-1  
BGSU-Jacobs 26-44-5-365-1  
**Receiving:** UM-Kelley 4-108-1  
BGSU-Magner 9-68-0  
**Interceptions:** UM-1  
BGSU-1



## NEW ORLEANS BOWL • 2003

<b>MEMPHIS</b>	<b>27</b>
<b>NORTH TEXAS</b>	<b>17</b>
LOUISIANA SUPERDOME (69,767)	
DECEMBER 16, 2003	



**NEW ORLEANS, La.** — The nation's longest bowl drought of 32 years ended in a big way for the University of Memphis. The Tigers, which had not participated in a bowl game since 1971, received a bid to the 2003 New Orleans Bowl and faced Sun Belt Conference champion North Texas.

The city of Memphis was electrified. Excitement abounded and the Tigers faithful bought tickets and prepared for the trip to the "Big Easy."

Playing in the first bowl game of the 2003 postseason and before a national television audience on ESPN, the Tigers' biggest challenge was to stop one of college football's top running backs in North Texas' Patrick Cobbs. And, Memphis was without its top offensive weapon, tailback DeAngelo Williams, as the result of a late-season injury.

Gameday arrived Dec. 16, and Memphis won the coin toss and deferred to the second half, giving the Mean Green the ball to open the game.

On the opening drive, North Texas gave the ball to Cobbs six times, but was forced to call on kicker Nick Bazaldua when the drive stalled at the Tigers 30-yard line. Bazaldua booted a 47-yard field goal for a 3-0 lead.

But, this night belonged to the bowl-hungry Tigers, and the North Texas lead was short-lived.

After Memphis receiver Chris Kelley returned the kickoff to the Tigers 34-yard line, junior quarterback and New Orleans native Danny Wimprine took over.

When rushes by Darron White and Derron Parquet failed to gain yardage, Wimprine went

up top and connected with wideout Darren Garcia for 63 yards to the North Texas 6-yard line. Three plays later, Wimprine kept the ball and raced seven yards into the end zone for the go-ahead score.

The Tigers defense, having had a taste of the North Texas offense, returned to the field determined to shut down the Mean Green. Three plays later, punter Brad Kadlubar kicked the ball back to the Tigers.

But, possible disaster struck on the Tigers' next possession as Parquet was knocked out of the game with a shoulder injury. Memphis was forced to put the ball in the hands of walk-on back LaKendus Cole.

Midway through the second quarter, North Texas punted, and the Tigers offense got the ball at the Memphis 24. Powered by the running of Cole and the passing of Wimprine, the Tigers drove the ball to the Mean Green 10-yard line, where Wimprine found Kelley in the end zone for the team's second score. Stephen Gostkowski added the PAT for a 14-3 Tigers' lead.

Lightning struck again for the Tigers. On the ensuing kickoff, Memphis' Shaka Hill stripped the ball from returner Kevin Moore, and Cato Mott recovered at the North Texas 8-yard line. After three plays, Gostkowski was connected on a 21-yard field goal for a 17-3 advantage Memphis took to the half.

The game's third stanza was a defensive battle, and both teams were unable to move the ball until the two-minute mark.

The Mean Green, starting near midfield, marched 58 yards in six plays with Cobbs going the final 35 yards for their first touchdown. Suddenly, the Memphis lead was cut to 17-10 as the third quarter ended.

Memphis regained its composure and took control of the game in the fourth quarter. And, it started early in the final period.

At the 12:28 mark of the fourth quarter, Memphis took over at its own 38-yard line. Wimprine hit White for 20 yards, and Robert Douglas gained three on his first carry of the game. After a North Texas facemask penalty, Cole had gains of two yards and 14 yards to the Mean Green 5-yard line. On 2nd-and-goal, Cole burst up the middle for the touchdown and a 24-10 lead. It was Cole's first collegiate touchdown and put the game out of reach.

North Texas scored again on Cobb's run of two yards with 2:26 on the clock, but it was too little, too late.

The Tigers scored on their next possession to ice the victory. With Cole gaining yards on the ground and Wimprine connecting with receivers Mario Pratcher and John Doucette, Memphis moved within field goal range, and Gostkowski's 42-yard field goal gave Memphis a 27-17 lead and started the celebration in both New Orleans and the Bluff City.

## SCORING SUMMARY

Memphis	7	10	0	10	—	27
North Texas	3	0	7	7	—	17

Attendance: 25,184

Weather: temp 72 degrees indoor, wind - none

UNT	(9:44, 1st)	Bazaldua 47 yd FG
UM	(6:57, 1st)	Wimprine 7 yd run (Gostkowski kick)
UM	(4:58, 2nd)	Kelley 10 yd pass from Wimprine (Gostkowski kick)
UM	(3:39, 2nd)	Gostkowski 21 yd FG
UNT	(00:13, 3rd)	Cobbs 35 yd run (Bazaldua kick)
UM	(9:08, 4th)	Cole 5 yd run (Gostkowski kick)
UNT	(7:13, 4th)	Cobbs 2 yd run (Bazaldua kick)
UM	(2:26, 4th)	Gostkowski 42 yd FG

## TEAM STATISTICS

	UM	UNT
First Downs	15	11
Rushes-Yds	45-88	33-122
Passing Yds	254	152
KO Returns-Yds	4-69	4-61
Passes (C-A-I)	17-24-0	9-21-0
Punts-Avg	6-38.7	8-37.3
Fumbles-Lost	0-0	1-1
Penalties-Yds	9-57	6-61
Time of Possession	34:08	25:52
Sacks by	3-13	1-1

## INDIVIDUAL LEADERS

<b>Rushing:</b>	UM-Cole 27-62-1
	NT-Cobbs 23-110-2
<b>Passing:</b>	UM-Wimprine 17-23-0-254-1
	UNT-Hall 9-21-0-152-0
<b>Receiving:</b>	UM-Garcia 2-109-0
	UNT-Quinn 4-56-0
<b>Interceptions:</b>	UM-0
	UNT-0

As the final seconds ticked off the clock, the players gave head coach Tommy West a cooler bath and then carried him onto the field on their shoulders.

New Orleans Bowl director Ron Maestri presented the Tigers the championship trophy at midfield, and Wimprine was named the game's MVP.

Cole was presented the game ball by West after rushing for 62 yards and one score in a reserve role.

## PASADENA BOWL • 1971

<b>MEMPHIS STATE</b>	<b>28</b>
<b>SAN JOSE STATE</b>	<b>9</b>
ROSE BOWL (104,091)	
DECEMBER 18, 1971	



**PASADENA, Calif.** — A hard-nosed defense that caused numerous San Jose State mistakes and an explosive offense that capitalized on those miscues led the Tigers to a 28-9 Pasadena Bowl rout over the Spartans, before a sparse crowd of 15,244 in the Rose Bowl.

Memphis State, making its first major bowl appearance, trailed 3-0 early in the opening period until a blocked punt by Tom Carlsen, who was named the bowl's Defensive Player of the Game, gave the Tigers a lead they never relinquished.

The Tigers received the opening kickoff, and after failing to move the ball, were forced to punt from their own 26-yard line. The Spartans drove the ball 19 yards and attempted a 42-yard field goal that fell short and was returned by the Tigers.

Following another failed drive, San Jose State moved the ball to the Memphis 16-yard line before kicker Larry Barnes connected on a 33-yard field goal. It was San Jose State's only lead of the contest.

With 50 seconds remaining in the first quarter, Spartans punter John McMillan stood at his own 15-yard line. Carlsen, a Tigers defensive back, blocked McMillan's punt and fell on the loose ball in the end zone for the score. Hal McGeorge added the point after, and Memphis had a 7-3 lead.

The Tigers defense gained an air of confidence and stopped San Jose State on the ensuing series. Following a short Spartans punt, the Tigers took over at midfield.

With quarterback Al Harvey leading the offensive attack, the Tigers moved into scoring position. A 13-yard pass from Harvey to Dornell Harris, who was named the bowl's Offensive Player of the Game, and runs by Harvey, Skeeter Gowen and Paul Wilson set up the Tigers at the 9-yard line. Harvey gobbled up the final nine yards on a run around right end. The 65-yard drive early in the second period gave Memphis a 14-3 lead at intermission.

The Tigers kicked off to begin the second half. San Jose State did not move the ball on its opening drive of the second half, but but got a quick second chance when Gowen fumbled on Memphis' first offensive play. Bill Brown recovered on the Tigers 24 and Memphis' 14-3 lead looked precarious. The Spartans moved to the Memphis 2-yard line, where on fourth down, the Tigers defense buckled down and stopped Spartans running back Joe Hicks at the line of scrimmage. The defensive stand ended San Jose State's only real threat of the second half.

The third period featured strong defensive play from both teams, and when the quarter ended, the score remained 14-3 in favor of the Tigers.

The final stanza opened with San Jose State with the ball, but an interception and 27-yard return by the Tigers' David Johnson, his second of the game, put the ball at the Spartans 18-yard line. Memphis' Gowen wasted no time and raced 18 yards to the end zone on the first play from scrimmage for a score. The scoreboard then read 21-3 in the Tigers' favor.

Lightning struck immediately for Memphis. On the Spartans' first play following the Tigers score, back Larry Lloyd fumbled and Memphis' Carl Taylor recovered.

Five plays later, Tigers fullback Clifton Taylor punched the ball in from the 1-yard line, and Tigers fans rejoiced a 28-3 lead and with 10 minutes remaining.

Frustration mounted for San Jose State as the Memphis defense continued its strong play. Forced to pass the ball with time running out, Tigers cornerback Walter Daggett recorded Memphis' fourth interception of the game to halt another Spartans' drive.

San Jose State's only touchdown of the game was set up when a Memphis special teams snap sailed over punter John Kidwell's head and was recovered at the Memphis 20-yard line. A Brad Metheany 1-yard quarterback keeper with 36 seconds left in the contest was the Spartans' only touchdown. The extra point attempt was wide to the left.

## SCORING SUMMARY

Memphis State	7	7	0	14	—	28
San Jose State	3	0	0	6	—	9
Attendance: 15,2440						
Weather: temp 72 degrees, sunny and clear, wind - none						

SJSU	(11:01, 1st)	Barnes 33 yd FG
MSU	(0:50, 1st)	Carlsen blocked punt in end zone (McGeorge kick)
MSU	(12:28, 2nd)	Harris 9 yd run (McGeorge kick)
MSU	(12:14, 4th)	Gowen 18 yd run (McGeorge kick)
MSU	(10:04, 4th)	Taylor 1 yd run (McGeorge kick)
SJSU	(0:36, 4th)	Metheany 1 yd run (kick failed)

## TEAM STATISTICS

	MSU	SJSU
First Downs	15	11
Rushes-Yds	53-208	47-187
Passing Yds	41	81
KO Returns-Yds	2-41	5-82
Passes (C-A-I)	3-13-2	6-19-4
Punts-Avg	7-39.0	6-35.7
Fumbles-Lost	5-1	3-1
Penalties-Yds	3-35	9-85
Time of Possession	N/A	N/A
Sacks by	N/A	N/A

## INDIVIDUAL LEADERS


<b>Rushing:</b>	MSU-Harris 10-87-1 SJSU-Brice 12-54-0
<b>Passing:</b>	MSU-Harvey 3-9-0-41-0 SJSU-McMichael 5-16-3-67-0
<b>Receiving:</b>	MSU-Davis 1-24-0 SJSU-Brice 3-48-0
<b>Interceptions:</b>	MSU-Johnson (2), Carlsen, Daggett SJSU-Scott, Duncan

The victory over San Jose State marked the second bowl win for the Tigers in school history. The game also marked the end of an era in Tigers football history. Head coach Billy J. Murphy stepped down from his coaching position following the bowl win and dedicated his time to being the University's athletics director. The former Marine compiled a record of 91-44-1 over his 14 seasons as head coach at Memphis.



## BURLEY BOWL • 1956

MEMPHIS STATE COLLEGE	32
EAST TENNESSEE STATE	12
MEMORIAL STADIUM (8,000)	
NOVEMBER 22, 1956	



**JOHNSON CITY, Tenn.** — In November of 1956, Memphis State College received its second bowl bid in school history, but this time University officials accepted the invitation and the team traveled to East Tennessee to participate in its first postseason event.

In 1938, the Tigers received an invitation to the Prune Bowl in California and asked bowl officials for a financial guarantee to help cover the cost of transporting the squad to the Golden State. When the guarantee did not come through, Memphis opted to stay home.

In 1956, the Memphis squad finished the season with a 4-4-1 record under head coach Ralph Hatley. Andy Nelson and Cotton Clifford served as team captains and helped Memphis to victories in two of the final three games.

During that three-week stretch, the Tigers had back-to-back shutouts, defeating Western Kentucky 42-0 and Arkansas State 34-0.

November 22 was a cold and blustery day in Johnson City, Tenn. Not suited for football or any other outdoor event, the day was highlighted by a light snowfall and spitting rain and sleet.

East Tennessee State College tallied the game's first points on a 14-yard pass from quarterback Howard Tippet to halfback Bob Lindsey in the first period. The point after failed, as did most that day, and the Buccaneers led 6-0.

The Tigers answered the East Tennessee State College score before the first quarter ended. Bob Schmidt blasted into the end zone from two yards out and, following the missed PAT by Memphis, the score was tied at 6-all.

Neither team could do much to defeat the weather the remainder of the first half, although the Tigers penetrated several times into Buccaneers territory in the second quarter. Memphis even moved down to the East Tennessee State College 1-yard line before a fumble halted the drive. The first half ended with the score knotted at 6-all.

In the second half, the Tigers got their offense going. After being held to only six points in the first half by a battling Buccaneers bunch, Memphis shook off the effects of the biting cold weather conditions and took charge of the Burley Bowl — which was witnessed by 700 fans on a frigid Thanksgiving afternoon — in the third quarter. The Tigers punched across three touchdowns in that third period to take control of the contest on the way to the program's first bowl victory.

The first time Memphis received the ball in the third quarter, fullback Bobby Brooks sprinted right up the middle, veered to the left and went 45 yards for a touchdown. And, before that decisive period ended, the Tigers also scored on a one-yard plunge by Eddie Gebara and a 64-yard screen pass from Bubba Leonard to Gebara.

Andy Nelson took a pitchout four yards for the final Memphis touchdown in the opening minutes of the fourth period. Leonard converted the PAT after the third and fourth touchdowns.

East Tennessee State College's last touchdown came midway in the fourth period when quarterback Joe Dixon ran in from one yard out.

The Tigers ended the season with a 5-4-1 record, while East Tennessee State College dropped to a 4-5 mark.

## SCORING SUMMARY

Memphis State	6	0	20	6	—	32
East Tennessee	6	0	0	6	—	12
Attendance: 700; Weather: Snow/Sleet						


ETSC	(1st) Lindsey	14 yd pass from Tippet	(PAT failed)
MSC	(1st) Schmidt	2 yd run	(PAT failed)
MSC	(3rd) Brooks	45 yd run	(PAT failed)
MSC	(3rd) Gebara	1 yd run	(Leonard kick)
MSC	(3rd) Gebara	64 yd run	(Leonard kick)
MSC	(4th) Nelson	4 yd run	(PAT failed)
ETSC	(4th) Dixon	1 yd run	(PAT failed)

## TEAM STATISTICS

	MSC	ETSC
First Downs	14	12
Yards Rushing	282	158
Yards Passing	128	101
Total Yards	410	259
Total Offensive Plays	NA	NA
Passes (C-A)	3-6	7-12
Punts	4-38.9	6-30.5
Fumbles	2-2	5-5
No. of Interceptions	2	0
Penalties	6-30	4-20
3rd Down Conversions	NA	NA
Sacks By	NA	NA

## INDIVIDUAL LEADERS

<b>Rushing:</b>	MSC-Brooks 1-45 ETSC-N/A
<b>Passing:</b>	MSC-Leonard 3-6-128, ETSC-Tippet 7-12-21
<b>Receiving:</b>	MSC-Gebara 1-64 ETSC-N/A
<b>Interceptions:</b>	MSC-2 ETSC-0



Halfback Andy Nelson served as team co-captain and helped the 1956 Tigers to their first postseason victory in the Burley Bowl.



## MEMPHIS BOWL RECORDS

## INDIVIDUAL RECORDS

## SCORING

Most Points Scored.....	18, Anthony Miller vs. Western Kentucky, 2016
.....	18, Paxton Lynch vs. BYU, 2014
.....	18, DeAngelo Williams vs. Akron, 2005
Most Touchdowns.....	3, Anthony Miller vs. Western Kentucky, 2016
.....	3, Paxton Lynch vs. BYU, 2014
.....	3, DeAngelo Williams vs. Akron, 2005
Most Touchdowns Responsible For.....	7, Paxton Lynch vs. BYU, 2014

## RUSHING

Most Rushing Attempts.....	31, DeAngelo Williams vs. Akron, 2005
Most Yards Rushing.....	238, DeAngelo Williams vs. Akron, 2005
Longest Run From Scrimmage.....	67, DeAngelo Williams vs. Akron, 2005
Most Rushing Touchdowns.....	3, Paxton Lynch vs. BYU, 2014
.....	3, DeAngelo Williams vs. Akron, 2005

## PASSING

Most Passing Attempts.....	51, Brady White vs. Penn State, 2019
Most Pass Completions.....	32, Brady White vs. Penn State, 2019
Most Yards Passing.....	454, Brady White vs. Penn State, 2019
Most Touchdown Passes.....	4, Riley Ferguson vs. Western Kentucky, 2016
.....	4, Paxton Lynch vs. BYU, 2014
.....	4, Danny Wimprine vs. Bowling Green, 2004
Most Interceptions Thrown:.....	3, Paxton Lynch vs. BYU, 2014

## RECEIVING

Most Pass Receptions.....	11, Anthony Miller vs. Western Kentucky, 2016
Most Yards Receiving.....	151, Anthony Miller vs. Western Kentucky, 2016
Most Touchdown Receptions.....	3, Anthony Miller vs. Western Kentucky, 2016
Longest Pass Reception.....	64, Eddie Gebara vs. East Tennessee State, 1956

## OFFENSE

Most Total Offense.....	431, Brady White vs. Penn State, 2019
Most All-Purpose Yards.....	236, DeAngelo Williams vs. Akron, 2005

## PUNTING

Most Punts.....	8, Brent Sutherland vs. USF, 2008
Most Yards Punted.....	337, Brent Sutherland vs. USF, 2008
Highest Punting Average (Min. 2).....	47.8, Michael Gibson vs. Akron, 2005
Longest Punt.....	70, Brent Sutherland vs. Florida Atlantic, 2007

## KICKING

Most Points Kicking.....	21, Riley Patterson vs. Penn State, 2019
Most PATs Attempted.....	7, Jake Elliott vs. BYU, 2014
Most PATs Made.....	7, Jake Elliott vs. BYU, 2014
Most Field Goals Attempted.....	6, Riley Patterson vs. Penn State, 2019
Most Field Goals Made.....	6, Riley Patterson vs. Penn State, 2019
Longest Field Goal Made.....	54, Jake Elliott vs. BYU, 2014

## KICK RETURNS

Most Kickoff Returns.....	8, Michael Grandberry vs. FAU, 2007
Most Kickoff Return Yards.....	153, Michael Grandberry vs. FAU, 2007
Most Kickoff Returns TDs.....	1 (97 yards), Tony Pollard vs. Wake Forest, 2018
Longest Kickoff Return.....	97, Tony Pollard vs. Wake Forest, 2018

## PUNT RETURNS

Most Punt Returns.....	5, Brandon McDonald vs. Akron, 2005
Most Punt Return Yards.....	39, Brandon McDonald vs. Akron, 2005
Most Punt Returns TDs.....	N/A
Longest Punt Return.....	15, Brandon McDonald vs. Akron, 2005

## DEFENSE

Most Solo Tackles.....	14, Shareef White vs. Auburn, 2015
Most Assisted Tackles.....	9, Sanchez Blake vs. Penn State, 2019
Most Total Tackles.....	17, Shareef White vs. Auburn, 2015
Most Quarterback Sacks.....	3, Arthur Maulet vs. Western Kentucky, 2016
Most Tackles For Loss.....	3.5, Arthur Maulet vs. Western Kentucky, 2016
.....	3.5, Tim Goodwell vs. Akron, 2005
Most Interceptions.....	2, Reggie Ball vs. Auburn, 2015
.....	2, David Johnson vs. San Jose State, 1971

## TEAM RECORDS

## SCORING

Most Points Scored.....	55 vs. BYU, 2014
Most Touchdowns Scored.....	7 vs. BYU, 2014
Most 2-Point Conversions Made.....	1 vs. FAU, 2020; 1 vs. Akron, 2005

## RUSHING

Most Rushing Attempts.....	58 vs. Akron, 2005
Fewest Rushing Attempts.....	26 vs. Iowa State, 2017
Most Yards Rushing.....	346 vs. Akron, 2005
Fewest Yards Rushing.....	53 vs. Iowa State, 2017
Most Rushing Touchdowns.....	4 vs. Akron, 2005; 4 vs. East Tennessee State, 1956

## PASSING

Most Passing Attempts.....	53 vs. Penn State, 2019
Fewest Passing Attempts.....	6 vs. East Tennessee State, 1956
Most Pass Completions.....	33 vs. Penn State, 2019
Fewest Pass Completions.....	3 vs. East Tennessee State, 1956
Most Passing Yards.....	479 vs. Penn State, 2019
Fewest Passing Yards.....	41 vs. San Jose State, 1971
Most Passing Touchdowns.....	4 vs. WKU, 2016; 4 vs. BYU, 2014; 4 vs. Bowling Green, 2004
Most Passes Had Intercepted.....	3 vs. BYU, 2014

## OFFENSE

Most Offensive Plays.....	97 vs. BYU, 2014
Fewest Offensive Plays.....	59 vs. Iowa State, 2017
Most Total Yards.....	542 vs. Penn State, 2019
Fewest Total Yards.....	205 vs. Auburn, 2015

## PUNTING

Most Punts.....	8 vs. USF, 2008
Most Yards Punted.....	337 vs. USF, 2008
Fewest Yards Punted.....	84 vs. FAU, 2020
Highest Punting Average.....	45.6 vs. Akron, 2005
Lowest Punting Average.....	32.8 vs. Bowling Green, 2004

## KICKING

Most Extra Points.....	7 vs. BYU, 2014
Most Field Goals Made.....	6 vs. Penn State, 2019
Most Field Goals Attempted.....	6 vs. Penn State, 2019

## KICK RETURNS

Most Kickoff Returns.....	8 vs. BYU, 2014; 8 vs. Florida Atlantic, 2007
Most Kickoff Return Yards.....	166 vs. BYU, 2014
Fewest Kickoff Return Yards.....	34 vs. FAU, 2020

## PUNT RETURNS

Most Punt Returns.....	6 vs. BYU, 2014
Most Punt Return Yards.....	66 vs. San Jose State, 1971
Fewest Punt Return Yards.....	2 vs. Western Kentucky, 2016; 2 vs. North Texas, 2003

## DEFENSE

Fewest Rushing Attempts Allowed.....	23 by Akron, 2005
Most Rushing Attempts Allowed.....	56 by Auburn, 2015
Fewest Rushing Yards Allowed.....	32 by Iowa State, 2017
Most Rushing Yards Allowed.....	396 by Penn State, 2019
Fewest Pass Completions Allowed.....	6 by San Jose State, 1971
Most Pass Completions Allowed.....	34 by Akron, 2005
Fewest Passing Yards Allowed.....	81 by San Jose State, 1971
Most Passing Yards Allowed.....	455 by Akron, 2005
Fewest Total Yards Allowed.....	259 by East Tennessee State, 1956
Most Total Yards Allowed.....	598 by Western Kentucky, 2016
Most Points Allowed.....	53 by Penn State, 2019
Most Rushing Touchdowns Allowed.....	5 by Penn State, 2019
Fewest Rushing Touchdowns Allowed.....	0 by FAU, 2020; 0 by Akron, 2005
Most Touchdown Passes Allowed.....	5 by Bowling Green, 2004; 5 by FAU, 2007
Fewest Touchdown Passes Allowed.....	0 by North Texas, 2003; 0 by San Jose State, 1971
Most Total Touchdowns Allowed.....	7 by Penn State, 2019; 7 by Western Kentucky, 2016;
.....	7 by Bowling Green, 2004
Fewest Total Touchdowns Allowed.....	1 by FAU, 2020; 1 by San Jose State, 1971
Most Interceptions Thrown.....	4 by San Jose State, 1971
Fewest Interceptions Thrown.....	0 by Iowa State, 2017; 0 by North Texas, 2003;
.....	0 by Akron, 2005; 0 by USF, 2008
Most Fumble Recoveries.....	5 vs. East Tennessee State, 1956
Most Quarterback Sacks.....	6 vs. Western Kentucky, 2016
Most Tackles for Loss.....	11 vs. North Texas, 2003

## MISCELLANEOUS

Most First Downs.....	27 vs. Penn State, 2019; 27 vs. Western Kentucky, 2016
Fewest First Downs.....	13 vs. Auburn, 2015
Most Penalties.....	9 vs. North Texas, 2003
Fewest Penalties.....	3 vs. San Jose State, 1971
Most Penalty Yards.....	62 vs. Akron, 2005
Longest Time of Possession.....	34:08 vs. North Texas, 2003
Shortest Time of Possession.....	22:11 vs. Iowa State, 2017
Most Third Down Conversions.....	9 vs. FAU, 2020; 9 vs. Florida Atlantic, 2007

## MEMPHIS IN THE NCAA RANKINGS

Statistic	National Rank	Conference Rank	Value	National Leader	Value	Conference Leader	Value
3rd Down Conversion Pct (131 ranked)	26	5	0.456	Washington	0.571	Houston	0.475
3rd Down Conversion Pct Defense (131 ranked)	94	8	0.416	Marshall	0.234	Tulane	0.348
4th Down Conversion Pct (131 ranked)	54	8	0.542	Michigan	0.895	UCF	0.654
4th Down Conversion Pct Defense (131 ranked)	44	4	0.458	Louisville	0.158	UCF	0.433
Blocked Kicks (70 ranked)				Central Mich. Notre Dame	7 7	SMU	4
Blocked Kicks Allowed (130 ranked)	33	4	1	32 teams tied	0	SMU South Fla. Temple	0 0 0
Blocked Punts (30 ranked)				Notre Dame	7	Temple	3
Blocked Punts Allowed (129 ranked)	1	1	0	66 teams tied	0	6 teams tied	0
Completion Percentage (131 ranked)	44	6	0.635	Fresno St.	0.714	Houston	0.674
Defensive TDs (67 ranked)	10	2	3	Western Ky.	6	Cincinnati	4
Fewest Penalties (131 ranked)	5	3	48	Navy	38	Navy	38
Fewest Penalties Per Game (131 ranked)	5	3	4.00	Navy	3.45	Navy	3.45
Fewest Penalty Yards (131 ranked)	9	3	424	Navy	311	Navy	311
Fewest Penalty Yards Per Game (131 ranked)	9	4	35.33	Navy	28.27	Navy	28.27
First Downs Defense (128 ranked)	51	3	237	James Madison	152	Navy	177
First Downs Offense (131 ranked)	44	6	268	UTSA Utah	342 342	UCF	321
Fumbles Lost (131 ranked)	51	3	7	5 teams tied	2	East Carolina	2
Fumbles Recovered (131 ranked)	87	8	6	Duke Florida	15 15	UCF	12
Kickoff Return Defense (131 ranked)	122	10	24.22	Missouri	13.64	Navy	14.25
Kickoff Returns (131 ranked)	12	1	23.11	Mississippi St.	27.83	Memphis	23.11
Net Punting (131 ranked)	41	5	39.76	Michigan St.	45.53	Cincinnati	44.69
Passes Had Intercepted (130 ranked)	43	4	8	Air Force	2	East Carolina Tulane	5 5
Passes Intercepted (131 ranked)	20	1	13	Illinois	22	Memphis	13
Passing Offense (131 ranked)	22	4	278.8	Washington	376.7	SMU	324.9
Passing Yards Allowed (131 ranked)	98	7	250.2	Texas A&M	156.2	Cincinnati	186.4
Passing Yards per Completion (131 ranked)	57	6	12.39	Army West Point	22.30	Navy	18.92
Punt Return Defense (131 ranked)	124	11	14.77	Rutgers	-1.38	Tulane	1.14
Punt Returns (131 ranked)	32	3	9.88	Duke Fresno St.	19.92 19.92	Houston	14.09
Red Zone Defense (131 ranked)	64	5	0.833	Georgia	0.607	UCF	0.685
Red Zone Offense (131 ranked)	29	4	0.881	Georgia	0.972	SMU	0.914
Rushing Defense (131 ranked)	26	3	121.8	Georgia	77.0	Navy	85.6
Rushing Offense (131 ranked)	81	8	141.9	Air Force	330.9	Navy	239.5
Sacks Allowed (131 ranked)	92	10	2.67	Oregon	0.33	Temple	0.83
Scoring Defense (131 ranked)	75	6	27.3	Illinois	12.2	Cincinnati	20.3
Scoring Offense (131 ranked)	22	4	35.1	Tennessee	47.3	SMU	38.4
Tackles for Loss Allowed (131 ranked)	83	10	6.08	Washington	2.58	Cincinnati	4.50
Team Passing Efficiency (131 ranked)	48	7	141.41	Tennessee	181.60	Tulane	158.99
Team Passing Efficiency Defense (131 ranked)	78	4	133.58	Illinois	89.77	Cincinnati	113.62
Team Sacks (131 ranked)	117	9	1.42	Pittsburgh	3.75	Temple	3.17
Team Tackles for Loss (131 ranked)	110	10	4.7	Liberty	9.1	Houston	7.4
Time of Possession (131 ranked)	61	5	30:08	Air Force	36:16	Navy	34:50
Total Defense (131 ranked)	63	4	371.9	Air Force	256.4	Cincinnati	328.5
Total Offense (131 ranked)	42	6	420.7	Tennessee	538.1	UCF	480.6
Turnover Margin (131 ranked)	38	4	0.33	Southern California	1.69	East Carolina	0.83
Turnovers Gained (131 ranked)	45	2	19	Illinois Western Ky.	30 30	Tulane	20
Turnovers Lost (131 ranked)	36	3	15	San Jose St. Southern California	6 6	East Carolina	7
Winning Percentage (128 ranked)	65	7	0.500	Georgia Michigan	1.000 1.000	Tulane	0.846

*MEMPHIS IN THE NCAA RANKINGS*

Statistic	Player	National Rank	Conference Rank	Value	National Leader	Value	Conference Leader	Value
All Purpose (200 ranked)					Zach Charbonnet, UCLA	168.00	Brian Battie, South Fla.	161.33
Blocked Kicks (5 ranked)					4 players tied	3	De'Von Fox, Temple	3
Combined Kick Returns (198 ranked)	Gabriel Rogers Eddie Lewis Davion Ross	74 101 174	6 9 18	311 247 142	Johnnie Lang, Arkansas St.	973	Brian Battie, South Fla.	659
Completion Percentage (112 ranked)	Seth Henigan	45	5	0.637	Clay Millen, Colorado St.	0.722	Clayton Tune, Houston	0.674
Completions Per Game (100 ranked)	Seth Henigan	26	5	22.08	Will Rogers, Mississippi St.	32.17	Clayton Tune, Houston	26.33
Field Goal Percentage (112 ranked)	Chris Howard	22	2	0.870	Joshua Karty, Stanford	1.000	Colton Boomer, UCF	0.933
Field Goals Per Game (138 ranked)	Chris Howard	9	1	1.67	Christopher Dunn, NC State Jake Moody, Michigan	2.00 2.00	Chris Howard, Memphis	1.67
Forced Fumbles (11 ranked)					6 players tied	0.33	D'Anthony Jones, Houston	0.33
Fumbles Recovered (22 ranked)	Xavier Cullens	2	1	4	Jackson Mitchell, UConn	5	Xavier Cullens, Memphis	4
Interceptions Per Game (126 ranked)	Quindell Johnson Xavier Cullens	20 53	1 2	0.4 0.2	Marcus Fuqua, Buffalo	0.6	Quindell Johnson, Memphis	0.4
Kickoff Return TDs (2 ranked)					Jaylin Lucas, Indiana	2	4 players tied	1
Kickoff Returns (58 ranked)					Lideatrick Griffin, Mississippi St.	32.3	Lawrence Keys III, Tulane	28.1
Passes Defended (27 ranked)					Quinyon Mitchell, Toledo	1.9	Tyon Davis, Tulsa	1.2
Passing Efficiency (112 ranked)	Seth Henigan	51	7	141.1	C.J. Stroud, Ohio St.	176.2	Michael Pratt, Tulane	159.7
Passing TDs (161 ranked)	Seth Henigan	46	6	19	C.J. Stroud, Ohio St. Clayton Tune, Houston Caleb Williams, Southern California	37 37 37	Clayton Tune, Houston	37
Passing Yards (130 ranked)	Seth Henigan	19	4	3,275	Michael Penix Jr., Washington	4,354	Clayton Tune, Houston	3,845
Passing Yards Per Game (130 ranked)	Seth Henigan	20	5	272.9	Michael Penix Jr., Washington	362.8	Clayton Tune, Houston	320.4
Passing Yards per Completion (112 ranked)	Seth Henigan	51	5	12.36	Austin Aune, North Texas	15.39	Davis Brin, Tulsa	14.45
Points Responsible For (199 ranked)	Seth Henigan Chris Howard	49 93	6 10	142 105	Caleb Williams, Southern California	282	Clayton Tune, Houston	258
Points Responsible For Per Game (200 ranked)	Seth Henigan Chris Howard	53 101	7 11	11.8 8.8	Caleb Williams, Southern California	21.7	Clayton Tune, Houston	21.5
Punt Return TDs (6 ranked)	Eddie Lewis	6	2	1	5 players tied	2	Quadric Bullard, UCF	2
Punt Returns (45 ranked)	Eddie Lewis	14	2	9.9	Anthony Gould, Oregon St.	18.3	Jha'Quan Jackson, Tulane	10.1
Punting (87 ranked)	Joe Doyle	5	2	46.7	Bryce Baringer, Michigan St.	49.0	Mason Fletcher, Cincinnati	46.7
Receiving TDs (170 ranked)	Caden Prieskorn Eddie Lewis Joe Scates	74 113 170	11 14 19	6 5 4	Nathaniel Dell, Houston Jalin Hyatt, Tennessee	15 15	Nathaniel Dell, Houston	15
Receiving Yards (200 ranked)	Caden Prieskorn Javon Ivory Eddie Lewis	148 156 194	14 15 21	593 586 520	Charlie Jones, Purdue	1,361	Rashee Rice, SMU	1,355
Receiving Yards Per Game (200 ranked)	Caden Prieskorn Javon Ivory	167 173	18 19	49.4 48.8	Rashee Rice, SMU	112.9	Rashee Rice, SMU	112.9
Receptions Per Game (200 ranked)	Javon Ivory Caden Prieskorn	152 152	14 14	3.8 3.8	Xavier Hutchinson, Iowa St.	8.9	Nathaniel Dell, Houston	8.6
Rush Yards Per Carry (151 ranked)	Seth Henigan	149	9	2.32	Donovan Edwards, Michigan	7.45	Keaton Mitchell, East Carolina	7.40
Rushing TDs (172 ranked)	Brandon Thomas Asa Martin Jevyon Ducker	55 96 172	6 9 14	9 7 5	Israel Abanikanda, Pittsburgh	20	Tyjae Spears, Tulane	15
Rushing Yards (200 ranked)	Jevyon Ducker	195	14	461	DeWayne McBride, UAB	1,713	Tyjae Spears, Tulane	1,376
Rushing Yards Per Game (200 ranked)					DeWayne McBride, UAB	155.7	Keaton Mitchell, East Carolina	120.5
Sacks (150 ranked)					Jose Ramirez, Eastern Mich.	1.09	John Marshall, Navy	0.95
Scoring (199 ranked)	Chris Howard Brandon Thomas	16 121	1 10	8.8 6.0	Israel Abanikanda, Pittsburgh	11.6	Chris Howard, Memphis	8.8
Solo Tackles (25 ranked)					Shaun Dolac, Buffalo	7.5	Dwayne Boyles, South Fla.	5.8
Tackles For Loss (20 ranked)					Durrell Johnson, Liberty	1.9	John Marshall, Navy	1.7
Total Interceptions (38 ranked)	Quindell Johnson Xavier Cullens	17 38	1 2	4 3	Marcus Fuqua, Buffalo	7	Quindell Johnson, Memphis	4
Total Offense (200 ranked)	Seth Henigan	16	3	299.0	Michael Penix Jr., Washington	370.0	Clayton Tune, Houston	361.2
Total Points Scored (137 ranked)	Chris Howard	17	1	105	Jake Moody, Michigan	136	Chris Howard, Memphis	105
Total Tackles (500 ranked)	Xavier Cullens Quindell Johnson Geoffrey Cantin-Arku Tyler Murray Jaylon Allen	39 168 310 401 483	5 16 26 32 38	8.7 6.6 5.5 5.0 4.7	Jason Henderson, Old Dominion	15.5	Ivan Pace Jr., Cincinnati	10.0
Total Touchdowns (122 ranked)	Brandon Thomas Asa Martin	83 122	8 12	9 8	Israel Abanikanda, Pittsburgh	21	Tyjae Spears, Tulane	17
Yards per Pass Attempt (112 ranked)	Seth Henigan	46	6	7.87	Hendon Hooker, Tennessee	9.53	Michael Pratt, Tulane	8.64
Yards per Reception (200 ranked)	Eddie Lewis	129	13	14.44	Lavel Davis Jr., Virginia	23.19	Shae Wyatt, Tulane	19.77





**2022-23 Memphis Football**  
**Game Results**  
**All games**

Page 1/1  
as of Dec 03, 2022

**Team Results**

	Date	Opponent		Score	Overall	Conf	Time	Attend
	09/03/2022	at Mississippi St.	L	23-49	0-1	0-0	5:35	54360
*	09/10/2022	at Navy	W	37-13	1-1	1-0	3:12	30082
	09/17/2022	Arkansas St.	W	44-32	2-1	1-0	3:14	32620
	09/24/2022	North Texas	W	44-34	3-1	1-0	3:34	23203
*	10/01/2022	Temple	W	24-3	4-1	2-0	3:10	23239
*	10/07/2022	Houston	L	32-33	4-2	2-1	3:41	28127
*	10/15/2022	at East Carolina	Lot4	45-47	4-3	2-2	3:49	38059
*	10/22/2022	at Tulane	L	28-38	4-4	2-3	3:26	30100
*	11/05/2022	UCF	L	28-35	4-5	2-4	3:39	28048
*	11/10/2022	Tulsa	W	26-10	5-5	3-4	3:40	23980
	11/19/2022	North Ala.	W	59-0	6-5	3-4	3:07	24154
*	11/26/2022	at SMU	L	31-34	6-6	3-5	3:27	15759



2022-23 Memphis Football  
Overall Team Statistics  
All games

Page 1/2  
as of Dec 03, 2022

Team Statistics

	MEM	OPP
<b>Scoring</b>	<b>421</b>	<b>328</b>
Points per game	35.1	27.3
Points Off Turnovers	84	44
<b>First Downs</b>	<b>268</b>	<b>237</b>
Rushing	105	87
Passing	142	133
Penalty	21	17
<b>Rushing Yardage</b>	<b>1703</b>	<b>1461</b>
Yards gained rushing	2000	1666
Yards lost rushing	297	205
Rushing attempts	446	414
Average per rush	3.8	3.5
Average per game	141.9	121.8
TDs Rushing	28	17
<b>Passing Yardage</b>	<b>3345</b>	<b>3002</b>
Comp-Att-Int	270-425-8	267-426-13
Average per pass	7.9	7.0
Average per catch	12.4	11.2
Average per game	278.8	250.2
TDs Passing	20	23
<b>Total offense</b>	<b>5048</b>	<b>4463</b>
Total plays	871	840
Average per play	5.8	5.3
Average per game	420.7	371.9
<b>Kick returns: #-Yards</b>	<b>28-647</b>	<b>32-775</b>
<b>Punt returns: #-Yards</b>	<b>25-247</b>	<b>13-192</b>
<b>Int returns: #-Yards</b>	<b>13-257</b>	<b>8-99</b>
<b>Kick return average</b>	<b>23.1</b>	<b>24.2</b>
<b>Punt return average</b>	<b>9.9</b>	<b>14.8</b>
<b>Int return average</b>	<b>19.8</b>	<b>12.4</b>
<b>Fumbles-Lost</b>	<b>14-7</b>	<b>12-6</b>
<b>Penalties-Yards</b>	<b>48-424</b>	<b>61-548</b>
Average per game	35.3	45.7
<b>Punts-Yards</b>	<b>45-2101</b>	<b>59-2467</b>
Average per punt	46.7	41.8
Net punt average	40.0	37.3
<b>Kickoffs-Yards</b>	<b>76-4652</b>	<b>58-3537</b>
Average per kick	61.2	61.0
Net kick average	37.6	38.1
<b>Time of possession / game</b>	<b>30:08</b>	<b>29:17</b>
<b>3rd-down conversion</b>	<b>82/180</b>	<b>74/178</b>
3rd-down pct	46%	42%
<b>4rd-down conversion</b>	<b>13/24</b>	<b>11/24</b>



2022-23 Memphis Football  
Overall Team Statistics  
All games

Page 2/2  
as of Dec 03, 2022

	MEM	OPP
4rd-down pct	54%	46%
<b>Sacks by-Yards</b>	<b>17-103</b>	<b>32-197</b>
<b>Misc Yards</b>	<b>0</b>	<b>0</b>
<b>Touchdowns scored</b>	<b>52</b>	<b>43</b>
<b>Field goals - attempts</b>	<b>20-23</b>	<b>9-11</b>
<b>On-Side kicks</b>	<b>0-1</b>	<b>0-1</b>
<b>Red-zone scores</b>	<b>(52-59) 88%</b>	<b>(35-42) 83%</b>
<b>Red-zone touchdowns</b>	<b>(38-59) 64%</b>	<b>(28-42) 67%</b>
<b>PAT-attempts</b>	<b>(45-47) 96%</b>	<b>(37-37) 100%</b>
<b>2-point conversion-attempts</b>	<b>(2-7) 29%</b>	<b>(3-8) 38%</b>
<b>Attendance</b>	<b>183371</b>	<b>168360</b>
Games / Avg per game	7/26196	5/33672
Neutral site games	-	0/0

Score by Periods

Team	1st	2nd	3rd	4th	OT	TOT
Memphis	82	98	81	145	15	421
Opponents	69	92	31	119	17	328





# 2022-23 Memphis Football Individual Statistics All games

Page 1/3  
as of Dec 03, 2022

## Rushing

Player	gp	att	gain	loss	net	avg	td	lg	avg/g
Jevyon Ducker	12	97	473	12	461	4.8	5	50	38.4
Asa Martin	11	75	409	17	392	5.2	7	45	35.6
Seth Henigan	12	135	512	199	313	2.3	4	30	26.1
Brandon Thomas	9	76	280	10	270	3.6	9	18	30.0
Sutton Smith	9	23	121	6	115	5.0	2	15	12.8
An'Darius Coffey	11	15	86	3	83	5.5	0	16	7.5
Ryan Glover	4	10	71	19	52	5.2	0	28	13.0
Gabriel Rogers	12	7	37	5	32	4.6	1	15	2.7
Eddie Lewis	12	2	11	1	10	5.0	0	11	0.8
Team	12	6	0	25	-25	-4.2	0	0	-2.1
<b>Total</b>	<b>12</b>	<b>446</b>	<b>2000</b>	<b>297</b>	<b>1703</b>	<b>3.8</b>	<b>28</b>	<b>50</b>	<b>141.9</b>
<b>Opponents</b>	<b>12</b>	<b>414</b>	<b>1666</b>	<b>205</b>	<b>1461</b>	<b>3.5</b>	<b>17</b>	<b>61</b>	<b>121.8</b>

## Passing

Player	gp	effic	comp-att-int	pct	yds	td	lg	avg/g
Seth Henigan	12	141.1	265-416-8	63.7	3275	19	79	272.9
Ryan Glover	4	128.7	4-5-0	80.0	29	0	18	7.3
Gabriel Rogers	12	258.1	1-3-0	33.3	41	1	41	3.4
Team	12	0.0	0-1-0	0.0	0	0	0	0.0
<b>Total</b>	<b>12</b>	<b>141.4</b>	<b>270-425-8</b>	<b>63.5</b>	<b>3345</b>	<b>20</b>	<b>79</b>	<b>278.8</b>
<b>Opponents</b>	<b>12</b>	<b>133.6</b>	<b>267-426-13</b>	<b>62.7</b>	<b>3002</b>	<b>23</b>	<b>78</b>	<b>250.2</b>

## Receiving

Player	gp	no.	yds	avg	td	lg	avg/g
Caden Prieskorn	12	46	593	12.9	6	48	49.4
Javon Ivory	12	46	586	12.7	2	68	48.8
Gabriel Rogers	12	36	431	12.0	0	56	35.9
Eddie Lewis	12	36	520	14.4	5	55	43.3
Asa Martin	11	35	302	8.6	1	43	27.5
Joe Scates	10	17	370	21.8	4	79	37.0
Roc Taylor	10	16	177	11.1	1	30	17.7
Koby Drake	9	12	147	12.3	1	41	16.3
Jevyon Ducker	12	11	88	8.0	0	37	7.3
Sutton Smith	9	4	58	14.5	0	24	6.4
Brandon Thomas	9	3	19	6.3	0	9	2.1
John Hassell	11	3	14	4.7	0	8	1.3
Cameron Wright	8	3	30	10.0	0	20	3.8
Marcayll Jones	3	2	10	5.0	0	7	3.3
<b>Total</b>	<b>12</b>	<b>270</b>	<b>3345</b>	<b>12.4</b>	<b>20</b>	<b>79</b>	<b>278.8</b>
<b>Opponents</b>	<b>12</b>	<b>267</b>	<b>3002</b>	<b>11.2</b>	<b>23</b>	<b>78</b>	<b>250.2</b>

## Punt Returns

Player	no.	yds	avg	td	lg
Eddie Lewis	25	247	9.9	1	60
<b>Total</b>	<b>25</b>	<b>247</b>	<b>9.9</b>	<b>1</b>	<b>60</b>
<b>Opponents</b>	<b>13</b>	<b>192</b>	<b>14.8</b>	<b>1</b>	<b>90</b>

## Interceptions

Player	no.	yds	avg	td	lg
Quindell Johnson	4	19	4.8	0	15
Xavier Cullens	3	113	37.7	2	54
Tyler Murray	2	0	0.0	0	0
Davion Ross	1	0	0.0	0	0
Jaylon Allen	1	39	39.0	1	39
Sylvonta Oliver	1	71	71.0	0	71
Cincir Evans	1	15	15.0	0	15
<b>Total</b>	<b>13</b>	<b>257</b>	<b>19.8</b>	<b>3</b>	<b>71</b>
<b>Opponents</b>	<b>8</b>	<b>99</b>	<b>12.4</b>	<b>1</b>	<b>47</b>

## Kick Returns

Player	no.	yds	avg	td	lg
Gabriel Rogers	14	311	22.2	0	33
Davion Ross	5	142	28.4	0	36
Julian Barnett	3	73	24.3	0	26
Sutton Smith	3	50	16.7	0	22
Asa Martin	2	28	14.0	0	28
Jevyon Ducker	1	43	43.0	0	43
<b>Total</b>	<b>28</b>	<b>647</b>	<b>23.1</b>	<b>0</b>	<b>43</b>
<b>Opponents</b>	<b>32</b>	<b>775</b>	<b>24.2</b>	<b>1</b>	<b>100</b>

## Fumble Returns

Player	no.	yds	avg	td	lg
Quindell Johnson	1	5	5.0	0	5
Xavier Cullens	4	0	0.0	0	0
Jaylon Allen	1	0	0.0	0	0
<b>Total</b>	<b>6</b>	<b>5</b>	<b>0.8</b>	<b>0</b>	<b>5</b>
<b>Opponents</b>	<b>7</b>	<b>0</b>	<b>0.0</b>	<b>0</b>	<b>0</b>



# 2022-23 Memphis Football Individual Statistics All games

Page 2/3  
as of Dec 03, 2022

## Scoring

Player	td	fg	PAT						pts
			kick	rush	rcv	pass	dxp	saf	
Chris Howard	-	20-23	45-47	-	-	-	-	-	105
Brandon Thomas	9	-	-	-	-	-	-	-	54
Asa Martin	8	-	-	-	-	-	-	-	48
Caden Prieskorn	6	-	-	-	-	-	-	-	36
Eddie Lewis	6	-	-	-	-	-	-	-	36
Jevyon Ducker	5	-	-	-	-	-	-	-	30
Joe Scates	4	-	-	-	1	-	-	-	26
Seth Henigan	4	-	-	-	-	2	-	-	24
Xavier Cullens	2	-	-	-	-	-	-	-	12
Javon Ivory	2	-	-	-	-	-	-	-	12
Sutton Smith	2	-	-	-	-	-	-	-	12
Gabriel Rogers	1	-	-	-	1	-	-	-	8
Jaylon Allen	1	-	-	-	-	-	-	-	6
Koby Drake	1	-	-	-	-	-	-	-	6
Roc Taylor	1	-	-	-	-	-	-	-	6
<b>Total</b>	<b>52</b>	<b>20-23</b>	<b>45-47</b>	<b>0</b>	<b>2</b>	<b>2</b>	<b>0</b>	<b>0</b>	<b>421</b>
<b>Opponents</b>	<b>43</b>	<b>9-11</b>	<b>37-37</b>	<b>0</b>	<b>3</b>	<b>3</b>	<b>0</b>	<b>0</b>	<b>328</b>

## Total Offense

Player	g	plays	rush	pass	total	avg/g
Seth Henigan	12	551	313	3275	3588	299.0
Jevyon Ducker	12	97	461	0	461	38.4
Asa Martin	11	75	392	0	392	35.6
Brandon Thomas	9	76	270	0	270	30.0
Sutton Smith	9	23	115	0	115	12.8
An'Darius Coffey	11	15	83	0	83	7.5
Ryan Glover	4	15	52	29	81	20.3
Gabriel Rogers	12	10	32	41	73	6.1
Eddie Lewis	12	2	10	0	10	0.8
Team	12	0	-25	0	-25	-2.1
<b>Total</b>	<b>12</b>	<b>871</b>	<b>1703</b>	<b>3345</b>	<b>5048</b>	<b>420.7</b>
<b>Opponents</b>	<b>12</b>	<b>840</b>	<b>1461</b>	<b>3002</b>	<b>4463</b>	<b>371.9</b>

## Punting

Player	no.	yds	avg	lg	tb	fc	i20	50+	blk
Joe Doyle	45	2101	46.7	64	6	22	15	17	0
<b>Total</b>	<b>45</b>	<b>2101</b>	<b>46.7</b>	<b>64</b>	<b>6</b>	<b>22</b>	<b>15</b>	<b>17</b>	<b>0</b>
<b>Opponents</b>	<b>59</b>	<b>2467</b>	<b>41.8</b>	<b>61</b>	<b>1</b>	<b>18</b>	<b>16</b>	<b>9</b>	<b>0</b>

## Field Goals

Player	fg	pct.	01-19	20-29	30-39	40-49	50-99	lg	blk
Chris Howard	20-23	87.0	0-0	5-6	8-8	7-8	0-1	49	0
<b>Opponents</b>	<b>9-11</b>	<b>81.8</b>	<b>0-0</b>	<b>6-7</b>	<b>1-1</b>	<b>2-2</b>	<b>0-1</b>	<b>47</b>	<b>0</b>

## Kickoffs

Player	no.	yds	avg	tb	ob	retn	net	ydl
Noah Grant	41	2473	60.3	15	3			
Tanner Gillis	35	2179	62.3	16	2			
<b>Total</b>	<b>76</b>	<b>4652</b>	<b>61.2</b>	<b>31</b>	<b>5</b>	<b>33</b>	<b>37.6</b>	<b>27</b>
<b>Opponents</b>	<b>58</b>	<b>3537</b>	<b>61.0</b>	<b>24</b>	<b>3</b>	<b>28</b>	<b>38.1</b>	<b>26</b>

## FG Sequence

Team Name	Memphis	Opponents
Mississippi St.	(42)	
Navy	(37),(38),(22)	
Arkansas St.	(47)	(46)
North Texas	(36)	(25),(36)
Temple	(30)	(47)
Houston	(36),(28),(26),(39)	21
East Carolina	(40),(23),(46)	(22)
UCF	26,54	64
Tulsa	(49),(31),(44),(32)	(24)
North Ala.	(26)	
SMU	43,(42)	(27),(23)
Tulane		(25)

Numbers in (parentheses) indicate field goal was made



2022-23 Memphis Football  
Individual Statistics  
All games

Page 3/3  
as of Dec 03, 2022

All Purpose

Player	g	rush	rcv	pr	kr	ir	total	avg/g
Eddie Lewis	12	10	520	247	0	0	777	64.8
Gabriel Rogers	12	32	431	0	311	0	774	64.5
Asa Martin	11	392	302	0	28	0	722	65.6
Caden Prieskorn	12	0	593	0	0	0	593	49.4
Jevyon Ducker	12	461	88	0	43	0	592	49.3
Javon Ivory	12	0	586	0	0	0	586	48.8
Joe Scates	10	0	370	0	0	0	370	37.0
Seth Henigan	12	313	0	0	0	0	313	26.1
Brandon Thomas	9	270	19	0	0	0	289	32.1
Sutton Smith	9	115	58	0	50	0	223	24.8
Roc Taylor	10	0	177	0	0	0	177	17.7
Koby Drake	9	0	147	0	0	0	147	16.3
Davion Ross	11	0	0	0	142	0	142	12.9
Xavier Cullens	12	0	0	0	0	113	113	9.4
An'Darius Coffey	11	83	0	0	0	0	83	7.5
Julian Barnett	4	0	0	0	73	0	73	18.3
Sylvonta Oliver	12	0	0	0	0	71	71	5.9
Ryan Glover	4	52	0	0	0	0	52	13.0
Jaylon Allen	12	0	0	0	0	39	39	3.3
Cameron Wright	8	0	30	0	0	0	30	3.8
Quindell Johnson	11	0	0	0	0	19	19	1.7
Cincir Evans	12	0	0	0	0	15	15	1.3
John Hassell	11	0	14	0	0	0	14	1.3
Marcayll Jones	3	0	10	0	0	0	10	3.3
Team	12	-25	0	0	0	0	-25	-2.1
<b>Total</b>	<b>12</b>	<b>1703</b>	<b>3345</b>	<b>247</b>	<b>647</b>	<b>257</b>	<b>6199</b>	<b>516.6</b>
<b>Opponents</b>	<b>12</b>	<b>1461</b>	<b>3002</b>	<b>192</b>	<b>775</b>	<b>99</b>	<b>5529</b>	<b>460.8</b>





**2022-23 Memphis Football**  
**Overall Defense Statistics**  
**All games**

Page 1/2  
as of Dec 03, 2022

**Team Defense**

##	Player	gp	Tackles				Sacks	Pass defense			Fumbles		blkd	
			ua	a	tot	tfl/yds		int-yds	brup	qbh	fr-yds	ff	kick	saf
8	Xavier Cullens	12	55	49	104	7.5-26	2-15	3-113	2	1	4-0	1	.	.
15	Quindell Johnson	11	51	22	73	5-9	.	4-19	4	.	1-5	2	.	.
9	Geoffrey Cantin-Arku	12	36	30	66	3-7	1.5-4	.	2	2	.	.	.	.
5	Tyler Murray	12	34	26	60	5-10	.	2-0	2	3	.	.	.	.
22	Jaylon Allen	12	27	29	56	9-38	4-30	1-39	1	6	1-0	.	.	.
12	Cormontae Hamilton	12	20	22	42	6-29	4.5-23	.	2	7	.	1	.	.
11	Sylvonta Oliver	12	36	6	42	.	.	1-71	4	.	.	.	.	.
10	Cam'Ron Jackson	12	18	22	40	1.5-2	.	.	1	4	.	.	.	.
1	Davion Ross	11	29	11	40	2.5-5	.	1-0	6	1	.	1	.	.
24	Greg Rubin	11	26	12	38	2.5-7	.	.	4	3	.	.	.	.
3	Cincir Evans	12	14	19	33	2-3	.	1-15	3	2	.	.	.	.
23	Ladarian Paulk	8	21	6	27	1-2	.	.	1	.	.	.	.	.
19	Josh Hastings	8	17	10	27	.	.	.	3	.	.	.	.	.
94	William Whitlow Jr.	11	13	13	26	3.5-17	2-15	.	.	1	.	.	.	.
97	Wardalis Ducksworth	12	11	10	21	3-10	2-9	.	.	5	.	.	.	.
14	Davian Mayo	12	7	13	20	.	.	.	.	2	.	.	.	.
29	Cameron Smith	10	12	5	17	.	.	.	1	.	.	.	.	.
0	Zy Brockington	7	3	7	10	2-2	.	.	.	1	.	.	.	.
93	Meonta Kimbrough	12	5	4	9	0.5-1	.	.	.	1	.	.	.	.
41	Joel Williams	8	8	1	9	1-7	1-7	.	1	.	.	1	.	.
2	Julian Barnett	4	4	2	6	.	.	.	.	.	.	.	.	.
30	Rodney Owens	11	2	4	6	.	.	.	.	.	.	.	.	.
33	Andrew Jones	10	4	.	4	1-8	.	.	.	.	.	1	.	.
7	Warren Peeples	6	4	.	4	.	.	.	.	.	.	.	.	.
44	Bryce Edmondson	4	2	1	3	.	.	.	.	.	.	.	.	.
92	James Stewart	10	2	1	3	.	.	.	.	.	.	.	.	.
28	Asa Martin	11	1	1	2	.	.	.	.	.	.	.	.	.
31	Joe Norwood	12	2	.	2	.	.	.	.	.	.	.	.	.
40	Drew Martin	6	.	2	2	.	.	.	.	.	.	.	.	.
42	Colby Cox	12	1	1	2	.	.	.	.	.	.	.	.	.
46	Tanner Gillis	7	2	.	2	.	.	.	.	.	.	.	.	.
58	Braunson White	7	1	.	1	.	.	.	.	.	.	.	.	.
86	Caden Prieskorn	12	1	.	1	.	.	.	.	.	.	.	.	.
66	Hank Pearson	4	1	.	1	.	.	.	.	1	.	.	.	.
9	Gabriel Rogers	12	1	.	1	.	.	.	.	.	.	.	.	.
8	Jevyon Ducker	12	1	.	1	.	.	.	.	.	.	.	.	.
39	Harold Nash III	5	.	1	1	.	.	.	.	.	.	.	.	.
25	Jared Nedd	7	1	.	1	.	.	.	.	.	.	.	.	.
10	An'Darius Coffey	11	1	.	1	.	.	.	.	.	.	.	.	.
47	Noah Grant	8	1	.	1	.	.	.	.	.	.	.	.	.
95	James Quinnelly	2	1	.	1	.	.	.	.	.	.	.	.	.



2022-23 Memphis Football  
Overall Defense Statistics  
All games

Page 2/2  
as of Dec 03, 2022

			Tackles				Sacks	Pass defense			Fumbles		blkd	
##	Player	gp	ua	a	tot	tfl/yds	no-yds	int-yds	brup	qbh	fr-yds	ff	kick	saf
	Totals	12	476	330	806	56-183	17-103	13-257	37	40	6-5	7	0	0
	Opponents	12	469	394	863	73-280	32-197	8-99	47	23	7-0	10	1	0



**2022-23 Memphis Football  
Team Game-by-Game  
All games**

Page 1/1  
as of Dec 03, 2022

Date	Opponent	Rushing				Receiving				Passing				Kick Returns				Punt Returns				tot off
		no.	yds	td	lg	no.	yds	td	lg	cmp-att-int	yds	td	lg	no.	yds	td	lg	no.	yds	td	lg	
09/03/2022	at Mississippi St.	21	129	2	50	19	165	1	43	19-30-0	165	1	43	6	117	0	29	1	19	0	19	294
09/10/2022	at Navy	32	91	2	45	24	415	2	79	24-35-0	415	2	79	3	73	0	26	2	6	0	6	506
09/17/2022	Arkansas St.	45	187	3	39	19	360	3	56	19-28-0	360	3	56	2	38	0	20	3	10	0	9	547
09/24/2022	North Texas	44	191	2	30	19	141	2	18	19-29-1	141	2	18	3	81	0	43	2	16	0	16	332
10/01/2022	Temple	44	136	2	32	24	195	1	23	24-45-0	195	1	23	2	42	0	24	2	11	0	9	331
10/07/2022	Houston	41	156	1	37	22	282	2	41	22-34-0	282	2	41	1	33	0	33	2	7	0	5	438
10/15/2022	at East Carolina	35	84	3	14	26	395	2	48	26-36-2	395	2	48	2	43	0	25	0	0	0	0	479
10/22/2022	at Tulane	33	103	1	9	26	312	3	55	26-41-2	312	3	55	3	50	0	22	1	0	0	0	415
11/05/2022	UCF	36	149	3	26	26	284	1	29	26-39-2	284	1	29	1	36	0	36	2	27	0	21	433
11/10/2022	Tulsa	39	79	1	15	20	262	1	68	20-34-0	262	1	68	1	27	0	27	7	80	0	25	341
11/19/2022	North Ala.	43	246	5	16	18	247	1	38	18-29-0	247	1	38	1	31	0	31	3	71	1	60	493
11/26/2022	at SMU	33	152	3	39	27	287	1	36	27-45-1	287	1	36	3	76	0	33	0	0	0	0	439
<b>Memphis</b>		<b>446</b>	<b>1703</b>	<b>28</b>	<b>50</b>	<b>270</b>	<b>3345</b>	<b>20</b>	<b>79</b>	<b>270-425-8</b>	<b>3345</b>	<b>20</b>	<b>79</b>	<b>28</b>	<b>647</b>	<b>0</b>	<b>43</b>	<b>25</b>	<b>247</b>	<b>1</b>	<b>60</b>	<b>5048</b>
<b>Opponents</b>		<b>414</b>	<b>1461</b>	<b>17</b>	<b>61</b>	<b>267</b>	<b>3002</b>	<b>23</b>	<b>78</b>	<b>267-426-13</b>	<b>3002</b>	<b>23</b>	<b>78</b>	<b>32</b>	<b>775</b>	<b>1</b>	<b>100</b>	<b>13</b>	<b>192</b>	<b>1</b>	<b>90</b>	<b>4463</b>

**Memphis Averages**

Games	Avg/ rush	Avg/ catch	Pass effic	KR avg	PR avg	All purpose avg/game	Total offense avg/game
12	3.8	12.4	141.4	23.1	9.9	516.6	420.7

Date	Opponent	Tackles			Sacks no-yds	Fumble		Pass Defense			blkd kick	PAT attempts			off		
		ua	a total	tfl-yds		ff	fr-yds	int-yds	qbh	brup		kick	rush	rcv	saf	t/o	pts
09/03/2022	at Mississippi St.	40	52	92	3.0-17	1	1-5	1-0	1	2	0	2-2	0	0	0	9	23
09/10/2022	at Navy	41	40	81	6.0-6	2	1-0	2-71	2	1	0	4-4	0	0	0	3	37
09/17/2022	Arkansas St.	38	32	70	3.0-13	1	1-0	0-0	5	2	0	5-5	0	0	0	7	44
09/24/2022	North Texas	40	22	62	6.0-21	2	1-0	2-76	6	7	0	5-6	0	0	0	21	44
10/01/2022	Temple	32	20	52	4.0-5	0	0-0	3-37	5	4	0	3-3	0	0	0	7	24
10/07/2022	Houston	44	18	62	7.0-15	0	0-0	1-4	5	7	0	2-2	0	0	0	7	32
10/15/2022	at East Carolina	53	26	79	7.0-24	1	0-0	0-0	1	1	0	4-4	0	1	0	6	45
10/22/2022	at Tulane	45	30	75	3.0-7	0	0-0	0-0	3	3	0	4-4	0	0	0	0	28
11/05/2022	UCF	42	34	76	5.0-33	0	0-0	1-0	0	0	0	4-4	0	0	0	0	28
11/10/2022	Tulsa	30	12	42	5.0-26	2	1-0	1-0	10	3	0	2-2	0	0	0	3	26
11/19/2022	North Ala.	22	26	48	3.0-7	1	1-0	2-69	2	5	0	8-8	0	0	0	21	59
11/26/2022	at SMU	49	18	67	4.0-9	0	0-0	0-0	0	2	0	2-3	0	1	0	0	31
<b>Memphis</b>		<b>476</b>	<b>330</b>	<b>806</b>	<b>56.0-183</b>	<b>7</b>	<b>6-5</b>	<b>13-257</b>	<b>40</b>	<b>37</b>	<b>0</b>	<b>45-47</b>	<b>0</b>	<b>2</b>	<b>0</b>	<b>84</b>	<b>421</b>
<b>Opponents</b>		<b>469</b>	<b>394</b>	<b>863</b>	<b>73.0-280</b>	<b>10</b>	<b>7-0</b>	<b>8-99</b>	<b>23</b>	<b>47</b>	<b>1</b>	<b>37-37</b>	<b>0</b>	<b>3</b>	<b>0</b>	<b>44</b>	<b>328</b>

Date	Opponent	Punting										Field Goals			Kickoffs			
		no.	yds	avg	long	blkd	tb	fc	50+	i20	md-att	long	blkd	no.	yds	avg	tb	ob
09/03/2022	at Mississippi St.	6	252	42.0	51	0	0	4	1	1	1-1	42	0	4	193	48.3	3	0
09/10/2022	at Navy	2	95	47.5	48	0	0	1	0	0	3-3	38	0	7	448	64.0	2	2
09/17/2022	Arkansas St.	2	114	57.0	64	0	2	0	2	0	1-1	47	0	8	481	60.1	1	1
09/24/2022	North Texas	8	400	50.0	62	0	0	3	4	3	1-1	36	0	8	487	60.9	3	0
10/01/2022	Temple	6	321	53.5	62	0	2	2	4	2	1-1	30	0	5	302	60.4	1	0
10/07/2022	Houston	3	129	43.0	51	0	0	2	1	1	4-4	39	0	8	498	62.3	5	0
10/15/2022	at East Carolina	1	38	38.0	38	0	0	1	0	1	3-3	46	0	7	432	61.7	2	0
10/22/2022	at Tulane	4	185	46.3	59	0	0	2	1	0	0-0	0	0	4	241	60.3	2	0
11/05/2022	UCF	2	95	47.5	52	0	0	0	1	0	0-2	0	0	5	311	62.2	3	0
11/10/2022	Tulsa	6	265	44.2	57	0	2	4	2	4	4-4	49	0	6	389	64.8	5	1
11/19/2022	North Ala.	2	75	37.5	40	0	0	2	0	2	1-1	26	0	10	625	62.5	3	0
11/26/2022	at SMU	3	132	44.0	52	0	0	1	1	1	1-2	42	0	4	245	61.3	1	1
<b>Memphis</b>		<b>45</b>	<b>2101</b>	<b>46.7</b>	<b>64</b>	<b>0</b>	<b>6</b>	<b>22</b>	<b>17</b>	<b>15</b>	<b>20-23</b>	<b>49</b>	<b>0</b>	<b>76</b>	<b>4652</b>	<b>61.2</b>	<b>31</b>	<b>5</b>
<b>Opponents</b>		<b>59</b>	<b>2467</b>	<b>41.8</b>	<b>61</b>	<b>0</b>	<b>1</b>	<b>18</b>	<b>9</b>	<b>16</b>	<b>9-11</b>	<b>47</b>	<b>0</b>	<b>58</b>	<b>3537</b>	<b>61.0</b>	<b>24</b>	<b>3</b>





# 2022-23 Memphis Football Opponents Game-by-Game All games

Page 1/1  
as of Dec 03, 2022

Date	Opponent	Rushing				Receiving				Passing				Kick Returns				Punt Returns				tot off
		no.	yds	td	lg	no.	yds	td	lg	cmp-att-int	yds	td	lg	no.	yds	td	lg	no.	yds	td	lg	
09/03/2022	at Mississippi St.	34	97	2	10	38	450	5	35	38-49-1	450	5	35	1	37	0	37	2	5	0	3	547
09/10/2022	at Navy	58	215	1	17	3	99	1	62	3-11-2	99	1	62	3	82	0	35	1	4	0	4	314
09/17/2022	Arkansas St.	32	95	2	29	25	275	2	51	25-34-0	275	2	51	6	147	0	35	0	0	0	0	370
09/24/2022	North Texas	30	102	1	21	27	371	3	41	27-50-2	371	3	41	5	118	0	40	2	6	0	6	473
10/01/2022	Temple	22	52	0	8	18	245	0	78	18-37-3	245	0	78	4	50	0	16	2	16	0	10	297
10/07/2022	Houston	23	97	1	34	36	366	3	37	36-58-1	366	3	37	3	146	1	100	1	2	0	2	463
10/15/2022	at East Carolina	42	169	4	20	26	304	1	35	26-35-0	304	1	35	4	85	0	30	0	0	0	0	473
10/22/2022	at Tulane	41	186	3	22	20	158	1	30	20-29-0	158	1	30	2	35	0	28	2	89	1	90	344
11/05/2022	UCF	42	204	1	61	23	223	4	24	23-29-1	223	4	24	2	29	0	16	2	21	0	11	427
11/10/2022	Tulsa	23	31	0	11	17	176	1	41	17-37-1	176	1	41	0	0	0	0	0	0	0	0	207
11/19/2022	North Ala.	30	100	0	14	6	24	0	9	6-19-2	24	0	9	1	22	0	22	0	0	0	0	124
11/26/2022	at SMU	37	113	2	23	28	311	2	40	28-38-0	311	2	40	1	24	0	24	1	49	0	49	424
<b>Opponents</b>		<b>414</b>	<b>1461</b>	<b>17</b>	<b>61</b>	<b>267</b>	<b>3002</b>	<b>23</b>	<b>78</b>	<b>267-426-13</b>	<b>3002</b>	<b>23</b>	<b>78</b>	<b>32</b>	<b>775</b>	<b>1</b>	<b>100</b>	<b>13</b>	<b>192</b>	<b>1</b>	<b>90</b>	<b>4463</b>
<b>Memphis</b>		<b>446</b>	<b>1703</b>	<b>28</b>	<b>50</b>	<b>270</b>	<b>3345</b>	<b>20</b>	<b>79</b>	<b>270-425-8</b>	<b>3345</b>	<b>20</b>	<b>79</b>	<b>28</b>	<b>647</b>	<b>0</b>	<b>43</b>	<b>25</b>	<b>247</b>	<b>1</b>	<b>60</b>	<b>5048</b>

## Opponents Averages

Games	Avg/ rush	Avg/ catch	Pass effic	KR avg	PR avg	All purpose avg/game	Total offense avg/game
12	3.5	11.2	133.6	24.2	14.8	460.8	371.9

Date	Opponent	Tackles				Sacks	Fumble		Pass Defense			blkd	PAT attempts			off		
		ua	a	total	tfl-yds	no-yds	ff	fr-yds	int-yds	qbh	brup	kick	kick	rush	rcv	saf	t/o	pts
09/03/2022	at Mississippi St.	27	34	61	4.0-8	1-2	1	1-0	0-0	1	4	0	7-7	0	0	0	0	49
09/10/2022	at Navy	36	42	78	6.0-28	4-24	1	0-0	0-0	2	1	0	1-1	0	0	0	0	13
09/17/2022	Arkansas St.	29	48	77	7.0-22	2-13	1	0-0	0-0	2	3	0	3-3	0	1	0	0	32
09/24/2022	North Texas	40	30	70	5.0-23	3-14	1	0-0	1-3	3	4	0	4-4	0	0	0	0	34
10/01/2022	Temple	48	34	82	9.0-44	5-37	1	1-0	0-0	4	9	0	0-0	0	0	0	0	3
10/07/2022	Houston	42	30	72	11.0-36	4-21	1	1-0	0-0	0	4	0	3-3	0	0	0	0	33
10/15/2022	at East Carolina	41	30	71	10.0-35	5-27	0	0-0	2-77	1	2	0	4-4	0	2	0	13	47
10/22/2022	at Tulane	44	22	66	3.0-12	2-10	1	2-0	2-7	3	5	0	5-5	0	0	0	14	38
11/05/2022	UCF	37	34	71	4.0-6	0-0	0	0-0	2-12	1	4	0	5-5	0	0	0	7	35
11/10/2022	Tulsa	46	30	76	6.0-30	3-24	3	2-0	0-0	4	5	0	1-1	0	0	0	10	10
11/19/2022	North Ala.	33	44	77	4.0-13	2-8	0	0-0	0-0	0	3	0	0-0	0	0	0	0	0
11/26/2022	at SMU	46	16	62	4.0-23	1-17	0	0-0	1-0	2	3	1	4-4	0	0	0	0	34
Opponents		469	394	863	73.0-280	32-197	10	7-0	8-99	23	47	1	37-37	0	3	0	44	328
Memphis		476	330	806	56.0-183	17-103	7	6-5	13-257	40	37	0	45-47	0	2	0	84	421

Date	Opponent	Punting										Field Goals			Kickoffs			
		no.	yds	avg	long	blkd	tb	fc	50+	i20	md-att	long	blkd	no.	yds	avg	tb	ob
09/03/2022	at Mississippi St.	2	85	42.5	53	0	0	1	1	1	0-0	0	0	8	483	60.4	1	0
09/10/2022	at Navy	3	132	44.0	44	0	0	1	0	1	0-0	0	0	3	183	61.0	0	0
09/17/2022	Arkansas St.	4	167	41.8	44	0	0	1	0	1	1-1	46	0	6	377	62.8	4	0
09/24/2022	North Texas	8	329	41.1	54	0	0	6	1	3	2-2	36	0	6	339	56.5	2	1
10/01/2022	Temple	8	347	43.4	55	0	0	1	1	3	1-1	47	0	2	118	59.0	0	0
10/07/2022	Houston	5	221	44.2	59	0	1	0	1	0	0-1	0	0	4	221	55.3	2	0
10/15/2022	at East Carolina	2	76	38.0	40	0	0	2	0	1	1-1	22	0	6	369	61.5	3	0
10/22/2022	at Tulane	4	149	37.3	52	0	0	2	1	2	1-1	25	0	7	445	63.6	4	0
11/05/2022	UCF	4	177	44.3	53	0	0	2	1	1	0-1	0	0	6	387	64.5	5	0
11/10/2022	Tulsa	8	385	48.1	61	0	0	0	3	0	1-1	24	0	2	127	63.5	1	0
11/19/2022	North Ala.	8	283	35.4	43	0	0	0	0	1	0-0	0	0	1	62	62.0	0	0
11/26/2022	at SMU	3	116	38.7	41	0	0	2	0	2	2-2	27	0	7	426	60.9	2	2
<b>Opponents</b>		<b>59</b>	<b>2467</b>	<b>41.8</b>	<b>61</b>	<b>0</b>	<b>1</b>	<b>18</b>	<b>9</b>	<b>16</b>	<b>9-11</b>	<b>47</b>	<b>0</b>	<b>58</b>	<b>3537</b>	<b>61.0</b>	<b>24</b>	<b>3</b>
<b>Memphis</b>		<b>45</b>	<b>2101</b>	<b>46.7</b>	<b>64</b>	<b>0</b>	<b>6</b>	<b>22</b>	<b>17</b>	<b>15</b>	<b>20-23</b>	<b>49</b>	<b>0</b>	<b>76</b>	<b>4652</b>	<b>61.2</b>	<b>31</b>	<b>5</b>



**2022-23 Memphis Football  
By Quarter Statistics  
All games**

Page 1/2  
as of Dec 03, 2022

**3rd-Down Conversions**

Date	Opponent		Score	Overall	1st Qtr	2nd Qtr	3rd Qtr	4th Qtr	Overtime
09/03/2022	at Mississippi St.	L	23-49	3-12 25.0	0-2 0.0	0-3 0.0	1-4 25.0	2-3 66.7	0-0 0.0
09/10/2022	at Navy	W	37-13	9-15 60.0	2-4 50.0	3-6 50.0	1-2 50.0	3-3 100.0	0-0 0.0
09/17/2022	Arkansas St.	W	44-32	5-13 38.5	2-4 50.0	2-2 100.0	0-3 0.0	1-4 25.0	0-0 0.0
09/24/2022	North Texas	W	44-34	2-12 16.7	0-2 0.0	0-3 0.0	0-3 0.0	2-4 50.0	0-0 0.0
10/01/2022	Temple	W	24-3	7-19 36.8	3-6 50.0	2-6 33.3	2-5 40.0	0-2 0.0	0-0 0.0
10/07/2022	Houston	L	32-33	8-15 53.3	3-3 100.0	1-4 25.0	2-4 50.0	2-4 50.0	0-0 0.0
10/15/2022	at East Carolina	Lot4	45-47	8-15 53.3	2-2 100.0	1-4 25.0	3-6 50.0	1-2 50.0	0-0 0.0
10/22/2022	at Tulane	L	28-38	5-14 35.7	0-2 0.0	1-4 25.0	3-4 75.0	1-4 25.0	0-0 0.0
11/05/2022	UCF	L	28-35	9-14 64.3	2-3 66.7	3-4 75.0	2-4 50.0	2-3 66.7	0-0 0.0
11/10/2022	Tulsa	W	26-10	8-20 40.0	3-4 75.0	1-6 16.7	3-5 60.0	1-5 20.0	0-0 0.0
11/19/2022	North Ala.	W	59-0	7-14 50.0	2-4 50.0	3-4 75.0	1-3 33.3	1-3 33.3	0-0 0.0
11/26/2022	at SMU	L	31-34	11-17 64.7	3-4 75.0	1-3 33.3	3-4 75.0	4-6 66.7	0-0 0.0
<b>Memphis</b>				<b>82-180 45.6</b>	<b>22-40 55.0</b>	<b>18-49 36.7</b>	<b>21-47 44.7</b>	<b>20-43 46.5</b>	<b>0-0 0.0</b>
<b>Opponents</b>				<b>74-178 41.6</b>	<b>19-43 44.2</b>	<b>27-53 50.9</b>	<b>8-37 21.6</b>	<b>18-43 41.9</b>	<b>1-1 100.0</b>

**4th-Down Conversions**

Date	Opponent		Score	Overall	1st Qtr	2nd Qtr	3rd Qtr	4th Qtr	Overtime
09/03/2022	at Mississippi St.	L	23-49	0-1 0.0	0-0 0.0	0-0 0.0	0-1 0.0	0-0 0.0	0-0 0.0
09/10/2022	at Navy	W	37-13	1-2 50.0	0-0 0.0	1-2 50.0	0-0 0.0	0-0 0.0	0-0 0.0
09/17/2022	Arkansas St.	W	44-32	3-5 60.0	0-1 0.0	0-0 0.0	1-2 50.0	2-2 100.0	0-0 0.0
09/24/2022	North Texas	W	44-34	0-1 0.0	0-1 0.0	0-0 0.0	0-0 0.0	0-0 0.0	0-0 0.0
10/01/2022	Temple	W	24-3	1-4 25.0	0-0 0.0	0-2 0.0	1-2 50.0	0-0 0.0	0-0 0.0
10/07/2022	Houston	L	32-33	0-0 0.0	0-0 0.0	0-0 0.0	0-0 0.0	0-0 0.0	0-0 0.0
10/15/2022	at East Carolina	Lot4	45-47	0-0 0.0	0-0 0.0	0-0 0.0	0-0 0.0	0-0 0.0	0-0 0.0
10/22/2022	at Tulane	L	28-38	4-4 100.0	0-0 0.0	0-0 0.0	1-1 100.0	3-3 100.0	0-0 0.0
11/05/2022	UCF	L	28-35	0-2 0.0	0-1 0.0	0-0 0.0	0-1 0.0	0-0 0.0	0-0 0.0
11/10/2022	Tulsa	W	26-10	1-1 100.0	0-0 0.0	0-0 0.0	0-0 0.0	1-1 100.0	0-0 0.0
11/19/2022	North Ala.	W	59-0	2-3 66.7	0-0 0.0	0-0 0.0	1-1 100.0	1-2 50.0	0-0 0.0
11/26/2022	at SMU	L	31-34	1-1 100.0	0-0 0.0	0-0 0.0	0-0 0.0	1-1 100.0	0-0 0.0
<b>Memphis</b>				<b>13-24 54.2</b>	<b>0-3 0.0</b>	<b>1-4 25.0</b>	<b>4-8 50.0</b>	<b>8-9 88.9</b>	<b>0-0 0.0</b>
<b>Opponents</b>				<b>11-24 45.8</b>	<b>1-4 25.0</b>	<b>3-5 60.0</b>	<b>2-5 40.0</b>	<b>5-10 50.0</b>	<b>0-0 0.0</b>

**Time of Possession**

Date	Opponent		Score	Overall	1st Qtr	2nd Qtr	3rd Qtr	4th Qtr	Overtime
09/03/2022	at Mississippi St.	L	23-49	18:49	03:21	03:33	05:18	06:37	00:00
09/10/2022	at Navy	W	37-13	27:26	06:22	10:00	03:28	07:36	00:00
09/17/2022	Arkansas St.	W	44-32	30:09	08:33	04:42	09:29	07:25	00:00
09/24/2022	North Texas	W	44-34	32:45	08:42	07:10	05:58	10:55	00:00
10/01/2022	Temple	W	24-3	34:29	08:40	08:46	08:40	08:23	00:00
10/07/2022	Houston	L	32-33	33:38	08:37	05:08	09:02	10:51	00:00
10/15/2022	at East Carolina	Lot4	45-47	24:27	03:04	05:37	11:58	03:48	00:00
10/22/2022	at Tulane	L	28-38	27:44	04:10	04:59	09:50	08:45	00:00
11/05/2022	UCF	L	28-35	30:53	07:40	08:24	09:41	05:08	00:00
11/10/2022	Tulsa	W	26-10	36:14	03:59	12:07	10:28	09:40	00:00
11/19/2022	North Ala.	W	59-0	33:42	06:40	05:52	06:37	14:33	00:00



2022-23 Memphis Football  
By Quarter Statistics  
All games

Page 2/2  
as of Dec 03, 2022

Date	Opponent		Score	Overall	1st Qtr	2nd Qtr	3rd Qtr	4th Qtr	Overtime
11/26/2022	at SMU	L	31-34	31:18	10:33	05:38	06:53	08:14	00:00
Memphis			Total	361:34	80:21	81:56	97:22	101:55	00:00
			Avg.	30:08	06:42	06:50	08:07	08:30	00:00
Opponents			Total	351:21	85:51	104:47	61:36	99:07	00:00
			Avg.	29:17	07:09	08:44	05:08	08:16	00:00





2022-23 Memphis Football  
Red-Zone Results  
All games

Page 1/1  
as of Dec 03, 2022

Memphis Inside Opponent Red-Zone

Date	Opponent	Score	Times	Times	Total				Rush	Pass	FGs	Failed to score inside RZ				
			In RZ	Scored	Pts	TDs	TDs	TDs	TDs	TDs	Made	FGA	Down	Int	Fumb	Half Game
09/03/2022	at Mississippi St.	L 23-49	2	2	13	2	1	1	1	0	0	0	0	0	0	0
09/10/2022	at Navy	W 37-13	6	6	30	3	2	1	1	3	3	0	0	0	0	0
09/17/2022	Arkansas St.	W 44-32	4	4	28	4	2	2	2	0	0	0	0	0	0	0
09/24/2022	North Texas	W 44-34	5	5	30	4	2	2	2	1	1	0	0	0	0	0
10/01/2022	Temple	W 24-3	5	4	24	3	2	1	1	1	1	1	0	0	0	0
10/07/2022	Houston	L 32-33	5	5	19	1	1	0	0	4	4	0	0	0	0	0
10/15/2022	at East Carolina	L 45-47	6	6	37	5	3	2	2	1	1	0	0	0	0	0
10/22/2022	at Tulane	L 28-38	3	2	14	2	1	1	1	0	0	0	1	0	0	0
11/05/2022	UCF	L 28-35	7	4	28	4	3	1	1	0	1	1	1	0	0	0
11/10/2022	Tulsa	W 26-10	4	4	16	1	1	0	0	3	3	0	0	0	0	0
11/19/2022	North Ala.	W 59-0	7	6	38	5	5	0	0	1	1	1	0	0	0	0
11/26/2022	at SMU	L 31-34	5	4	28	4	3	1	1	0	0	0	1	0	0	0
<b>Totals 52 of 59 (88.1%)</b>			<b>59</b>	<b>52</b>	<b>305</b>	<b>38</b>	<b>26</b>	<b>12</b>	<b>14</b>	<b>15</b>	<b>3</b>	<b>3</b>	<b>0</b>	<b>0</b>	<b>0</b>	<b>0</b>

Opponents Inside Memphis Red-Zone

Date	Opponent	Score	Times	Times	Total				Rush	Pass	FGs	Failed to score inside RZ				
			In RZ	Scored	Pts	TDs	TDs	TDs	TDs	TDs	Made	FGA	Down	Int	Fumb	Half Game
09/03/2022	Mississippi St.	L 23-49	4	3	21	3	2	1	0	0	0	0	0	0	1	0
09/10/2022	Navy	W 37-13	1	1	6	1	1	0	0	0	0	0	0	0	0	0
09/17/2022	Arkansas St.	W 44-32	2	2	15	2	2	0	0	0	0	0	0	0	0	0
09/24/2022	North Texas	W 44-34	5	5	27	3	1	2	2	2	2	0	0	0	0	0
10/01/2022	Temple	W 24-3	2	0	0	0	0	0	0	0	0	0	1	1	0	0
10/07/2022	Houston	L 32-33	6	4	27	4	1	3	0	1	1	1	0	0	0	0
10/15/2022	East Carolina	L 45-47	7	6	36	5	4	1	1	1	1	1	0	0	0	0
10/22/2022	Tulane	L 28-38	5	5	31	4	3	1	1	1	1	0	0	0	0	0
11/05/2022	UCF	L 28-35	2	2	14	2	0	2	0	0	0	0	0	0	0	0
11/10/2022	Tulsa	W 26-10	3	2	10	1	0	1	1	1	1	1	0	0	0	0
11/19/2022	North Ala.	W 59-0	0	0	0	0	0	0	0	0	0	0	0	0	0	0
11/26/2022	SMU	L 31-34	5	5	27	3	2	1	2	2	2	0	0	0	0	0
<b>Totals 35 of 42 (83.3%)</b>			<b>42</b>	<b>35</b>	<b>214</b>	<b>28</b>	<b>16</b>	<b>12</b>	<b>7</b>	<b>8</b>	<b>4</b>	<b>1</b>	<b>1</b>	<b>0</b>	<b>0</b>	<b>0</b>

**collegepressbox**  
SINCE 2005 EVERYTHING BUT THE PREGAME MEAL

**2023**

**NATIONAL CHAMPIONSHIP**

**131 Teams**

**10 Conferences**

**42 Bowls**

**25 Awards**

**collegepressbox** is the official  
media website for Division I football

Access and download game notes, quotes, statistics, media guides,  
headshots, logos and more for all FBS schools, conferences,  
postseason games, awards and the College Football Playoff

**For access, please register for an account at:**  
**[collegepressbox.com/register](https://collegepressbox.com/register)**

 [collegepressbox](https://twitter.com/collegepressbox)

 [collegepressboxvideo](https://www.youtube.com/collegepressboxvideo)