



RICE - UCONN MEDIA

TELEVISION



Play-by-Play: Jordan Kent Logan Ryan  
Analyst: Logan Ryan  
Sideline Reporter: Keiana Martin

RADIO

Rice Radio (internet & Varsity Ap)  
Play-by-Play: JP Heath  
Analyst: Nate Griffin  
Sideline Reporter: Jason Metko

2024 SCHEDULE

	<b>SAM HOUSTON</b>		<b>AUG 31</b> L, 14-34
	<b>TEXAS SOUTHERN</b>		<b>SEPT 7</b> W, 69-7
	<b>HOUSTON</b>		<b>SEPT 14</b> L, 7-33
	<b>AT ARMY WEST POINT</b>		<b>SEPT 21</b> L, 14-37
	<b>CHARLOTTE</b>		<b>SEPT. 28</b> L, 20-21
	<b>UTSA</b>		<b>OCT. 12</b> W, 29-27
	<b>AT TULANE</b>		<b>OCT. 19</b> L, 10-24
	<b>AT UCONN</b>		<b>OCT 26</b> 2:30
	<b>NAVY</b>		<b>NOV. 2</b> 3:00
	<b>AT MEMPHIS</b>		<b>NOV. 8</b> 8:00
	<b>AT UAB</b>		<b>NOV 23</b> TBA
	<b>USF</b>		<b>NOV 30</b> TBA

TABLE OF CONTENTS

Depth Chart.....	1	Roster.....	14
Notes.....	4	Career Stats.....	16
Pronunciations.....	8	Career Highs.....	18
Starters.....	8	HC Mike Bloomgren.....	19
Owls in the NFL.....	9	Scouring Drives.....	22
Career Games/Starts.....	11	2024 Stats.....	29
The Last Time.....	12	2024 Box Scores.....	44

**RICE 2-5, 1-3** vs. **UCONN 4-3**

**PRATT & WHITNEY STADIUM**  
EAST HARTFORD, CT. // Oct. 26, 2024 // 2:30 p.m.

RICE

Record (AAC) ..... 2-5 (1-3)  
Ranking ..... N/A  
Last Game: ..... at Tulane // L, 24-10  
Streak: ..... L1  
Head Coach: ..... Mike Bloomgren  
Career Record: ..... 24-51 (7th)  
Rice Record: ..... Same

STAT LEADERS

RUSHING: ..... Dean Connors  
74 att.; 472 yards (6.4); 6 TDs  
PASSING: ..... E.J. Warner  
160-263-9, 1,573 yards, 10 TDs  
RECEIVING: ..... Matt Sykes  
38 rec., 452 yards, 3 TDs  
TACKLES: ..... Ty Morris  
37 tkls; 4.5 TFL; 2.0 SACKS

UCONN

Record ..... 4-3  
Ranking ..... N/A  
Last Game: ..... vs. Wake Forest // L, 23-20  
Streak: ..... L1  
Head Coach: ..... Jim Mora  
Career Record: ..... 59-49 (9th)  
UCONN Record: ..... 13-19 (3rd)

STAT LEADERS

RUSHING: ..... Durell Robinson  
59 att.; 433 yards (7.3); 4 TDs  
PASSING: ..... Joe Fagnano  
57-98-3, 999 yards, 11 TDs  
RECEIVING: ..... Skyler Bell  
25ec., 534 yards; 4 TDs  
TACKLES: ..... Jayden McDonald  
63 tkls; 6.5 TFLs; 2.5 SACKS; 1 INT; 5 QBH; 2 PBU

	2024 AT A GLANCE		
	23.3	POINTS/GAME	33.6
	26.1	POINTS ALLOWED/GAME	21.9
	116.6	RUSH YARDS/GAME	194.6
	234.7	PASS YARDS/GAME	234.3
	351.3	TOTAL OFFENSE/GAME	428.9
	326.4	TOTAL DEFENSE/GAME	346.6

INSIDE THE SERIES

- This will be the second meeting between the schools after UConn defeated Rice 38-31 last season at Rice Stadium.
- Luke McCaffrey and Juma Otoviano both scored twice while JT Daniels topped 300 yards for the third time this season, but Rice could not sustain an early 14-0 lead as the Huskies scored the next 28 points, taking advantage of four Owls' turnovers.
- This will be the first meeting between the schools in football in Storrs and the furthest east the Owls have played a college football game. Rice lost to Fordham 13-7 at the Polo Grounds in New York City on November 4, 1939, and that was the furthest east the Owls had played before this Saturday.
- Rice Football will be the second team from Rice to play in Storrs. The men's basketball team lost at UConn 81-72 on December 19, 2005.
- Huskies head coach Jim Mora made his collegiate coaching debut at Rice Stadium on 8/30/12, leading UCLA to a 49-24 win over the Owls. Current Owls offensive coordinator Marques Tuiasosopo was in his first year of collegiate coaching with the Bruins that year, coaching the tight ends. New York Jets interim head coach Jeff Ulbrich was also in his first year of coaching with the Bruins that fall while UCAL head coach DeShaun Foster was a volunteer coach on the staff.

MEDIA CONTACTS

**RICE**  
**CHUCK POOL**  
CPOOL@RICE.EDU  
C: 832-224-6476 | O: 713-348-5775

**UConn**  
**WILLIAM PETERSON**  
WILLIAM.PETERSON@UCONN.EDU



# UCONN TWO-DEEP

## OFFENSE

TE (Y)	7	Elijah Mojarro	6' 4"	239	Gr. 1L	Orange, California / Orange Lutheran/California
	16	Graham Walker	6' 3"	227	Gr. TR	Hinesburg, Vermont / Avon Old Farms / Brown
LT	78	Ethan Onianwa	6' 6"	340	R-Jr.-2L	Katy, Texas / Cinco Ranch
	74	Brad Baur	6' 5"	285	R-So.-1L	Rocklin, California / Rocklin
LG	69	Chad Lindberg	6' 6"	325	Gr. TR	League City, Texas / Clear Creek/Georgia
	76	John Long	6' 4"	345	R-Jr. 2L	Kempner, Texas / Lampasas
	79	Weston Kropp	6' 4"	315	Sr. 1L	Biloxi, Mississippi / Biloxi / Jones
C	64	David Stickle	6' 3"	288	Gr. TR	Pace, Florida / Pace/Florida State
	55	Netane Fehoko	6' 0"	290	R-Jr.	Inglewood, California / Hillsdale/College of San Mateo
RG	61	Trace Norfleet	6' 2"	278	R-So.	Lewisville, Texas / Prestonwood Christian
or	73	Spencer Cassell	6' 6"	293	Gr. TR	Hingham, Massachusetts / Hingham / Harvard
RT	77	Brant Banks	6' 7"	325	Gr.	Houston, Texas / Westbury Christian / Nebraska
	58	Peyton Farmer	6' 6"	292	R-Fr.	Fresno, Texas / Ridge Point
QB	13	E.J. Warner	6' 0"	190	Jr. TR	Phoenix, Arizona / Brophy College Prep/Temple
	5	Drew Devillier	6' 5"	220	Fr. HS	Plano, Texas / Plano East
RB	0	Dean Connors	6' 0"	205	Sr. 2 2L	Kamuela, Hawai'i / Hawai'i Prep / Murrieta Valley (CA)/Riverside CC
	10	Quinton Jackson	5' 7"	154	R-So. 1L	Fort Worth, Texas / North Crowley
FB	49	Micah Barnett	6' 1"	240	JR. 2L	Dickinson, Texas / Dickinson
	44	Geron Hargon	6' 2"	242	R-JR. 3L	Shreveport, Louisiana / Captain Shreve
WR-F	2	Kobie Campbell	5' 7"	171	Sr. 4L	Missouri City, Texas / Hightower
	6	Drayden Dickmann	5' 11"	182	R-Fr.	Georgetown, Texas / Georgetown
WR-X	8	Matt Sykes	6' 4"	215	Gr.	Makakilo, Hawai'i / Saint Louis School/ UCLA
	1	JoVoni Johnson-McCray	6' 4"	211	R-Sr. 4L	Conway, Arkansas / Conway
WR-Z	11	Tyson Thompson	5' 9"	188	R-Jr. 1L	Spring, Texas / Klein/HCU
	81	Braylen Walker	5' 10"	171	R-So. 1L	Sulphur, Louisiana / Lake Charles College Prep / Sulphur

## DEFENSE

DE	94	Charlie Looes	6' 3"	275	Gr. TR	Hillsdale, New Jersey / Pascack Valley/Dartmouth
	8	Joseph Mutombo	6' 5"	270	R-Fr.	Fort Worth, Texas / Keller Central
DT	75	Blake Boenisch	6' 3"	332	R-Jr.	Needville, Texas / Needville
	74	Michael Larbie	6' 0"	282	Gr. 1-L	Bryn Mawr, Pennsylvania / Sun Valley / Duke
NT	50	Izeya Floyd	6' 2"	315	R-Sr. 4L	Frisco, Texas / Reedy
	30	Elroyal Morris III	6' 3"	278	R-Jr. 2L	Houston, Texas / Dekaney
RUSH	5	Josh Pearcy	6' 2"	245	R-Sr. 4L	Moorestown, New Jersey / Moorestown
	49	Michael Daley	6' 2"	235	R-Jr. TR	Alpine, Utah / Lone Peak/BYU
MIKE	27	Andrew Awe	6' 2"	238	R-Jr. 3L	Mansfield, Texas / Mansfield Lake Ridge
	3	Ty Morris	6' 2"	218	So. 1L	Houston, Texas / Dekaney
DIME	33	Myron Morrison	6' 3"	225	R-Sr. 4L	Humble, Texas / Atascocita
	2	DJ Arkansas	6' 2"	215	R-Jr. 2L	Denton, Texas / Ryan
VIPER	31	Tyson Flowers	5' 11"	211	R-So. 1-L	Fort Worth, Texas / Southwest Christian
	47	Christian Edgar	6' 2"	190	R-So. 1-L	Austin, Texas / Westlake
SS	26	Gabriel Taylor	5' 10"	193	Sr. 4L	Miami, Florida / Gulliver Prep
	13	Lamont Narcisse	5' 11"	169	R-Jr. 3L	Pasadena, California / Calabasas
FS	29	Daveon Hook	5' 11"	185	Jr. 2-L	Cibolo, Texas / Steele
	9	Peyton Stevenson	6' 3"	192	R-Jr. 2-L	Demopolis, Alabama / Demopolis
RCB	1	Sean Fresch	5' 9"	177	Sr. 4L	Austin, Texas / Lyndon B. Johnson HS
	25	AJ Stephens	5' 11"	185	R-Fr.	Spring, Texas / Aldine MacArthur
RCB	17	Max Ahoia	5' 11"	175	Sr. 1L	La Mirada, California / La Mirada/Fullerton College/ El Camino College
	23	Faybian Marks	5' 10"	193	Gr. TR	Richmond, Texas / George Ranch / Utah

## SPECIAL TEAMS

PK	15	Tim Horn	6' 2"	222	R-Sr. 2L	Honolulu, Hawai'i / Punahou / Washington
or	28	Enock Gota	6' 0"	202	R-So. 1L	Houston, Texas / Dekaney
KO	28	Enock Gota	6' 0"	201	R-So. 1L	Houston, Texas / Dekaney
or	15	Tim Horn	6' 2"	225	R-Sr. 2L	Honolulu, Hawai'i / Punahou/Washington
H	30	Reese Keeney	5' 11"	182	R-Fr.	Knoxville, Tennessee / Farragut
	23	Conor Hunt	5' 11"	190	5th 2L	Lihue, Hawai'i / Hawai'i Preparatory Academy/Georgetown
P	91	Alex Bacchetta	6' 2"	227	So.	Atlanta, Georgia / The Westminster School/ Penn State
	23	Conor Hunt	5' 11"	188	Gr. 2L	Lihue, Hawai'i / Hawai'i Preparatory Academy / Georgetown
or	30	Reese Keeney	5' 11"	182	R-Fr.	Knoxville, Tennessee / Farragut
LS	48	Wyatt Freeman	5' 10"	207	So, 1L	Bakersfield, California / Centennial / Naval Academy Prep
	45	Colby Connell	5' 10"	219	RS Fr	San Antonio, Texas / O'Connor
PR	1	Sean Fresch	5' 9"	181	Sr. 4L	Austin, Texas / Lyndon B. Johnson HS
	11	Tyson Thompson	5' 9"	188	R-Jr. 1L	Spring, Texas / Klein/HCU
	6	Drayden Dickmann	5' 11"	182	R-Fr.	Georgetown, Texas / Georgetown
KR	10	Quinton Jackson	5' 7"	160	R-So. 1L	Fort Worth, Texas / North Crowley
	1	Sean Fresch	5' 9"	181	Sr. 4L	Austin, Texas / Lyndon B. Johnson HS
	21	Taji Atkins	5' 7"	177	Fr.	Houston, Texas / Westfield
or	11	Tyson Thompson	5' 9"	188	R-Jr. 1L	Spring, Texas / Klein/HCU

# GAME EIGHT - UCONN



## 2024 STATISTICAL RANKINGS

Category	RICE			UCONN		
	Actual	FBS Rank	AAC	Actual	FBS Rank	AAC
Rushing Offense	116.6	107	13	194.6	33	3
Passing Offense	234.7	65	6	234.3	66	2
Total Offense	351.3	99	11	428.9	42	3
Scoring Offense	23.3	98	10	33.6	33	3
Rushing Defense	157.1	82	7	143.3	66	2
Pass Efficiency Defense	129.42	66	7	119.03	35	2
Total Defense	326.4	35	3	346.6	52	3
Scoring Defense	26.1	81	5	21.9	47	2
Net Punting	37.79	96	11	35.97	115	4
Punt Returns	6.63	83	9	8.96	54	2
Kickoff Returns	20.92	54	8	26.30	8	1
Turnover Margin	-1.29	124	12	-0.43	92	5
Pass Defense	169.3	17	3	203.3	44	4
Passing Efficiency	117.65	121	13	135.25	68	2
Sacks pg	3.14	11	1	1.86	76	2
Tackles For Loss	8.0	9	2	6.1	51	1
Sacks Allowed	0.71	7	3	0.71	7	1
Fumbles Recovered	1	117	11	2	95	4
Fumbles Lost	4	68	8	4	4	68
Passes Intercepted	3	106	13	5	69	3
Interceptions Thrown	9	113	12	6	70	4
Turnovers Gained	4	128	14	7	98	3
Turnovers Lost	13	109	10	10	67	5
Fewest Penalties pg	6.29	70	6	5.43	33	2
Fewest Yards Penalized pg	50.57	54	5	51.00	57	2
Punt Return Yardage Defense	11.00	105	11	8.71	83	3
Kickoff Return Yardage Defense	17.83	42	4	17.71	40	3
3rd Down Conversions	.364	100	11	.364	100	4
4th Down Conversions	.455	96	8	.400	112	5
3rd Down Conv. Defense	.415	96	14	.274	6	1
4th Down Conv. Defense	.500	48	9	.375	21	3
Red Zone Offense	.625	132	14	.917	29	1
Red Zone Defense	.824	60	7	.750	21	2
First Downs	125	104	12	153	39	3
Time of Possession	26:26	124	12	30:29	62	4

## AAC STANDINGS

	AAC			Overall		
	W	L	Pct.	W	L	Pct.
Army West Point	6	0	1.000	7	0	1.000
Navy	4	0	1.000	6	0	1.000
Tulane	3	0	1.000	5	2	.714
Memphis	2	1	.667	6	1	.857
North Texas	2	1	.667	5	2	.714
Charlotte	2	1	.667	3	4	.429
East Carolina	1	2	.333	3	4	.429
South Florida	1	2	.333	3	4	.429
UTSA	1	2	.333	3	4	.429
Temple	1	2	.333	2	5	.286
Rice	1	3	.250	2	5	.286
Florida Atlantic	0	3	.000	2	5	.286
Tulsa	0	3	.000	2	5	.286
UAB	0	4	.000	1	6	.143

## UPCOMING SCHEDULE (ALL TIMES CT)

### Saturday, October 26

Charlotte at Memphis	<small>ESPN2/ESPNU</small>	11 a.m.
Notre Dame vs. Navy	<small>ABC/ESPN</small>	11 a.m.
Tulane at North Texas	<small>ESPN2/ESPNU</small>	11 a.m.
Temple at East Carolina	<small>ESPN+</small>	1 p.m.
UTSA at Tulsa	<small>ESPN+</small>	2:30 p.m.
Rice at Connecticut	<small>CBSSN</small>	2:30 p.m.

## RICE FUTURE SCHEDULES

### 2025

#### Non-conference

8/30	at Louisiana
9/6	Prairie View A&M
9/13	Houston
10/11	UConn

#### American Athletic Conference

**Home:** UAB, Charlotte, East Carolina, Temple  
**Away:** Tulsa, UTSA, Memphis, Navy

### 2026

#### Non-conference

9/9	Houston Christian
9/19	Western Michigan
9/26	at Fresno State

### 2027

#### Non-conference

9/11	Fresno State
9/18	Lamar
9/25	at Western Michigan

## RICE'S 2024 RECORD WHEN ...

Overall	2-5	Tied after first quarter	1-1
American Athletic Conference	1-3	Leading at halftime	1-1
Home	2-2	Trailing at halftime	1-4
Away	0-3	Tied at halftime	0-1
Neutral Site	0-0	Leading after third quarter	2-0
Current Streak	L1	Trailing after third quarter	0-4
Current Home Streak	W1	Tied after third quarter	0-0
Current Road Streak	L3	Overtime	0-1
Current Neutral Streak	L2	Scoring less than 20 points	0-4
Day Games	0-2	Scoring 20-29 points	1-1
Night Games	2-3	Scoring 30 or more points	1-0
On Television	2-5	Allowing less than 20 points	1-0
CBS Sports Network	0-1	Allowing 20-29 points	1-2
ESPN+	2-4	Allowing 30 or more points	0-3
ESPN2	0-0	With a 100-yard rusher	1-1
In August	0-1	Allowing a 100-yard rusher	0-2
In September	1-3	With a 300-yard passer	1-0
In October	1-1	Allowing a 300-yard passer	0-0
In November	0-0	Outgaining opponent	1-2
In December	0-0	Opponent outgains	1-3
vs. Top 25 Teams (AP)	0-0	300 or more yards of total offense	2-2
vs. Unranked Opponents	2-5	Allowing 300 or more yards total offense	1-3
On Natural Grass	0-1	No turnovers	0-1
On Artificial Turf	2-4	One to three turnovers	2-3
Scoring first	1-1	More than three turnovers	0-1
Opponent scores first	1-4	No takeaways	0-3
Scoring on opening drive	1-0	One to three takeaways	2-2
Opponent scores on opening drive	0-1	More than three takeaways	0-0
Controlling time of possession	0-1	Committing fewer turnovers	1-1
Opponent controls time of possession/tied	2-4	Turnovers are equal	1-0
Leading after first quarter	1-0	Committing more turnovers	0-4
Trailing after first quarter	0-4		

**MEDIA SCHEDULE - WEEK EIGHT - UCONN**

<b>MON 21</b>	<b>TUES 22</b>	<b>WED 23</b>	<b>THURS 24</b>	<b>FRI 25</b>	<b>SAT 26</b>	<b>SUN 2Y</b>
PRACTICE 4:00-5:00  Media Availability after practice	PRESS CONFERENCE 12:15 p.m Patterson Center & Zoom PRACTICE 4:15-6:05	PRACTICE 3:20-5:10  Media Availability after practice	PRACTICE 4:15-5:30  Media Availability after practice	FRIDAY TRAVEL DAY  No Media Availability	GAME DAY @UConn 2:30 PM kickoff Postgame in person or via Zoom	Players Day Off  No Media Availability

**COVERING THE OWLS**

Members of the media should contact Chuck Pool, Rice's Assistant AD for Athletic Communications, to arrange player/coach interviews as well as provide advance notice of intentions to cover practices. Applications for single-game credentials to cover Rice home games can be made on-line at <https://riceowls.co/Rice-FB-Credentials>  
 Each Tuesday, head coach Mike Bloomgren along with selected players, meets with the media in person and also on Zoom. Coach Bloomgren addresses the media beginning at 12:15, followed by selected players. Members of the media may access game notes and additional information by visiting the football page on Rice's athletics web site, RiceOwls.com.

**RICE QUICK FACTS**

Location | **Houston, Texas 77005**  
 Founded | **1891**  
 Enrollment | **4,562 undergraduate, 3,909 graduate**  
 Nickname | **Owls**  
 Mascot | **Sammy the Owl**  
 Colors | **Blue (281c) and Gray (424c)**  
 Conference | **American Athletic Conference**  
 Stadium | **Rice Stadium (47,000)**  
 Playing Surface | **TenCate Pivot**  
 President | **Reginald DesRoches (California, '90)**  
 Athletics Director | **Tommy McClelland**  
 Rice Athletics Phone Number | **713-348-6920**  
 Rice Football Phone Number | **713-348-6900**  
 Ticket Office Phone Number | **713-348-OWLS**

**2024 TEAM INFORMATION**

**Starters Returning/Lost | 18/8**  
**Offense | 6/5**  
**Defense | 8/3**  
**Specialists | 4/0**  
**Lettermen Returning/Lost | 58/13**  
**Offense | 27/9**  
**Defense | 26/4**  
**Specialists | 5/0**

**NOTABLE**

- This is the latest the Owls have played a non-conference game since 2018 when Rice lost at LSU 42-10 on November 5, 2018.
- Rice entered 2024 looking to earn a third consecutive bowl berth for the second time in school history. The Owls played in Armed Forces, Liberty, and Hawai'i Bowls from 2012 to 2014.
- The Owls have increased their scoring average in each of the last three years (21.5 in '21, 25.2 in '22, 29.5 last season), and their 29.5 points per game was their largest since they averaged 29.6 on the way to the Conference USA title in 2013.
- They had 50 pass plays of at least 20 yards in 2023, their most since they had 61 in 2008, and their 20 rushing plays of 20 yards or more were the most since they had 26 in 2004.
- Rice's 29 touchdown passes in 2023 tied for the second-best total in school history and the Owls have posted three of the top seven totals in school history over the past three years.
- The Owls threw for 3,282 yards last year (4th best) and have posted three of the top seven passing yardage totals in the last three years.
- Defensively, Rice held opponents to 28.1 points and 364.7 yards per game, the lowest totals since 2013 (24.4/364.1).

**LOOKING AT THE SCHEDULE**

- Rice's 2024 opponents have posted a combined 46-34 (.575) record this season... They were a combined 68-80 (.459) in 2023.
- The combined league mark of the Owls 2024 AAC opponents is 19-10 (.619) compared with 35-29 (.547) last year. They have five of the top six in the current standings (Army, Navy, Tulane, Memphis and Charlotte) on the schedule this year.
- Three of Owls' 2024 opponents have qualified for bowl berths (Army, Navy, Memphis) and two (Army and Navy) are currently in the top 25.
- The 2024 season will see the Owls' first game in the state of Connecticut (10/26 (UConn) and host USF for the first time at Rice Stadium (11/30).9

**STARTING WITH THE COIN TOSS IN 2024**

Opponent	Captain	Captain	Captain	Captain	Captain	Coin Toss	Kick/Receive	First Offensive Possession	First Defensive Possession	Jersey	Pants	Outcome
Sam Houston	Anigbogu	Connors	Floyd	Hargon	Pearcy	Sam Houston	Deferred	Punt	Punt	Blue	White	L, 14-34
Texas Southern	Anigbogu	Connors	Floyd	Hargon	Pearcy	Rice	Deferred	Touchdown	Punt	Blue	White	W, 69-7
at Houston	Anigbogu	Connors	Floyd	Hargon	Pearcy	Rice	Deferred	Punt	Punt	White	White	L, 7-33
at Army West Point	Anigbogu	Connors	Floyd	Hargon	Pearcy	Rice	Deferred	Punt	Touchdown	White	Gray	L, 14-37
Charlotte	Anigbogu	Connors	Floyd	Hargon	Pearcy	Rice	Deferred	Turnover on Downs	Punt	Blue	Gray	L, 20-21
UTSA	Anigbogu	Connors	Floyd	Hargon	Pearcy	Rice	Deferred	Fumble	Punt	Columbia Blue	Blue	W, 29-27
at Tulane	Anigbogu	Connors	Floyd	Hargon	Pearcy	Tulane	Deferred	Punt	Punt	White	Blue	L, 10-24
at Connecticut												
Navy												
at Memphis												
at UAB												
South Florida												



## TALKING DEFENSE

Rice is allowing opponents an average of 4.9 yards per play this season, which would be the lowest for the Owls in a season since 1994 (4.79).

- Last week, the Owls held Tulane to 133 yards under their season average for total offense, while on the ground, Rice held the Green Wave to less than four yards a carry, and 60 yards under their season average (154).
- Army is averaging 6.6 YPC this year, but only 5.1 vs. Rice.
- The Owls are allowing 1.28 rushing TDs this season, their lowest average since they 1.27 in 2002 (14 in 11 games).
- The Owls are holding opposing quarterbacks to a 57.1 completion percentage this season, their lowest since allowing 54.6 in 2014.
- Rice has allowed 14 plays from scrimmage of 30 or more yards this year compared with 32 in each of the last three seasons.
- Opponents are averaging 26.1 points this season, the lowest average since 2013 (24.3).

## LOSS LEADERS

Rice is tied with UNLV and Northern Iowa for 11th nationally with 22 sacks. Boise State leads with 29, followed by South Carolina (28), Oklahoma, San Diego State, Texas State, and Virginia Tech (25), Duke, LSU, Ole Miss (24), and Miami (23). A total of 11 Owls have contributed to the total, led by Michael Larchie and Josh Percy with 3.5 each.

- Larchie's 3.5 sacks are a career high and he came into this season with two in 24 games.
- Percy moved into a tie for the team lead by matching his career-high with two vs. Charlotte which increased his career total to 16.5, which ranks fifth in school history.
- Rice opened the season with seven sacks vs. Sam Houston, the most for Rice in a game since they dropped FIU quarterbacks eight times in 2014.
- Rice recorded a pair of sacks against Tulane, which had allowed only eight in the first six games.
- Eleven Owls combined for 11 tackles for loss against Texas Southern, the best mark since they had 11 versus FIU on Sept. 3, 2017.

## LOSS AVOIDANCE

Rice is tied for seventh nationally, allowing just five sacks in the first seven games (0.71 per game). Since moving to a pass-oriented attack in 2006, Rice has allowed an average of less than two sacks per game only twice: 21 in 12 games in 2011 (1.75) and 24 in 13 games in 2018 (1.85). The last time the Owls averaged under 1 sack allowed per game was in 2003 (11 in 12 games. 0.92).

## CATCHING ON

Dean Connors leads FBS running backs with 41 receptions this season. His seven receptions at Tulane moved him into third all-time at Rice for receptions by running backs with 92 and within nine of Earl Cooper's school record of 101. Trevor Cobb is second with 94. Connors is the first Owl RB to have more than 40 receptions in consecutive seasons. He topped 100 yards receiving for the first time in his career vs. UTSA and his 709 career yards are fifth all-time at Rice. He needs 45 yards receiving and 129 rushing to become the fourth Owl to rush for over 1,500 yards and have receptions for at least 750 yards.

## LONG DISTANCE DEAN

Dean Connors' 69-yard TD reception vs. UTSA was the longest reception of the year by an Owl and combined with his 71-yard touchdown run vs. TSU made him one of three FBS running backs this season with both a rush and reception of at least 65 yards this season joining Caden Durham of LSU (86 rush, 71 reception), and Desmond Ried of Pitt (72 & 72). He had runs of 49 and 51 yards

RB SEASON RECEPTIONS*		
James Sykes	76	(1976)
Earl Cooper	47	(1979)
Dean Connors	43	(2023)
Austin Walter	42	(2018)
<b>DEAN CONNORS</b>	<b>41</b>	<b>(2024)</b>
RB CAREER RECEPTIONS*		
Earl Cooper	101	(1976-79)
Trevor Cobb	94	(1989-92)
<b>DEAN CONNORS</b>	<b>92</b>	<b>(2022-24)</b>
RB CAREER RECEIVING YARDS*		
Trevor Cobb	892	(1989-92)
Austin Walter	825	(2014-18)
Earl Cooper	802	(1976-79)
James Sykes	785	(1973-76)
<b>DEAN CONNORS</b>	<b>709</b>	<b>(2022-24)</b>
*SINCE 1956		
1,500 RUSHING/750 RECEIVING		
Earl Cooper (1976-79)	1583/802	
Trevor Cobb (1989-92)	4948/892	
Austin Walter (2014-18)	1744/825	
<b>DEAN CONNORS (2022-24)</b>	<b>1371/709</b>	

### 300-YARD PASSING GAMES

#13 QB E.J. Warner (7)	
527 vs. East Carolina^	Nov. 26, 2022
486 at Houston^	Nov. 12, 2022
472 vs. UTSA^	Oct. 7, 2023
402 vs. Navy^	Nov. 4, 2023
347 vs. UTSA	Oct. 12, 2024
344 vs. South Florida^	Nov. 5, 2022
330 vs. Memphis^	Nov. 24, 2023
323 at UAB^	Nov. 18, 2023
^ at Temple	

### 100-YARD RUSHING GAMES

#0 RB Dean Connors (4)	
184 at Charlotte	Nov. 18, 2023
121 vs. Charlotte	Sept. 28, 2024
120 at Tulsa	Oct. 19, 2023
113 vs. Texas Southern	Sept. 7, 2024

### 100-YARD RECEIVING GAMES

#84 TE Ethan Powell (5)^	
156 at Austin	Oct. 29, 2022
150 at Howard Payne	Oct. 15, 2022
144 vs. Texas Lutheran	Nov. 5, 2022
111 vs. McMurry	Sept. 24, 2022
103 at Bellhaven	Sept. 10, 2022
^ at Southwestern	

#16 WR Graham Walker (3)^	
132 at Harvard	Sept. 24, 2021
116 vs. Bryant	Sept. 17, 2022
103 vs. Dartmouth	Nov. 20, 2021
^ at Brown	

#11 WR Tyson Thompson (2)^	
113 vs. Northwestern State	Nov. 6, 2021
103 vs. Incarnate Word	Oct. 30, 2021
^ at HBU	

#2 WR Kobie Campbell (1)	
100 at Tulane	Oct. 19, 2024

#0 RB Dean Connors (1)	
109 vs. UTSA	Oct. 12, 2024

#82 TE Matt Hall (1)^	
100 at SW Baptist	Oct. 16, 2021
^ at Truman State	

### 10+ RECEPTION GAMES

#16 WR Graham Walker (1)^	
11 vs. Dartmouth	Nov. 20, 2021
^ at Brown	

#94 DT Charlie Looes (1)^	
12 at Cornell	Nov. 12, 2022
^ at Dartmouth	

#33 LB Myron Morrison (1)	
15 at FAU	Oct. 15, 2022

#12 DE Josh Percy (1)	
11 vs. Southern Miss	Oct. 2, 2021

#26 CB Gabriel Taylor (1)	
10 at UAB	Oct. 23, 2021

## 2024 AWARDS/HONORS

### Brant Banks

Athlon Sports Preseason 2nd Team All-AAC  
Lombardi Preseason Watch List

### Dean Connors

Athlon Sports Preseason 1st Team All-AAC  
Dave Campbell's Texas Football Preseason All-Texas 2nd team  
East-West Shrine Bowl Preseason 1000  
Doak Walker Award Preseason Watch List  
Earl Campbell Tyler Rose Award Preseason Watch List  
Allstate AFCA Good Works Team nominee  
Wuerffel Trophy nominee  
Dave Campbell's Texas Football Midseason All-Texas AAC Honorable Mentoin (Sept. 9)  
Earl Campbell Tyler Rose Award Honorable Mention (Sept. 10; Oct 15)

### Christian Francisco

NFF Campbell Trophy semifinalist  
Military Bowl STEMA Scholar-Athlete Nominee

### Sean Fresch

Athlon Sports Preseason 3rd Team All-AAC  
AAC Honorable Mentoin (Oct. 14)

### Boden Groen

Athlon Sports Preseason 3rd Team All-AAC

### Conor Hunt

Dave Campbell's Texas Football All-Texas 2nd team

### Quinton Jackson

Athlon Sports Preseason 4th Team All-AAC

### Charlie Looes

Athlon Sports Preseason 4th Team All-AAC

### Rawson MacNeill

Athlon Sports Preseason 4th Team All-AAC

### Myron Morrison

Athlon Sports Preseason 2nd Team All-AAC  
PFF National & AAC Team of the Week (Oct. 12)

### Ethan Onianwa

East-West Shrine Bowl Preseason 1000

### Josh Percy

Athlon Sports Preseason 2nd Team All-AAC  
East-West Shrine Bowl Preseason 1000  
Reese's Senior Bowl Preseason Watch List

### Landon Ransom-Goelz

Athlon Sports Preseason 3rd Team All-AAC

### Gabriel Taylor

Athlon Sports Preseason 1st Team All-AAC  
East-West Shrine Bowl Preseason 1000  
Paycome Jim Thorpe Award Preseason Watch List

### E.J. Warner

Athlon Sports Preseason 4th Team All-AAC  
AAC Honorable Mentoin (Oct. 14) Manning Award Stars of the Week (Oct. 14)  
Davey O'Brien Award Great Eight (Oct. 15)  
Earl Campbell Tyler Rose Award Honorable Mention (Oct 15)

against Charlotte and now has 10 carries of 30 or more yards in 222 career attempts. His run of 51 yards vs. Charlotte was the fourth of 50 yards or more in his career (all in the last 14 games) and the most by an Owl since Quinton Smith had five from 2003-06. He is averaging and is averaging 6.2 yards on the ground in his career, which would rank third in school history. His average of 6.37 last year was sixth-best for a single season.

## DOWN TO THE WIRE

Matt Sykes' go-ahead 18-yard touchdown with four seconds vs. UTSA was the first time the Owls had come from four or more points behind in the last minute of a game since 2006 when Rice rallied to defeat UAB 33-32 at Rice Stadium as Chase Clement connected with Jarett Dillard on an 18-yard score with three seconds left. Since then, the Owls have had two games in which they broke ties with touchdowns to win with less than a minute remaining. J.T. McMahon hit Bradley Rozner with a 22-yard TD pass vs. UTEP in 2022 with 25 seconds left to break a 30-30 tie and in 2015 Driphus Jackson connected with Zach Wright on a 12-yard TD with 23 seconds left to defeat Army West Point. The Owls have also won three games in regulation by virtue of a field goal when trailing by two points or less during this same period (Clark Fangmeier 40 yards vs. ECU with :03 left in 2006, Fangmeier 31 yards at SMU as time expired in 2007, Chris Boswell 45 yards at Kansas as time expired in 2012).

## TWO OR LESS

Rice lost to Charlotte 21-20 and defeated UTSA 29-27 in consecutive games on 10/5 & 12, marking the first time the Owls had back-to-back games decided by two points or less was the last two games of 1990 when we beat SMU 30-28 and lost to Baylor 17-16. In the Baylor game, Rice scored with 1:03 left and went for two in order to post our first winning season since 1963 in Fred Goldsmith's second season at Rice, but the attempt failed and it would be two more years before they got that winning season, finishing 6-5 in 1992.

## CB1

Sean Fresch made his 36th career start vs. UTSA and played in his 41st career game. He has now played in the most games at corner for the Owls since Bryce Callahan closed his career in the Hawai'i Bowl by playing in his 47th career game.

## LIKE FATHER...

Tyson Flowers' 34-yard pick-six vs. Texas Southern was the first of his career and allowed him to match his father, former Arkansas defensive back Jeremy Flowers in that category. Jeremy Flowers was a four-year letterman at Arkansas from 1996-99 who played 43 games in his career and had seven career interceptions. His lone interception return for a touchdown came on 11/15/97 against Tennessee in Little Rock when he intercepted Peyton Manning and returned it 36 yards for a score. Jeremy later coached Tyson at Ft. Worth Southwest Christian.

## 2024 CAPTAINS

At the conclusion of training camp, the Owls selected Dean Connors as offensive captain, Izeya Floyd and Josh Percy as captains of the defense and Chike Anigbogu and Geron Hargon as special teams captains. This is the third consecutive year Percy has been named a captain while Floyd and Anigbogu will serve for a second consecutive year. Percy is the first three-time captain since Chase Clement, Jarett Dillard and Brian Raines, who were selected by teams from 2006-08.

## FIFTH YEAR STARTERS

Four Owls (Izeya Floyd, Sean Fresch, Josh Percy, and Gabriel Taylor) have now started at least one game in five consecutive seasons.

## NEW FACES

Rice added 30 new names to the roster since the end of the 2023 season. That list includes seven players who joined the team as grad transfers (RB Coleman Bennett, OL Spencer Cassell, OL Chad Lindberg, DE Charlie Looes, CB Faybian Marks, C David Stickle, and WR Graham Walker), and five who transferred as undergrads or from JuCos (P Alex Bacchetta, WR Thai Bowman, DE Michael Daley, LB Blaise Tita and QB EJ Warner).

## SIXTH ON SOUTH MAIN

While Rice reloaded for 2024 with 30 newcomers, four Owls returned to Rice for their sixth season. Safety Chike Anigbogu (3 games), defensive lineman Izeya Floyd (3 games), wide receiver Jovoni Johnson-McCray (4 games) and defensive end Josh Percy (4 games) each saw considerable playing time as true freshmen in 2019 while preserving their redshirts and brought a combined 149 games and 63 starts heading into their final seasons with the Owls.

## WHOSE BACK?

Rice returned 55% of its game starts from last year on offense (79 of 143) and 72% on defense (103 of 143). Brant Banks and Ethan Onianwa return after starting all 13 games last season on offensive line, followed by Boden

# GAME EIGHT - UCONN



Groen (11). Izeyya Floyd, Sean Fresch, Myron Morrison, and Plae Wyatt lead the returning defenders with 13 starts last year, followed by Josh Percy and Gabriel Taylor (12). and Myron Morrison (10). In addition the Owls added four transfers who each started ten games last year at their previous schools (Spencer Cassell, Harvard; Charlie Looes, Dartmouth; Graham Walker, Brown; EJ Warner, Temple).

## STICKING TOGETHER

In an era of open transfers, Rice lost only two players from the 2023 team in the transfer portal, the fewest number at the FBS level.

## BERYL BOUNCE BACK

Hurricane Beryl made landfall in Houston on the morning of July 8 severely damaging the Waltrip Indoor Facility and rendering the playing surface at Rice Stadium unsafe. While initial estimates indicated the Owls indoor facility would not be available for their 2024 training camp, swift action by school officials saw the facility re-inflated and in use by the second practice of camp. Thanks to the combined efforts of TenCate Challenger, Hellas Construction and GeoSurfaces, a new TenCate Pivot nonfill turf, and GeoFlo+ shock pad was installed in less than two weeks, and the Owls were able to hold their first practice inside the stadium on August 23.

## ON THE RISE

Rice offensive line coach Sanders Davis and tight end coach Lucas Reed were recognized in the preseason as rising names to watch in the profession. Davis was named to Dave Campbell's Texas Football's 40 under 40 list for 2024 which annually identifies the next generation of great coaches currently serving at the collegiate level. Reed was named to 247 Sports' 30 under 30 list. Davis originally joined Mike Bloomgren's staff as a GA in 2019 and was promoted to a fulltime role with the offensive line. Reed was promoted to tight ends coach in March of 2023 after spending two years in a quality control role with the Owls' quarterbacks. He joined the Owls staff in 2018 as a special teams assistant and served as an offensive graduate assistant coach, working with the running backs for two seasons before moving to the quarterbacks.

## UNDER CENTER

Rice has seen 15 quarterbacks make at least one start since 2017, including three in five of the last eight seasons (two in the five games in 2020). JT Daniels (2023) and TJ McMahon (2022) each made nine consecutive starts over the past two seasons, the most for a Rice QB since Tyler Stehling started the first 11 games of 2016 before suffering an injury and missing the finale. Driphus Jackson is the last QB to

start an entire season for the Owls (12 games in 2015) and made 25 consecutive starts at QB from 2014-15.

## QB STARTS IN OPENERS

E.J. Warner became the seventh different quarterback to start in an opener for Rice in the last nine years:

2024	E.J. Warner vs. Sam Houston
2023	JT Daniels @Texas
2022	Wiley Green @USC
2021	Wiley Green @Arkansas
2020	Mike Collins vs. Middle Tennessee
2019	Wiley Green @Army
2018	Shawn Stankavage vs. Prairie View
2017	Sam Glaesmann vs. Stanford
2016	Tyler Stehling vs. Prairie View

## IN THE CLASSROOM

Rice captured the 2023-24 American Athletic Conference Team Academic Excellence Award for football and saw 79 players named to the AAC's All-Academic team. This marks the 10th consecutive year the Owls have captured their conference's team academic award for football, and the 79 honorees were 17 more than Temple and were more than a quarter of the Owls' conference-leading total of 300 student-athletes named to the team.

## DEGREES IN HAND

19 Owls are in action this fall having completed their undergraduate work, including 10 who earned their degrees at Rice (Chike Anigbogu, Izeyya Floyd, Geron Hargon, Jovoni Johnson-McCray, Myron Morrison, Lamont Narcisse, Josh Percy, Tyson Thompson, Plae Wyatt).

## MASTER CLASSES

15 Owls are pursuing Master's Degrees this fall: OT Brant Banks (MBA); DT Izeyya Floyd (MBA), TE Matt Hall (MBA), FB Geron Hargon (MBA), K Tim Horn (Global Affairs), WR Jovoni Johnson-McCray (MBA), DT Michael Larbie (Bioengineering), OF Chad Lindberg (MBA), DE Charlie Looes (MBA), LB Myron Morrison (MBA), RUSH/LB Josh Percy (MBA), TE Ethan Powell (Accounting), C David Stickle (Global Affairs), WR Matt Sykes (Global Affairs), WR/KR Tyson Thompson (MBA), (VIPER Plae Wyatt (Global Affairs).

## DILLARD BACK ON BALLOT

Jarett Dillard, the record-setting receiver who led Rice to a pair of bowl appearances after a 45-year absence, is one of 77 players from the Football Bowl Subdivision on the 2025 ballot for induction into the College Football Hall of Fame.

Dillard is one of nine wide receivers on this year's ballot, joining Bernard Berrian (Fresno State), Willie Gault (Tennessee), Marvin Harrison (Syracuse), DeSean Jackson (Cal), Herman Moore (Virginia), Larry Sievers (Tennessee),

# MILESTONE WATCH

### TACKLES FOR LOSS (INCLUDES SACKS) CAREER

1	Larry Izzo (1992-95)	46
5	John Syptak (2002-05)	38
6	Matt Sign (1989-92)	36
7	Alonzo Williams (1989-92)	35
8	Dan Dawson (1998-2001)	33
9	<b>Josh Percy (2019-present)</b>	<b>32.5</b>

### SACKS CAREER

1	Brandon Green (1999-2002)	24
	Scott Solomon (2007-11)	24
3	Ndukwe Kalu (1993-96)	20
4	Brian Womac (2014-17)	17
5	<b>Josh Percy (2019-present)</b>	<b>16.5</b>

### INTERCEPTION RETURNS YARDS CAREER

1	Dan Dawson (1998-2001)	352
2	Huey Keeney (1945-48)	200
3	Sean Washington (1991-93)	199
4	Bruce Henley (1971-73)	197
5	Nathan Bennett (1990-93)	190
	LaDoughyous McCalla (1994-98)	190
7	Brian Patterson (1981-83)	179
8	<b>Gabriel Taylor (2020-Present)</b>	<b>178</b>

### PATs ATTEMPTED CAREER

1	Clark Fangmeier (2006-09)	181
4	Derek Crabtree (1998-2001)	89
5 (*)	Froggy Williams (1946-49)	75
6	Christian VanSickle (2021-22)	70
7	Darrell Richardson (1991-92)	65
	Haden Tobola (2015-18)	65
9	Wes Hansen (1976-79)	62
10	Mike Ruff (1994-96)	55
	<b>Tim Horn (2022-present)</b>	<b>50</b>

\*) - PAT attempts unavailable. PATs Made Only included.

### PATs MADE CAREER

1	Clark Fangmeier (2006-09)	179
4	Derek Crabtree (1998-2001)	86
5	Froggy Williams (1946-49)	75
6	Christian VanSickle (2021-22)	68
7	Darrell Richardson (1991-92)	62
8	Haden Tabola (2015-18)	61
9	Wes Hansen (1976-79)	58
10	Mike Ruff (1994-96)	55
	<b>Tim Horn (2022-present)</b>	<b>50</b>

### PUNT RETURNS CAREER

1	Huey Keeney (1945-48)	81
4	Michael Perry (1995-98)	47
5	<b>Sean Fresch (2020-present)</b>	<b>44</b>

### YARDS CAREER

1	Horton Nesrsta (1951-53)	893
	Huey Keeney (1945-48)	893
3	Michael Perry (1995-98)	501
4	David Ferguson (1963-65)	487
5	Bruce Henley (1971-73)	442
	<b>Sean Fresch (2020-present)</b>	<b>402</b>

### GAMES PLAYED CAREER

1.	Clay Servin (2018-2023)	56
2.	Gabe Baker (2011-14)	55
	Shea Baker (2017-22)	55
4	<b>Josh Percy (2019-present)</b>	<b>53</b>

**CAREER VS. UCONN**

**OFFENSE**

Passing	ATT	COM	YDS	TD
none				

Rushing	ATT	YDS	AVG	TD
Dean Connors	7	42	6.0	0
Quinton Jackson	1	11	11.0	0

Receiving	NO	YDS	AVG	TD
Dean Connors	7	88	12.6	0
Kobie Campbell	1	12	12.0	0
Braylen Walker	2	10	5.0	0
Quinton Jackson	1	8	8.0	0

DEFENSE	TACKLES	TFL	SACK	INT	PBU
Myron Morrison	5-1-6				
Gabriel Taylor	2-1-3				1
Tyson Flowers	0-2-2				
Blake Boenisch	0-2-2				
Josh Percy	1-0-1				
Max Ahoia	1-0-1				
Izeya Floyd	0-1-1				



**THE WIZARD OF BOZ**

Chris Boswell scored eight points in Pittsburgh's 20-10 win over the Los Angeles Chargers on 10/22, allowing him to become the 67th player in NFL history to surpass 1,000 points in his career. He ranks second in Steelers' history in points (1,040) and field goals (250). He owns franchise records with 25 consecutive field goals made (2019-20) and career field goals of 50+ yards (34), and he has the eight longest field goals in Steelers' history. His 81.0 field goal percentage on field goal attempts of 50+ yards is the best in the NFL since the 1970 AFL-NFL merger (min. 30 field goal attempts of 50 yards).

Peter Warwick (Florida State) and Ryan Yarbrough (Wyoming).

Although lightly recruited out of high school and signing with a school known for its triple-option ground attack, Dillard thrived in the switch to a spread attack in his sophomore season and went on to set NCAA career records for most touchdown receptions (60) and games with a touchdown catch (38).

Also of note:

- During a breakout sophomore season, he set NCAA single-season records for both games and consecutive games with a touchdown reception (13), despite playing with three different quarterbacks.
- He was named a Biletnikoff Award finalist while leading the Owls to their first bowl berth in 45 years.
- He caught 21 touchdown passes as a sophomore and then added 20 as a senior, becoming the only player in NCAA history to twice catch at least 20 touchdowns in a season.
- He wrapped his career while leading the Owls to a 10-4 season capped by a win in the Texas Bowl—their first bowl win since 1954—and with virtually every school receiving record in his possession.
- He has held the NCAA career record for touchdown receptions for 16 years (2008 to present), the longest streak since Elmo Wright set the record with 34 in 1970 until it was broken in 1989.
- Dillard was the first Owl named to the Football Writers All-America team in 50 years in 2008.
- He was the first player from Rice to earn first-team All-Conference USA three times and set conference career marks for touchdown receptions and receiving yards (4,138). He was the 10th receiver in NCAA history to pass 4,000 yards receiving and the 13th player with four 1,000-yard seasons.
- Dillard caught at least two passes in each game of his career (49 games), the longest streak in NCAA history for players with multiple catches in every game of the streak. His 51 touchdown receptions from quarterback Chase Clement set the NCAA record for most touchdowns by a passing duo and the tandem added a 52nd in the Texas Bowl as Dillard threw a scoring pass to Clement. After three seasons in the NFL,
- Dillard retired and entered law school. He is currently Senior Counsel at Husch Blackwell, LLP, specializing in Business, Commercial & Construction Litigation.
- He was inducted into the Rice Athletics Hall of Fame in 2015 and was an inaugural member of the Conference USA Hall of Fame and the Texas Bowl Gridiron Legend in 2019.

**IN THE LEAGUE**

Luke McCaffrey became the first Owl to be taken in the NFL Draft since 2014 when Washington took him in the third round last April. Since 2015, Rice has seen 11 former players make their debuts as non-drafted free agents:

**RICE UFAs in the NFL Since 2015**

NAME	TEAM	YEAR
Chris Boswell	PIT	2015
Bryce Callahan	CHI	2015
Jordan Taylor	DEN	2016
Emmanuel Ellerbee	LAC	2018
Austin Walter	NYG	2019
Calvin Anderson	DEN	2020
Jack Fox	DET	2020
Myles Adams	SEA	2021
Nick Leverett	TB	2021
Austin Trammell	ATL	2021
Elijah Garcia	DEN	2022

**HIGH CEILING GUYS**

Of the 11 Rice UFAs who played in the NFL since 2021, Chris Boswell is the only one who came to Rice out of high school with more than two stars by any recruiting service (three stars by Rivals).

**BONUS BALL**


Rice is 8-9 all-time in overtime games, including a 4-4 mark on the road and a 4-5 mark at home. The Owls have won four of the last five road overtime games. Rice's first OT game came in 1998 when they beat SMU 23-17.

DATE	OPP	RESULT
9/5/98	SMU	W, 23-17
<b>9/2/00</b>	<b>Houston</b>	<b>W, 30-27</b>
10/20/01	Nevada	W 33-30
10/28/01	@LA Tech	L, 41-38
9/13/03	@Duke	L, 27-24
11/13/04	@UTEP	L, 35-28*
11/11/06	@Tulsa	W, 41-38*
9/22/12	Marshall	L, 54-51
10/5/13	@Tulsa	W, 30-27
11/21/13	@UAB	W, 37-34
9/24/16	North Texas	L, 42-35*
9/28/19	LA Tech	L, 23-20
10/24/20	Middle Tennessee	L, 34-40*
10/30/21	North Texas	L, 30-24
11/6/21	@Charlotte	L, 31-24
10/22/22	@LA Tech	W, 42-41
<b>9/9/23</b>	<b>Houston</b>	<b>W, 43-41*</b>

\*Two Overtimes



# OWLS IN THE NFL ACTIVE ROSTER




**DT Myles Adams (Seattle Seahawks)** Undrafted free agent

Year	Team	G	GS	UA	AT	Total	SACK	INT	PD	FF	FR	
2020	SEA	Practice Squad										
2021	SEA	2	0	0	5	5	0	0	0	0	0	
2022	SEA	10	0	6	10	16	0	0	0	0	0	
2023	SEA	11	1	2	4	6	1	0	0	0	0	
2024	SEA	3	0	1	2	2	0	0	0	0	0	
<b>Career</b>		<b>26</b>	<b>1</b>	<b>9</b>	<b>21</b>	<b>30</b>	<b>1</b>	<b>0</b>	<b>0</b>	<b>0</b>	<b>0</b>	



**OT Calvin Anderson (Pittsburgh Steelers)** Undrafted free agent


Year	Team	G	GS
2019	DEN		
2020	DEN	16	2
2021	DEN	11	3
2022	DEN	14	7
2023	NE	5	2
2024	PIT	2	
<b>Career</b>		<b>48</b>	<b>14</b>



**K Chris Boswell (Pittsburgh Steelers)** Undrafted free agent

Year	Team	G	FGM	FGA	Pct.	Lng	XPM	XPA	Pct.	Points	KO	Avg	TB
2015	PIT	12	29	32	90.6	51	26	27	96.3	113	7	63.7	26
2016	PIT	15	21	25	84.0	49	36	36	100.0	99	80	63.1	49
2017	PIT	16	38	53	92.1	53	37	39	94.9	142	90	63.6	46
2018	PIT	15	13	20	65.0	50	43	48	89.6	82	81	62.9	50
2019	PIT	16	29	31	93.5	51	28	28	100.0	115	72	63.2	31
2020	PIT	13	19	20	95.0	59*	34	38	89.5	91	73	63.3	44
2021	PIT	17	36	40	90.0	56	27	29	93.1	135	86	63.5	40
2022	PIT	12	20	28	75.0	59*	18	18	100.0	87	50	61.4	21
2023	PIT	17	29	31	93.5	57	27	28	96.4	114	76	63.6	55
2024	PIT	7	19	20	95.0	57	14	14	100.0	71	38	65.0	27
<b>Career</b>		<b>140</b>	<b>250</b>	<b>285</b>	<b>87.7</b>	<b>59*</b>	<b>290</b>	<b>305</b>	<b>95.0</b>	<b>1040</b>	<b>720</b>	<b>63.0</b>	<b>389</b>

\*franchise record



**P Jack Fox (Detroit Lions)** Undrafted free agent

Year	Team	G	PUNTS	YDS	AVG	LONG	BLK	RET	I20	NET AVG
2020	DET	16	59	2,897	49.1	67	0	21	26	44.8
2021	DET	17	65	3,198	49.2	70	0	35	17	42.3
2022	DET	17	52	2,525	48.6	66	0	30	14	41.4
2023	DET	17	57	2,646	46.4	70	0	21	26	40.9
2024	DET	6	18	903	50.2	68	0	1	9	43.7
<b>Career</b>		<b>73</b>	<b>251</b>	<b>12,169</b>	<b>48.5</b>	<b>70</b>	<b>0</b>	<b>108</b>	<b>92</b>	<b>42.3</b>



**WR Luke McCaffrey (Washington Commanders)** 2024 Draft - Round 3, Pick 100

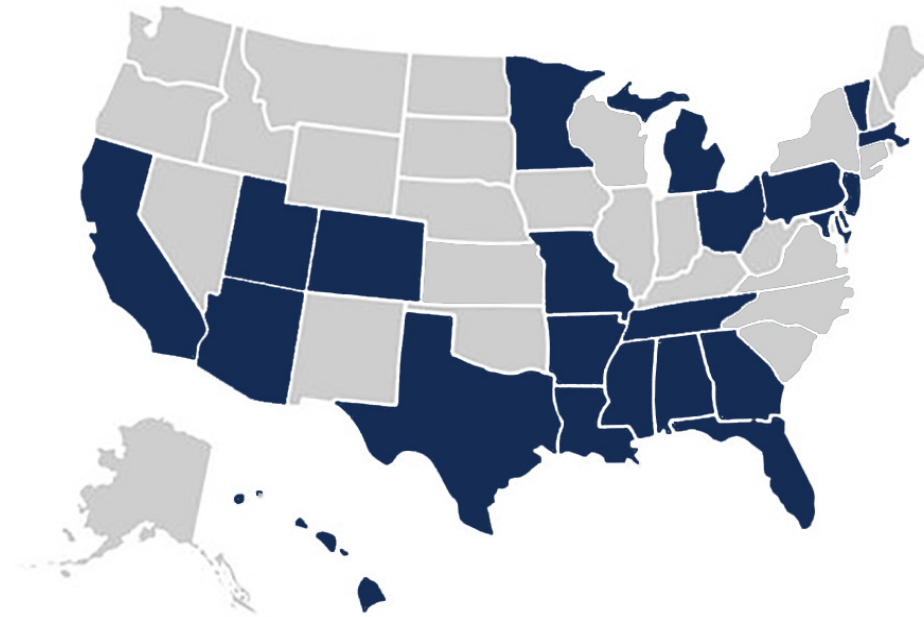
Year	Team	G	GS	REC	YDS	AVG	LONG	TD
2024	WAS	7	3	11	103	9.8	30	0
<b>Career</b>		<b>7</b>	<b>3</b>	<b>11</b>	<b>103</b>	<b>9.8</b>	<b>30</b>	<b>0</b>



## PRACTICE SQUAD

- DT Elijah Garcia (New York Giants) Undrafted free agent
- WR Austin Trammell (Jacksonville Jaguars) Undrafted free agent

## EXPANDING THE SEARCH



Mike Bloomgren and staff initiated a national recruiting focus when they arrived after the 2017 season. The Owls 2024 roster includes players from 22 states, compared with just five states on the roster of the team Bloomgren faced while with Stanford to open the 2017 season in Sydney, Australia.

The breakdown by state: Texas-58; California-11; Florida-6; New Jersey 5; Hawai'i 4; Alabama, Arkansas, Georgia & Tennessee, 3; Louisiana & Pennsylvania-2; Arizona, Colorado, Massachusetts Michigan, Minnesota, Mississippi, Missouri, Ohio, Utah, Vermont & Washington D.C.-1.

## COVERING THE OWLS

Members of the media should contact Chuck Pool, Rice's Assistant AD for Athletic Communications, to arrange player/coaches interviews as well as provide advance notice of intentions to cover practices.

Each Tuesday, head coach Mike Bloomgren along with selected players, meet with the media in person and also on Zoom. Coach Bloomgren addresses the media beginning at noon., followed by selected players. Members of the media may access game notes and additional information by visiting the football page on Rice's athletics web site, RiceOwls.com.

## COLLEGEPRESSBOX.COM

Collegepressbox is the official media website for Division I football. Access and download game notes, quotes, statistics, media guides, headshots, logos and more for all FBS schools, conferences, postseason games, awards and the College Football Playoff. For access, please register for an account at collegepressbox.com/register.

## RADIO COVERAGE

Rice football will be broadcast on an internet only platform, as will Mike Bloomgren's weekly show, available on the Rice mobile (App Store / Google Play).

Subscribers of the previous version of the app will be able to upgrade to the new version using the same links. The game will also be available on RiceOwls.com .

## 2024 GAME-BY-GAME STARTERS (BOLD-1ST CAREER STARTS)

### OFFENSE

Opponent	LT	LG	C	RG	RT	WR	WR	TE (*WR)	FB (*TE/WR)	RB	QB
Sam Houston	Onianwa	<b>Kropp</b>	<b>Stickle</b>	Long	Banks	<b>Dickmann</b>	<b>Sykes</b>	<b>B. Walker</b>	Groen	Connors	<b>Warner</b>
Texas Southern	Onianwa	<b>Lindberg</b>	Stickle	Long	Banks	Campbell	Sykes	B. Walker	Groen	Connors	Warner
at Houston	Onianwa	Lindberg	Stickle	Long	Banks	<b>Thompson</b>	Sykes	Mojarro	Groen	Connors	Warner
at Army West Point	Onianwa	Kropp	Stickle	Lindberg	Banks	Thompson	Sykes	Mojarro	Groen	Connors	Warner
Charlotte	Lindberg	Kropp	Stickle	<b>Norfleet</b>	Banks	Thompson	Sykes	Mojarro	Campbell	Connors	Warner
UTSA	Lindberg	Kropp	Stickle	Norfleet	Banks	Campbell	Sykes	Walker	Mojarro	Connors	Warner
at Tulane	Lindberg	Kropp	Stickle	Norfleet	Banks	Thompson	Sykes	Mojarro	Barnett	Connors	Warner
at Connecticut											
Navy											
at Memphis											
at UAB											
South Florida											

### DEFENSE

Opponent	DE	NT	DT	RUSH	LB	VIPER	LB	CB	CB	SS	FS
Sam Houston	<b>Looes</b>	Floyd	Boenisch	Pearcy	Arkansas	Wyatt	Morrison	Fresch	<b>Ahoia</b>	G. Taylor	Flowers
Texas Southern	Looes	Floyd	Boenisch	Pearcy	Awe	M. Williams	Morrison	Fresch	Ahoia	G. Taylor	Flowers
at Houston	Looes	Floyd	Boenisch	<b>Green</b>	Awe	Pearcy	<b>T. Morris</b>	Fresch	Ahoia	G. Taylor	Flowers
at Army West Point	Looes	Floyd	Boenisch	Pearcy	Awe	Morrison	Arkansas	Fresch	Ahoia	G. Taylor	Hook
Charlotte	Looes	Floyd	<b>Larbie</b>	Pearcy	Awe	Morrison	<b>Tita</b>	Fresch	Ahoia	G. Taylor	Hook
UTSA	Looes	Floyd	Larbie	Pearcy	Awe	Morrison	Tita	Fresch	Ahoia	G. Taylor	Flowers
at Tulane	Looes	Floyd	Boenisch	Pearcy	Awe	Morrison	Tita	Fresch	Ahoia	G. Taylor	Flowers
at Connecticut											
Navy											
at Memphis											
at UAB											
South Florida											

# GAME EIGHT - UCONN



2024 Roster Breakdown	
Class	Total
Graduates	15
Seniors	15
Juniors	29
Sophomores	27
Redshirt Freshmen	20
Freshmen	18
<b>Most Games Played</b>	<b>Total</b>
Tim Horn	53
Josh Percy	53
Chike Anigbogu	52
Myron Morrison	51
Izeya Floyd	48
Matt Sykes	47
Gabriel Taylor	47
Brant Banks	46
Sean Fresch	43
Kobie Cambell	42
Conor Hunt	38
Charlie Looes	37
Faybian Marks	37
Ethan Powell	36
<b>Most Games Started</b>	<b>Total</b>
Sean Fresch	38
Josh Percy	37
Izeya Floyd	35
Myron Morrison	34
Ethan Onianwa	29
Graham Walker	27
E.J. Warner	27
Charlie Looes	26
Tyson Thompson	23
Brant Banks	21
Chris Conti	21
Ethan Powell	21
Boden Groen	19
Matt Hall	18
<b>Consecutive Games Played</b>	<b>Total</b>
Chike Anigbogu	49
Charlie Looes	37
Brant Banks	36
Peyton Stevenson	33
Geron Hargon	31
Micah Barnett	30
Daveon Hook	26
Myron Morrison	25
Izeya Floyd	24
Graham Walker	22
Quinton Jackson	21
Dean Connors	20
Wyatt Freeman	20
Sean Fresch	20
<b>Consecutive Games Started</b>	<b>Total</b>
Izeya Floyd	22
Charlie Looes	22
Brant Banks	20
Sean Fresch	20
Josh Percy	11
E.J. Warner	11
Gabriel Taylor	10
Dean Connors	8
Max Ahoia	7
David Stickle	7
Matt Sykes	7

## CAREER GAMES/STARTED

Player	2019	2020	2021	2022	2023	2024	Total	Cons. Games	Cons. Starts
S Max Ahoia	-	-	-	-	9/0	7/7	16/7	7	7
RB Daelen Alexander	-	-	-	-	6/0	-	6/0	-	-
RB Michael Amico	-	-	-	-	1/0	-	1/0	-	-
S Chike Anigbogu	4/0	5/1	11/0	13/0	13/0	7/0	52/1	49	-
RB Taji Atkins	-	-	-	-	-	5/0	5/0	-	-
LB Andrew Awe	-	-	-	13/3	11/3	7/6	31/12	15	6
LB DJ Arkansas	-	-	1/0	1/0	14/1	6/2	21/3	2	-
P Alex Bacchetta	-	-	-	2/0*	-	7/0	9/0#	7	-
OL Brant Banks	1/0	4/0	9/1	12/0	13/13	7/7	46/21	36	20
FB Micah Barnett	-	-	-	10/0	13/1	7/1	30/2	30	1
LB Beau Barton	-	-	-	-	4/0	7/0	11/0	11	-
OL Brad Baur	-	-	-	1/0	2/1	4/0	7/1	2	-
LB Moh Bility	-	-	-	-	2/0	0/0	3/0	-	-
OL Blake Boenisch	-	-	2/0	13/2	13/0	6/5	34/8	2	1
LB Shepherd Bowling	-	-	-	-	6/0	1/0	7/0	-	-
S Chris Bruce	-	-	-	-	-	7/0	7/0	7	-
DE Jordan Campbell	-	-	-	-	10/0	-	10/0	-	-
RB Kobie Campbell	-	5/0	8/0	11/4	11/5	7/3	42/12	15	-
OL Spencer Cassell	-	-	3/0*	10/0*	10/10*	3/0	25/10#	-	-
OL Miguel Cedeno	-	-	-	3/0	10/1	-	13/1	-	-
WR Thai Chiaokhiao-Bowman	-	-	-	12/0*	2/0*	-	14/0#	-	-
CB JC Clark	-	-	-	-	1/0	6/0	7/0	1	-
DL Aquantis Clemmons	-	-	-	-	2/0	4/0	6/0	1	-
DS Colby Connell	-	-	-	-	-	1/0	1/0	-	-
RB Dean Connors	-	-	-	12/0	13/4	7/7	32/11	20	8
LB Chris Conti	4/0*	5/0*	3/0*	13/12	8/8	-	33/21#	-	-
DE Michael Daley	-	-	-	-	5/0*	6/0	11/0#	2	-
QB Drew Devillier	-	-	-	-	-	2/0	2/0	-	-
WR Drayden Dickmann	-	-	-	-	1/0	7/1	8/1	7	-
S Ephraim Dotson	-	-	-	-	-	1/0	1/0	-	-
S Christian Edgar	-	-	-	-	8/0	7/0	15/0	11	-
TE James Falk	-	-	-	-	-	2/0	2/0	-	-
OL Peyton Farmer	-	-	-	-	1/0	4/0	5/0	-	-
OL Netane Fehoko	-	-	-	-	3/0	3/0	6/0	-	-
S Tyson Flowers	-	-	-	3/0	11/2	5/5	19/7	2	2
OL Izeya Floyd	3/0	3/2	12/3	12/10	13/13	7/7	48/35	24	22
RB Christian Francisco	-	-	-	-	8/0	6/0	14/0	-	-
DS Wyatt Freeman	-	-	-	-	13/0	7/0	20/0	20	-
DB Sean Fresch	-	2/2	12/7	9/9	13/13	7/7	43/38	20	20
FB Colin Giffen	-	-	-	-	10/0	1/0	11/0	-	-
K Enock Gota	-	-	-	-	9/0	7/0	16/0	16	-
DL Demone Green	-	-	-	2/0	13/0	3/1	18/1	-	-
TE Boden Groen	-	-	-	12/4	13/11	4/4	29/19	-	-
TE Matt Hall	-	4/0*	12/7*	11/10*	5/0	-	32/18#	-	-
LB Geron Hargon	-	-	1/0	12/0	13/0	7/0	33/0	31	-
DL Jalen Hargrove	-	-	-	-	9/0	5/0	14/0	-	-
TE Jaggard Hebeisen	-	-	-	10/0	4/0	3/0	17/0	2	-
S Daveon Hook	-	-	-	8/0	13/1	7/2	28/3	26	-
K Tim Horn	13/0	4/0	4/0	13/0	13/0	6/0	53/0	4	-
P/K Conor Hunt	-	-	10/0	13/0	13/0	2/0	38/0	2	-
WR Shawn Irwin	-	-	-	-	-	1/0	1/0	-	-
QB Shawqi Itraish	-	-	-	3/0	3/0	-	6/0	-	-
RB Quinton Jackson	-	-	-	1/0	13/0	7/0	21/0	21	-
CB Jonathan Jean	-	-	-	9/0	11/9	4/0	24/9	-	-
QB Chase Jenkins	-	-	-	-	5/0	1/0	6/0	-	-
QB JoVoni Johnson-McCray	4/1	4/2	-	1/0	8/1	5/0	22/4	-	-
K/P Reese Keeney	-	-	-	-	-	7/0	7/0	7	-
LB Cooper King	-	-	-	-	-	2/0	2/0	-	-
OL Weston Kropp	-	-	-	2/0	5/0	7/3	14/3	7	-
DL Michael Larbie	-	-	5/0	7/0	12/0	7/2	31/2	15	-
OL Chad Lindberg	-	-	4/0*	6/0*	12/0*	6/6	28/6#	6	6
OL Charlie Looes	-	-	10/0*	10/9*	10/10*	7/7	37/26#	37	22
OL John Long	-	-	-	12/10	1/0	4/4	17/14	1	1
WR Rawson MacNeill	-	-	-	2/0	13/6	-	15/6	-	-
CB Faybian Marks	-	5/0*	10/7*	6/0*	11/0*	5/0	37/7#	5	-
OL Luke Miller	-	-	-	-	-	4/0	4/0	4	-
TE Elijah Mojarro	-	-	-	-	10/1	6/5	15/6	5	5
LB Elroyal Morris	-	-	-	3/0	4/0	7/0	14/0	7	-
LB Ty Morris	-	-	-	-	11/0	7/1	18/1	14	-
LB Myron Morrison	4/0	4/0	12/5	11/10	13/13	7/7	51/35	25	25
DL Joseph Mutombo	-	-	-	-	1/0	6/0	7/0	6	-
CB Lamont Narcisse	-	-	2/0	9/1	11/1	2/0	24/2	-	-
OL Luke Needham	-	-	-	-	-	3/0	3/0	-	-
DL Trace Norfleet	-	-	-	-	1/0	5/3	6/3	4	2
OL Chibby Nwajuaku	-	-	-	1/0	2/0	3/0	6/0	1	1
S Ashton Ojiaku	-	-	-	-	-	5/0	5/0	2	-
OL Ethan Onianwa	-	-	3/0	13/12	13/13	4/4	33/29	-	-
QB AJ Padgett	-	-	-	3/2	6/4	-	9/5	-	-
LB Josh Percy	4/0	5/1	12/5	13/13	12/12	7/7	53/38	11	11
TE Ethan Powell	-	5/4	10/9	10/8	7/0	4/0	36/21#	-	-
WR Landon Ranson-Goelz	-	-	-	-	13/7	-	13/7	-	-
LB Kenny Seymour, Jr.	-	-	5/0	10/0	13/0	-	28/0	-	-
DE Alex Scherle	-	-	-	-	-	2/0	2/0	1	-
DB AJ Stephens	-	-	-	-	-	2/0	2/0	-	-
CB Peyton Stevenson	-	-	-	13/0	13/0	7/0	33/0	33	-
OL David Stickle	-	-	1/0*	7/0*	6/0*	7/7	21/7#	8	7
WR Matt Sykes	-	6/2*	11/2*	13/0*	10/0	7/7	47/11#	14	7
LB Chali Taylor	-	-	-	-	-	1/0	1/0	-	-
S Gabriel Taylor	-	5/1	10/6	13/13	12/12	7/7	47/38	10	10
WR Tyson Thompson	-	4/0	10/9	9/0	-	7/4	30/13	7	1
LB Blaise Tita	-	-	-	8/3*	-	7/3	15/6*	7	3
OL Patrick Valent	-	-	-	-	1/0	3/0	4/0	3	-
WR Braylen Walker	-	-	-	2/0	12/0	7/3	21/3	8	-
WR Graham Walker	-	-	10/10*	7/6*	10/10*	7/0	34/26#	22	-
QB E.J. Warner	-	-	-	11/10*	10/10*	7/7	28/27#	11	11
CB Jeremiah Williams	-	-	-	-	1/0	-	1/0	-	-
S Joshua Williams	-	-	-	-	11/0	1/0	12/0	-	-
WR Justin Williams, Jr.	-	-	-	-	1/0	1/0	2/0	-	-
S Marcus Williams	-	-	-	9/0	6/2	3/1	18/3	-	-
S Plae Wyatt	-	2/0	12/0	4/0	13/13	1/1	30/14	-	-

\*Previous School

# THE LAST TIME IT HAPPENED

TEAM	Rice	Opponent
Scored 30-39 Points	11/4/23, vs. SMU (31)	9/21/24 at Army West Point (37)
Scored 40-49 Points	10/19/23, at Tulsa (42)	12/26/23 vs. Texas State (45)
Scored 50-59 Points	9/16/23, vs. Texas Southern (59)	10/29/22, at Charlotte (56)
Scored 60-69 Points	9/7/24, vs. Texas Southern (69)	9/3/22, at USC (66)
Scored 70-79 Points	9/27/08, vs. North Texas (77)	9/26/15, at Baylor (70)
Recorded a Shutout	12/5/20, at Marshall (20-0)	10/16/21, at UTSA (45-0)
Recorded a Safety	9/8/18, at Hawai'i	9/21/24, at Army West Point
Rushed for 400+ Yards	9/5/15, vs. Wagner (401)	9/18/21, at Texas (427)
Rushed for 300-399 Yards	9/7/24, vs. Texas Southern (329)	12/17/22 vs. Southern Miss (361)
Rushed for Less than 50 Yards	10/12/24, vs. UTSA (42)	9/7/24, vs. Texas Southern (38)
Passed for 400+ Yards	9/23/23, at USF (432)	9/23/23, at USF (435)
Passed for 300-399 Yards	10/12/24, vs. UTSA (347)	9/2/23, at Texas (300)
Passed for less than 50 yards	10/16/21, at UTSA (36)	9/7/24, vs. Texas Southern (49)
Gained More Than 500 Yards Total Offense	9/7/24, vs. Texas Southern (533)	9/23/23, at USF (597)
Recorded 25 or More First Downs	11/25/23, vs. Florida Atlantic (32)	11/40/23, vs. SMU (28)
Penalized for 100 Yards	11/4/23, vs. SMU (120)	10/12/24, vs. UTSA (146)
Defense Intercepted 3 Passes	11/27/21, vs. Louisiana Tech (3)	10/19/24, at Tulane (3)
Overcame Halftime Deficit to Win	10/12/24, vs. UTSA (Trailed 10-9, won 29-27)	9/28/24, vs. Charlotte (Trailed 10-0, won 21-20)
Win Despite Trailing After Third Quarter	10/12/24, vs. UTSA (Trailed 27-23, won 29-27)	10/15/22, at FAU (Trailed 14-10, won 17-14)
Won Game on Final Play	9/9/23, vs. Houston (D. Smith 2pt try failed, end of OT)	10/30/21 vs. North Texas (A. Adeyi 1-yd. run, OT)

INDIVIDUAL	Rice	Opponent
75+ Yard Run	11/24/18, J. Otoviano vs. Old Dominion (80)	11/25/23, K. Lewis, Florida Atlantic (75)
100-199 Yards Rushing	9/28/24, D. Connors vs. Charlotte (121)	10/19/24, M. Hughes, Tulane (14)
200+ Yards Rushing	11/24/18, J. Otoviano vs. Old Dominion (224)	12/17/22, F. Gore, Southern Miss (331)
Three Rushing TDs	9/7/24, D. Connors vs. Texas Southern (3)	9/21/24, B. Daily, Army West Point (3)
Four Rushing TDs	9/25/21, J. Myers vs. Texas Southern (4)	10/8/09, R. Dobbs, Navy (4)
80+ Yard Pass Completion	9/23/23, J Daniels to Dean Connors (80)	10/13/18, A. Erdelyi to X. Ubosi, UAB (95)
300+ Yards Passing	10/12/24, E. Warner vs. UTSA (347)	11/12/22, A. Reed, WKU (377)
20 Pass Completions	10/128/24, E. Warner at Tulane (26)	10/28/23, M. Pratt, Tulane (22)
Four+ Passing TDs	9/16/23, J. Daniels vs. Texas Southern (4)	10/29/22, C. Reynolds, Charlotte (5)
300+ Yards Total Offense	10/12/24, E. Warner vs. UTSA (349)	11/4/23, P. Stone, SMU (305)
Scored Five TDs	11/16/13, C. Ross vs. LA Tech (5)	9/20/14, T. Heinicke, Old Dominion (6)
10 Receptions	11/25/23, L. McCaffrey vs. Florida Atlantic (12)	11/20/21, J. Cowing, UTEP (11)
100-149 Receiving Yards	10/19/24, K. Campbell at Tulane (100)	9/9/23, S. Brown, Houston (138)
150+ Receiving Yards	9/23/23, L. McCaffrey at USF (199)	11/20/21, J. Cowing, UTEP (170)
Three Receiving TDs	10/31/20, A. Trammell at Southern Miss (3)	10/29/22, E. Spencer, Charlotte (3)
50+ Yard Field Goal	11/17/18, H. Tobola at LSU (51)	8/31/24, C. Pavon, Sam Houston (52)
Made Three Field Goals	11/3/22, C. VanSickle vs. UTEP (3)	11/4/23, C. Rogers, SMU (3)
70+ Yard Punt	10/27/18, J. Fox at North Texas (76)	8/31/13, D. Kaser, Texas A&M (76)
Returned Kickoff for TD	11/30/12, J. Eddington at UTEP (97)	10/2/21, C. Harrell, Southern Miss (95)
Returned Punt for TD	11/8/97, L. McCalla vs. TCU (84)	9/14/24, M. Mews, Houston (75)
Returned Blocked Punt for TD	11/4/23, C. Anigbogu, SMU (15)	10/13/18, C. Biles, UAB (0)
Blocked Punt	11/4/23, P. Stevenson, SMU	9/28/24, H. Wilson, Charlotte
Returned Interception for TD	9/7/24, T. Flowers (34) vs. Texas Southern	8/31/24, D. Fisher, Sam Houston (30)
Returned Fumble for TD	10/1/22, T. Chamberlain vs. UAB (4 yds.)	10/19/24, S. Howard, Tulane (15 yds.)
Blocked a Field Goal	11/26/22, K. Seymour Jr. at North Texas	9/21/24, E. Modozie, Army West Point
Returned Blocked Field Goal for TD	9/21/13, A. Lyons vs. Houston (62)	11/19/16, K. Beverly, UTEP (80)
PAT Returned for Two Points	10/29/16, C. Thomas at Louisiana Tech	10/22/16, T. Single, Prairie View A&M
Blocked a PAT	10/7/23, P. Stevenson vs. UCONN	11/30/19, P. Amaewhule, UTEP



**300-YARD PASSING, 100-YARD RUSHING, 100-YARD RECEIVING GAMES  
(2005-PRESENT)**

**300-YARD PASSING GAMES**

541 Chase Clement vs. Tulsa	11/24/2007
444 Chase Clement vs. Southern Miss	10/18/2008
432 JT Daniels at USF	9/23/2023
407 Tyler Stehling vs. Prairie View A&M	10/22/2016
405 Nick Fanuzzi vs. UTEP	11/5/2011
401 JT Daniels vs. Houston	9/9/2023
395 Chase Clement vs. UTEP	11/3/2007
384 Chase Clement vs. Army	11/8/2008
381 Chase Clement vs. Houston	11/29/2008
380 Jake Constantine vs. WKU	11/13/2021
373 Driphus Jackson at North Texas	9/19/2015
372 Chase Clement at UTEP	11/1/2008
364 Chase Clement at SMU	11/10/2007
362 JT Daniels vs. UCONN	10/7/2023
359 Driphus Jackson at UTSA	11/21/2015
355 Chase Clement at Houston	10/13/2007
<b>347 E.J. Warner vs. UTSA</b>	<b>10/12/2024</b>
345 Chase Clement vs. Tulane	11/17/2007
342 JT Daniels at Tulsa	10/19/23
337 Driphus Jackson at Louisiana Tech	11/29/2014
334 TJ McMahon at Houston	9/24/2022
334 TJ McMahon vs. UTEP	11/3/2022
327 Mike Collins at North Texas	11/21/2020
321 Chase Clement at Tulsa	10/4/2008
318 Chase Clement at Memphis	9/6/2008
318 Driphus Jackson vs. Fresno State	12/24/2014
315 Chase Clement vs. Marshall	11/22/2008
314 Taylor McHargue vs. Marshall	9/22/2012
313 Wiley Green vs. UTEP	11/3/2018
307 Chase Clement vs. Western Michigan	12/30/2008
303 TJ McMahon vs. Louisiana	9/17/2022

**100-YARD RUSHING GAMES**

224 Juma Otoviano vs. Old Dominion	11/24/2018
215 Charles Ross vs. Louisiana Tech	11/16/2013
186 Ari Broussard at Charlotte	11/6/2021
183 Quinton Smith at UCF	10/21/2006
<b>184 Dean Connors at Charlotte</b>	<b>11/18/2023</b>
178 Sam McGuffie at Tulsa	11/6/2010
173 Emmanuel Esukpa vs. Prairie View A&M	8/25/2018
171 Quinton Smith at UTEP	11/4/2006
170 Tyler Smith at Houston	10/27/2011
167 Charles Ross at New Mexico State	10/19/2013
165 Justin Walter at Wake Forest	9/29/2018
160 Jordan Myers vs. Texas Southern	9/25/2021
157 Charles Ross vs. Kansas	9/14/2013
156 John Wall vs. Tulsa	11/12/2005
154 Quinton Smith vs. UTEP	10/29/2005
154 Charles Ross at UTEP	11/24/2012
153 Nahshon Ellerbe vs. Southern Miss	11/11/2017
153 Taylor McHargue vs. Marshall	9/22/2012
152 Charles Ross vs. UTEP	10/26/2013
150 Jowan Davis vs. Old Dominion	9/20/2014
149 Aston Walter at UTEP	11/30/2019
145 Tyler Smith vs. Tulane	11/19/2011
143 Quinton Smith vs. Tulane	11/12/2005
143 Jeremy Eddington vs. East Carolina	11/20/2010
141 Darik Dillard vs. Hawaii	10/4/2014
140 Turner Petersen at Houston	10/27/2011
136 Taylor Petersen vs. Southern Miss	10/27/2012
132 Samuel Stewart at Southern Miss	10/1/2016
131 Jowan Davis at Southern Miss	9/27/2014
130 Jowan Davis at UAB	11/21/2013
130 Samuel Stewart at Texas	9/12/2015
127 Tyler Smith vs. UTEP	11/21/2009
126 Darik Dillard vs. Baylor	9/16/2016

125 Quinton Smith at ECU	10/8/2005
124 Quinton Smith vs. Navy	10/22/2005
124 Chase Clement at SMU	11/10/2007
121 Jowan Davis vs. UTSA	11/8/2014
<b>121 Dean Connors vs. Charlotte</b>	<b>9/28/2024</b>
<b>120 Dean Connors at Tulsa</b>	<b>10/19/2023</b>
117 Charles Ross vs. UTSA	10/13/2012
116 Charles Ross at Louisiana Tech	9/15/2012
116 Samuel Stewart vs. Prairie View A&M	10/22/2016
115 Quinton Smith vs. ECU	11/18/2006
114 Sam McGuffie vs. East Carolina	11/20/2010
113 Tyler Smith at Houston	11/28/2009
<b>113 Dean Connors vs. Texas Southern</b>	<b>9/7/2024</b>
112 Quinton Smith at Houston	11/26/2005
112 Aston Walter vs. Louisiana Tech	9/28/2019
111 C.J. Ugokwe at Tulane	10/25/2008
111 Juma Otoviano at Southern Miss	10/31/2020
110 C.J. Ugokwe vs. Houston	11/29/2008
109 Charles Ross vs. Marshall	12/7/2013
109 Aston Walter at UTSA	10/19/2019
108 Joel Armstong vs. UCF	11/19/2005
108 Quinton Smith vs. Houston	9/2/2006
107 Charles Ross at Texas A&M	8/31/2013
107 Austin Walter vs. Wagner	9/5/2015
106 Darik Dillard at Florida Atlantic	10/10/2015
106 Aston Walter at Middle Tennessee	11/16/2019
105 Charles Ross at Houston	11/28/2009
104 Quinton Smith at Florida State	9/23/2006
104 Emmanuel Esukpa at Hawai'i	9/8/2018
103 Chase Clement vs. UTEP	11/3/2007
103 C.J. Ugokwe at UTEP	11/1/2008
103 Jeremy Eddington at Tulane	11/13/2010
103 Nahshon Ellerbe at Army West Point	8/30/2019
102 Luke Turner at Tulsa	10/20/2012
102 Jowan Davis at North Texas	9/19/2015
102 Aston Walter at UAB	10/5/2019
101 Charles Ross at North Texas	10/31/2013
100 Justin Hill at Southern Miss	10/3/2007

**100-YARD RECEIVING GAMES**

208 James Casey at Memphis	9/6/2008
199 Luke McCaffrey at USF	9/23/2023
185 Jordan Taylor vs. UTEP	10/26/2013
172 James Casey vs. Houston	11/29/2008
171 Jarett Dillard at Army	9/30/2006
171 Luke McCaffrey at Louisiana Tech	10/22/2022
168 Jarett Dillard vs. UTEP	11/3/2007
163 Dennis Parks at North Texas	9/19/2015
158 Jarett Dillard at Texas	9/20/2008
158 Toren Dixon vs. Tulane	11/14/2009
157 Vance McDonald vs. UTEP	11/5/2011
153 Jordan Taylor vs. Air Force	12/29/2012
150 Mario Hull vs. UTEP	11/21/2014
145 Jarett Dillard vs. SMU	11/25/2006
144 Jarett Dillard vs. Army	11/8/2008
143 Temi Alaka vs. Prairie View A&M	10/22/2016
143 Austin Trammell at Southern Miss	10/31/2020
143 Jake Bailey vs. North Texas	10/30/2021
143 Jake Bailey at Charlotte	11/6/2021
142 Jarett Dillard at Tulsa	10/4/2008
142 James Casey at UTEP	11/1/2008
142 Bradley Rozner vs. UTEP	11/3/2022
141 Jarett Dillard vs. Southern Miss	10/18/2008
141 Luke McCaffrey vs. Florida Atlantic	11/25/2023
138 Nate German at UTSA	11/21/2015
138 Bradley Rozner at UTSA	10/19/2019
137 Jarett Dillard at Tulsa	11/11/2006
137 Jordan Taylor vs. North Texas	10/25/2014
136 Jordan Taylor at Louisiana Tech	11/29/2014

135 Bradley Rozner at Florida Atlantic	10/15/2022
133 Jarett Dillard at Houston	10/13/2007
133 August Pitre III vs. WKU	11/13/2021
131 Jordan Taylor vs. Marshall	12/7/2013
130 Bradley Rozner at Middle Tennessee	11/16/2019
128 Jarett Dillard at SMU	11/10/2007
123 Bradley Rozner at Houston	9/24/2022
121 Luke McCaffrey at Houston	9/24/2022
120 James Casey at Tulsa	10/4/2008
120 Corbin Smiter vs. Marshall	11/22/2008
120 Toren Dixon at Oklahoma State	9/19/2009
120 Zach Wright vs. North Texas	9/24/2016
119 Sam McGuffie vs. Houston	9/29/2012
116 Zach Wright at UTEP	11/6/2015
116 Austin Trammell at North Texas	11/21/2020
115 James Casey at Vanderbilt	9/13/2008
115 Toren Dixon at East Carolina	10/17/2009
115 Jordan Taylor at FIU	11/1/2014
114 Jarett Dillard vs. North Texas	9/27/2008
114 Toren Dixon vs. Southern Miss	10/18/2008
113 Jarett Dillard vs. Florida State	9/23/2006
113 James Casey vs. Tulane	11/17/2007
113 James Casey vs. Southern Miss	10/18/2008
113 Austin Trammell at UAB	10/5/2019
112 James Casey vs. Western Michigan	12/30/2008
112 Austin Trammell vs. UTEP	11/3/2018
111 Jarett Dillard vs. UAB	10/14/2006
111 Zach Wright at Charlotte	11/12/2016
110 James Casey vs. Tulsa	11/24/2007
109 Joel Armstrong vs. Tulsa	11/24/2007
109 Sam McGuffie vs. Marshall	9/22/2012
109 Dennis Parks vs. Fresno State	12/24/2014
<b>109 Dean Connors vs. UTSA</b>	<b>10/12/2024</b>
108 Cedric Patterson III vs. Texas Southern	9/25/2021
108 August Pitre III at UAB	10/23/2021
105 Jarett Dillard at Vanderbilt	9/13/2008
105 Aaron Cephus at UTSA	10/21/2017
105 Luke McCaffrey vs. Louisiana	9/17/2022
105 Bradley Rozner vs. Charlotte	10/29/2022
104 Austin Walter vs. UTEP	11/3/2018
104 Corbin Smith vs. Army	11/8/2008
104 Luke Willson vs. Tulsa	10/22/2011
103 Vance McDonald at Tulane	11/13/2010
103 Jordan Taylor vs. Hawaii	10/4/2014
103 Bradley Rozner vs. Wake Forest	9/6/2019
102 Jarett Dillard at UCLA	9/9/2006
102 Turner Petersen vs. Houston	9/21/2013
101 Austin Walter at Louisiana Tech	11/10/2018
101 James Casey at Marshall	10/27/2007
101 Toren Dixon vs. North Texas	9/27/2008
101 Jordan Taylor at Kansas	9/8/2012
101 Bradley Rozner vs. McNeese	9/10/2022
100 Aaron Cephus at UAB	11/4/2017
100 Bradley Rozner vs. Baylor	9/21/2019
100 Luke McCaffrey vs. UCONN	10/7/2023
<b>100 Kobie Campbell at Tulane</b>	<b>10/19/2024</b>

**NUMERICAL ROSTER**

No.	Name	Pos.
0	Campbell, Jordan	DE
0	Connors, Dean	RB
1	Fresch, Sean	CB
1	Johnson-McCray, JoVoni	WR
2	Arkansas, DJ	LB
2	Campbell, Kobie	WR
3	Morris, Ty	LB
4	Giffen, Colin	FB
4	Williams, Marcus	S
5	Devillier, Drew	QB
5	Pearcy, Josh	OLB
6	Dickmann, Drayden	WR
6	Ojiaku, Ashton	S
7	Anigbogu, Chike	S
7	Mojarro, Elijah	TE
8	Mutombo, Joseph	DL
8	Sykes, Matt	WR
9	Jenkins, Chase	QB
9	Stevenson, Peyton	S
10	Bility, Moh	CB
10	Jackson, Quinton	RB
11	Conti, Chris	LB
11	Thompson, Tyson	WR
12	Padgett, AJ	QB
12	Williams, Joshua	S
13	Narcisse, Lamont	CB
13	Warner, E.J.	QB
14	Dotson, Ephraim	CB
14	Groen, Boden	TE
15	Horn, Tim	K
15	Itraish, Shawqi	QB
16	Nwajuaku, Chibby	DL
16	Walker, Graham	TE
17	Ahoia, Max	CB
17	Ransom-Goelz, Landon	WR
18	Carter, Owen	WR
18	Taylor, Chali	LB
19	Chiaokhiao-Bowman, Thai	WR
19	Williams, Jeremiah	CB
20	Alexander, Daelen	RB
20	Fletcher, Bailey	CB
21	Atkins, Taji	RB
21	Clark, Jamarion	CB
22	Guillo, Ryan	WR
22	Jean, Jonathan	CB
23	Hunt, Conor	P
23	Marks, Faybian	CB
24	DeBose IV, Larry	RB
24	Ellison, Jabari	S
25	Phillips, Rhys	FB/HB
25	Stephens, AJ	DB
26	Francisco, Christian	RB
26	Taylor, Gabriel	S
27	Awe, Andrew	LB
28	Gota, Enock	K
28	Johnson, Lavonte	S
29	Hook, Daveon	S
30	Keeney, Reese	K/P
30	Morris, Elroyal	DL
31	Flowers, Tyson	S

**ALPHABETICAL ROSTER**

No.	Name	Ht	Wt	Pos	Cl/Exp	Hometown/Previous School
17	Ahoia, Max	CB	5-11	175	SR-1L	La Miranda, Calif./Fullerton College
20	Alexander, Daelen	RB	5-9	210	SO-1L	Pflugerville, Texas/Weiss
35	Amico, Michael	RB	5-8	186	RS SO	Katy, Texas/Seven Lakes
7	Anigbogu, Chike	S	5-10	205	GR-4L	Missouri City, Texas/Ridge Point
2	Arkansas, DJ	LB	6-2	207	RS JR-2L	Denton, Texas/Ryan
21	Atkins, Taji	RB	5-7	175	FR-HS	Houston, Texas/Westfield
27	Awe, Andrew	LB	6-2	237	RS JR-3L	Mansfield, Texas/Mansfield Lake Ridge
91	Bacchetta, Alex	P	6-2	200	RS SO-TR	Atlanta, Ga./Penn State
77	Banks, Brant	OL	6-7	325	GR-1L	Houston, Texas/Nebraska
49	Barnett, Micah	FB	6-1	240	JR-2L	Dickinson, Texas/Dickinson
54	Barton, Beau	LB	6-3	197	RS SO	Van, Texas/Van
74	Baur, Brad	OL	6-5	285	RS SO-1L	Rocklin, Calif./Rocklin
10	Bility, Moh	CB	6-0	176	RS SO-1L	Dallas, Texas/North Texas
34	Blanton, Kaleb	LB	6-1	212	FR-HS	Manvel, Texas/Manvel
56	Bledsoe, Nate	OL	6-3	300	RS FR	Collierville, Tenn./Briarcrest Christian
75	Boenisch, Blake	DL	6-3	330	RS JR-2L	Needville, Texas/Needville
38	Bowling, Shepherd	OLB	6-0	210	RS JR-1L	Katy, Texas/Army
51	Broughman, Ethan	LB	6-2	230	RS FR	Dana Point, Calif./Dana Hills
43	Bruce, Chris	S	6-2	185	RS FR	Buda, Texas/Jack C. Hays
0	Campbell, Jordan	DE	6-3	250	SR-1L	Middlesex, N.J./Nassau CC
2	Campbell, Kobie	WR	5-7	164	SR-4L	Missouri City, Texas/Hightower
18	Carter, Owen	WR	6-2	192	FR-HS	Cypress, Texas/Cy-Fair
73	Cassell, Spencer	OL	6-6	282	GR-TR	Hingham, Mass./Harvard
75	Cedeno, Miguel	OL	6-7	315	RS SO-1L	Davie, Fla./American Heritage
19	Chiaokhiao-Bowman, Thai	WR	6-0	200	SO-TR	Minneapolis, Minn./Florida
21	Clark, Jamarion	CB	6-0	170	SO-1L	Temple, Texas/Dallas South Oak Cliff
99	Clark-Jolivet, Chris	DL	6-1	319	SO-1L	Houston, Texas/Furr
57	Clemmons, Aquantis	DL	5-10	280	SO-1L	Columbus, Ga./Carver
45	Connell, Colby	DS	5-10	219	SO-1L	San Antonio, Texas/O'Connor
0	Connors, Dean	RB	6-2	205	SR-2L	Kamuela, Hi./Riverside CC
11	Conti, Chris	LB	6-2	234	RS SR-2L	Wycokoff, N.J./Rutgers
49	Daley, Michael	DE	6-2	235	RS JR-TR	Alpine, Utah/BYU
32	Day, Tyler	LB	6-1	221	FR-HS	Houston, Texas/St. Thomas
24	DeBose IV, Larry	RB	5-7	155	FR-HS	Conroe, Texas/Oak Ridge
5	Devillier, Drew	QB	6-5	212	FR-HS	Plano, Texas/East
6	Dickmann, Drayden	WR	5-11	178	RS FR	Georgetown, Texas/Georgetown
14	Dotson, Ephraim	CB	5-9	175	FR-HS	Missouri City, Texas/Hightower
89	Dragoo, Jake	WR	6-4	229	SO-1L	Highlands Ranch, Colo./Valor Christian
47	Edgar, Christian	S	6-2	190	RS SO-1L	Austin, Texas/Westlake
24	Ellison, Jabari	S	5-11	180	RS FR	Dickinson, Texas/Dickinson
86	Falk, James	TE	6-6	245	RS FR	Springfield, Pa./The Haverford School
58	Farmer, Peyton	OL	6-6	290	RS FR	Fresno, Texas/Ridge Point
55	Fehoko, Netane	OL	6-0	305	RS JR	Inglewood, Calif./College of San Mateo
20	Fletcher, Bailey	CB	5-11	185	FR-HS	San Antonio, Texas/Reagan
31	Flowers, Tyson	S	5-11	200	RS SO-1L	Fort Worth, Texas/Southwest Christian
50	Floyd, Izeya	DL	6-2	315	RS SR-4L	Frisco, Texas/Reedy
26	Francisco, Christian	RB	5-9	198	RS JR-2L	Rogers, Ark./Rogers
48	Freeman, Wyatt	DS	5-10	207	SO-1L	Bakersfield, Calif./Naval Academy Prep
1	Fresch, Sean	CB	5-8	177	SR-4L	Austin, Texas/Lyndon B. Johnson
4	Giffen, Colin	FB	6-0	250	RS JR-1L	Palo Alto, Calif./College of San Mateo
70	Gonzalez, Isaiah	OL	6-2	300	RS JR	Watsonville, Calif./City College of San Francisco
28	Gota, Enock	K	6-0	201	RS SO-1L	Houston, Texas/Dekaney
45	Green, Demone	DL	6-1	259	RS SO-1L	Houston, Texas/Heights
14	Groen, Boden	TE	6-3	237	SR-2L	Santa Ana, Calif./Mater Dei
22	Guillo, Ryan	WR	5-10	188	RS SO	Pearland, Texas/Dawson
82	Hall, Matt	TE	6-3	230	GR-1L	Columbia, Mo./Truman State
44	Hargon, Geron	FB	6-2	242	RS JR-3L	Shreveport, La./Captain Shreve
52	Hargrove, Jalen	DL	6-4	325	RS JR-2L	Patterson, N.J./Choate Rosemary Hall
88	Hebeisen, Jaggar	TE	6-4	239	RS JR-2L	Colleyville, Tenn./Heritage
29	Hook, Daveon	S	5-11	182	JR-2L	Cibolo, Texas/Steele
15	Horn, Tim	K	6-2	225	RS SR-2L	Honolulu, Hi./Washington
23	Hunt, Conor	P	5-11	188	5th-2L	Lihue, Hi./Georgetown
87	Irwin, Shawn	WR	6-0	200	FR-HS	Newhall, Calif./Hart
15	Itraish, Shawqi	QB	6-3	214	RS JR-2L	Bradenton, Fla./Braden River
10	Jackson, Quinton	RB	5-7	154	RS SO	Fort Worth, Texas/North Crowley
22	Jean, Jonathan	S	5-10	185	RS JR-2L	Lakeland, Fla./Victory Christian
71	Jeffcoat, Lane	OL	6-9	313	FR-HS	Centeron, Ark./Bentonville West

# GAME EIGHT - UCONN



## ALPHABETICAL ROSTER

No.	Name	Ht	Wt	Pos	Cl/Exp	Hometown/Previous School
9	Jenkins, Chase	QB	6-0	187	RS FR	Katy, Texas/Alief Taylor
28	Johnson, LaVonte	S	6-2	190	FR	Houston, Texas/North Shore
1	Johnson-McCray, JoVoni	WR	6-4	204	RS SR-4L	Conway, Ark./Conway
30	Keeney, Reese	K/P	5-11	180	RS FR	Knoxville, Tenn./Farragut
34	Kibbles, Trei	RB	5-7	170	FR-HS	Silsbee, Texas/Silsbee
42	King, Cooper	LB	5-10	223	RS FR	Stratford, Texas/Stratford
79	Kropp, Weston	OL	6-4	320	SR-1L	Biloxi, Miss./Jones College
74	Larbie, Michael	DT	6-0	280	GR-1L	Monroe, N.C./Duke
69	Lindberg, Chad	OL	6-6	325	GR-TR	League City, Texas/Georgia
76	Long, John	OL	6-4	342	RS JR-2L	Kempner, Texas/Lampasas
94	Looes, Charlie	DL	6-3	275	GR-TR	Hillsdale, N.J./Dartmouth
80	MacNeill, Rawson	WR	6-5	193	RS SO-1L	Marietta, Ga./George Walton
23	Marks, Faybian	CB	5-10	191	GR-TR	Richmond, Texas/Utah
68	McAlmont, Jabari	OL	6-5	315	FR-HS	Houston, Texas/Klein Cain
46	McMillan, Cade	S	5-10	180	FR-HS	Houston, Texas/Phillips Exeter Academy
53	Miller, Luke	OL	6-5	286	FR-HS	Round Rock, Texas/Round Rock
7	Mojarro, Elijah	TE	6-4	239	GR-1L	Orange, Calif./California
30	Morris, Elroyal	DL	6-3	305	RS JR-2L	Houston, Texas/Dekaney
3	Morris, Ty	LB	6-2	200	SO-1L	Houston, Texas/Dekaney
33	Morrison, Myron	LB	6-3	225	RS SR-4L	Humble, Texas/Atascocita
8	Mutombo, Joseph	DL	6-5	255	RS FR	Fort Worth, Texas/Keller Central
13	Narcisse, Lamont	CB	5-11	173	RS JR-3L	Pasadena, Calif./Calabasas
67	Needham, Luke	OL	6-5	310	RS FR	Germantown, Tenn./Houston HS
61	Norfleet, Trace	OL	6-0	285	RS SO	Lewisville, Texas/Prestonwood Christian
16	Nwajuaku, Chibby	DL	6-2	247	RS FR	Cypress, Texas/Cy Ranch
6	Ojiaku, Ashton	S	6-0	203	RS FR	Houston, Texas/Foster
78	Onianwa, Ethan	OL	6-6	340	RS JR-2L	Katy, Texas/Cinco Ranch
12	Padgett, AJ	QB	6-3	238	RS SO-1L	Frisco, Texas/Reedy
5	Pearcy, Josh	OLB	6-2	245	RS SR-4L	Moorestown, N.J./Moorestown
25	Phillips, Rhys	FB/HB	6-2	226	FR	Katy, Texas/Tompkins
84	Powell, Ethan	TE	6-5	230	GR-1L	Mason, Texas/Southwestern
17	Ransom-Goelz, Landon	WR	6-0	173	SO-1L	Trophy Club, Texas/Byron Nelson
83	Ranucci, Jackson	WR	5-11	172	FR-HS	Houston, Texas/Episcopal
97	Scherle, Alex	DE	6-5	245	RS SO	Rochester Hills, Mich./Notre Dame Prep
40	Seymour Jr., Kenny	LB	6-3	234	RS JR-2L	League City, Texas/Fort Bend Marshall
25	Stephens, AJ	DB	5-11	189	RS FR	Spring, Texas/Aldine MacArthur
9	Stevenson, Peyton	S	6-3	202	RS JR-2L	Demopolis, Ala./Demopolis
64	Stickle, David	OL	6-3	285	GR-TR	Pace, Fla./Florida State
8	Sykes, Matt	WR	6-4	215	GR-1L	Makakilo, Hi./UCLA
18	Taylor, Chali	LB	6-3	206	RS FR	Washington, D.C./Sidwell Friends
26	Taylor, Gabriel	S	5-10	193	SR-4L	Miami, Fla./Gulliver Prep
11	Thompson, Tyson	WR	5-9	191	RS JR-1L	Klein, Texas/Houston Baptist
56	Tita, Blaise	LB	6-1	210	JR-TR	Houston, Texas/Kilgore College
50	Valent, Patrick	OL	6-3	310	RS FR	Warren, Ohio/John F. Kennedy Catholic
81	Walker, Braylen	WR	5-10	172	RS SO-1L	Sulpher, La./Lake Charles College Prep
16	Walker, Graham	TE	6-3	215	GR-TR	Hinesburg, Vt./Brown
13	Warner, E.J.	QB	6-0	190	JR-TR	Phoenix, Ariz./Temple
19	Williams, Jeremiah	CB	5-10	157	RS SO	Dallas, Texas/Bishop Lynch
12	Williams, Joshua	S	6-1	202	RS JR-1L	Linden, Ala./Linden
85	Williams, Jr., Justin	WR	6-3	180	RS FR	Cypress, Texas/Aldine MacArthur
4	Williams, Marcus	S	5-11	195	RS JR-2L	Helena, Ala./Hoover
62	Witt, Cullen	OL	6-5	286	FR-HS	Houston, Texas/Episcopal
41	Wyatt, Plae	S	5-11	207	RS JR-3L	McKinney, Texas/McKinney Boyd

No.	Name	Pos.
32	Day, Tyler	LB
33	Morrison, Myron	LB
34	Blanton, Kaleb	LB
34	Kibbles, Trey	RB
35	Amico, Michael	RB
38	Bowling, Shepherd	OLB
40	Seymour Jr., Kenny	LB
41	Wyatt, Plae	S
42	King, Cooper	LB
43	Bruce, Chris	S
44	Hargon, Geron	FB
45	Connell, Colby	DS
45	Green, Demone	DL
46	McMillan, Cade	DB
47	Edgar, Christian	S
48	Freeman, Wyatt	DS
49	Barnett, Micah	FB
49	Daley, Michael	DE
50	Floyd, Izeya	DL
50	Valent, Patrick	OL
51	Broughman, Ethan	LB
52	Hargrove, Jalen	DL
52	Nutter, Braedon	OL
53	Miller, Luke	OL
54	Barton, Beau	LB
55	Fehoko, Netane	OL
56	Bledsoe, Nate	OL
56	Tita, Blaise	LB
57	Clemmons, Aquantis	DL
58	Farmer, Peyton	OL
61	Norfleet, Trace	OL
62	Witt, Cullen	OL
64	Stickle, David	OL
67	Needham, Luke	OL
68	McAlmont, Jabari	OL
69	Lindberg, Chad	OL
70	Gonzalez, Isaiah	OL
71	Jeffcoat, Lane	OL
73	Cassell, Spencer	OL
74	Baur, Brad	OL
74	Larbie, Michael	DT
75	Boenisch, Blake	DL
75	Cedeno, Miguel	OL
76	Long, John	OL
77	Banks, Brant	OL
78	Onianwa, Ethan	OL
79	Kropp, Weston	OL
80	MacNeill, Rawson	WR
81	Walker, Braylen	WR
82	Hall, Matt	TE
83	Ranucci, Jackson	WR
84	Powell, Ethan	TE
85	Williams, Jr., Justin	WR
86	Falk, James	TE
87	Irwin, Shawn	WR
88	Hebeisen, Jaggar	TE
89	Dragoo, Jake	WR
91	Bacchetta, Alex	P
94	Looes, Charlie	DL
97	Scherle, Alex	TE
99	Clark-Jolivet, Chris	DL

## PRONUNCIATIONS

No	Name	Pronunciation
17	Max Ahoia	Ah-hoy-ah
21	Taji Atkins	TAH-jee
20	Daelen Alexander	Day-len
7	Chike Anigbogou	Cheek-ay Anah-boh-goo
27	Andrew Awe	Awe-way
75	Blake Boenisch	Bane-ish
19	Thai Chiaokhiao-Bowman	Tye Jock-ee-oh
5	Drew Devillier	De-vill-ee-ay
14	Ephraim Dotson	Eph-reem
55	Netane Fehoko	Neh-tan-ay Feh-hoe-koe
50	Izeya Floyd	Eye-zay-ah
1	Sean Fresch	Fresh
14	Boden Groen	Grew-in
22	Ryan Guillo	Gwill-oh
44	Geron Hargon	Gare-in Hargin
88	Jagger Heibeisen	Jag-er Hee-ba-sen
15	Shawqui Itraish	Show-key Eye-traysh
1	JoVoni Johnson-McCray	Joe-Von-ee
74	Michael Larbie	Lar-bee
94	Charlie Looes	Lewis
7	Elijah Mojarro	Moe-har-oh
13	Lamont Narcisse	Nar-cess
16	Chibby Nwajuaku	Chib-ee New-ah-jew-ah-koo
78	Ethan Onianwa	Eee-than O-knee-on-wah
6	Ashton Ojiaku	Oh-gee-ah-koo
56	Blaise Tita	Tee-tah
5	Josh Pearcy	Pier-see
41	Plae Wyatt	Play

CAREER STATS

#17 CB MAX AHOIA

Table with 10 columns: YEAR, GP-GS, UT, AT, TOTAL, TFL, SACKS, FF, QBH, PBU. Rows for 2023, 2024, and Career totals.

#20 RB DAELEN ALEXANDER

Table with 7 columns: YEAR, GP-GS, RUSH, YDS, AVG, TD, LONG. Rows for 2023, 2024, and Career totals.

#7 S CHIKE ANIGBOGU

Table with 10 columns: YEAR, GP-GS, UT, AT, TOTAL, TFL, SACKS, FF, QBH, PBU. Rows for 2019-2024 and Career totals.

#2 LB DJ ARKANSAS

Table with 10 columns: YEAR, GP-GS, UT, AT, TOTAL, TFL, SACKS, FF, FR, QBH. Rows for 2021-2024 and Career totals.

#21 RB TAJI ATKINS

Table with 7 columns: YEAR, GP-GS, RUSH, YDS, AVG, TD, LONG. Rows for 2024 and Career totals.

#27 LB ANDREW AWE

Table with 10 columns: YEAR, GP-GS, UT, AT, TOTAL, TFL, SACKS, FF, FR, PBU. Rows for 2022-2024 and Career totals.

#91 P ALEX BACCHETTA

Table with 9 columns: YEAR, PUNTS, YDS, AVG, LONG, TB, FC, I20, 50+. Rows for 2022, 2024, and Career totals.

#75 DL BLAKE BOENISCH

Table with 10 columns: YEAR, GP-GS, UT, AT, TOTAL, TFL, SACKS, FF, FR, QBH. Rows for 2021-2024 and Career totals.

#0 DE JORDAN CAMPBELL

Table with 10 columns: YEAR, GP-GS, UT, AT, TOTAL, TFL, SACKS, FF, FR, QBH. Rows for 2023 and Career totals.

#2 WR KOBIE CAMPBELL

Table with 12 columns: YEAR, GP-GS, RUSH, YDS, AVG, TD, LG, REC, YDS, AVG, TD, LONG. Rows for 2020-2024 and Career totals.

#0 RB DEAN CONNORS

Table with 11 columns: YEAR, GP-GS, RUSH, YDS, AVG, TD, LG, REC, YDS, AVG, TD, LONG. Rows for 2022-2024 and Career totals.

#31 S TYSON FLOWERS

Table with 10 columns: YEAR, GP-GS, UT, AT, TOTAL, TFL, SACKS, FF, INT, PBU. Rows for 2022-2024 and Career totals.

#50 DL IZEYA FLOYD

Table with 10 columns: YEAR, GP-GS, UT, AT, TOTAL, TFL, SACKS, FF, FR, QBH. Rows for 2019-2024 and Career totals.

#1 CB SEAN FRESCH

Table with 10 columns: YEAR, GP-GS, UT, AT, TOTAL, TFL, SACKS, INT, FR, PBU. Rows for 2020-2024 and Career totals.

Table with 10 columns: YEAR, KR, YDS, AVG, TD, LG, PR, YDS, AVG, TD, LONG. Rows for 2020-2024 and Career totals.

Table with 10 columns: YEAR, KR, YDS, AVG, TD, LG, PR, YDS, AVG, TD, LONG. Rows for 2020-2024 and Career totals.

#28 K ENOCK GOTTA

Table with 7 columns: YEAR, FGM-A, PCT, BLK, LONG, PAT, PCT. Rows for 2023, 2024, and Career totals.

#45 DL DEMONE GREEN

Table with 10 columns: YEAR, GP-GS, UT, AT, TOTAL, TFL, SACKS, FF, QBH, PBU. Rows for 2022-2024 and Career totals.

#14 TE BODEN GROEN

Table with 7 columns: YEAR, GP-GS, REC, YDS, AVG, TD, LONG. Rows for 2022-2024 and Career totals.

#82 TE MATT HALL

Table with 7 columns: YEAR, GP-GS, REC, YDS, AVG, TD, LONG. Rows for 2020-2023 and Career totals.

#29 S DAVEON HOOK

Table with 10 columns: YEAR, GP-GS, UT, AT, TOTAL, TFL, SACKS, FF, FR, PBU. Rows for 2022-2024 and Career totals.

#15 K TIM HORN

Table with 7 columns: YEAR, FGM-A, PCT, BLK, LONG, PAT, PCT. Rows for 2019-2024 and Career totals.

#23 P CONOR HUNT

Table with 9 columns: YEAR, PUNTS, YDS, AVG, LONG, TB, FC, I20, 50+. Rows for 2021-2024 and Career totals.

# GAME EIGHT - UCONN



## CAREER STATS

### #10 RB QUINTON JACKSON

YEAR	GP-GS	RUSH	YDS	AVG	TD	LG	REC	YDS	AVG	TD	LONG
2022	1-0	3	15	5.0	0	11	2	54	27.0	0	34
2023	13-0	7	25	3.6	0	11	6	33	5.5	0	9
2024	7-0	25	99	4.0	0	29	4	33	8.3	1	15
<b>Career</b>	<b>20-0</b>	<b>35</b>	<b>139</b>	<b>4.0</b>	<b>0</b>	<b>29</b>	<b>12</b>	<b>120</b>	<b>10.0</b>	<b>1</b>	<b>34</b>

YEAR	KR	YDS	AVG	TD	LG
2022	0	0	0.0	0	0
2023	17	393	23.1	0	44
2024	11	257	23.4	0	34
<b>Career</b>	<b>28</b>	<b>650</b>	<b>23.2</b>	<b>0</b>	<b>44</b>

### #22 CB JONATHAN JEAN

YEAR	GP-GS	UT	AT	TOTAL	TFL	SACKS	INT	FF	PBU
2022	9-0	4	0	4	0.0-0	0.0-0	0	0	0
2023	11-9	30	11	41	3.0-7	1.0-5	0	1	3
2024	4-0	5	4	9	1.5-2	0.0-0	0	0	1
<b>Career</b>	<b>24-9</b>	<b>39</b>	<b>15</b>	<b>54</b>	<b>4.5-9</b>	<b>1.0-5</b>	<b>0</b>	<b>1</b>	<b>4</b>

### #1 WR JOVONI JOHNSON-MCCRAY

YEAR	GP-GS	RUSH	YDS	AVG	TD	LG	REC	YDS	AVG	TD	LONG
2019	4-1	27	159	5.9	2	26	0	0	0.0	0	0
2020	4-2	26	83	3.2	0	25	0	0	0.0	0	0
2022	2-0	0	0	0.0	0	0	0	0	0.0	0	0
2023	8-0	1	-4	-4.0	0	-4	3	54	16.0	0	23
2024	5-0	0	0	0.0	0	0	1	6	6.0	0	6
<b>Career</b>	<b>21-4</b>	<b>54</b>	<b>238</b>	<b>4.4</b>	<b>2</b>	<b>26</b>	<b>4</b>	<b>60</b>	<b>15.0</b>	<b>0</b>	<b>23</b>

### #74 DT MICHAEL LARBIE

YEAR	GP-GS	UT	AT	TOTAL	TFL	SACKS	FR	FF	PBU
2021	5-0	2	2	4	0.0-0	0.0-0	0	0	0
2022	7-0	1	6	7	1.0-3	0.5-2	0	0	0
2023	12-0	4	3	7	1.0-7	1.0-7	0	0	0
2024	7-2	4	9	13	5.5-19	3.5-16	0	0	1
<b>Career</b>	<b>29-2</b>	<b>11</b>	<b>20</b>	<b>31</b>	<b>7.5-29</b>	<b>5.0-25</b>	<b>0</b>	<b>0</b>	<b>1</b>

### #94 DL CHARLIE LOOES

YEAR	GP-GS	UT	AT	TOTAL	TFL	SACKS	FF	FR	QBH
2021	9-0	3	4	7	0.5-1	0.0-0	0	0	0
2022	10-9	22	20	42	5.0-18	2.0-9	0	1	0
2023	10-10	19	24	43	9.5-39	7.5-36	2	1	0
2024	7-7	13	17	30	5.0-18	1.5-8	0	0	0
<b>Career</b>	<b>36-26</b>	<b>57</b>	<b>65</b>	<b>122</b>	<b>20.0-76</b>	<b>11.0-53</b>	<b>2</b>	<b>2</b>	<b>0</b>

### #80 WR RAWSON MACNEILL

YEAR	GP-GS	REC	YDS	AVG	TD	LONG
2022	3-0	0	0	0.0	0	0
2023	13-6	26	379	14.6	2	38
<b>Career</b>	<b>16-6</b>	<b>26</b>	<b>379</b>	<b>14.6</b>	<b>2</b>	<b>38</b>

### #23 CB FAYBIAN MARKS

YEAR	GP-GS	UT	AT	TOTAL	TFL	SACKS	INT	FF	PBU
2020	5-0	2	3	5	0.0-0	0.0-0	1	0	2
2021	10-7	20	5	25	0.0-0	0.0-0	0	0	2
2022	6-0	1	0	1	0.0-0	0.0-0	0	0	0
2023	12-0	2	0	2	0.0-0	0.0-0	0	0	1
2024	5-0	3	1	4	0.0-0	0.0-0	0	0	1
<b>Career</b>	<b>38-7</b>	<b>28</b>	<b>9</b>	<b>37</b>	<b>0.0-0</b>	<b>0.0-0</b>	<b>1</b>	<b>0</b>	<b>6</b>

### #7 TE ELIJAH MOJARRO

YEAR	GP-GS	REC	YDS	AVG	TD	LONG
2019	1-0	0	0	0.0	0	0
2020	4-0	0	0	0.0	0	0
2021	11-0	3	12	4.0	0	7
2022	12-3	8	78	9.8	0	20
2023	10-0	5	52	10.4	0	19
2024	6-5	9	136	15.1	2	41
<b>Career</b>	<b>44-8</b>	<b>25</b>	<b>278</b>	<b>11.1</b>	<b>2</b>	<b>41</b>

### #3 LB TY MORRIS

YEAR	GP-GS	UT	AT	TOTAL	TFL	SACKS	FF	FR	PBU
2023	12-0	6	4	10	0.5-4	0.5-4	0	0	1
2024	7-1	17	20	37	4.5-28	2.0-22	0	0	0
<b>Career</b>	<b>19-1</b>	<b>23</b>	<b>24</b>	<b>47</b>	<b>5.0-32</b>	<b>2.5-26</b>	<b>0</b>	<b>0</b>	<b>1</b>

### #33 LB MYRON MORRISON

YEAR	GP-GS	UT	AT	TOTAL	TFL	SACKS	FF	FR	PBU
2019	4-0	0	1	1	0.0-0	0.0-0	0	0	0
2020	4-0	1	0	1	0.0-0	0.0-0	0	0	0
2021	12-5	11	22	33	2.0-2	0.0-0	1	0	2
2022	11-10	36	37	73	6.5-27	1.5-13	0	2	3
2023	13-13	36	44	80	2.5-9	1.0-4	1	1	0
2024	7-7	16	9	25	6.0-24	1.5-7	1	0	0
<b>Career</b>	<b>51-35</b>	<b>101</b>	<b>113</b>	<b>214</b>	<b>17.0-62</b>	<b>4.0-24</b>	<b>3</b>	<b>3</b>	<b>5</b>

### #13 CB LAMONT NARCISSE

YEAR	GP-GS	UT	AT	TOTAL	TFL	SACKS	INT	FR	PBU
2021	2-0	0	0	0	0.0-0	0.0-0	0	0	0
2022	11-0	6	4	10	0.0-0	0.0-0	0	0	2
2023	11-0	4	5	9	1.0-2	0.0-0	0	0	2
2024	2-0	2	1	3	0.0-0	0.0-0	0	0	0
<b>Career</b>	<b>26-0</b>	<b>12</b>	<b>10</b>	<b>22</b>	<b>1.0-2</b>	<b>0.0-0</b>	<b>0</b>	<b>0</b>	<b>4</b>

### #5 DE JOSH PEARCY

YEAR	GP-GS	UT	AT	TOTAL	TFL	SACKS	FF	INT	PBU
2019	4-0	0	0	0	0.0-0	0.0-0	0	0	0
2020	5-1	6	10	16	3.0-15	1.0-11	0	1	0
2021	12-5	23	35	58	7.5-25	4.5-16	1	0	0
2022	13-13	22	28	50	10.0-53	6.5-48	1	0	0
2023	12-12	28	16	44	7.0-20	1.0-7	1	0	1
2024	7-7	9	18	27	5.0-30	3.5-27	1	0	1
<b>Career</b>	<b>53-38</b>	<b>89</b>	<b>106</b>	<b>192</b>	<b>32.5-143</b>	<b>16.5-119</b>	<b>4</b>	<b>1</b>	<b>2</b>

### #40 LB KENNY SEYMOUR, JR.

YEAR	GP-GS	UT	AT	TOTAL	TFL	SACKS	FF	FR	QBH
2021	4-0	1	0	1	0.0-0	0.0-0	0	0	0
2022	11-0	2	4	6	1.0-6	1.0-6	1	0	0
2023	12-0	1	1	2	0.0-0	0.0-0	0	0	0
<b>Career</b>	<b>28-0</b>	<b>4</b>	<b>5</b>	<b>9</b>	<b>1.0-6</b>	<b>1.0-6</b>	<b>1</b>	<b>0</b>	<b>0</b>

### #8 WR MATT SYKES

YEAR	GP-GS	REC	YDS	AVG	TD	LONG
2020	6-2	3	24	8.0	0	13
2021	11-2	1	9	9.0	0	9
2022	13-0	6	86	14.3	1	27
2023	10-0	1	32	32.0	0	32
2024	7-7	38	452	11.9	3	34
<b>Career</b>	<b>47-11</b>	<b>49</b>	<b>603</b>	<b>12.3</b>	<b>4</b>	<b>34</b>

### #26 S GABRIEL TAYLOR

YEAR	GP-GS	UT	AT	TOTAL	TFL	SACKS	FF	INT	PBU
2020	5-1	4	1	5	0.0-0	0.0-0	0	0	0
2021	12-7	44	12	56	1.0-4	0.0-0	1	3	5
2022	13-13	39	21	60	1.0-3	0.0-0	2	2	6
2023	12-12	39	22	61	1.0-6	1.0-6	1	2	9
2024	7-7	16	18	34	4.0-17	1.0-6	0	0	3
<b>Career</b>	<b>49-40</b>	<b>142</b>	<b>72</b>	<b>216</b>	<b>7.0-30</b>	<b>2.0-12</b>	<b>4</b>	<b>7</b>	<b>22</b>

### #11 WR TYSON THOMPSON

YEAR	GP-GS	REC	YDS	AVG	TD	LONG
2020	4-0	4	38	9.5	0	17
2021	10-9	57	562	9.9	2	51
2022	9-0	0	0	0.0	0	0
2024	6-4	3	11	3.7	0	6
<b>Career</b>	<b>28-12</b>	<b>64</b>	<b>611</b>	<b>9.5</b>	<b>2</b>	<b>51</b>

### #56 LB BLAISE TITA

YEAR	GP-GS	UT	AT	TOTAL	TFL	SACKS	FF	INT	PBU
2022	8-3	14	10	24	4.5-17	1.0-0	1	0	1
2024	6-3	11	19	30	2.5-19	2.0-12	0	0	0
<b>Career</b>	<b>14-6</b>	<b>25</b>	<b>29</b>	<b>54</b>	<b>7.0-36</b>	<b>3.0-12</b>	<b>1</b>	<b>0</b>	<b>1</b>

### #81 WR BRAYLEN WALKER

YEAR	GP-GS	REC	YDS	AVG	TD	LONG
2022	2-0	4	77	19.3	1	48
2023	12-0	13	200	15.4	2	36
2024	7-3	14	143	10.2	1	26
<b>Career</b>	<b>21-3</b>	<b>31</b>	<b>420</b>	<b>13.5</b>	<b>4</b>	<b>48</b>

### #16 TE GRAHAM WALKER

YEAR	GP-GS	REC	YDS	AVG	TD	LONG
2021	10-10					

## CAREER HIGHS

**#17 CB MAX AHOIA**  
Tackles ..... 6 vs. Sam Houston (8/31/24)

**#20 RB DAELEN ALEXANDER**  
Rushes ..... 7 vs. Texas Southern (9/16/23)  
Rushing Yards ..... 23 vs. Texas Southern (9/16/23)  
Rushing TDs ..... 3 vs. Houston (9/9/23)

**#7 S CHIKE ANIGBOGU**  
Tackles ..... 5 at UTSA (11/11/23)  
Sacks ..... 1.0, 3x, last vs. UTSA (10/12/24)  
TFL ..... 1.0, 5x, last vs. UTSA (10/12/24)  
Forced Fumbles ..... 1, 2x, last vs. Texas Southern (9/16/23)

**#2 LB DJ ARKANSAS**  
Tackles ..... 6, 2x, last at Charlotte (11/18/23)  
Sacks ..... 1.0, 2x, last at Charlotte (11/18/23)  
TFL ..... 1.0, 3x, last at Charlotte (11/18/23)

**#21 RB TAJI ATKINS**  
Rushes ..... 11 vs. Texas Southern (9/7/24)  
Rushing Yards ..... 91 vs. Texas Southern (9/7/24)  
Rushing TDs ..... 2 vs. Texas Southern (9/7/24)  
Longest Rush ..... 33 vs. Texas Southern (9/7/24)

**#27 LB ANDREW AWE**  
Tackles ..... 8 vs. Charlotte (10/29/22)  
TFL ..... 1.0, 2x, last vs. Sam Houston (8/31/24)

**#91 P ALEX BACCHETTA**  
Punts ..... 10 at Houston (9/14/24)  
Longest Punt ..... 57 vs. UTSA (10/12/24)  
Punting Avg ..... 45.5 vs. UTSA (10/12/24)

**#75 DL BLAKE BOENISCH**  
Tackles ..... 6 at Houston (9/14/24)  
Sacks ..... 1.5 vs. McNeese (9/10/22)  
TFL ..... 1.5 vs. McNeese (9/10/22)

**#2 WR KOBIE CAMPBELL**  
Longest Rush ..... 40 vs. Texas Southern (9/7/24)  
Receptions ..... 7 at WKU (11/12/22)  
Receiving Yards ..... 100 at Tulane (10/19/24)  
Receiving TDs ..... 1, 2x, last vs. Sam Houston (8/31/24)  
Longest Reception ..... 70 vs. Texas Southern (9/16/23)

**#19 WR THAI CHIAOKHIAO-BOWMAN**  
Receptions ..... 3 at Vanderbilt (11/19/22)  
Receiving Yards ..... 57 at Vanderbilt (11/19/22)  
Longest Reception ..... 38 vs. Oregon State (12/17/22)

**#0 RB DEAN CONNORS**  
Rushes ..... 19 at Charlotte (11/18/23)  
Rushing Yards ..... 184 at Charlotte (11/18/23)  
Rushing TDs ..... 3, 2x, last vs. Texas Southern (9/7/24)  
Longest Rush ..... 71 vs. Texas Southern (9/7/24)  
Receptions ..... 9 vs. Sam Houston (8/31/24)  
Receiving Yards ..... 109 vs. UTSA (10/12/24)  
Receiving TDs ..... 1, 4x last vs. UTSA (10/12/24)  
Longest Reception ..... 80 at USF (9/23/23)

**#31 S TYSON FLOWERS**  
Tackles ..... 8 vs. SMU (11/4/23)  
TFL ..... 2.0 vs. Texas State (12/26/23)  
Sacks ..... 1.0 vs. Texas State (12/26/23)  
Interceptions ..... 1 vs. Texas Southern (9/7/24)

**#50 DT IZEYA FLOYD**  
Tackles ..... 8 vs. Louisiana Tech (11/27/21)  
TFL ..... 1.5 vs. Louisiana Tech (11/27/21)  
Sacks ..... 0.5, 2x, last vs. Louisiana Tech (11/27/21)  
Fumble Recoveries ..... 1 at UTSA (11/11/23)

**#1 CB SEAN FRESCH**  
Tackles ..... 11 vs. UTSA (10/12/24)  
Sacks ..... 1.0 at Charlotte (11/18/23)  
TFL ..... 2.0 at Charlotte (11/18/23)  
Interceptions ..... 1, 2x last at Louisiana Tech (10/22/22)  
Kickoff Return ..... 33 vs. Texas Southern (9/25/21)  
Punt Return ..... 48 vs. Louisiana Tech (11/27/21)  
Fumble Recoveries ..... 1 vs. McNeese (9/10/22)

**#28 K ENOCK GOTA**  
Field Goals ..... 2, 2x, last vs. Charlotte (9/28/24)  
Longest Field Goal ..... 46 vs. UTSA (10/12/24)

**#45 DL DEMONE GREEN**  
Tackles ..... 6 vs. Sam Houston (8/31/24)  
TFL ..... 3.0 vs. Houston (9/9/23)  
Sacks ..... 1.0, 5x, last vs. Texas Southern (9/7/24)

**#14 TE BODEN GROEN**  
Receptions ..... 6 vs. Florida Atlantic (11/25/23)  
Receiving Yards ..... 67 vs. Florida Atlantic (11/25/23)  
Longest Reception ..... 31 vs. Texas Southern (9/16/23)  
Receiving TDs ..... 2 vs. Florida Atlantic (11/25/23)

**#82 TE MATT HALL**  
Receptions ..... 9 vs. Tiffin (9/24/22)  
Receiving Yards ..... 100 at Southwest Baptist (10/16/21)  
Receiving TDs ..... 2 at Indianapolis (4/24/21)  
Longest Reception ..... 48 vs. Hillsdale (9/18/21)

**#29 S DAVEON HOOK**  
Tackles ..... 7 at Army West Point (9/21/24)  
TFL ..... 1.0 at Houston (9/14/24)

**#15 K TIM HORN**  
Field Goals ..... 2 at Charlotte (11/18/23)  
Longest Field Goal ..... 48 vs. Texas Southern (9/16/23)

**#23 P CONOR HUNT**  
Punts ..... 9 at Delaware State (9/11/21)  
Longest Punt ..... 66 vs. Colgate (10/2/21)  
Punting Avg ..... 50.5 vs. Texas Southern (9/16/23)

**#10 RB QUINTON JACKSON**  
Rushes ..... 8 vs. UTSA (10/12/24)  
Rushing Yards ..... 40 vs. Texas Southern (9/7/24)  
Longest Rush ..... 15 at Houston (9/14/24)  
Receptions ..... 3 vs. Charlotte (9/28/24)  
Receiving Yards ..... 54 vs. Southern Miss (12/17/22)  
Receiving TDs ..... 1 vs. Charlotte (9/28/24)  
Longest Reception ..... 34 at South Florida (9/23/23)  
Longest Kick Return ..... 44 vs. SMU (11/4/23)

**#22 S JONATHAN JEAN**  
Tackles ..... 11 vs. Tulane (10/28/23)  
Sacks ..... 1.0, 2x, last vs. Tulane (10/28/23)  
TFL ..... 1.5 vs. Sam Houston (8/31/24)

**#9 WR CHASE JENKINS**  
Completions ..... 10 vs. SMU (11/4/23)  
Attempts ..... 16 vs. SMU (11/4/23)  
Passing Yards ..... 85 vs. SMU (11/4/23)  
Rushes ..... 4 vs. SMU (11/4/23)  
Rushing Yards ..... 27 vs. East Carolina (9/20/23)  
Longest Rush ..... 28 vs. East Carolina (9/20/23)  
Rushing TDs ..... 1 vs. East Carolina (9/20/23)

**#1 WR JOVONI JOHNSON-MCCRAY**  
Receptions ..... 2 vs. Houston (9/9/23)  
Receiving Yards ..... 40 vs. Houston (9/9/23)  
Longest Reception ..... 23 vs. Houston (9/9/23)

**#94 DL CHARLIE LOES**  
Tackles ..... 12 at Cornell (11/22/22)  
Sacks ..... 4.0 vs. Princeton (11/3/23)  
TFL ..... 4.0 vs. Princeton (11/3/23)  
Forced Fumbles ..... 2 vs. Princeton (11/3/23)  
Fumble Recoveries ..... 1 vs. Princeton (11/3/23)

**#80 WR RAWSON MACNEILL**  
Receptions ..... 6, 2x, last vs. UCONN (10/7/23)  
Receiving Yards ..... 91 vs. UCONN (10/7/23)  
Receiving TDs ..... 1, 2x, last vs. East Carolina (9/20/23)  
Longest Reception ..... 37 vs. SMU (11/4/23)

**#23 CB FAYBIAN MARKS**  
Tackles ..... 8 vs. Arizona State (10/16/21)  
Interceptions ..... 1 at Washington (11/28/20)

**#7 TE ELIJAH MOJARRO**  
Receptions ..... 4 vs. Charlotte (9/28/24)  
Receiving Yards ..... 73 vs. Charlotte (9/28/24)  
Receiving TDs ..... 1, 2x, last vs. Tulane (10/19/24)  
Longest Reception ..... 41 vs. Charlotte (9/28/24)

**#30 DL ELROYAL MORRIS**  
Tackles ..... 3, 2x, last at Houston (9/14/24)  
Sacks ..... 1.0 at Houston (9/14/24)  
TFL ..... 1.5 vs. Texas Southern (9/16/23)

**#3 LB TY MORRIS**  
Tackles ..... 8 at Army West Point (9/21/24)  
TFL ..... 1.5 vs. Tulane (10/19/24)  
Sacks ..... 1.0, 2x, last vs. Tulane (10/19/24)

**#33 LB MYRON MORRISON**  
Tackles ..... 15 at Florida Atlantic (10/15/22)  
Sacks ..... 1.0, 2x, last vs. Sam Houston (8/31/24)  
TFL ..... 2.0, 3x, last vs. UTSA (10/12/24)  
Fumble Recoveries ..... 1, 2x, last at Tulsa (10/19/23)  
Interceptions ..... 1, 2x last vs. UTSA (11/19/22)

**#8 LB JOSEPH MUTOMBO**  
Tackles ..... 4 vs. Charlotte (9/28/24)  
TFL ..... 2.0 vs. Charlotte (9/28/24)  
Sacks ..... 1.0 vs. Charlotte (9/28/24)  
Interceptions ..... 1 vs. Charlotte (9/28/24)

**#13 CB LAMONT NARCISSE**  
Tackles ..... 4 at WKU (11/12/22)  
TFL ..... 1.0 at Texas (9/2/23)  
Interceptions ..... 1 at WKU (11/12/22)

**#5 DE/LB JOSH PEARCY**  
Tackles ..... 11 vs. Southern Miss (10/2/21)  
Sacks ..... 2.0, 2x, last vs. Charlotte (9/28/24)  
TFL ..... 2.5 vs. Charlotte (9/28/24)  
Interceptions ..... 1 at Marshall (12/5/20)  
Forced Fumbles ..... 1, 2x, last at Tulsa (10/19/23)

**#84 TE ETHAN POWELL**  
Receptions ..... 10 vs. Texas Lutheran (11/5/22)  
Receiving Yards ..... 156 at Austin (10/29/22)  
Receiving TDs ..... 2 at Howard Payne (10/15/22)  
Longest Reception ..... 73 vs. McMurry (9/24/22)

**#40 LB KENNY SEYMOUR, JR.**  
Tackles ..... 3 vs. McNeese (9/10/22)  
Sacks ..... 1.0 vs. McNeese (9/10/22)  
TFLs ..... 1.0 vs. McNeese (9/10/22)  
Forced Fumbles ..... 1 vs. McNeese (9/10/22)

**#8 WR MATT SYKES**  
Receptions ..... 8 vs. Charlotte (9/28/24)  
Receiving Yards ..... 97 vs. Charlotte (9/28/24)  
Receiving TDs ..... 1, 4x, last vs. UTSA (10/12/24)  
Longest Reception ..... 34 vs. Texas Southern (9/7/24)

**#26 S GABRIEL TAYLOR**  
Tackles ..... 10 at UAB (10/23/21)  
Sacks ..... 1.0, 2x, last vs. Texas Southern (9/7/24)  
TFL ..... 1.0, 5x, last at Houston (9/14/24)  
Interceptions ..... 1, 7x, last vs. Tulane (10/28/23)  
Forced Fumbles ..... 1, 2x, last at WKU (11/12/22)

**#11 WR TYSON THOMPSON**  
Receptions ..... 16 at Incarnate Word (10/30/21)  
Receiving Yards ..... 113 at Northwestern State (11/6/21)  
Receiving TDs ..... 1, 2x, last at Incarnate Word (10/30/21)  
Longest Reception ..... 51 at SE Louisiana (10/16/21)  
Longest Punt Return ..... 44 at New Mexico (9/2/21)  
Longest Kick Return ..... 89 vs. Nicholls State (10/23/21)

**#56 LB BLAISE TITA**  
Tackles ..... 9 at Army West Point (9/21/24)  
Sacks ..... 1.5 vs. Texas Southern (9/7/24)  
TFL ..... 2.0 vs. Texas Southern (9/7/24)

**#81 WR BRAYLEN WALKER**  
Longest Rush ..... 20, 2x, last vs. SMU (11/4/23)  
Receptions ..... 4, 3x, last vs. Texas Southern (9/7/24)  
Receiving Yards ..... 77 at North Texas (11/26/22)  
Receiving Touchdowns 1, 3x, last vs. Texas Southern (9/7/24)  
Longest Reception ..... 48 at North Texas (11/26/22)

**#16 TE GRAHAM WALKER**  
Receptions ..... 11 vs. Dartmouth (11/20/21)  
Receiving Yards ..... 132 at Harvard (9/24/21)  
Receiving Touchdowns 2, 2x, last vs. Central Connecticut St. (9/30/23)  
Longest Reception ..... 43, 2x, last at Cornell (10/21/23)

**#13 QB E.J. WARNER**  
Completions ..... 45 vs. East Carolina (11/26/22)  
Attempts ..... 65 vs. UTSA (10/7/23)  
Passing Yards ..... 527 vs. East Carolina (11/26/22)  
Passing TDs ..... 5, 2x, last vs. UTSA (10/7/23)  
Long Pass ..... 78 at Memphis (10/1/22)  
Rushes ..... 4, 3x, last vs. Charlotte (9/28/24)  
Rushing Yards ..... 24, 2x, last vs. Charlotte (9/28/24)  
Rushing TDs ..... 1 vs. UTSA (10/12/24)  
Longest Rush ..... 12 at South Florida (11/11/23)

**#4 S MARCUS WILLIAMS**  
Tackles ..... 9 vs. East Carolina (9/20/23)  
TFL ..... 1.0, 3x, last vs. Texas Southern (9/16/23)  
Interceptions ..... 1 vs. Texas Southern (9/7/24)  
Forced Fumbles ..... 1 vs. Texas Southern (9/16/23)



**MIKE BLOOMGREN**  
HEAD COACH - 7<sup>TH</sup> SEASON



Dunlevie Family Head Football Coach Mike Bloomgren enters his seventh season looking to leverage the momentum gained from back-to-back bowl berths and strong debut season in the American Athletic Conference.

Rice enters its second AAC after a season that saw the team earn consecutive bowl berths for only the fourth time in school history while posting a 4-4 record in the AAC and bringing the Bayou Bucket back to South Main with the Owls' first win over Houston since 2010. In April, wide receiver Luke McCaffrey was taken by Washington in the third round of the NFL Draft, becoming the highest-selected Owl since 2014.

Rice welcomes back a veteran group as they looked to reach a third consecutive bowl for just the second time in school history, and 35 of the 44 players who comprised the two-deep at the end of the season return, bringing a combined total of 302 starts worth of experience.

That returning talent is augmented by 12 transfers who bring another 104 career starts and another highly ranked class of high school recruits. Seven of the 12 joined the Owls in time for the spring semester.

The wealth of returning talent stands in marked contrast to Bloomgren's first campaign in 2018, which was one of transition as 21 true freshmen from his initial national recruiting class saw action, eight of which (in addition to one JUCO transfer) found their way into the starting lineup. The youthful Owls learned their lessons quickly and closed with a resounding 27-13 win over Old Dominion, which had defeated 13th-ranked Virginia Tech earlier in the season.

His second season was highlighted by a closing rush as the Owls won their last three games, their first three-game winning streak to end a season since 2012 and setting the stage for optimism heading into 2020 before a pandemic entered the picture. When Rice finally took the field in October of 2020, the Owls saw a dramatic rally snuffed out by the most improbable of football bounces in their opener, followed by an emphatic win on the road at Southern Miss. Any momentum was muted by a pair of games canceled due to COVID-19 issues and a loss on the road at North Texas. After a third COVID cancellation, the Owls headed to Marshall to face the 15th-ranked Thundering Herd and stunned the home crowd with a 20-0 win. The win was the Owls' first shutout of a ranked opponent since 1960 and was the first time in history Marshall had been shut out at home since it opened its new stadium in 1986.

The following season, the Owls handed UAB its first home loss in a conference game since the program returned in 2017 (15 games) and in 2022 Rice snapped Louisiana's 15-game winning streak, the longest active streak in the nation at that time.

Off the field, Bloomgren's Owls have excelled in the classroom as well, ranking in the top 10% of all FBS programs in the latest NCAA tracking of graduation success while Elijah Garcia (2022) and Ikenna Enechukwu (2023) have won the last two Bob Quin awards as the top male student-athlete at Rice.

Garcia became the sixth Owl in Bloomgren's five seasons to reach the NFL when he made his debut with Denver last season.

Bloomgren was named the 19th head football coach at Rice University on December 6, 2017 and immediately turned his focus on instilling the culture of "Intellectual Brutality" that he first



**'24 RICE COACHING STAFF**

Head Coach | **Mike Bloomgren**  
 Alma Mater | **Florida State, '99**  
 Record at Rice | **24-51, Seventh Season**  
 Career Record | **24-51, Seventh Season**

DC/Safeties | **Brian Smith**  
 Alma Mater | **Massachusetts, '01**  
 OC/Quarterbacks | **Marques Tuiasosopo**  
 Alma Mater | **Washington, '01**  
 Associate HC/ST Coordinator | **Pete Alamar**  
 Alma Mater | **Cal Lutheran '83**  
 Defensive Line | **Cedric Calhoun**  
 Alma Mater | **Morehouse, '95**  
 Offensive Line | **Sanders Davis**  
 Alma Mater | **Dartmouth, '14**  
 Linebackers | **John Kay**  
 Alma Mater | **Concordia (Chicago), '96**  
 Wide Receivers | **Bobby Kennedy**  
 Alma Mater | **Northern Colorado, '89**  
 Cornerbacks | **Jeremy Modkins**  
 Alma Mater | **TCU, '05**  
 Tight Ends | **Lucas Reed**  
 Alma Mater | **Ouachita Baptist, '17**  
 Running Backs | **John Settle**  
 Alma Mater | **Appalachian State, '99**  
 Strength & Conditioning | **Hans Straub**  
 Alma Mater | **Towson, '02**

**BLOOMGREN VS OPPONENTS**

UAB	2-3	Old Dominion	1-0
Arkansas	0-1	Prairie View A&M	1-0
Army West Point	0-2	Sam Houston	0-1
Baylor	0-1	USC	0-1
Charlotte	2-3	SMU	0-1
East Carolina	1-0	Southern Miss	2-3
Florida Atlantic	1-1	Texas	0-3
FIU	0-1	Texas Southern	3-0
Hawai'i	0-1	Texas State	0-1
Houston	1-4	Tulane	0-2
LSU	0-1	Tulsa	1-0
Louisiana	1-0	UCONN	0-1
Louisiana Tech	1-2	USF	0-1
Marshall	1-1	UTEP	2-2
McNeese	1-0	UTSA	1-5
Middle Tennessee	1-1	Wake Forest	0-2
North Texas	1-4	WKU	0-2

compared with just six on the roster he inherited.

Bloomgren came to Rice after seven seasons with the Cardinal, first as the offensive line coach (2011-12) and then assuming the reigns of Stanford's pro-style offensive attack in 2013, setting the stage for one of the most successful decades in the program's rich history. Stanford won eight or more games in each of his seasons and reached the Pac-12 Football Championship four times, winning three titles.

Prior to 2017, Bloomgren had coached 12 NFL Draft selections and 11 All-America selections at Stanford, including 2015 Outland Trophy winner Joshua Garnett and NCAA all-purpose yardage record holder Christian McCaffrey.

The 2017 campaign saw running back Bryce Love nearly match McCaffrey's production on his way to being named a finalist for both the Heisman Trophy and Doak Walker Award. Love burst out of the gate with 180 yards on 13 carries against Rice in the season opener in Sydney, Australia, and completed the regular season with 1,973 yards on the ground, second only to McCaffrey's school-record 2,019 in 2015.

Bloomgren's 2016 unit ended the season on a six-game winning streak in which the offense produced 290.5 rushing yards/game, the most by any Power 5 program over that stretch. McCaffrey, the eighth overall pick in the NFL Draft by the Carolina Panthers, earned All-America honors for the second straight season and was an All-Pac-12 first-team running back. His 183.87 career all-purpose yards/game were the most of any active FBS player at season's end, and his 6,987 career all-purpose yards were the second-most of any active FBS player.

Bloomgren was instrumental in the breakout season posted in 2015 by McCaffrey, that season's Associated Press Player of the Year and Heisman Trophy finalist. McCaffrey, the program's single-season rushing leader, led the nation in all-purpose yards while breaking Barry Sanders' NCAA record.

Stanford amassed a school-record 3,131 rushing yards on 610 attempts that season, the most by the program. The offensive unit's 529 points ranked second-most in a season, and its 33 rushing touchdowns, 223.7 rushing yards/game, 30 passing touchdowns, 37.8 points/game and 6,097 total yards of offense ranked third.

Stanford scored at least 30 points in a national-best 13 consecutive games and led the nation in time of possession (34:48), the seventh-best by any team in the past 20 years.

Four Cardinal heard their names called at the NFL Draft following the 2015 season, including first-round selection Garnett, Stanford's unanimous first-team All-America -- the ninth in school history. Garnett was the program's first Outland Trophy winner as the nation's top interior lineman, and won the Morris Trophy, presented to the Pac-12 Lineman of the Year.

Bloomgren's linemen were named a finalist for the inaugural Joe Moore Award in 2015, given to the nation's top offensive line.

While facing six nationally-ranked opponents in 2014, including four on the road, Bloomgren helped Stanford win eight games. The Cardinal scored at least 30 points in seven of 13 games on the season and increased its nation-best streak of scoring at least



# GAME EIGHT - UCONN



10 points to 95 games. Stanford also set a record for the most points in a bowl game in program history with 45 in the Foster Farms Bowl win against Maryland.

Stanford amassed a program-best 2,904 rushing yards during the 2013 season, Bloomgren's first year at the offensive helm.

Individual honors are closely tied to Bloomgren. He has earned recognition for both his coaching and recruiting prowess. Rivals.com named Bloomgren one of its 2014 National Recruiters of the Year -- the latest such honor that began in 2012 when ESPN recognized him as its Pac-12 Recruiter of the Year. Rivals.com tabbed Bloomgren as one of the nation's top-25 recruiters in 2016. FootballScoop.com named Bloomgren its 2013 Offensive Line Coach of the Year following two years of eye-opening accomplishments.

Bloomgren joined the Cardinal staff as offensive line coach and run game coordinator in 2011 after spending four seasons with the New York Jets, where he served as assistant offensive coordinator (2010), offensive assistant (2009) and offensive quality control coach (2007-08).

In 2013, all five offensive linemen received All-Pac-12 honors, including first-team selection David Yankey, Stanford's first two-time first-team All-American selection since Bob Whitfield (1990-91) who was also selected as a semifinalist for the Outland Trophy and Lombardi Award.

Four of Bloomgren's five starting offensive linemen earned All-Pac-12 honors in 2012, including Yankey who earned consensus All-American honors while becoming the first Stanford player to win the Morris Trophy since 2002.

The Cardinal offensive line afforded 200-plus yards rushing in six games during the 2012 season, paving the way for record-breaking running back Stepfan Taylor. The Doak Walker Award semifinalist produced the best season of his career (109.29 yards/game).

Bloomgren's work with the offensive line in 2011, which included three first-year starters, played a pivotal role in providing protection for Heisman finalist Andrew Luck to complete over 70 percent of his passes and throw a school-record 37 touchdowns, in addition to compiling the third-highest rushing total in school annals.

Bloomgren launched his coaching career as an undergraduate assistant for Bobby Bowden at Florida State, where the Seminoles captured a pair of Atlantic Coast Conference titles (1997-98) during his tenure. He served as co-offensive coordinator at Catawba College from 2002-04 and offensive coordinator at Delta State from 2005-06. A 1999 graduate of Florida State with a bachelor's degree in sports management, Bloomgren earned his master's degree in higher education from Alabama in 2001.

A native of Tallahassee, Florida, Mike and his wife, Lara, have two sons, Tyler and Parker.



## GONE BOWLING



The Owls qualified for a bowl game in back-to-back seasons with the 2022 Lendingtree Bowl and the 2023 SERVPRO First Responder Bowl.



## INTELLECTUAL BRUTALITY

Mike Bloomgren created the phrase "Intellectual Brutality" in 2013 while at Stanford which he trademarked and brought it with him to Rice to set the standard for the program. Bloomgren on the meaning of the branding: "It is our brand: a physical, smart way to play football. We're going to give them different plays at the line of scrimmage and have them do some things mentally, because if we didn't, we wouldn't be using the resources that we have. These guys are brilliant and you better take advantage of that first. We are going to be smart and we are going to be the physical team that nobody wants to play. I want our guys to walk around knowing they're incredibly smart and that we are going to take advantage of that."

### COACHING RECORD: YEAR-BY-YEAR

YEAR	SCHOOL	RECORD	CONFERENCE	CONF. FINISH	CONF. CHAMPIONSHIP	BOWL GAME
2018	RICE	2-11	1-7 (C-USA)	6th (CUSA West)	N/A	N/A
2019	RICE	3-9	3-5	6th (CUSA West)	N/A	N/A
2020	RICE	2-3	2-3	5th (C-USA West)	N/A	N/A
2021	RICE	4-8	3-5	5th (C-USA West)	N/A	N/A
2022	RICE	5-8	3-5	7th	N/A	Lendingtree Bowl
2023	RICE	6-7	4-4 (AAC)	6th	N/A	SERVPRO First Responders Bowl
2024	RICE	2-5	1-3	-	-	-
TOTAL:	RICE	24-51 (.320)	17-32 (.347)			
	CAREER	24-51 (.320)	17-32 (.347)			2x Bowl Game Appearance

# 2024 SCORING DRIVES

## RICE

Opp.	Plays	Yards	TOP	Result	Qtr.	Time	How Scored	QB
SHSU	5	50	2:40	TD	2	11:17	Campbell 22-yd rec	Warner
SHSU	7	65	2:46	TD	3	7:31	Connors 15-yd run	Warner
TSU	8	68	3:51	TD	1	8:43	Connors 5-yd run	Warner
TSU	11	56	5:08	TD	1	1:15	B. Walker 4-yd rec	Warner
TSU	1	34	0:07	TD	2	11:48	Sykes 34-yd rec	Warner
TSU	-	-	-	TD	2	10:59	Flowers 34-yd INT return	-
TSU	3	47	1:22	TD	2	6:46	Connors 5-yd run	Warner
TSU	<b>15</b>	67	1:56	FG	2	0:02	Gota 25-yd FG	Warner
TSU	1	71	0:14	TD	3	0:17	Connors 71-yd run	Warner
TSU	6	29	2:58	FG	3	8:59	Gota 44-yd FG	Warner
TSU	11	<b>78</b>	<b>6:28</b>	TD	3	1:04	Atkins 5-yd run	Devillier
TSU	3	45	1:31	TD	4	10:08	Atkins 33-yd run	Devillier
TSU	2	28	0:54	TD	4	7:07	Bennett 22-yd run	Devillier
UH	12	70	5:56	TD	4	1:08	Connors 4-yd run	Devillier
AWP	7	38	3:33	TD	3	5:55	Sykes 16-yd rec	Warner
AWP	13	70	3:07	TD	4	4:40	Francisco 5-yd rec	Warner
CHA	8	80	3:27	TD	2	12:04	Jackson 13-yd rec	Warner
CHA	10	24	3:38	FG	2	1:38	Gota 32-yd FG	Warner
CHA	7	75	2:52	TD	4	14:46	Mojarro 41-yd rec	Warner
CHA	13	48	5:24	FG	4	6:42	Gota 25-yd FG	Warner
UTSA	4	75	1:33	TD	2	4:57	Warner 5-yd run	Warner
UTSA	7	31	1:39	FG	2	0:00	Gota 46-yd FG	Warner
UTSA	3	75	1:25	TD	3	13:35	Connors 69-yd rec	Warner
UTSA	6	75	3:25	TD	3	8:01	Connors 8-yd run	Warner
UTSA	8	65	1:57	TD	4	0:04	Sykes 18-yd rec	Warner
TLN	5	75	2:31	TD	2	14:12	Mojarro 31-yd rec	Warner
TLN	9	56	4:23	FG	3	6:48	Horn 35-yd FG	Warner

## OPPONENT

Opp.	Plays	Yards	TOP	Result	Qtr.	Time	How Scored	QB
SHSU	1	67	0:12	TD	1	9:42	Humphreys 67-yd rec	Watson
SHSU	-	-	-	TD	1	8:52	Fisher 30-yd INT	-
SHSU	9	42	3:43	FG	1	3:37	Pavon 52-yd FG	Watson
SHSU	6	56	2:10	TD	2	1:53	Adeyi 32-yd rec	Watson
SHSU	10	76	4:39	TD	3	10:17	Gentry 1-yd run	Watson
SHSU	10	67	3:53	FG	3	3:38	Pavon 26-yd FG	Watson
TSU	13	75	6:53	TD	4	0:14	Rodgers 12- yd rec	Davis
UH	2	75	0:34	TD	1	5:30	Sneed 65-yd run	Smith
UH	-	-	-	TD	1	3:49	Mews 75-yd punt return	-
UH	1	44	0:11	TD	2	7:29	Johnson 44-yd rec	Smith
UH	1	1	0:05	TD	3	2:24	Smith 1-yd run	Smith
UH	7	56	3:21	TD	4	7:10	Smith 37-yd run	Smith
AWP	5	70	2:52	TD	1	12:13	Short 41-yd rec	Daily
AWP	<b>17</b>	<b>90</b>	<b>10:52</b>	TD	2	14:24	Daily 7-yd run	Daily
AWP	9	57	5:33	TD	2	1:56	Daily 2-yd run	Daily
AWP	7	50	1:16	TD	2	0:21	Reynolds 17-yd rec	Daily
AWP	-	-	-	Safety	3	13:09	Team Safety	-
AWP	9	75	5:53	TD	3	0:05	Daily 1-yd run	Daily
CHA	5	66	2:09	TD	3	10:52	Blake 32-yd rec	Purdie
CHA	10	84	5:16	TD	3	2:38	Blake 45-yd rec	Purdie
CHA	7	77	0:58	TD	4	5:47	Wilson 1-yd run	Purdie
UTSA	15	55	6:19	FG	2	6:30	Sandell 45-yd FG	McCown
UTSA	7	75	3:07	TD	2	1:50	D. Allen 20-yd rec	McCown
UTSA	7	18	1:59	FG	3	11:26	Sandell 52-yd FG	McCown
UTSA	10	80	2:40	TD	4	5:40	McCuin 6-yd rec	McCown
UTSA	5	54	2:02	TD	4	2:06	Thomas 38-yd rec	McCown
TLN	10	36	6:33	FG	1	1:43	Barnes 28-yd FG	Mensah
TLN	6	62	2:18	TD	2	1:04	Hughes 29-yd rec	Mensah
TLN	7	70	4:28	TD	4	8:22	Hughes 1-yd run	Mensah
TLN	-	-	-	TD	4	1:35	Howard 15-yd fumble return	-



# INDIVIDUAL & TEAM SUPERLATIVES

## RICE SUPERLATIVES

### Individual

Rushes	14	Dean Connors vs. Charlotte (Sept. 28, 2024)
Yards Rushing	121	Dean Connors vs. Charlotte (Sept. 28, 2024)
TD Rushes	3	Dean Connors vs. Texas Southern (Sept. 7, 2024)
Long Rush	71	Dean Connors vs. Texas Southern (Sept. 7, 2024)
Pass attempts	46	E.J. Warner at Tulane (Oct. 19, 2024)
Pass Completions	28	E.J. Warner at Army West Point (Sept. 21, 2024)
Yards Passing	347	E.J. Warner vs. UTSA (Oct. 12, 2024)
TD Passes	2	Four times; last E.J. Warner vs. UTSA (Oct. 12, 2024)
Long Pass	69	E.J. Warner vs. UTSA (Oct. 12, 2024)
Receptions	9	Dean Connors vs. Sam Houston (Aug. 31, 2024)
Yards Receiving	109	Dean Connors vs. UTSA (Oct. 12, 2024)
TD Receptions	1	10 times; last Elijah Mojarro at Tulane (Oct. 19, 2024)
Long Reception	69	Dean Connors vs. UTSA (Oct. 12, 2024)
Field Goals	2	Enock Gota vs. Texas Southern (Sept. 7, 2024) Enock Gota vs. Charlotte (Sept. 28, 2024)
Long Field Goal	46	Enock Gota vs. UTSA (Oct. 12, 2024)
Punts	10	Alex Bacchetta at Houston (Sept. 14, 2024)
Punting Avg	45.5	Alex Bacchetta vs. UTSA (Oct. 12, 2024)
Long Punt	57	Alex Bacchetta vs. UTSA (Oct. 12, 2024)
Punts inside 20	3	Alex Bacchetta at Houston (Sept. 14, 2024)
Long Punt Return	25	Tyson Thompson at Tulane (Oct. 19, 2024)
Long Kickoff Return	32	Quinton Jackson vs. Sam Houston (Aug. 31, 2024)
Tackles	11	Sean Fresch vs. UTSA (Oct. 12, 2024)
Sacks	2.0	Josh Pearcy vs. Charlotte (Sept. 28, 2024)
Tackles For Loss	2.5	Josh Pearcy vs. Charlotte (Sept. 28, 2024)
Interceptions	1	Tyson Flowers vs. Texas Southern (Sept. 7, 2024) Marcus Williams vs. Texas Southern (Sept. 7, 2024) Joseph Mutombo vs. Charlotte (Sept. 28, 2024)

### Team

Rushes	32	vs. Texas Southern (Sept. 7, 2024)
Yards Rushing	329	vs. Texas Southern (Sept. 7, 2024)
Yards Per Rush	10.3	vs. Texas Southern (Sept. 7, 2024)
TD Rushes	6	vs. Texas Southern (Sept. 7, 2024)
Pass attempts	46	at Tulane (Oct. 19, 2024)
Pass Completions	28	at Army West Point (Sept. 21, 2024)
Yards Passing	347	vs. UTSA (Oct. 12, 2024)
Yards Per Pass	13.9	vs. UTSA (Oct. 12, 2024)
TD Passes	2	Four times; last vs. UTSA (Oct. 12, 2024)
Total Plays	71	vs. Charlotte (Sept. 28, 2024)
Total Offense	533	vs. Texas Southern (Sept. 7, 2024)
Yards Per Play	8.3	vs. Texas Southern (Sept. 7, 2024)
Points	69	vs. Texas Southern (Sept. 7, 2024)
Sacks By	7	vs. Sam Houston (Aug. 31, 2024)
First Downs	24	vs. Texas Southern (Sept. 7, 2024)
Penalties	11	vs. UTSA (Oct. 12, 2024)
Penalty Yards	93	vs. UTSA (Oct. 12, 2024)
Turnovers	5	at Tulane (Oct. 19, 2024)
Interceptions By	2	vs. Texas Southern (Sept. 7, 2024)
Punts	10	at Houston (Sept. 14, 2024)
Punting Avg	44.0	vs. UTSA (Oct. 12, 2024)
Long Punt	57	vs. UTSA (Oct. 12, 2024)
Punts inside 20	3	at Houston (Sept. 14, 2024)
Long Punt Return	25	at Tulane (Oct. 19, 2024)

## OPPONENT SUPERLATIVES

### Individual

Rushes	27	Makhi Hughes at Tulane (Oct. 19, 2024)
Yards Rushing	145	Bryson Daily at Army West Point (Sept. 21, 2024)
TD Rushes	3	Bryson Daily at Army West Point (Sept. 21, 2024)
Long Rush	65	Stacy Sneed at Houston (Sept. 14, 2024)
Pass attempts	43	Owen McCown vs. UTSA (Oct. 12, 2024)
Pass completions	28	Owen McCown vs. UTSA (Oct. 12, 2024)
Yards Passing	256	Owen McCown vs. UTSA (Oct. 12, 2024)
TD Passes	3	Owen McCown vs. UTSA (Oct. 12, 2024)
Long Pass	67	Hunter Watson vs. Sam Houston (Aug. 31, 2024)
Receptions	7	Devin McQuin
Yards Receiving	153	O'Mega Blake vs. Charlotte (Sept. 28, 2024)
TD Receptions	2	O'Mega Blake vs. Charlotte (Sept. 28, 2024)
Long Reception	67	Qua'Vez Humphreys vs. Sam Houston (Aug. 31, 2024)
Field Goals	2	Christian Pavon vs. Sam Houston (Aug. 31, 2024) Tate Sandell vs. UTSA (Oct. 12, 2024)
Long Field Goal	52	Christian Pavon vs. Sam Houston (Aug. 31, 2024) Tate Sandell vs. UTSA (Oct. 12, 2024)
Punts	10	Christian Avelar vs. Texas Southern (Sept. 7, 2024)
Punting Avg	50.3	Will Karoll at Tulane (Oct. 19, 2024)
Long Punt	64	Will Karoll at Tulane (Oct. 19, 2024)
Punts inside 20	3	Liam Dougherty at Houston (Sept. 14, 2024)
Long Punt Return	75	Mekhi Mews at Houston (Sept. 14, 2024)
Long Kickoff Return	43	Chris Carpenter vs. UTSA (Oct. 12, 2024)
Tackles	13	Canary Simmons vs. Texas Southern (Sept. 7, 2024)
Sacks	1.0	Five times; last Adin Huntington at Tulane (Oct. 19, 2024)
Tackles For Loss	2.0	Five times; last Adin Huntington at Tulane (Oct. 19, 2024) Patrick Jenkins at Tulane (Oct. 19, 2024)
Interceptions	1	Nine times times; last by Adonis Friloux at Tulane (Oct. 19, 2024) Tyler Grubbs at Tulane (Oct. 19, 2024) Micah Robinson at Tulane (Oct. 19, 2024)

### Team

Rushes	56	at Army West Point (Sept. 21, 2024)
Yards Rushing	288	at Army West Point (Sept. 21, 2024)
Yards Per Rush	5.6	at Houston (Sept. 14, 2024)
TD Rushes	3	at Houston (Sept. 14, 2024)
Pass attempts	43	vs. UTSA (Oct. 12, 2024)
Pass completions	28	vs. UTSA (Oct. 12, 2024)
Yards Passing	256	vs. UTSA (Oct. 12, 2024)
Yards Per Pass	14.3	vs. Sam Houston (Aug. 31, 2024)
TD Passes	3	vs. UTSA (Oct. 12, 2024)
Total Plays	78	vs. UTSA (Oct. 12, 2024)
Total Offense	408	at Army West Point (Sept. 21, 2024)
Yards Per Play	6.0	at Houston (Sept. 14, 2024)
Points	37	at Army West Point (Sept. 21, 2024)
Sacks By	2	vs. Sam Houston (Aug. 31, 2024)
First Downs	22	vs. UTSA (Oct. 12, 2024)
Penalties	16	vs. UTSA (Oct. 12, 2024)
Penalty Yards	146	vs. UTSA (Oct. 12, 2024)
Turnovers	2	vs. Texas Southern (Sept. 7, 2024)
Interceptions By	3	at Tulane (Oct. 19, 2024)
Punts	10	vs. Texas Southern (Sept. 7, 2024)
Punting Avg	50.3	at Tulane (Oct. 19, 2024)
Long Punt	57	vs. Charlotte (Sept. 28, 2024)
Punts inside 20	3	at Houston (Sept. 14, 2024)
Long Punt Return	75	at Houston (Sept. 14, 2024)

# 2024 DRIVE SUPERLATIVES

<b>Longest Drive</b>	<b>Rice</b>	<b>Opponents</b>
No. of Plays	15 (67 yds, 1:56 TOP) vs. Texas Southern results in TD	17 (90 yds, 10:52 TOP) by Army West Point results in TD
By No. of Yards	86 (8p, 3:17 TOP) vs. Charlotte results in turnover on downs	90 (17p, 10:52 TOP) by Army West Point results in TD
By Time of Possession	6:51 (13p, 56 yds) at Army West Point results in missed FG	10:52 (17p, 90 yds) by Army West Point results in TD
<b>Shortest Drive</b>	<b>Rice</b>	<b>Opponents</b>
No. of Plays	1, 7x, last (0 yds; 0:09 TOP) at Tulane results in INT	1, 7x, last (-1 yds; 0:03 TOP) by Tulane results in end of half
By No. of Yards	-15, 2x, last (3p, 1:25 TOP) vs. UTSA results in punt	-13 (3p, 1:40 TOP) by Houston results in punt
By Time of Possession	0:04 (1p, -2 yds) at Tulane results in fumble	0:02 (1p, -2 yds) by Texas Southern results in end of half

# 2024 TURNOVERS

Opponent	Forced by Rice					Forced by Opponent			
	Fumbles	INT	Total	Pts Off	Margin	Fumbles	INT	Total	Pts Off
Sam Houston	0	0	0	0	0	0	2	2	7
Texas Southern	0	2	2	14	1	0	1	1	0
at Houston	0	0	0	0	-2	1	1	2	12
at Army West Point	0	0	0	0	-2	0	2	2	7
Charlotte	0	1	1	0	1	0	0	0	0
UTSA	1	0	1	0	0	1	0	0	0
at Tulane	0	0	0	0	-5	2	3	5	10
at Connecticut									
Navy									
at Memphis									
at UAB									
South Florida									
<b>TOTALS</b>	<b>1</b>	<b>3</b>	<b>4</b>	<b>14</b>	<b>-9</b>	<b>4</b>	<b>9</b>	<b>13</b>	<b>36</b>

# 2024 RICE BIG PLAYS

Opponent	Rushing				Passing				Special Teams	
	10-19	20-29	30-39	40+	20-29	30-39	40-49	50+	Block	Ret. TD
Sam Houston	3	0	0	0	3	0	0	0	0	0
Texas Southern	3	2	1	2	1	1	0	0	0	0
at Houston	2	0	0	0	0	0	0	0	0	0
at Army West Point	2	0	0	0	1	1	0	0	0	0
Charlotte	3	0	1	2	3	0	1	0	1	0
UTSA	0	0	0	0	1	0	1	1	0	0
at Tulane	1	2	0	0	2	3	0	0	0	0
at Connecticut										
Navy										
at Memphis										
at UAB										
South Florida										
<b>TOTALS</b>	<b>14</b>	<b>4</b>	<b>1</b>	<b>3</b>	<b>11</b>	<b>5</b>	<b>2</b>	<b>0</b>	<b>1</b>	<b>0</b>

# 2024 OPPONENT BIG PLAYS

Opponent	Rushing				Passing				Special Teams	
	10-19	20-29	30-39	40+	20-29	30-39	40-49	50+	Block	Ret. TD
Sam Houston	6	0	1	0	2	1	0	1	0	0
Texas Southern	3	0	0	0	0	0	0	0	0	0
at Houston	2	1	2	1	1	0	1	0	0	1
at Army West Point	4	1	1	0	0	0	1	0	1	0
Charlotte	4	0	0	0	0	1	1	1	0	0
UTSA	3	1	0	0	3	1	1	0	0	0
at Tulane	7	1	0	0	2	0	0	0	0	0
at Connecticut										
Navy										
at Memphis										
at UAB										
South Florida										
<b>TOTALS</b>	<b>29</b>	<b>4</b>	<b>4</b>	<b>1</b>	<b>8</b>	<b>3</b>	<b>4</b>	<b>2</b>	<b>1</b>	<b>1</b>



# PLAYER NOTES

## QUARTERBACKS

### 13 EJ WARNER

- Threw for a season-high 347 yards and two TDs and added his first career rushing TD vs. UTSA.
- Let the Owls on a 65-yard march in the last two minutes to win the game on an 18-yard TD pass to Matt Sykes with :04 left.
- Has thrown at least one TD pass in 25 of 28 career games between Temple and Rice.
- Completing 61% of his passes in the first seven games (160-263) compared with .590 in two seasons at Temple (524-888).
- Transferred to Rice after two seasons in the AAC at Temple and is tied with Seth Henigan of Memphis among active AAC QBs with 41 touchdown passes since 2022 and second to Henigan (6,630) with 6,117 passing yards.

### 5 DREW DEVILLIER

- True freshman who joined the Owls in the summer and used a strong training camp to move into the #2 spot.
- Came on in relief vs. Houston and was 4-6 for 34 yards, leading the Owls to their touchdown in the fourth quarter.
- He made his debut vs. TSU (2-2, 15 yards) and took advantage of short fields to lead scoring drives on all three possessions.

## RUNNING BACKS

### 0 DEAN CONNORS 2024 CO-CAPTAIN

- Doak Walker & Earl Campbell Award Watch Lists
- Athlon Sports Preseason 1st Team All-AAC
- Dave Campbell's Texas Football All-Texas Midseason Team
- East-West Shrine Bowl Preseason 1000
- Allstate AFCA Good Works Team nominee
- Wuerffel Trophy nominee
- Topped 100 yards receiving for the first time in his career with five receptions for 109 yards and a touchdown vs. UTSA.
- He leads all FBS running backs with 41 receptions (one shy of his career high of 42 last season) and is the first Owl RB to have back-to-back seasons with 40 or more receptions.
- Topped 100 yards rushing for the fourth time in his career (second this year) with 121 on 14 carries vs. Charlotte, including runs of 51 and 49 yards.
- Has four career runs of better than 50 yards, the most by an Owl since Quinton Smith had five from 2003-06... No Owl had more than five dating back to 1997 (the first year data is available).
- 71-yard TD run vs. Texas Southern put Rice over 9,000 points at Rice Stadium.

### 21 TAJI ATKINS

- Looking to return to action after missing the last two games.
- Ran for 91 yards on 11 carries and scored the first two touchdowns of his career vs. TSU, including a career-long of 33 yards.
- Ran for 2,574 yards on only 178 carries (14.5 yards per carry/185 yards per game) and scored 36 touchdowns on the ground.
- Ran for better than 200 yards in each of the Mustangs' four playoff games, highlighted by a 403-yard effort vs. Klein Cain and 289 vs. Duncanville, and finished with 1,117 yards on 75 carries and 14 rushing TDs in the playoffs.

### 26 CHRISTIAN FRANCISCO

- Campbell Trophy nominee who has worked his way into the RB rotation.
- Caught his first career touchdown pass vs. Army.
- Caught the first two passes of his career for 26 yards and added a carry for eight yards vs. Houston.
- Carries a 3.95 GPA in Mechanical Engineering.

### 10 QUINTON JACKSON

- Reached the end zone for the first time in his career on a 13-yard pass from E.J. Warner vs. Charlotte.
- Ran for a career-best 40 yards (3 carries), including a career-long carry of 29 yards vs. TSU.
- Has rushed for a career-high 102 yards this year (21 carries)..

### 44 GERON HARGON CO-CAPTAIN (2024)

- Named by his teammates as a special teams captain in 2024 and brings 295 snaps on special teams and 45 on offense into 2024.

## WIDE RECEIVERS

### 2 KOBIE CAMPBELL

- Had six receptions for a career-best 100 yards at Tulane and now has a career-best 21 receptions for 250 yards.
- Has caught a pass in a career-best 10 straight games dating back to 2023.
- Celebrated his birthday with a career-long 40-yard run vs. TSU, six yards longer than his previous best of 34 vs. Houston in 2022.
- Caught four passes for 53 yards and a touchdown in the opener.
- TD was his first since he caught a 70-yard TD vs. TSU in 2023. .

### 6 DRAYDEN DICKMANN

- Made a strong move in the spring and carried that over in training camp to earn his first career start in the opener.
- Has caught a pass in five of the last six, including a crucial 14-yarder (career-high) vs. UTSA on 2nd and 25 with :09 left to set up the game-winning TD pass.
- Caught a pair of passes for 10 yards vs. Texas Southern.

### 8 MATT SYKES

- Leads the Owls with 452 receiving yards and second with 38 receptions on the season and leads all AAC receivers in receptions and yards in conference games (28-325).
- Caught seven for a career-high 85 yards, including the game-winning 18-yard TD with :04 left to defeat UTSA 29-27 after missing most of the week of practice after being admitted to the hospital on Monday.
- Catch was #10 on ESPN Sports Center's Top Ten that night.
- Scored for the first time as an Owl with a career-long 34-yard reception vs. TSU and added his second with a 16-yarder at Army.
- Came into the season with five career receptions (four at UCLA and one with Rice last season)..

### 11 TYSON THOMPSON

- Started the last four games and has three receptions for 11 yards and returned five punts for 14 yards, including a long of 12 at Army.
- Downed an Alex Bacchetta punt at the one to pin UTSA deep in its own end of the field last week.

### 81 BRAYLEN WALKER

- Tied for fourth on the Owls with a career-high 13 receptions, including a reception in a career-best seven consecutive games.
- Caught 13 passes for 200 yards and a pair of touchdowns in 2023 and added 30 yards on three rushing attempts in 2023.
- Tied his career-high in the 2023 Bayou Bucket with four receptions vs. Houston, including a 15-yard touchdown to extend the Owls' lead to 28-0.

## TIGHT ENDS

### 7 ELIJAH MOJARRO

- Caught his second career touchdown pass, a 31-yard toss from E.J. Warner on 4th and 1 vs. Tulane.
- Has caught a career-high nine for a career-best 136 yard.s
- Set career highs vs. Charlotte with four receptions for 73 yards and his first career touchdown.
- Combined with E.J. Warner on a 41-yard catch and run to put Rice back in front vs. the 49ers at the start of the fourth quarter.
- Transferred from Cal in time to join the Owls at the start of 2023 training camp and saw increasing action as the year progressed, playing in 10 games and made his first start as an Owl in the finale vs. Florida Atlantic.
- Tied for the team lead with three receptions for 35 yards against Texas State in the First Responders Bowl, which tied his previous career high.

### 16 GRAHAM WALKER

- Caught a season-high four passes for 31 yards vs. UTSA, including a pair of catches for 16 yards on the Owls' game-winning drive in the last two minutes.
- Grad transferred to Rice after compiling 127 receptions for 1,496 yards and 15 touchdowns in three seasons as a wide receiver at Brown.
- Third-team Phil Steele All-Ivy selection in 2023, catching 45 passes for 540 yards and six touchdowns.

## OFFENSIVE LINE

### 77 BRANDT BANKS

- Lombardi Award Watch List
- Athlon Sports Preseason 2nd Team All-AAC
- Made the move to right tackle in the opener after starting all 13 games at left guard in 2023 and leading the team with 845 offensive snaps... Named to Phil Steele's All-AAC fourth team.
- One of three married members of the Owls (Michael Daley & Faybian Marks), he married former Nebraska volleyball player Madi Kubick this summer.

### 79 WESTON KROPP

- Came off a strong preseason camp to earn his first career start (left guard) in the opener has started four of seven.
- Saw action in five games in 2023, compiling 20 snaps on offense as well as one special teams play.

### 69 CHAD LINDBERG

- Grad transfer from Georgia who made his first career college start vs. TSU after missing the opener while recovering from an injury at the start of training camp.
- Also started at guard vs. Army before moving to left tackle in the last three.
- Came to Rice with two years of eligibility after playing in 20 games and totaling 139 snaps in his career at Georgia.
- Played in 12 games (99 snaps) on the offensive line for the Bulldogs that ranked first in the SEC and seventh nationally in sacks allowed (0.93).
- Helped Georgia's offense finish second in the SEC and fifth in the nation in total offense (496.5), offensive passing efficiency (168.21), and scoring offense (40.1).

### 76 JOHN LONG

- Returned to the starting lineup at Tulane after missing the last three with an injury.
- Grabbed a deflected pass at Tulane for his first career reception.
- Played in 12 of 13 games and made 10 starts at right guard in 2022 and was third on the offense with 700 snaps before missing all by nine snaps of the 2023 season.
- Made his debut with a pair of plays on special teams at USC in the 2022 opener, then found himself in the starting lineup the next week vs. McNeese.

### 64 DAVID STICKLE

- Transfer from Florida State joined the Owls in the summer and made his first career collegiate start (center) in the opener.
- Originally walked on at FSU and saw action in 14 games in three seasons and has 161 career snaps.

### 78 ETHAN ONIANWA

- Phil Steele Preseason First Team All-AAC
- Shrine Bowl Preseason 1000
- Leads the Owls with a 90.1 pass blocking grade from PFF.
- Made the move to start at left tackle in the opener vs. TSU after 29 games (25 starts) on the right side.
- Streak of 28 consecutive starts snapped vs. Charlotte and has missed the last three games.
- Anchored the right side of the Owls' offensive line in 2023, starting all 13 games and matching Brant Banks for the most offensive snaps (836).

## DEFENSIVE LINE

### 75 BLAKE BOENISCH

- Credited with four stops at Tulane including his third TFL to set a career high.
- Credited with a career-high six tackles vs. Houston.
- Saw action in all 13 games and was credited with 26 tackles (11/15), including a career-best 2.5 TFL for a loss of five yards.
- Played a career-high 42 snaps vs. SMU.

### 50 IZEYA FLOYD CO-CAPTAIN (2023, 2024)

- Credited with a season-high six tackles at Army.
- Has made 22 consecutive starts on the defensive line.
- Credited with a career-high 25 tackles in 2023 while playing a career-high 467 snaps.
- Credited with a season-high seven tackles on the road at Charlotte, one shy of his career-high of eight at Louisiana Tech in 2022.

### 49 MICHAEL DALEY

- Transfer from BYU who picked up his first career sack with a six-yard loss vs. UTSA and followed that with his second at Tulane.
- Credited with a career-best three tackles at Tulane, 1.5 for loss.
- Has nine tackles in six games (missed Charlotte) and TFLs in the last four.
- One of three Owls who are married.

### 74 MICHAEL LARBIE

- Tied for the team lead with a career-high 3.5 sacks and 5.5 of his 13 tackles have been for a loss.
- Matched his career-best with 1.5 TFLs at Tulane (third time this year).
- Second on the team lead with a career-high seven QB pressures



**94 CHARLIE LOOES**

- Athlon Sports Preseason 4th Team All-AAC after grad transferring from Dartmouth.
- Leads the team lead with 12 QB pressures and eight hurries and tied for third with 5.0 TFL.
- Credited with a season-high nine stops at Army, the second-best total of his career.
- Credited with a sack on the first series of the year in his debut and finished with 1.5 vs. Sam Houston.
- Finalist for the Bushnell Cup (Ivy League Player of the Year).
- Led the Ivy League with 7.5 sacks overall and 6.0 sacks in league play.

**8 JOSEPH MUTOMBO**

- Credited with four tackles, two for loss and one sack and added an interception and a QB hurry on a career-high 27 snaps vs. Charlotte.
- Interception was the first by an Owls DE since Josh Percy had one of their five picks at Marshall in 2020.

**12 JOSH PERCY**  
CO-CAPTAIN (2022, 2023, 2024)

- Athlon Sports Preseason 2nd Team All-AAC
- East-West Shrine Bowl Preseason 1000
- Reese's Senior Bowl Preseason Watch List
- Tied his career high with two sacks vs. Charlotte to move his career total to 16.5, which ranks fifth in school history. Brian Womack is fourth with 17 and ND Kalu is third with 20.
- Finished with 2.5 TFL vs. Charlotte and ranks ninth with 32.5 in his career... Dan Dawson is eighth with 33 and Alonzo Williams seventh with 35.
- Named a co-captain by his teammates for a third consecutive year, the first three-time captain since Chase Clement, Jarett Dillard, and Brian Raines from 2006-08.

**LINEBACKERS**

**7 CHIKE ANIGBOGU**  
CO-CAPTAIN (2023-24)

- Named a co-captain for the second consecutive year.
- Credited with his third career sack on his only pass rush vs. UTSA.
- Scored his first career touchdown and had the Owls' first punt return TD since 2012 when he scooped a blocked punt vs. SMU in 2023 and returned it 15 yards.
- Has 727 career snaps on special teams and 354 on defense.

**2 DJ ARKANSAS**

- Made his second career start in the opener and was credited with a pair of tackles and two hurries.
- Credited with 34 tackles while playing in all 13 games in 2023 and making one start.
- Tied for second on the team with five QB hits per PFF, including two on eight rushes against Texas State in the 2023 First Responder Bowl.
- Credited with a solo sack for a loss of 10 at Charlotte and shared a sack with Ty Morris vs. Florida Atlantic.

**27 ANDREW AWE**

- Made his 12th career start (6th in 2024) at Tulane.
- Tied for eighth on the team with 25 tackles, including a career-best eight vs. Charlotte.
- Posted his top two grades from PFF in the final two games of the 2023 season (86.7 vs. Charlotte, 77.8 vs. Florida Atlantic)

**3 TY MORRIS**

- Leads the team with 37 after collecting six at Tulane, including a career-high 1.5 for loss.
- Made his first career start vs. Houston and was credited with five tackles.
- Credited with a then career-best five tackles, including his first career solo sack, in the opener.
- Joined his brother (Elroyal III) in collecting a sack vs. Sam Houston.

**33 MYRON MORRISON**

- Returns for his sixth season and his third as a starter at linebacker.
- Posted a career-best grade of 91.4 from PFF vs. UTSA with five tackles and tied his career-high with two TFL.
- Named to PFF's National Team of the Week vs. UTSA
- Leads the team with 6.0 TFL this year, .5 shy of his career-best set in 2022.
- Honorable Mention All-AAC honors in 2023 while finishing second with 80 tackles and playing in a career-best 682 defensive snaps in 2023.
- Third on the team with 20 total pressures, coming on only 81 pass rushes (1/4.1 pass rushes).

**56 BLAISE TITA**

- Tied for fourth on the team with 30 tackles on just 143 snaps.
- Tied for fifth on the team with six total pressures, coming on just 25 pass rush attempts.

**DEFENSIVE BACKS**

**17 MAX AHOIA**

- Moved into a starter's role with a strong spring and training camp and was credited with six tackles and shared a TFL in his starting debut vs. Sam Houston.
- Has four PBU in the last two games.
- Broke up a pair of passes vs. UTSA and was credited with five tackles.
- Saw action in 10 games in 2023, with 86 snaps on special teams and 17 on defense.

**14 EPHRAIM DOTSON**

- True freshman who moved into the cornerback rotation with a standout training camp.
- Made his debut vs. TSU
- Two-time, All-District 20-6A selection at Hightower HS.

**1 SEAN FRESCH**

- Athlon Sports Preseason 3rd Team All-AAC
- Credited with a career-best 11 tackles (10 solo) and broke up a pass vs. UTSA, while also chipping in on offense with the first reception of his career for 40 yards to set up the Owls' third TD.
- Has broken up a pass in five of the first seven games and has 25 in his career.
- 36 career starts are tops on the 2024 Owls.
- Started all 13 games in 2023 and posted career highs in tackles (50) TFL (3/17), sacks (1/9) as well as punt returns (16), and punt return yardage (160).
- Credited with his first career sack as part of a two-TFL effort at Charlotte.

## 31 TYSON FLOWERS

- Picked off his first career pass and returned it 34 yards for a touchdown vs. Texas Southern.
- Credited with five tackles in the opener.
- Played 317 snaps on defense in 2023 and had an 83.1 coverage grade from PFF.
- Saw action in 11 games (2 starts) and finished the season with 25 tackles, including a career-high eight vs. SMU in his first career start.
- Credited with a hurry and his first career sack on seven pass rushes in the First Responders Bowl

## 29 DAVEON HOOK

- Has 25 tackles in the last five games to move into a tie for sixth with a career-high 27.
- Came on in relief vs. Houston and tied his career-high with six tackles and followed that with a career-best seven stops vs. Army the following week.
- Credited with a TFL vs. Houston and has a career-best 1.5 this year.
- First career start was in the First Responder Bowl where he recorded a career-high six tackles. and was played a career--high 66 snaps.

## 22 JONATHAN JEAN

- Credited with four tackles, including a career-best 1.5 TFL in the opener.
- Played in 11 games in 2023, the final six games with a cast on his left hand after returning from surgery.
- Made his starting debut against Houston in the 2023 Bayou Bucket and had four tackles.
- Reached double figures in tackles for the first time when he was credited with 11 vs. Tulane, including his first career sack.

## 26 GABRIEL TAYLOR

- Jim Thorpe Award Watch List
- Athlon Sports Preseason 1st Team All-AAC.
- East-West Shrine Bowl Preseason 1000
- 2023 Honorable mention All-AAC honors from conference coaches.
- Third on the team with 34 tackles and sixth with a career-best 4.0 TFL (came into 2024 with three in his career.
- Credited with five tackles in the opener.
- Owls' active leader with seven interceptions and his 178 career return yards rank eighth in school history
- Average of 25.4 yards per return ranks third in school history.
- Saw action in 12 of 13 games (all starts) and topped 55 tackles for the third consecutive year, finishing third on the team with 59.
- Second on the team with 10 passes defended, two interceptions, and eight breakups.

## SPECIAL TEAMS

### 91 ALEX BACCHETTA

- Fifth in the AAC with a 43.0 average on 30 punts this season.
- Averaged 45.5 on four punts vs. UTSA, including a career-long of 57.
- Transferred from Penn State, where he did not see action last year, but averaged 40 yards on four punts vs. Maryland and Rutgers in 2022 and placed three of four inside the 20.

### 28 ENOCK GOTA

- Second in the AAC with an 82.6 touchback percentage on kickoffs this year (19 of 23) after finishing second last year at 61.7.
- Booted a career-best 46-yard field goal as time expired in the first half vs. UTSA.
- Scored a career-best 14 points with eight extra points and a pair of field goals vs. TSU.... Eight PAT's match the second-best single-game total in school history.
- Two field goals vs. TSU were the first of his career, with a long of 44 yards.

### 15 TIM HORN

- Converted his first field goal attempt of the season at Tulane (35) and added a PAT (50th of his career).
- Scored a career-high 71 points in 2023 by converting all 47 PATs and 8-12 field goals.
- Tied for second with Chris Boswell (2013) on the Owls' single-season chart with 47 PATs .
- Scored a career-high 10 points vs. Texas Southern (7 PATs, 1 FG) and kicked a pair of field goals vs. Charlotte for a career-high.
- Booted a career-long, 48-yard field goal vs. Texas Southern and was 3-5 from 40+ yards.

### 48 WYATT FREEMAN

- Transfer from the Naval Academy Prep school in 2023 and took over the Owls' deep snapping chores and was perfect on 59 place kicks and 54 punt snaps over 13 games.

## RETURNERS

### 1 SEAN FRESCH

- Has averaged 9.6 yards over 44 career punt returns including a long of 48 with 1:19 left in the game to set up the winning touchdown against LA Tech on Senior Day in 2021.
- 44 career punt returns are tied for fifth and four to move up to fourth.
- Has 402 career punt return yards and needs 47 to move into fifth on the Rice career list.

### 10 QUINTON JACKSON

- Fourth in the AAC averaging 21.4 on 12 kick returns this year.
- Broke off a 30-yard return to set up Rice's game-winning drive vs. UTSA in the final two minutes.
- Has 650 career KOR yards, Gene Fleming is 10th on the Rice career list with 885.
- Led the team and fourth in the AAC in 2023 with a 23.12 average on 17 kickoff returns (398 yards) the most by an Owl since Austin Walter had 491 yards (18 returns) in 2018.
- Broke off a 44-yard return vs. SMU, the longest by an Owl since Juma Otoviano's 50-yarder on Oct. 23, 2021 at UAB.
- Totaled 114 yards on four kick returns vs. UConn, the highest single-game total by an Owl since Otoviano had 123 yards on five returns vs. Louisiana Tech in 2021.



# TEAM STATISTICS

## Team Statistics

	RICE	OPP
<b>Scoring</b>	<b>384</b>	<b>365</b>
Points per game	29.5	28.1
Points Off Turnovers	56	49
<b>First Downs</b>	<b>248</b>	<b>251</b>
Rushing	83	96
Passing	140	129
Penalty	25	26
<b>Rushing Yardage</b>	<b>1436</b>	<b>1990</b>
Yards gained rushing	1771	2298
Yards lost rushing	335	308
Rushing attempts	387	484
Average per rush	3.7	4.1
Average per game	110.5	153.1
TDs Rushing	21	23
<b>Passing Yardage</b>	<b>3282</b>	<b>2751</b>
Comp-Att-Int	268-431-16	220-378-5
Average per pass	7.6	7.3
Average per catch	12.2	12.5
Average per game	252.5	211.6
TDs Passing	29	17
<b>Total offense</b>	<b>4718</b>	<b>4741</b>
Total plays	818	862
Average per play	5.8	5.5
Average per game	362.9	364.7
Kick returns: #-Yards	27-548	18-295
Punt returns: #-Yards	19-197	16-166
Int returns: #-Yards	5-98	16-169
Kick return average	20.3	16.4
Punt return average	10.4	10.4
Int return average	19.6	10.6
Fumbles-Lost	15-10	11-7
Penalties-Yards	74-628	81-771
Average per game	48.3	59.3
Punts-Yards	54-2123	56-2375
Average per punt	39.3	42.4
Net punt average	35.9	37.4
Kickoffs-Yards	68-4272	71-4182
Average per kick	62.8	58.9
Net kick average	40.3	38.4
Time of possession / game	32:06	28:59
3rd-down conversion	60/156	66/178
3rd-down pct	38%	37%
4rd-down conversion	16/24	11/27



# TEAM STATISTICS

	<b>RICE</b>	<b>OPP</b>
4rd-down pct	67%	41%
<b>Sacks by-Yards</b>	<b>23-162</b>	<b>29-201</b>
<b>Misc Yards</b>	<b>0</b>	<b>0</b>
<b>Touchdowns scored</b>	<b>51</b>	<b>44</b>
<b>Field goals - attempts</b>	<b>8-12</b>	<b>19-24</b>
<b>On-Side kicks</b>	<b>0-2</b>	<b>0-0</b>
<b>Red-zone scores</b>	<b>(42-47) 89%</b>	<b>(36-48) 75%</b>
<b>Red-zone touchdowns</b>	<b>(36-47) 77%</b>	<b>(28-48) 58%</b>
<b>PAT-attempts</b>	<b>(48-48) 100%</b>	<b>(38-39) 97%</b>
<b>2-point conversion-attempts</b>	<b>(3-3) 100%</b>	<b>(3-5) 60%</b>
<b>Attendance</b>	<b>143794</b>	<b>183315</b>
Games / Avg per game	7/20542	5/36663
Neutral site games	-	1/26542

## Score by Periods

<b>Team</b>	<b>1st</b>	<b>2nd</b>	<b>3rd</b>	<b>4th</b>	<b>OT</b>	<b>TOT</b>
Rice	128	83	88	70	15	384
Opponents	61	113	94	84	13	365



# RESULTS

	08/31/2024	Sam Houston	L	14-34	0-1	0-0	3:26	17298
	09/07/2024	Texas Southern	W	69-7	1-1	0-0	3:33	17760
	09/14/2024	at Houston	L	7-33	1-2	0-0	3:13	28146
*	09/21/2024	at Army West Point	L	14-37	1-3	0-1	3:04	26654
*	09/28/2024	Charlotte	L	20-21	1-4	0-2	3:48	17455
*	10/12/2024	UTSA	W	29-27	2-4	1-2	3:59	18660
*	10/19/2024	at Tulane	L	10-24	2-5	1-3	3:38	22897

# INDIVIDUAL STATISTICS

## Rushing

Player	gp	att	gain	loss	net	avg	td	lg	avg/g
Dean Connors	7	74	488	16	472	6.4	6	71	67.4
Taji Atkins	5	24	162	4	158	6.6	2	33	31.6
Quinton Jackson	7	25	116	17	99	4.0	0	29	14.1
Kobie Campbell	7	1	40	0	40	40.0	0	40	5.7
Coleman Bennett	4	2	28	0	28	14.0	1	22	7.0
Christian Francisco	6	4	16	2	14	3.5	0	8	2.3
Drew Devillier	2	3	13	0	13	4.3	0	7	6.5
E.J. Warner	7	17	53	42	11	0.6	1	10	1.6
Drayden Dickmann	7	1	4	0	4	4.0	0	4	0.6
Chase Jenkins	1	1	2	0	2	2.0	0	2	2.0
Matt Sykes	7	2	0	4	-4	-2.0	0	0	-0.6
Alex Bacchetta	7	1	0	19	-19	-19.0	0	0	-2.7
Team	7	1	0	2	-2	-2.0	0	0	-0.3
<b>Total</b>	<b>7</b>	<b>156</b>	<b>922</b>	<b>106</b>	<b>816</b>	<b>5.2</b>	<b>10</b>	<b>71</b>	<b>116.6</b>
<b>Opponents</b>	<b>7</b>	<b>282</b>	<b>1318</b>	<b>218</b>	<b>1100</b>	<b>3.9</b>	<b>9</b>	<b>65</b>	<b>157.1</b>

## Passing

Player	gp	effic	comp	att	int	pct	yds	td	lg	avg/g
E.J. Warner	7	116.8	160	263	9	60.8	1573	10	69	224.7
Drew Devillier	2	126.5	6	8	0	75.0	49	0	14	24.5
Quinton Jackson	7	276.4	1	1	0	100.0	21	0	21	3.0
<b>Total</b>	<b>7</b>	<b>117.7</b>	<b>167</b>	<b>272</b>	<b>9</b>	<b>61.4</b>	<b>1643</b>	<b>10</b>	<b>69</b>	<b>234.7</b>
<b>Opponents</b>	<b>7</b>	<b>129.4</b>	<b>105</b>	<b>184</b>	<b>3</b>	<b>57.1</b>	<b>1185</b>	<b>12</b>	<b>67</b>	<b>169.3</b>

## Receiving

Player	gp	no.	yds	avg	td	lg	avg/g
Dean Connors	7	41	282	6.9	1	69	40.3
Matt Sykes	7	38	452	11.9	3	34	64.6
Kobie Campbell	7	21	250	11.9	1	33	35.7
Braylen Walker	7	14	143	10.2	1	26	20.4
Boden Groen	4	12	94	7.8	0	21	23.5
Graham Walker	7	10	108	10.8	0	33	15.4
Elijah Mojarro	6	9	136	15.1	2	41	22.7
Drayden Dickmann	7	6	38	6.3	0	14	5.4
Christian Francisco	6	5	50	10.0	1	16	8.3
Quinton Jackson	7	4	33	8.3	1	15	4.7
Tyson Thompson	7	3	11	3.7	0	6	1.6
JoVoni Johnson-McCray	5	1	6	6.0	0	6	1.2
Sean Fresch	7	1	40	40.0	0	40	5.7
John Long	4	1	-8	-8.0	0	0	-2.0
Micah Barnett	6	1	8	8.0	0	8	1.3

## Punt Returns

Player	no.	yds	avg	td	lg
Tyson Thompson	8	56	7.0	0	25
Sean Fresch	8	50	6.3	0	20
<b>Total</b>	<b>16</b>	<b>106</b>	<b>6.6</b>	<b>0</b>	<b>25</b>
<b>Opponents</b>	<b>8</b>	<b>88</b>	<b>11.0</b>	<b>1</b>	<b>75</b>

## Interceptions

Player	no.	yds	avg	td	lg
Marcus Williams	1	11	11.0	0	11
Tyson Flowers	1	34	34.0	1	34
Joseph Mutombo	1	9	9.0	0	9
<b>Total</b>	<b>3</b>	<b>54</b>	<b>18.0</b>	<b>1</b>	<b>34</b>
<b>Opponents</b>	<b>9</b>	<b>66</b>	<b>7.3</b>	<b>1</b>	<b>30</b>

## Kick Returns

Player	no.	yds	avg	td	lg
Quinton Jackson	12	257	21.4	0	32
Christian Francisco	1	15	15.0	0	15
<b>Total</b>	<b>13</b>	<b>272</b>	<b>20.9</b>	<b>0</b>	<b>32</b>
<b>Opponents</b>	<b>6</b>	<b>107</b>	<b>17.8</b>	<b>0</b>	<b>43</b>

## Fumble Returns

Player	no.	yds	avg	td	lg
Blaise Tits	1	0	0.0	0	0
<b>Total</b>	<b>1</b>	<b>0</b>	<b>0.0</b>	<b>0</b>	<b>0</b>
<b>Opponents</b>	<b>4</b>	<b>15</b>	<b>3.8</b>	<b>1</b>	<b>15</b>

# INDIVIDUAL STATISTICS

### Scoring

Player	td	fg	PAT						pts
			kick	rush	rcv	pass	dxp	saf	
Dean Connors	7	-	-	1	-	-	-	-	44
Enock Gota	-	5-8	13-14	-	-	-	-	-	28
Matt Sykes	3	-	-	-	-	-	-	-	18
Elijah Mojarro	2	-	-	-	-	-	-	-	12
Taji Atkins	2	-	-	-	-	-	-	-	12
Tim Horn	-	1-2	4-4	-	-	-	-	-	7
Kobie Campbell	1	-	-	-	-	-	-	-	6
Coleman Bennett	1	-	-	-	-	-	-	-	6
Christian Francisco	1	-	-	-	-	-	-	-	6
E.J. Warner	1	-	-	-	-	-	-	-	6
Quinton Jackson	1	-	-	-	-	-	-	-	6
Tyson Flowers	1	-	-	-	-	-	-	-	6
Braylen Walker	1	-	-	-	-	-	-	-	6
<b>Total</b>	<b>21</b>	<b>6-10</b>	<b>17-18</b>	<b>1</b>	<b>0</b>	<b>0</b>	<b>0</b>	<b>0</b>	<b>163</b>
<b>Opponents</b>	<b>24</b>	<b>5-8</b>	<b>22-23</b>	<b>0</b>	<b>0</b>	<b>0</b>	<b>0</b>	<b>1</b>	<b>183</b>

### Total Offense

Player	g	plays	rush	pass	total	avg/g
E.J. Warner	7	280	11	1573	1584	226.3
Dean Connors	7	74	472	0	472	67.4
Taji Atkins	5	24	158	0	158	31.6
Quinton Jackson	7	26	99	21	120	17.1
Drew Devillier	2	11	13	49	62	31.0
Kobie Campbell	7	1	40	0	40	5.7
Coleman Bennett	4	2	28	0	28	7.0
Christian Francisco	6	4	14	0	14	2.3
Drayden Dickmann	7	1	4	0	4	0.6
Chase Jenkins	1	1	2	0	2	2.0
Matt Sykes	7	2	-4	0	-4	-0.6
Alex Bacchetta	7	1	-19	0	-19	-2.7
Team	7	0	-2	0	-2	-0.3
<b>Total</b>	<b>7</b>	<b>428</b>	<b>816</b>	<b>1643</b>	<b>2459</b>	<b>351.3</b>
<b>Opponents</b>	<b>7</b>	<b>466</b>	<b>1100</b>	<b>1185</b>	<b>2285</b>	<b>326.4</b>

### Field Goals

Player	fg	pct.	01-19	20-29	30-39	40-49	50-99	lg	blk
Enock Gota	5-8	62.5	0-0	2-2	1-3	2-3	0-0	46	1
Tim Horn	1-2	50.0	0-0	0-0	1-2	0-0	0-0	35	0
<b>Opponents</b>	<b>5-8</b>	<b>62.5</b>	<b>0-0</b>	<b>2-3</b>	<b>0-1</b>	<b>1-2</b>	<b>2-2</b>	<b>52</b>	<b>0</b>

### Punting

Player	no.	yds	avg	lg	tb	fc	20	50+	blk
Alex Bacchetta	30	1290	43.0	57	2	14	8	8	0
Conor Hunt	3	97	32.3	38	0	0	3	0	0
Team	1	26	26.0	0	0	0	0	0	1
<b>Total</b>	<b>34</b>	<b>1413</b>	<b>41.6</b>	<b>57</b>	<b>2</b>	<b>14</b>	<b>11</b>	<b>8</b>	<b>1</b>
<b>Opponents</b>	<b>39</b>	<b>1566</b>	<b>40.2</b>	<b>64</b>	<b>1</b>	<b>13</b>	<b>11</b>	<b>7</b>	<b>0</b>

### FG Sequence

Team Name	Rice	Opponents
Army West Point	37	
Sam Houston	37	(52),(26),28
UTSA	(46),36	46,(45),(52)
Charlotte	(32),(25),40	
Texas Southern	(25),(44)	
Tulane	(35)	(28)
Houston		31

### Kickoffs

Player	no.	yds	avg	tb	ob	retn	net	yd/n
Enock Gota	23	1459	63.4	19	0			
Tim Horn	8	443	55.4	4	0			
Alex Bacchetta	2	133	66.5	1	0			
<b>Total</b>	<b>33</b>	<b>2035</b>	<b>61.7</b>	<b>24</b>	<b>0</b>	<b>7</b>	<b>39</b>	<b>25</b>
<b>Opponents</b>	<b>35</b>	<b>2091</b>	<b>59.7</b>	<b>15</b>	<b>4</b>	<b>13</b>	<b>37.7</b>	<b>27</b>

Numbers in parentheses indicate field goal was made



# INDIVIDUAL STATISTICS

## All Purpose

Player	g	rush	rcv	pr	kr	ir	total	avg/g
Dean Connors	7	472	282	0	0	0	754	107.7
Matt Sykes	7	-4	452	0	0	0	448	64.0
Quinton Jackson	7	99	33	0	257	0	389	55.6
Kobie Campbell	7	40	250	0	0	0	290	41.4
Taji Atkins	5	158	0	0	0	0	158	31.6
Braylen Walker	7	0	143	0	0	0	143	20.4
Elijah Mojarro	6	0	136	0	0	0	136	22.7
Graham Walker	7	0	108	0	0	0	108	15.4
Boden Groen	4	0	94	0	0	0	94	23.5
Sean Fresch	7	0	40	50	0	0	90	12.9
Christian Francisco	6	14	50	0	15	0	79	13.2
Tyson Thompson	7	0	11	56	0	0	67	9.6
Drayden Dickmann	7	4	38	0	0	0	42	6.0
Tyson Flowers	5	0	0	0	0	34	34	6.8
Coleman Bennett	4	28	0	0	0	0	28	7.0
Drew Devillier	2	13	0	0	0	0	13	6.5
Marcus Williams	3	0	0	0	0	11	11	3.7
E.J. Warner	7	11	0	0	0	0	11	1.6
Joseph Mutombo	7	0	0	0	0	9	9	1.3
Micah Barnett	6	0	8	0	0	0	8	1.3
JoVoni Johnson-McCray	5	0	6	0	0	0	6	1.2
Chase Jenkins	1	2	0	0	0	0	2	2.0
John Long	4	0	-8	0	0	0	-8	-2.0
Alex Bacchetta	7	-19	0	0	0	0	-19	-2.7
Team	7	-2	0	0	0	0	-2	-0.3
<b>Total</b>	<b>7</b>	<b>816</b>	<b>1643</b>	<b>106</b>	<b>272</b>	<b>54</b>	<b>2891</b>	<b>413.0</b>
<b>Opponents</b>	<b>7</b>	<b>1100</b>	<b>1185</b>	<b>88</b>	<b>107</b>	<b>66</b>	<b>2546</b>	<b>363.7</b>

# INDIVIDUAL DEFENSIVE STATISTICS

**Team Defense**

##	Player	gp	Tackles				Sacks	Pass defense			Fumbles		blkd	
			ua	a	tot	tfl/yds		no-yds	int-yds	brup	qbh	fr-yds	ff	kick
3	Ty Morris	7	17	20	37	4.5-28	2-22	.	.	.	.	.	.	.
1	Sean Fresch	7	28	7	35	.	.	.	5	.	.	.	.	.
26	Gabriel Taylor	7	16	18	34	4-17	1-6	.	3	.	.	.	.	.
94	Charles Looes	7	13	17	30	5-18	1.5-8	.	.	1	.	.	.	.
56	Blaise Tita	7	11	19	30	2.5-19	2-18	.	.	2	1-0	.	.	.
5	Josh Percy	7	9	18	27	5-30	3.5-27	.	1	2	.	.	.	.
29	Daveon Hook	7	24	3	27	1.5-5	.	.	.	1	.	.	.	.
33	Myron Morrison	7	16	9	25	6-24	1.5-7	.	.	2	.	1	.	.
27	Andrew Awe	7	14	11	25	1-3	.	.	.	1	.	.	.	.
17	Max Ahoia	7	16	8	24	0.5-0	.	.	5	.	.	.	.	.
75	Blake Boenisch	6	14	5	19	3-7	.	.	.	.	.	.	.	.
50	Izeya Floyd	7	6	11	17	1-3	.	.	1	1	.	.	.	.
31	Tyson Flowers	5	12	4	16	1-2	.	1-34	1	.	.	1	.	.
2	DJ Arkansas	6	9	5	14	.	.	.	.	2	.	.	.	.
74	Michael Larbie	7	4	9	13	5.5-19	3.5-16	.	1	.	.	.	.	.
9	Peyton Stevenson	7	6	4	10	1-2	.	.	1	1	.	.	.	.
45	Demone Green	3	4	6	10	1.5-7	1.5-7	.	1	1	.	.	.	.
22	Jonathan Jean	4	5	4	9	1.5-2	.	.	1	.	.	.	.	.
30	Elroyal Morris	7	5	4	9	1.5-8	1.5-8	.	.	1	.	1	.	.
49	Michael Daley	6	7	2	9	4.5-28	2-22	.	.	.	.	1	.	.
8	Joseph Mutombo	7	4	3	7	2-6	1-4	1-9	.	1	.	.	.	.
16	Chibby Nwajuaku	3	4	3	7	0.5-1	.	.	.	.	.	.	.	.
7	Chike Anigbogu	7	4	2	6	2.5-10	1-6	.	1	1	.	.	.	.
41	Plae Wyatt	1	3	2	5	.	.	.	.	.	.	.	.	.
57	Aquantis Clemmons	3	2	3	5	0.5-1	.	.	.	.	.	.	.	.
23	Faybian Marks	5	3	1	4	.	.	.	1	.	.	.	.	.
4	Marcus Williams	3	1	3	4	.	.	1-11	.	.	.	1	.	.
13	Lamont Narcisse	2	2	1	3	.	.	.	.	.	.	.	.	.
47	Christian Edgar	7	1	2	3	.	.	.	.	.	.	.	.	.
78	Ethan Onianwa	5	1	1	2	.	.	.	.	.	.	.	.	.
42	Cooper King	2	.	2	2	.	.	.	.	.	.	.	.	.
2	Kobie Campbell	7	1	.	1	.	.	.	.	.	.	.	.	.
8	Matt Sykes	7	1	.	1	.	.	.	.	.	.	.	.	.
64	David Stickle	7	.	1	1	.	.	.	.	.	.	.	.	.
54	Beau Barton	7	.	1	1	.	.	.	.	.	.	.	.	.
25	AJ Stephens	2	.	1	1	.	.	.	.	.	.	.	.	.
52	Jalen Hargrove	5	1	.	1	.	.	.	.	.	.	.	.	.
77	Brant Banks	7	1	.	1	.	.	.	.	.	.	.	.	.
81	Braylen Walker	7	1	.	1	.	.	.	.	.	.	.	.	.
79	Weston Kropp	6	1	.	1	.	.	.	.	.	.	.	.	.
38	Shepherd Bowling	1	1	.	1	.	.	.	.	.	.	.	.	.





# GAME-BY-GAME DEFENSIVE STATISTICS

## Total Tackles

Player	S-A	Total	SHSU	TSU	UH	ARM	CLT	UTSA	Tulane
Ty Morris	17-20	37	3-2	1-2	1-4	2-6	2-1	4-3	4-2
Sean Fresch	28-7	35	3-0	1-1	6-3	4-1	1-0	10-1	3-1
Gabriel Taylor	16-18	34	4-3	1-1	1-3	1-5	3-1	2-4	4-1
Charles Looes	13-17	30	2-2	0-2	2-2	3-6	3-0	2-4	1-1
Blaise Tita	11-19	30	-	2-4	2-3	2-7	2-2	1-3	2-0
Daveon Hook	24-3	27	1-0	1-1	5-1	6-1	6-0	2-0	3-0
Josh Percy	9-18	27	2-5	0-2	2-3	1-3	2-2	0-2	2-1
Myron Morrison	16-9	25	2-1	1-3	1-1	2-1	1-0	4-1	5-2
Andrew Awe	14-11	25	4-0	1-3	0-2	0-5	3-0	5-1	1-0
Max Ahoia	16-8	24	3-3	1-0	1-2	2-1	2-1	5-0	2-1
Blake Boenisch	14-5	19	2-0	3-0	4-2	2-1	DNP	1-0	2-2
Izeya Floyd	6-11	17	1-0	-	2-2	0-6	1-2	1-1	1-0
Tyson Flowers	12-4	16	4-2	1-1	-	DNP	DNP	5-1	2-0
Dj Arkansas	9-5	14	2-0	1-0	0-1	0-4	DNP	3-0	3-0
Michael Larbie	4-9	13	1-1	-	1-1	0-3	1-1	0-2	1-1
Peyton Stevenson	6-4	10	0-1	1-1	1-0	0-1	3-1	-	1-0
Demone Green	4-6	10	4-2	0-2	0-2	DNP	DNP	DNP	DNP
Michael Daley	7-2	9	1-0	2-0	2-0	-	DNP	1-0	1-2
Jonathan Jean	5-4	9	3-1	1-1	1-1	0-1	DNP	DNP	DNP
Elroyal Morris	5-4	9	0-1	-	2-1	0-2	1-0	1-0	1-0
Joseph Mutombo	4-3	7	-	0-1	-	-	4-0	0-1	0-1
Chibby Nwajuaku	4-3	7	DNP	3-2	DNP	DNP	-	DNP	1-1
Chike Anigbogu	4-2	6	1-0	0-1	-	2-1	-	1-0	-
Plae Wyatt	3-2	5	3-2	DNP	DNP	DNP	DNP	DNP	DNP
Aquantis Clemmons	2-3	5	DNP	1-1	DNP	1-2	-	DNP	DNP
Faybian Marks	3-1	4	DNP	DNP	-	1-0	1-1	-	1-0
Marcus Williams	1-3	4	0-2	1-1	-	DNP	DNP	DNP	DNP
Lamont Narcisse	2-1	3	DNP	DNP	DNP	1-1	1-0	DNP	DNP
Christian Edgar	1-2	3	-	0-2	-	-	1-0	-	-
Ethan Onianwa	1-1	2	-	-	-	1-0	DNP	DNP	0-1
Cooper King	0-2	2	DNP	0-2	DNP	-	DNP	DNP	DNP
Kobie Campbell	1-0	1	1-0	-	-	-	-	-	-
Matt Sykes	1-0	1	-	1-0	-	-	-	-	-
Enock Gota	1-0	1	-	-	-	-	-	1-0	-
Shepherd Bowling	1-0	1	DNP	1-0	DNP	DNP	DNP	DNP	DNP
Jalen Hargrove	1-0	1	DNP	1-0	-	-	-	-	DNP
Brant Banks	1-0	1	-	-	1-0	-	-	-	-
Weston Kropp	1-0	1	-	-	-	1-0	-	-	DNP
Braylen Walker	1-0	1	-	-	-	-	-	-	1-0
Aj Stephens	0-1	1	-	0-1	DNP	DNP	DNP	DNP	DNP
Beau Barton	0-1	1	-	0-1	-	-	-	-	-
David Stickle	0-1	1	-	-	-	-	-	-	0-1

# GAME-BY-GAME SACKS

Player	UA-A	Total	SHSU	TSU	UH	ARM	CLT	UTSA	Tulane
Josh Percy	3-1	3.5	0.5-1	-	1-9	-	2-17	-	-
Michael Larbie	3-1	3.5	1.5-5	-	1-2	-	1-9	-	-
Ty Morris	2-0	2	1-6	-	-	-	-	-	1-16
Michael Daley	2-0	2	-	-	-	-	DNP	1-6	1-16
Blaise Tita	1-2	2	-	2-18	-	-	-	-	-
Elroyal Morris	1-1	1.5	0.5-3	-	1-5	-	-	-	-
Myron Morrison	1-1	1.5	1-2	0.5-5	-	-	-	-	-
Demone Green	1-1	1.5	1-4	0.5-3	-	DNP	DNP	DNP	DNP
Charles Looes	1-1	1.5	1.5-8	-	-	-	-	-	-
Chike Anigbogu	1-0	1	-	-	-	-	-	1-6	-
Joseph Mutombo	1-0	1	-	-	-	-	1-4	-	-
Gabriel Taylor	1-0	1	-	1-6	-	-	-	-	-

**Punt Returns**

Player	No-Yds	SHSU	TSU	UH	ARM	CLT	UTSA	Tulane
Tyson Thompson	8-56	-	2-8	1-7	1-12	1-1	-	3-42
Sean Fresch	8-50	4-30	2-14	2-6	-	-	-	-

**Kick Returns**

Player	No-Yds	SHSU	TSU	UH	ARM	CLT	UTSA	Tulane
Quinton Jackson	12-257	3-73	2-56	1-27	3-61	-	2-40	1-0
Christian Francisco	1-15	-	-	-	-	1-15	-	DNP

**Interceptions Returns**

Player	No-Yds	SHSU	TSU	UH	ARM	CLT	UTSA	Tulane
Tyson Flowers	1-34	-	1-34	-	DNP	DNP	-	-
Marcus Williams	1-11	-	1-11	-	DNP	DNP	DNP	DNP
Joseph Mutombo	1-9	-	-	-	-	1-9	-	-

**Fumble Returns**

Player	No-Yds	SHSU	TSU	UH	ARM	CLT	UTSA	Tulane
Blaise Tita	1-0	-	-	-	-	-	1-0	-



# GAME-BY-GAME PASSING STATISTICS

#5 Drew Devillier	Comp	Att	Int	Pct	Yards	TD	Long	Sacked	Effic.
Texas Southern	2	2	0	100.0	15	0	9	0-0	163.0
Houston	4	6	0	66.7	34	0	14	0-0	114.3
<b>Totals</b>	<b>6</b>	<b>8</b>	<b>0</b>	<b>75.0</b>	<b>49</b>	<b>0</b>	<b>14</b>	<b>0-0</b>	<b>126.5</b>

#10 Quinton Jackson	Comp	Att	Int	Pct	Yards	TD	Long	Sacked	Effic.
Army West Point	1	1	0	100.0	21	0	21	0-0	276.4
<b>Totals</b>	<b>1</b>	<b>1</b>	<b>0</b>	<b>100.0</b>	<b>21</b>	<b>0</b>	<b>21</b>	<b>0-0</b>	<b>276.4</b>

#13 E.J. Warner	Comp	Att	Int	Pct	Yards	TD	Long	Sacked	Effic.
Sam Houston	27	44	2	61.4	227	1	28	2-15	103.1
Texas Southern	20	30	1	66.7	189	2	34	0-0	134.9
Houston	12	21	1	57.1	50	0	12	1-12	67.6
Army West Point	28	43	2	65.1	235	2	33	0-0	117.1
Charlotte	22	40	0	55.0	254	2	41	0-0	124.8
UTSA	25	39	0	64.1	347	2	69	1-10	155.8
Tulane	26	46	3	56.5	271	1	33	1-4	100.1
<b>Totals</b>	<b>160</b>	<b>263</b>	<b>9</b>	<b>60.8</b>	<b>1573</b>	<b>10</b>	<b>69</b>	<b>5-41</b>	<b>116.8</b>

# GAME-BY-GAME RUSHING & RECEIVING STATISTICS

**Rushing**

Player	No-Yds/TD	SHSU	TSU	UH	ARM	CLT	UTSA	Tulane
Dean Connors	74-472/6	12-52/1	9-113/3	11-32/1	9-51/0	14-121/0	8-27/1	11-76/0
Quinton Jackson	25-99/0	-	3-40/0	5-21/0	-	5-28/0	8-13/0	4--3/0
Taji Atkins	24-158/2	2-4/0	11-91/2	4-20/0	1-3/0	6-40/0	DNP	DNP
E.J. Warner	17-11/1	3--14/0	1-8/0	2--8/0	1-3/0	4-24/0	5-2/1	1--4/0
Christian Francisco	4-14/0	1-5/0	1--2/0	1-8/0	1-3/0	-	-	DNP
Drew Devillier	3-13/0	DNP	2-11/0	1-2/0	DNP	DNP	DNP	DNP
Coleman Bennett	2-28/1	DNP	2-28/1	-	-	-	DNP	DNP
Matt Sykes	2--4/0	-	-	-	-	2--4/0	-	-
Kobie Campbell	1-40/0	-	1-40/0	-	-	-	-	-
Drayden Dickmann	1-4/0	-	-	-	-	-	-	1-4/0
Chase Jenkins	1-2/0	DNP	1-2/0	DNP	DNP	DNP	DNP	DNP
Alex Bacchetta	1--19/0	-	-	-	1--19/0	-	-	-

**Receiving**

Player	No-Yds/TD	SHSU	TSU	UH	ARM	CLT	UTSA	Tulane
Dean Connors	41-282/1	9-30/0	4-34/0	5-17/0	8-31/0	3-27/0	5-109/1	7-34/0
Matt Sykes	38-452/3	6-74/0	2-47/1	2-6/0	6-82/1	8-84/0	7-85/1	7-74/0
Kobie Campbell	21-250/1	4-53/1	1-11/0	3-22/0	2-13/0	1-22/0	4-29/0	6-100/0
Braylen Walker	14-143/1	2-25/0	4-47/1	1-3/0	2-20/0	2-8/0	2-23/0	1-17/0
Boden Groen	12-94/0	5-43/0	4-18/0	1-2/0	2-31/0	DNP	DNP	DNP
Graham Walker	10-108/0	-	3-23/0	-	2-43/0	-	4-31/0	1-11/0
Elijah Mojarro	9-136/2	-	DNP	-	1-4/0	4-73/1	1-16/0	3-43/1
Drayden Dickmann	6-38/0	-	2-10/0	1-7/0	1--1/0	1-8/0	1-14/0	-
Christian Francisco	5-50/1	-	-	2-26/0	3-24/1	-	-	DNP
Quinton Jackson	4-33/1	-	-	1-1/0	-	3-32/1	-	-
Tyson Thompson	3-11/0	1-2/0	-	-	2-9/0	-	-	-
Sean Fresch	1-40/0	-	-	-	-	-	1-40/0	-
Micah Barnett	1-8/0	-	1-8/0	-	-	-	-	DNP
JoVoni Johnson-McCray	1-6/0	-	1-6/0	-	-	-	DNP	DNP
John Long	1--8/0	-	-	-	DNP	DNP	DNP	1--8/0



# CONVERSIONS AND TIME OF POSSESSION

## 3rd-Down Conversions

Date	Opponent	Score	Overall	1st Qtr	2nd Qtr	3rd Qtr	4th Qtr	Overtime
08/31/2024	Sam Houston	L 14-34	5-15 33.3	1-5 20.0	0-2 0.0	1-2 50.0	3-6 50.0	0-0 0.0
09/07/2024	Texas Southern	W 69-7	3-8 37.5	1-2 50.0	1-4 25.0	1-2 50.0	0-0 0.0	0-0 0.0
09/14/2024	at Houston	L 7-33	2-13 15.4	0-4 0.0	0-3 0.0	0-2 0.0	2-4 50.0	0-0 0.0
09/21/2024	at Army West Point	L 14-37	5-10 50.0	0-1 0.0	1-3 33.3	2-3 66.7	2-3 66.7	0-0 0.0
09/28/2024	Charlotte	L 20-21	8-17 47.1	0-2 0.0	4-7 57.1	1-3 33.3	3-5 60.0	0-0 0.0
10/12/2024	UTSA	W 29-27	4-12 33.3	1-3 33.3	0-2 0.0	2-3 66.7	1-4 25.0	0-0 0.0
10/19/2024	at Tulane	L 10-24	5-13 38.5	0-1 0.0	2-5 40.0	2-3 66.7	1-4 25.0	0-0 0.0
<b>Rice</b>			<b>32-88 36.4</b>	<b>3-18 16.7</b>	<b>8-26 30.8</b>	<b>9-18 50.0</b>	<b>12-26 46.2</b>	<b>0-0 0.0</b>
<b>Opponents</b>			<b>44-106 41.5</b>	<b>9-26 34.6</b>	<b>11-27 40.7</b>	<b>14-24 58.3</b>	<b>10-29 34.5</b>	<b>0-0 0.0</b>

## 4th-Down Conversions

Date	Opponent	Score	Overall	1st Qtr	2nd Qtr	3rd Qtr	4th Qtr	Overtime
08/31/2024	Sam Houston	L 14-34	0-1 0.0	0-0 0.0	0-0 0.0	0-0 0.0	0-1 0.0	0-0 0.0
09/07/2024	Texas Southern	W 69-7	2-2 100.0	1-1 100.0	1-1 100.0	0-0 0.0	0-0 0.0	0-0 0.0
09/14/2024	at Houston	L 7-33	1-1 100.0	0-0 0.0	0-0 0.0	0-0 0.0	1-1 100.0	0-0 0.0
09/21/2024	at Army West Point	L 14-37	1-3 33.3	0-0 0.0	1-1 100.0	0-1 0.0	0-1 0.0	0-0 0.0
09/28/2024	Charlotte	L 20-21	0-2 0.0	0-1 0.0	0-0 0.0	0-1 0.0	0-0 0.0	0-0 0.0
10/12/2024	UTSA	W 29-27	1-1 100.0	0-0 0.0	1-1 100.0	0-0 0.0	0-0 0.0	0-0 0.0
10/19/2024	at Tulane	L 10-24	0-1 0.0	0-0 0.0	0-0 0.0	0-0 0.0	0-1 0.0	0-0 0.0
<b>Rice</b>			<b>5-11 45.5</b>	<b>1-2 50.0</b>	<b>3-3 100.0</b>	<b>0-2 0.0</b>	<b>1-4 25.0</b>	<b>0-0 0.0</b>
<b>Opponents</b>			<b>5-10 50.0</b>	<b>2-2 100.0</b>	<b>1-2 50.0</b>	<b>0-3 0.0</b>	<b>2-3 66.7</b>	<b>0-0 0.0</b>

## Time of Possession

Date	Opponent	Score	Overall	1st Qtr	2nd Qtr	3rd Qtr	4th Qtr	Overtime
08/31/2024	Sam Houston	L 14-34	24:40	05:29	09:45	04:14	05:12	00:00
09/07/2024	Texas Southern	W 69-7	26:56	08:59	05:29	09:49	02:39	00:00
09/14/2024	at Houston	L 7-33	28:03	07:07	06:13	06:20	08:23	00:00
09/21/2024	at Army West Point	L 14-37	20:55	01:56	07:31	05:24	06:04	00:00
09/28/2024	Charlotte	L 20-21	30:01	06:00	09:22	04:57	09:42	00:00
10/12/2024	UTSA	W 29-27	29:27	07:12	05:27	07:51	08:57	00:00
10/19/2024	at Tulane	L 10-24	25:03	05:08	05:52	06:21	07:42	00:00
<b>Rice</b>			<b>Total 185:05</b>	<b>41:51</b>	<b>49:39</b>	<b>44:56</b>	<b>48:39</b>	<b>00:00</b>
			<b>Avg. 26:26</b>	<b>05:59</b>	<b>07:06</b>	<b>06:25</b>	<b>06:57</b>	<b>00:00</b>
<b>Opponents</b>			<b>Total 234:55</b>	<b>42:18</b>	<b>76:12</b>	<b>50:09</b>	<b>66:16</b>	<b>00:00</b>
			<b>Avg. 33:34</b>	<b>06:03</b>	<b>10:53</b>	<b>07:10</b>	<b>09:28</b>	<b>00:00</b>

# TEAM GAME-BY-GAME STATISTICS

Date	Opponent	Rushing				Receiving				Passing				Kick Returns				Punt Returns				tot off		
		no.	yds	td	lg	no.	yds	td	lg	cmp	att	int	yds	td	lg	no.	yds	td	lg	no.	yds		td	lg
08/31/2024	Sam Houston	18	47	1	15	27	227	1	28	27	44	2	227	1	28	3	73	0	32	4	30	0	20	274
09/07/2024	Texas Southern	32	329	6	71	22	204	2	34	22	32	1	204	2	34	2	56	0	29	4	22	0	13	533
09/14/2024	at Houston	24	75	1	15	16	84	0	14	16	27	1	84	0	14	1	27	0	27	3	-1	0	4	159
09/21/2024	at Army West Point	13	41	0	12	29	256	2	33	29	44	2	256	2	33	3	61	0	28	1	12	0	12	297
09/28/2024	Charlotte	31	209	0	51	22	254	2	41	22	40	0	254	2	41	1	15	0	15	1	1	0	1	463
10/12/2024	UTSA	21	42	2	9	25	347	2	69	25	39	0	347	2	69	2	40	0	30	0	0	0	0	389
10/19/2024	at Tulane	17	73	0	27	26	271	1	33	26	46	3	271	1	33	1	0	0	0	3	42	0	25	344
<b>Rice</b>		<b>156</b>	<b>816</b>	<b>10</b>	<b>71</b>	<b>167</b>	<b>1643</b>	<b>10</b>	<b>69</b>	<b>167</b>	<b>272</b>	<b>9</b>	<b>1643</b>	<b>10</b>	<b>69</b>	<b>13</b>	<b>272</b>	<b>0</b>	<b>32</b>	<b>16</b>	<b>106</b>	<b>0</b>	<b>25</b>	<b>2459</b>
<b>Opponents</b>		<b>282</b>	<b>1100</b>	<b>9</b>	<b>65</b>	<b>105</b>	<b>1185</b>	<b>12</b>	<b>67</b>	<b>105</b>	<b>184</b>	<b>3</b>	<b>1185</b>	<b>12</b>	<b>67</b>	<b>6</b>	<b>107</b>	<b>0</b>	<b>43</b>	<b>8</b>	<b>88</b>	<b>1</b>	<b>75</b>	<b>2285</b>

**Rice Averages**

Games	Avg/ rush	Avg/ catch	Pass effic	KR avg	PR avg	All purpose avg/game	Total offense avg/game
7	5.2	9.8	117.7	20.9	6.6	413.8	351.9

Date	Opponent	Tackles			Sacks no-yds	Fumble ff/fr-yds	Pass Defense			bkld kick	PAT attempts			off				
		ua	a	total			tfl-yds	int-yds	qbh		brup	kick	rush	rcv	saf	t/o	pts	
08/31/2024	Sam Houston	47	28	75	10.0-34	7-29	1	0-0	0-0	3	4	0	2-2	0	0	0	0	14
09/07/2024	Texas Southern	26	36	62	11.0-45	4-32	1	0-0	2-45	2	3	0	9-9	0	0	0	14	69
09/14/2024	at Houston	35	34	69	9.0-34	3-16	0	0-0	0-0	1	1	0	1-1	0	0	0	0	7
09/21/2024	at Army West Point	32	58	90	4.0-6	0-0	0	0-0	0-0	2	1	0	2-2	0	0	0	0	14
09/28/2024	Charlotte	38	12	50	8.0-41	4-30	0	0-0	1-9	5	2	0	2-2	0	0	0	0	20
10/12/2024	UTSA	49	24	73	7.0-28	2-12	2	1-0	0-0	3	8	0	0-1	1	0	0	0	29
10/19/2024	at Tulane	42	18	60	7.0-52	2-32	1	0-0	0-0	1	4	0	1-1	0	0	0	0	10
<b>Rice</b>		<b>269</b>	<b>210</b>	<b>479</b>	<b>56.0-240</b>	<b>22-151</b>	<b>5</b>	<b>1-0</b>	<b>3-54</b>	<b>17</b>	<b>23</b>	<b>0</b>	<b>17-18</b>	<b>1</b>	<b>0</b>	<b>0</b>	<b>14</b>	<b>163</b>
<b>Opponents</b>		<b>267</b>	<b>94</b>	<b>361</b>	<b>34.0-110</b>	<b>5-41</b>	<b>5</b>	<b>4-15</b>	<b>9-66</b>	<b>30</b>	<b>31</b>	<b>2</b>	<b>22-23</b>	<b>0</b>	<b>0</b>	<b>1</b>	<b>36</b>	<b>183</b>

Date	Opponent	Punting							Field Goals			Kickoffs						
		no.	yds	avg	long	bkld	tb	fc	50+	120	md-att	long	bkld	no.	yds	avg	tb	ob
08/31/2024	Sam Houston	7	293	41.9	50	0	0	4	1	0	0-1	0	0	3	194	64.7	2	0
09/07/2024	Texas Southern	1	53	53.0	53	0	0	0	1	1	2-2	44	0	12	727	60.6	8	0
09/14/2024	at Houston	10	422	42.2	56	0	1	4	3	3	0-0	0	0	2	130	65.0	2	0
09/21/2024	at Army West Point	1	46	46.0	46	0	0	1	0	1	0-1	0	1	3	198	66.0	2	0
09/28/2024	Charlotte	5	193	38.6	46	1	0	1	0	2	2-3	32	0	5	298	59.6	4	0
10/12/2024	UTSA	5	220	44.0	57	0	1	2	2	2	1-2	46	0	5	293	58.6	3	0
10/19/2024	at Tulane	5	186	37.2	50	0	0	2	1	2	1-1	35	0	3	195	65.0	3	0
<b>Rice</b>		<b>34</b>	<b>1413</b>	<b>41.6</b>	<b>57</b>	<b>1</b>	<b>2</b>	<b>14</b>	<b>8</b>	<b>11</b>	<b>6-10</b>	<b>46</b>	<b>1</b>	<b>33</b>	<b>2035</b>	<b>61.7</b>	<b>24</b>	<b>0</b>
<b>Opponents</b>		<b>39</b>	<b>1566</b>	<b>40.2</b>	<b>64</b>	<b>0</b>	<b>1</b>	<b>13</b>	<b>7</b>	<b>11</b>	<b>5-8</b>	<b>52</b>	<b>0</b>	<b>35</b>	<b>2091</b>	<b>59.7</b>	<b>15</b>	<b>4</b>



# OPPONENT GAME-BY-GAME STATISTICS

Date	Opponent	Rushing				Receiving				Passing				Kick Returns				Punt Returns				tot off		
		no.	yds	td	lg	no.	yds	td	lg	cmp	att	int	yds	td	lg	no.	yds	td	lg	no.	yds		td	lg
08/31/2024	Sam Houston	46	178	1	31	16	229	2	67	16	27	0	229	2	67	1	23	0	23	2	2	0	2	407
09/07/2024	Texas Southern	34	38	0	12	10	49	1	13	10	19	2	49	1	13	2	14	0	14	0	0	0	0	87
09/14/2024	at Houston	42	237	3	65	12	142	1	44	12	21	0	142	1	44	0	0	0	0	2	79	1	75	379
09/21/2024	at Army West Point	56	288	3	36	9	120	2	41	9	13	0	120	2	41	1	13	0	13	0	0	0	0	408
09/28/2024	Charlotte	29	67	1	14	18	237	2	66	18	36	1	237	2	66	1	14	0	14	3	8	0	7	304
10/12/2024	UTSA	35	138	0	23	28	256	3	40	28	43	0	256	3	40	1	43	0	43	1	-1	0	0	394
10/19/2024	at Tulane	40	154	1	21	12	152	1	29	12	25	0	152	1	29	0	0	0	0	0	0	0	0	306
<b>Opponents</b>		<b>282</b>	<b>1100</b>	<b>9</b>	<b>65</b>	<b>105</b>	<b>1185</b>	<b>12</b>	<b>67</b>	<b>105</b>	<b>184</b>	<b>3</b>	<b>1185</b>	<b>12</b>	<b>67</b>	<b>6</b>	<b>107</b>	<b>0</b>	<b>43</b>	<b>8</b>	<b>88</b>	<b>1</b>	<b>75</b>	<b>2285</b>
<b>Rice</b>		<b>156</b>	<b>816</b>	<b>10</b>	<b>71</b>	<b>167</b>	<b>1643</b>	<b>10</b>	<b>69</b>	<b>167</b>	<b>272</b>	<b>9</b>	<b>1643</b>	<b>10</b>	<b>69</b>	<b>13</b>	<b>272</b>	<b>0</b>	<b>32</b>	<b>16</b>	<b>106</b>	<b>0</b>	<b>25</b>	<b>2459</b>

## Opponents Averages

Games	Avg/ rush	Avg/ catch	Pass effic	KR avg	PR avg	All purpose avg/game	Total offense avg/game
7	3.9	11.9	129.4	17.6	11.0	363.7	926.4

Date	Opponent	Tackles			Sacks	Fumble	Pass Defense			bikd	PAT attempts			off				
		ua	a	total	tfl-yds	no-yds	ff	fr-yds	int-yds	qbh	brup	kick	kick	rush	rcv	saf	t/o	pts
08/31/2024	Sam Houston	44	8	52	8.0-28	2-15	0	0-0	2-38	6	3	0	4-4	0	0	0	7	34
09/07/2024	Texas Southern	36	26	62	1.0-2	0-0	0	0-0	1-4	2	4	0	1-1	0	0	0	0	7
09/14/2024	at Houston	31	18	49	4.0-23	1-12	1	1-0	1-3	7	4	0	3-4	0	0	0	12	33
09/21/2024	at Army West Point	32	20	52	2.0-4	0-0	0	0-0	2-7	3	3	1	5-5	0	0	1	7	37
09/28/2024	Charlotte	46	10	56	7.0-12	0-0	0	0-0	0-0	3	8	1	3-3	0	0	0	0	21
10/12/2024	UTSA	36	10	46	4.0-15	1-10	1	1-0	0-0	4	5	0	3-3	0	0	0	0	27
10/19/2024	at Tulane	42	2	44	8.0-26	1-4	3	2-15	3-14	5	4	0	3-3	0	0	0	10	24
<b>Opponents</b>		<b>267</b>	<b>94</b>	<b>361</b>	<b>34.0-110</b>	<b>5-41</b>	<b>5</b>	<b>4-15</b>	<b>9-66</b>	<b>30</b>	<b>31</b>	<b>2</b>	<b>22-23</b>	<b>0</b>	<b>0</b>	<b>1</b>	<b>36</b>	<b>183</b>
<b>Rice</b>		<b>269</b>	<b>210</b>	<b>479</b>	<b>56.0-240</b>	<b>22-151</b>	<b>5</b>	<b>1-0</b>	<b>3-54</b>	<b>17</b>	<b>23</b>	<b>0</b>	<b>17-18</b>	<b>1</b>	<b>0</b>	<b>0</b>	<b>14</b>	<b>163</b>

Date	Opponent	Punting							Field Goals			Kickoffs						
		no.	yds	avg	long	blkd	tb	fc	50+	i20	md-att	long	blkd	no.	yds	avg	tb	ob
08/31/2024	Sam Houston	5	202	40.4	47	0	0	1	0	2	2-3	52	0	7	416	59.4	1	2
09/07/2024	Texas Southern	10	281	28.1	35	0	0	2	0	0	0-0	0	0	2	113	56.5	0	0
09/14/2024	at Houston	5	201	40.2	48	0	0	1	0	3	0-1	0	0	6	386	64.3	4	1
09/21/2024	at Army West Point	2	75	37.5	39	0	0	1	0	0	0-0	0	0	6	321	53.5	0	1
09/28/2024	Charlotte	7	321	45.9	57	0	1	3	4	2	0-0	0	0	4	248	62.0	3	0
10/12/2024	UTSA	4	184	46.0	54	0	0	3	1	2	2-3	52	0	5	300	60.0	3	0
10/19/2024	at Tulane	6	302	50.3	64	0	0	2	2	2	1-1	28	0	5	307	61.4	4	0
<b>Opponents</b>		<b>39</b>	<b>1566</b>	<b>40.2</b>	<b>64</b>	<b>0</b>	<b>1</b>	<b>13</b>	<b>7</b>	<b>11</b>	<b>5-8</b>	<b>52</b>	<b>0</b>	<b>35</b>	<b>2091</b>	<b>59.7</b>	<b>15</b>	<b>4</b>
<b>Rice</b>		<b>34</b>	<b>1413</b>	<b>41.6</b>	<b>57</b>	<b>1</b>	<b>2</b>	<b>14</b>	<b>8</b>	<b>11</b>	<b>6-10</b>	<b>46</b>	<b>1</b>	<b>33</b>	<b>2035</b>	<b>61.7</b>	<b>24</b>	<b>0</b>

# RED ZONE

## Rice Inside Opponent Red-Zone

Date	Opponent	Score	Times	Times	Total	Rush				Pass	FGs	Failed to score inside RZ				
			In RZ	Scored	Pts	TDs	TDs	TDs	TDs	Made	FGA	Down	Int	Fumb	Half	Game
08/31/2024	Sam Houston	L 14-34	2	1	7	1	1	0	0	0	1	0	0	0	0	0
09/07/2024	Texas Southern	W 69-7	5	5	31	4	3	1	1	1	1	0	0	0	0	0
09/14/2024	at Houston	L 7-33	1	1	7	1	1	0	0	0	0	0	0	0	0	0
09/21/2024	at Army West Point	L 14-37	4	1	7	1	0	1	0	1	1	1	0	0	0	0
09/28/2024	Charlotte	L 20-21	5	3	13	1	0	1	2	2	2	0	0	0	0	0
10/12/2024	UTSA	W 29-27	4	3	18	3	2	1	0	1	0	0	0	0	0	0
10/19/2024	at Tulane	L 10-24	3	1	3	0	0	0	1	1	1	1	0	0	0	0
<b>Totals 15 of 24 (62.5%)</b>			<b>24</b>	<b>15</b>	<b>86</b>	<b>11</b>	<b>7</b>	<b>4</b>	<b>4</b>	<b>7</b>	<b>4</b>	<b>1</b>	<b>0</b>	<b>0</b>	<b>0</b>	<b>0</b>

## Opponents Inside Rice Red-Zone

Date	Opponent	Score	Times	Times	Total	Rush				Pass	FGs	Failed to score inside RZ				
			In RZ	Scored	Pts	TDs	TDs	TDs	TDs	Made	FGA	Down	Int	Fumb	Half	Game
08/31/2024	Sam Houston	L 14-34	3	2	10	1	1	0	1	2	0	0	0	0	0	0
09/07/2024	Texas Southern	W 69-7	1	1	7	1	0	1	0	0	0	0	0	0	0	0
09/14/2024	Houston	L 7-33	3	1	6	1	1	0	0	1	1	0	0	0	0	0
09/21/2024	Army West Point	L 14-37	4	4	28	4	3	1	0	0	0	0	0	0	0	0
09/28/2024	Charlotte	L 20-21	1	1	7	1	1	0	0	0	0	0	0	0	0	0
10/12/2024	UTSA	W 29-27	3	3	17	2	0	2	1	1	0	0	0	0	0	0
10/19/2024	Tulane	L 10-24	2	2	10	1	1	0	1	1	0	0	0	0	0	0
<b>Totals 14 of 17 (82.4%)</b>			<b>17</b>	<b>14</b>	<b>85</b>	<b>11</b>	<b>7</b>	<b>4</b>	<b>3</b>	<b>5</b>	<b>1</b>	<b>0</b>	<b>0</b>	<b>0</b>	<b>0</b>	<b>0</b>



# PLAY BREAKDOWN

## 20-YARD PLUS PLAYS

Yds	Type	Players	Opponent
71*	Rush	Dean Connors	Texas Southern
69*	Pass	Dean Connors from E.J. Warner	UTSA
51	Rush	Dean Connors	Charlotte
48	Rush	Dean Connors	Charlotte
41*	Pass	Elijah Mojarro from E.J. Warner	Charlotte
40	Rush	Kobie Campbell	Texas Southern
40	Pass	Sean Fresch from E.J. Warner	UTSA
34*	Pass	Matt Sykes from E.J. Warner	Texas Southern
34*	INT	Tyson Flowers	Texas Southern
33*	Rush	Taji Atkins	Texas Southern
33	Pass	Graham Walker from E.J. Warner	Army West Point
33	Pass	Kobie Campbell from E.J. Warner	Tulane
31*	Pass	Elijah Mojarro from E.J. Warner	Tulane
32	Pass	Kobie Campbell from E.J. Warner	Tulane
30	Rush	Taji Atkins	Charlotte
30	KR	Quinton Jackson	UTSA
29	KR	Quinton Jackson	Texas Southern
29	Rush	Quinton Jackson	Texas Southern
28	KR	Quinton Jackson	Army West Point
27	KR	Quinton Jackson	Texas Southern
27	KR	Quinton Jackson	Houston
27	Rush	Dean Connors	Tulane
25	Pass	Elijah Mojarro from E.J. Warner	Charlotte
25	PR	Tyson Thompson	Tulane
24	Pass	Matt Sykes from E.J. Warner	Charlotte
24	Pass	Dean Connors from E.J. Warner	UTSA
24	Rush	Dean Connors	Tulane
23	Pass	Braylen Walker from E.J. Warner	Texas Southern
22*	Pass	Kobie Campbell from E.J. Warner	Sam Houston
22*	Rush	Coleman Bennett	Texas Southern
22	Pass	Kobie Campbell from E.J. Warner	Charlotte
21	KR	Quinton Jackson	Sam Houston
21	Pass	Boden Groen from Quinton Jackson	Army West Point
20	PR	Sean Fresch	Sam Houston
20	Pass	Kobie Campbell from E.J. Warner	Tulane
20	Pass	Matt Sykes from E.J. Warner	Tulane

\* touchdown scored on play

## LONG PLAYS BY THE NUMBERS

Long Plays by Yards	No.	TD
100+ .....	0	0
90-99 .....	0	0
80-89 .....	0	0
70-79 .....	1	1
60-69 .....	1	1
50-59 .....	1	0
40-49 .....	4	1
30-39 .....	9	4
20-29 .....	19	2

20+ Yard Plays by Type	No.	TD
Rushing .....	10	3
Passing .....	17	5
Punt returns.....	1	0
Kick returns.....	6	0
Punt Returns.....	1	0
Interceptions.....	1	1
Fumble returns.....	0	0
Other .....	0	0
<b>TOTAL.....</b>	<b>34</b>	<b>9</b>

## 20+ Yard Plays by Player

Player	No.	TD	R	P	KR	PR	IR	FR
Dean Connors.....	7	2	5	2	0	0	0	0
Quinton Jackson.....	7	0	1	0	6	0	0	0
Kobie Campbell.....	6	1	1	5	0	0	0	0
Elijah Mojarro.....	3	2	0	3	0	0	0	0
Matt Sykes.....	3	1	0	3	0	0	0	0
Taji Atkins .....	2	1	2	0	0	0	0	0
Sean Fresch.....	2	0	0	1	0	1	0	0
Coleman Bennett .....	1	1	1	0	0	0	0	0
Tyson Flowers .....	1	1	0	0	0	0	1	0
Boden Groen.....	1	0	0	1	0	0	0	0
Tyson Thompson .....	1	0	0	0	0	1	0	0
Braylen Walker.....	1	0	0	1	0	0	0	0
Graham Walker.....	1	0	0	1	0	0	0	0
<b>TOTAL.....</b>	<b>36</b>	<b>9</b>	<b>10</b>	<b>17</b>	<b>6</b>	<b>1</b>	<b>1</b>	<b>0</b>

## LONGEST PLAYS OF THE YEAR

### Rushing

71 Dean Connors vs. Texas Southern (9/7/2024)

### Rushing Touchdown

71 Dean Connors vs. Texas Southern (9/7/2024)

### Passing

69 Dean Connors from E.J. Warner vs. UTSA (10/12/2024)

### Passing Touchdown

69 Dean Connors from E.J. Warner vs. UTSA (10/12/2024)

### Punt Return

25 Tyson Thompson at Tulane (10/19/2024)

### Kick Return

32 Quinton Jackson vs. Sam Houston (8/31/2024)

### Interception Return

34 Tyson Flowers vs. Texas Southern (9/7/2024)

### Fumble Return

None

### Field Goal Return

None

### Punt

57 Alex Bacchetta vs. UTSA (10/12/2024)

### Field Goal

46 Enock Gota vs. UTSA (10/12/2024)

Aug. 31, 2024 • Rice Stadium (17,298) • Houston, Texas



**SAM HOUSTON**

**34**

**RICE**

**14**

**HOUSTON** - Sam Houston jumped out to a 17-0 lead in the first quarter and held the ball for over 20 minutes in the second half to thwart hopes of a Rice comeback, and the Bearkats took a 34-14 decision at Rice Stadium on Saturday night.

Score by Quarters	1	2	3	4	F
Sam Houston Bearkats	17	7	10	0	34
Rice Owls	0	7	7	0	14

Record: (1-0, 0-0)  
Record: (0-1, 0-0)

**Scoring Summary**

- 1st 09:42 SHSU - Humphreys 67-yd pass from Watson (Pavon kick)
- 08:52 SHSU - Fisher 30-yd INT return (Pavon kick)
- 03:37 SHSU - Pavon 52-yd field goal
- 2nd 11:17 RICE - Campbell 22-yd pass from Warner (Horn kick)
- 01:53 SHSU - Adeyi 32-yd pass from Watson (Pavon kick)
- 3rd 10:17 SHSU - Gentry 1-yd run (Pavon kick)
- 7:31 RICE - Connors 15-yd run (Horn kick)
- 3:38 SHSU - Pavon 26-yd field goal

	SHSU	RICE
<b>FIRST DOWNS</b>	<b>20</b>	<b>14</b>
Rushing	9	3
Passing	9	11
Penalty	2	0
Rushing Attempts	46	18
Yds Gained Rushing	213	65
Yds Lost Rushing	35	18
<b>NET YDS RUSHING</b>	<b>178</b>	<b>47</b>
<b>NET YDS PASSING</b>	<b>229</b>	<b>227</b>
Comp-Att-Int	16-27-0	27-44-2
<b>TOTAL PLAYS-YDS</b>	<b>73-407</b>	<b>62-274</b>
Fumbles-Lost	1-0	1-0
Penalties-Yards	2-20	6-44
Punts-Avg	5-40.4	7-41.9
Punt Ret-Yds-TD	2-2-0	4-30-0
KO Ret-Yds-TD	1-23-0	3-73-0
INT Ret-Yds-TD	2-38-1	0-0-0
Possession Time	35:20	24:40
Third Down Conv	6 of 16	5 of 15
Fourth Down Conv	1 of 1	0 of 1
Red Zone Scores-Att	2-3	1-2
Sacks-Yds	2-15	7-29
Field Goals	2-3	0-1

**RUSHING: Sam Houston** - Hunter Watson 14-57; John Gentry 14-56-1; DJ McKinney 6-31; Jay Ducker 7-20; Ife Adeyi 1-9; Noah Smith 1-6; Malik Phillips 1-4; Team 1-(-2); Lonnie Adkiss 1-(-3). **Rice** - Dean Connors 12-52-1; Christian Francisco 1-5; Taji Atkins 2-4; E.J. Warner 3-(-14).

**PASSING: Sam Houston** - Hunter Watson 16-27-0-229-2. **Rice** - E.J. Warner 27-44-2-227-1.

**RECEIVING: Sam Houston** - Qua'Vez Humphreys 3-93-1; Ife Adeyi 5-63-1; Elijah Sohn 2-24; Simeon Evans 2-16; Jay Ducker 1-14; Noah Smith 2-11; John Gentry 1-8. **Rice** - Matt Sykes 6-74; Kobie Campbell 4-53-1; Boden Groen 5-43; Dean Connors 9-30; Braylen Walker 2-25; Tyson Thompson 1-2.

**INTERCEPTIONS: Sam Houston** - David Fisher 1-30-1; Jaidan Scott 1-8. **Rice** - None.

**FUMBLES: Sam Houston** - Noah Smith 1-0. **Rice** - Sean Fresch 1-0.

**SACKS: Sam Houston** - Jaylon Jimmerson 1.0-8; Matthew Aribisala 1.0-7. **Rice** - Charlie Looes 1.5-8; Michael Larbie 1.5-5; Ty Morris 1.0-6; Demone Green 1.0-4; Myron Morrison 1.0-2; Elroyal Morris III 0.5-3; Josh Percy 0.5-1.

**TACKLES (UA-A): Sam Houston** - Caleb Weaver 7-3; Kavian Gaither 6-0; Trey Fields 4-2; Da'Veawn Armstead 5-0; David Fisher 4-3; Isaiah Cash 3-0; Matthew Aribisala 2-1; Jaylon Jimmerson 2-1; Ysidro Mascorro 2-0; Sincere Jackson 2-0; Jaidan Scott 2-0; Elias Escobar 1-0; Jevon Leon 1-0; Issiah Nixon 1-0; Kendrick DuJour 1-0; Chris Murray 1-0; Richard Outland 0-1. **Rice** - Gabriel Taylor 4-3; Josh Percy 3-5; Tyson Flowers 4-2; Demone Green 5-1; Max Ahoia 5-1; Ty Morris 3-2; Plae Wyatt 3-2; Andrew Awe 4-0; Jonathan Jean 3-1; Charlie Looes 2-2; Sean Fresch 3-0; Myron Morrison 2-1; DJ Arkansas 2-0; Blake Boenisch 2-0; Michael Larbie 1-1; Marcus Williams 0-2; Izeya Floyd 1-0; Chike Anigbogu 1-0; Daveon Hook 1-0; Michael Daley 1-0; Kobie Campbell 1-0; Peyton Stevenson 0-1; Elroyal Morris III 0-1.

Sept. 7, 2024 • Rice Stadium • Houston, Texas



**TEXAS SOUTHERN**

**7**

**RICE**

**69**

**HOUSTON** - Dean Connors ran for 113 yards and three touchdowns on just nine carries to lead Rice to a 69-6 win over Texas Southern at Rice Stadium on Saturday night.

Score by Quarters	1	2	3	4	F
Texas Southern Tigers	0	0	0	7	7
Rice Owls	14	24	17	14	69

Record: (1-1, 0-0)  
Record: (1-1, 0-0)

**Scoring Summary**

- 1st 08:43 RICE - Connors 5-yd run (Gota kick)
- 01:15 RICE - B. Walker 4-yd pass from Warner (Gota kick)
- 2nd 11:48 RICE - Sykes 34-yd pass from Warner (Gota kick)
- 10:59 RICE - Flowers 34-yd interception return (Gota kick)
- 06:46 RICE - Connors 5-yd run (Gota kick)
- 00:02 RICE - Gota 25-yd field goal
- 3rd 14:37 RICE - Connors 71-yd run (Gota kick)
- 08:59 RICE - Gota 44-yd field goal
- 01:04 RICE - Atkins 5-yd run (Gota kick)
- 4th 10:08 RICE - Atkins 33-yd run (Gota kick)
- 07:07 RICE - Bennett 22-yd run (Gota kick)
- 00:14 TSU - Rodgers 12-yd pass from Davis (Romero kick)

	TSU	RICE
<b>FIRST DOWNS</b>	<b>9</b>	<b>24</b>
Rushing	4	13
Passing	3	11
Penalty	2	0
Rushing Attempts	34	32
Yds Gained Rushing	83	333
Yds Lost Rushing	45	4
<b>NET YDS RUSHING</b>	<b>38</b>	<b>329</b>
<b>NET YDS PASSING</b>	<b>49</b>	<b>204</b>
Comp-Att-Int	10-19-2	22-32-1
<b>TOTAL PLAYS-YDS</b>	<b>53-87</b>	<b>64-533</b>
Fumbles-Lost	0-0	0-0
Penalties-Yards	6-40	8-72
Punts-Avg	10-28.1	1-53.0
Punt Ret-Yds-TD	0-0-0	4-22-0
KO Ret-Yds-TD	2-14-0	2-56-0
INT Ret-Yds-TD	1-4-0	2-45-1
Possession Time	33:04	26:56
Third Down Conv	4 of 15	3 of 8
Fourth Down Conv	0 of 0	2 of 2
Red Zone Scores-Att	1-1	5-5
Sacks-Yds	0-0	4-32
Field Goals	0-0	2-2

**RUSHING: Texas Southern** - Danny Green, Jr. 7-18; Quintell Quinn 7-13; Jordan Davis 8-10; Trenton Leary 2-3; Jonathan Lewis 1-2; Chaunzavia Lewis 1-1; Da'Veon Ford 5-1; Team 1-(-2); Jace Wilson 2-(-8). **Rice** - Dean Connors 9-113-3; Taji Atkins 11-91-2; Quinton Jackson 3-40; Coleman Bennett 2-28-1; Drew Devillier 2-11; E.J. Warner 1-8; Chase Jackson 1-2; Christian Francisco 1-(-2); Team 1-(-2).

**PASSING: Texas Southern** - Jordan Davis 8-13-1-42-1; Jace Wilson 2-6-1-7-0. **Rice** - E.J. Warner 20-30-1-189-2; Drew Devillier 2-2-0-15-0.

**RECEIVING: Texas Southern** - Kordell Rodgers 3-23-1; Donald McKinney 2-19; Jyrin Johnson 1-5; Trenton Leary 2-4; Kerien Charlo 1-0; Da'Veon Ford 1-(-2). **Rice** - Braylen Walker 4-47-1; Matt Sykes 2-47-1; Dean Connors 4-34; Graham Walker 3-23; Boden Groen 4-18; Kobie Campbell 1-11; Drayden Dickman 2-10; Micah Barnett 1-8; JoVoni Johnson-McCray 1-6.

**INTERCEPTIONS: Texas Southern** - MJ Hinson 1-4. **Rice** - Tyson Flowers 1-34-1; Marcus Williams 1-11.

**FUMBLES: Texas Southern** - None. **Rice** - None.

**SACKS: Sam Houston** - Jaylon Jimmerson 1.0-8; Matthew Aribisala 1.0-7. **Rice** - Charlie Looes 1.5-8; Michael Larbie 1.5-5; Ty Morris 1.0-6; Demone Green 1.0-4; Myron Morrison 1.0-2; Elroyal Morris III 0.5-3; Josh Percy 0.5-1.

**TACKLES (UA-A): Texas Southern** - Canary Simmons 10-3; Isaiah Bogerty 4-3; Josiah Hardman 2-3; Javius Williams 2-3; Jaymerson Darenbourg 1-4; Stephon Wright 1-2; Edric Whitley 2-0; MJ Hinson 2-0; Xavier Goynes 1-1; Xavier Kately 1-1; Thurman Raybom 0-2; Keelan Cox 1-0; Damarcus Thompson 1-0; Kordell Rodgers 1-0; Jodon Davis 1-0; Xavier Player 1-0; Jonathan Lewis 1-0; David Walker 1-0; Jaden Kinard 1-0; TJ Woodley 0-1; Umar Yaro 0-1; Gabe Smith 0-1; Syncere Massey 0-1. **Rice** - Chibby Nwajuaku 3-2; Blaise Tita 2-3; Andrew Awe 1-3; Myron Morrison 1-3; Blake Boenisch 3-0; Ty Morris 1-2; Michael Daley 2-0; Tyson Flowers 1-1; Gabriel Taylor 1-1; Demone Green 1-1; Marcus Williams 1-1; Daveon Hook 1-1; Sean Fresch 1-1; Jonathan Jean 1-1; Aquantis Clemmons 1-1; Charlie Looes 0-2; Josh Percy 0-2; Cooper King 0-2; Shepherd Bowling 1-0; Max Ahoia 1-0; DJ Arkansas 1-0; Matt Sykes 1-0; Peyton Stevenson 1-0; Jalen Hargrove 1-0; AJ Stephens 0-1; Chike Anigbogu 0-1; Christian Edgar 0-1; Beau Barton 0-1; Joseph Mutombo 0-1.

# GAME EIGHT - UCONN



Sept. 14, 2024 • TDECU Stadium • Houston, Texas

	<b>RICE</b>	<b>7</b>
	<b>HOUSTON</b>	<b>33</b>

**HOUSTON** - Rice was outgained, 379-to-159, as Houston won the 43rd edition of the Bayou Bucket, 33-7, from TDECU Stadium.

Score by Quarters	1	2	3	4	F	
Rice Owls	0	0	0	7	7	Record: (1-2, 0-0)
Houston Cougars	14	6	6	7	33	Record: (1-2, 0-0)

### Scoring Summary

- 1st 05:30 UH - Sneed 65-yd run (Kim kick)
- 03:49 UH - Mews 75-yd punt return (Kim kick)
- 2nd 07:29 UH - Johnson 44-yd pass from Smith (Kim kick failed)
- 3rd 02:24 UH - Smith 1-yd run (Smith pass to York failed)
- 4th 07:10 UH - Smith 37-yd run (Kim kick)
- 01:08 RICE - Connors 4-yd run (Gota kick)

	RICE	UH
<b>FIRST DOWNS</b>	<b>9</b>	<b>16</b>
Rushing	3	9
Passing	3	7
Penalty	3	0
Rushing Attempts	24	42
Yds Gained Rushing	98	270
Yds Lost Rushing	23	33
<b>NET YDS RUSHING</b>	<b>75</b>	<b>237</b>
<b>NET YDS PASSING</b>	<b>84</b>	<b>142</b>
Comp-Att-Int	16-27-1	12-21-0
<b>TOTAL PLAYS-YDS</b>	<b>51-159</b>	<b>63-379</b>
Fumbles-Lost	2-1	0-0
Penalties-Yards	4-30	5-64
Punts-Avg	10-42.2	5-40.2
Punt Ret-Yds-TD	3-(-1)-0	2-79-1
KO Ret-Yds-TD	1-27-0	0-0-0
INT Ret-Yds-TD	0-0-0	1-3-0
Possession Time	28:03	31:57
Third Down Conv	2 of 14	6 of 14
Fourth Down Conv	1 of 1	1 of 2
Red Zone Scores-Att	1-1	1-3
Sacks-Yds	3-16	1-12
Field Goals	0-0	0-1

**RUSHING: Rice** - Dean Connors 11-32-1; Quinton Jackson 5-21; Taji Atkins 4-20; Christian Francisco 1-8; Drew Devillier 1-2; E.J. Warner 2-(-8). **Houston** - Stacy Sneed 7-82-1; Re'Shaun Sanford II 15-71; J'Marion Burnette 8-38; Donovan Smith 8-36-2; Parker Jenkins 2-6; DJ Butler 1-4; Sherman Smith 1-0.

**PASSING: Rice** - E.J. Warner 12-21-1-50-0; Drew Devillier 4-6-0-34-0. **Houston** - Donovan Smith 12-21-0-142-1.

**RECEIVING: Rice** - Christian Francisco 2-26; Kobie Campbell 3-22; Dean Connors 5-32; Drayden Dickmann 1-7; Matt Sykes 2-6; Braylen Walker 1-3; Boden Groen 1-2; Quinton Jackson 1-1. **Houston** - Stephon Jackson 1-44-1; Maliq Carr 2-32; Mekhi Mews 3-22; Devan Williams 1-18; Joseph Manjack IV 2-16; Stacy Sneed 1-5; Jayden York 1-4; Marquis Shoulders 1-1.

**INTERCEPTIONS: Rice** - None. **Houston** - Jalen Garner 1-3.

**FUMBLES: Rice** - Sean Fresch 1-1; Tyson Thompson 1-0. **Houston** - None.

**SACKS: Rice** - Josh Pearcy 1.0-9; Elroyal Morris 1.0-5; Micharl Larbie 1.0-2. **Houston** - Carlos Allen 1.0-12.

**TACKLES (UA-A): Rice** - Sean Fresch 6-3; Daveon Hook 5-1; Blake Boenisch 4-2; Josh Pearcy 2-3; Blaise Tita 2-3; Ty Morris 1-4; Charlie Looes 2-2; Izeya Floyd 2-2; Gabriel Taylor 1-3; Elroyal Morris 2-1; Max Ahoia 1-2; Michael Daley 2-0; Myron Morrison 1-1; Michael Larbie 1-1; Jonathan Jean 1-1; Demone Green 0-2; Andrew Awe 0-2; Peyton Stevenson 1-0; Brant Banks 1-0; DJ Arkansas 0-1. **Houston** - Latrell McCutchin, Sr. 4-0; Brandon Mack 3-1; Hersey McLaurin 2-2; Jalen Garner 2-1; Jamal Morris 2-1; Michael Batton 0-3; Keith Cooper, Jr. 2-0; Jalen Emery 2-0; Zykeius Strong 2-0; Kentrell Webb 1-1; Kriston Davis 1-1; Xavier Stillman 1-1; Juwon Gaston 1-1; Carlos Allen 1-1; Anthony Holmes, Jr. 0-2; Ajani Carter 0-2; Jeremiah Wilson 1-0; Quindario Lee 1-0; J.D. Rhym 1-0; A. J. Haulcy 1-0; Latrevion McCutchin 1-0; Teagan Wilk 1-0; Johnsley Barbas 1-0; Noah Guzman 0-1.

Sept. 21, 2024 • Michie Stadium (26,654) • West Point, N.Y.

	<b>RICE</b>	<b>14</b>
	<b>ARMY WEST POINT</b>	<b>37</b>

**WEST POINT, N.Y.** - Army West Point scored on its first four possessions, as Rice fell in its conference opener, 37-14, Saturday afternoon from Michie Stadium.

Score by Quarters	1	2	3	4	F	
Rice Owls	0	0	7	7	14	Record: (1-3, 0-1)
Army West Point Black Knights	7	21	9	0	37	Record: (3-0, 2-0)

### Scoring Summary

- 1st 12:13 ARMY - Short 41-yd pass from Daily (Gronette kick)
- 2nd 14:24 ARMY - Daily 7-yd run (Gronette kick)
- 01:54 ARMY - Daily 2-yd run (Gronette kick)
- 00:21 ARMY - Reynolds 17-yd pass from Daily (Gronette kick)
- 3rd 13:13 ARMY - Team Safety
- 5:55 RICE - Sykes 16-yd pass from Warner (Gota kick)
- 00:05 ARMY - Daily 1-yd run (Gronette kick)
- 4th 04:34 RICE - Francisco 5-yd pass from Warner (Gota kick)

	RICE	ARMY
<b>FIRST DOWNS</b>	<b>18</b>	<b>21</b>
Rushing	6	16
Passing	11	5
Penalty	1	0
Rushing Attempts	13	56
Yds Gained Rushing	60	297
Yds Lost Rushing	19	9
<b>NET YDS RUSHING</b>	<b>41</b>	<b>288</b>
<b>NET YDS PASSING</b>	<b>256</b>	<b>120</b>
Comp-Att-Int	29-44-2	9-13-0
<b>TOTAL PLAYS-YDS</b>	<b>57-297</b>	<b>69-408</b>
Fumbles-Lost	1-0	0-0
Penalties-Yards	5-40	5-35
Punts-Avg	1-46.0	2-37.5
Punt Ret-Yds-TD	1-12-0	0-0-0
KO Ret-Yds-TD	3-61-0	1-13-0
INT Ret-Yds-TD	0-0-0	2-7-0
Possession Time	20:55	39:05
Third Down Conv	5 of 10	9 of 15
Fourth Down Conv	1 of 3	2 of 3
Red Zone Scores-Att	2-4	4-4
Sacks-Yds	0-0	0-0
Field Goals	0-1	0-0

**RUSHING: Rice** - Dean Connors 19-51; E.J. Warner 1-3; Taji Atkins 1-3; Christian Francisco 1-3; Alex Bacchetta 1-(-19). **Army West Point** - Bryson Daily 23-145-3; Kanye Udoh 8-24; Dewayne Coleman 6-24; Noah Short 1-23; Samari Howard 3-22; Jake Rendina 6-19; Miles Stewart 2-18; AJ Williams 2-9; Lloyd Benson III 1-3; Hayden Reed 1-2; Carson Smith 2-2; Team 1-(-3).

**PASSING: Rice** - E.J. Warner 28-43-2-235-2; Quinton Jackson 1-1-0-21-0. **Army West Point** - Bryson Daily 6-9-0-107-2; Dewayne Coleman 2-3-0-13-0; James Wagenseller 1-1-0-0-0.


**RECEIVING: Rice** - Matt Sykes 6-82-1; Graham Walker 2-43; Dean Connors 8-31; Boden Groen 2-31; Christian Francisco 3-24-1; Braylen Walker 2-20; Kobie Campbell 2-13; Tyson Thompson 2-9; Elijah Mojarro 2-4; Drayden Dickmann 2-(-1). **Army West Point** - Noah Short 2-47-1; Casey Reynolds 2-31-1; Hayden Reed 2-18; Cam Schurr 1-11; Kavon Pointer 1-9; David Clerk 1-4.

**INTERCEPTIONS: Rice** - None. **Army West Point** - Baylor Newsom 1-7; Andon Thomas 1-0.

**FUMBLES: Rice** - Alex Bacchetta 1-0. **Army West Point** - None.

**SACKS: Rice** - None. **Army West Point** - Army West Point.

**TACKLES (UA-A): Rice** - Charlie Looes 3-6; Blaise Tita 2-7; Ty Morris 2-6; Daveon Hook 6-1; Gabriel Taylor 1-5; Izeya Floyd 0-6; Sean Fresch 4-1; Andrew Awe 0-5; Josh Pearcy 1-3; DJ Arkansas 0-4; Myron Morrison 2-1; Max Ahoia 2-1; Chike Anigbogwu 2-1; Blake Boenisch 2-1; Aquantis Clemmons 1-2; Michael Larbie 0-3; Lamont Narcisse 1-1; Elroyal Morris 0-2; Ethan Onianwa 1-0; Faybian Marks 1-0; Weston Kropp 1-0; Peyton Stevenson 0-1; Jonathan Jean 0-1. **Army West Point** - Adam Cash 4-1; Max DiDomenico 3-1; Andon Thomas 2-2; Casey Larkin 1-3; Cole Searight 2-1; Donavon Platt 2-0; Kalib Fortner 2-0; Justin Weaver 2-0; Gavin Shields 2-0; Jabril Williams 2-0; Tommy Zitiello 2-0; Elo Modozie 1-1; Brett Gerena 1-1; Amir Ali 1-1; Josiah Banks 1-0; Koday Harris-Miller 1-0; Damon Washington 1-0; Collin Matteson 1-0; Hamilton Baker 1-0; Kyle Lewis 1-0; Noah Nixon 1-0; Owen Walter 1-0; Jack Latore 0-1.

Sept. 28, 2024 • Rice Stadium (17,455) • Houston, Texas		
	<b>CHARLOTTE</b>	<b>21</b>
	<b>RICE</b>	<b>20</b>

**HOUSTON** - Dean Connors ran for a season-high 121 yard and E.J. Warner threw for a pair of touchdowns, but Rice's hopes for a walk-off win were dashed when Enock Gota's 40-yard field goal attempt was wide to the left as time ran out as Charlotte downed the Owls 21-20 at Rice Stadium on Saturday night.

<b>Score by Quarters</b>	<b>1</b>	<b>2</b>	<b>3</b>	<b>4</b>	<b>F</b>	
Charlotte 49ers	0	0	14	7	21	Record: (2-3, 1-0)
Rice Owls	0	10	0	10	20	Record: (1-4, 0-2)

**Scoring Summary**

2nd 12:04 RICE - Jackson 13-yd pass from Warner (Gota kick)  
01:38 RICE - Gota 32-yd field goal  
3rd 10:52 CHA - Blake 32-yd rec from Purdie (Rusnak kick)  
02:38 CHA - Blake 45-yd rec from Purdie (Rusnak kick)  
4th 14:46 RICE - Mojarro 41-yd rec from Warner (Gota kick)  
06:42 RICE - Gota 25-yd field goal  
00:47 CHA - Wilson 1-yd run (Rusnak kick)

	CHA	RICE
<b>FIRST DOWNS</b>	<b>17</b>	<b>23</b>
Rushing	8	9
Passing	7	11
Penalty	2	3
Rushing Attempts	29	31
Yds Gained Rushing	105	218
Yds Lost Rushing	38	9
<b>NET YDS RUSHING</b>	<b>67</b>	<b>209</b>
<b>NET YDS PASSING</b>	<b>237</b>	<b>254</b>
Comp-Att-Int	18-36-1	22-40-0
<b>TOTAL PLAYS-YDS</b>	<b>65-304</b>	<b>71-463</b>
Fumbles-Lost	0-0	0-0
Penalties-Yards	6-66	6-44
Punts-Avg	7-45.9	5-38.6
Punt Ret-Yds-TD	2-8-0	1-1-0
KO Ret-Yds-TD	1-14-0	1-15-0
INT Ret-Yds-TD	0-0-0	1-9-0
Possession Time	29:59	30:01
Third Down Conv	5 of 14	8 of 17
Fourth Down Conv	0 of 0	0 of 2
Red Zone Scores-Att	1-1	3-5
Sacks-Yds	0-0	4-30
Field Goals	0-0	2-3

**RUSHING: Charlotte** - Cartevious Norton 10-56; Terron Kellman 8-28; Hahsaun Wilson 5-7-1; Trexler Ivey 3-0; Jairus Mack 1-(-4); Deshawn Purdie 2-(-20). **Rice** - Dean Connors 14-121; Taji Atkins 6-40; Quinton Jackson 5-28; E.J. Warner 4-24; Matt Sykes 2-(-4).

**PASSING: Charlotte** - Deshawn Purdie 10-15-0-183-2; Trexler Ivey 8-21-1-54-0. **Rice** - E.J. Warner 22-40-0-254-2.

**RECEIVING: Charlotte** - O'Mega Blake 5-153-2; Sean Brown 5-40; Jairus Mack 2-21; Hahsaun Wilson 1-9; Colin Weber 2-7; Bryce Kennon 1-5; Henry Rutledge 2-2. **Rice** - Matt Sykes 8-84; Elijah Mojarro 4-73-1; Quinton Jackson 3-32-1; Dean Connors 3-27; Kobie Campbell 1-22; Braylen Walker 2-8; Drayden Dickmann 1-8.

**INTERCEPTIONS: Charlotte** - None. **Rice** - Joseph Mutombo 1-9.

**FUMBLES: Charlotte** - None. **Rice** - None.

**SACKS: Charlotte** - None. **Rice** - Josh Pearcy 2.0-17; Michael Larbie 1.0-9; Joseph Mutombo 1.0-4.

**TACKLES (UA-A): Charlotte** - Dontae Balfour 6-1; Reid Williford 4-3; Al-Ma'hi Ali 6-0; Prince Wallace-Bemah 5-1; Treyveon McGee 5-0; Elijah Culp 4-0; Maguire Neal 3-0; Lacota Dippre 2-1; Ositadinma Ekwonu 2-0; Trevon Booker 2-0; Dez Morgan 0-2; Stone Handy 1-0; Randy Franklin 1-0; Sean Brown 1-0; Colin Coates 1-0; Dre Butler 1-0; Jalar Holley 1-0; D'Andre Martin 1-0; Chantz Williams 0-1; Charlie Jackson 0-1. **Rice** - Daveon Hook 6-0; Joseph Mutombo 4-0; Gabriel Taylor 3-1; Peyton Stevenson 3-1; Josh Pearcy 2-2; Blaise Tita 2-2; Andrew Awe 3-0; Charlie Looes Max Ahoia 2-1; Ty Morris 2-1; Izeya Floyd 1-2; Michael Larbie 1-1; Faybian Marks 1-1; Sean Fresch 1-0; Lamont Narcisse 1-0; Elroyal Morris 1-0; Christian Edgar 1-0; Myron Morrison 1-0.

Oct. 12, 2024 • Rice Stadium (18,660) • Houston, Texas		
	<b>UTSA</b>	<b>27</b>
	<b>RICE</b>	<b>29</b>

**HOUSTON** - Staring down the possibility of a second consecutive gut-wrenching defeat on their home field, E.J. Warner found Matt Sykes with an 18-yard touchdown with four seconds remaining to lift Rice to a 29-27 win over UTSA on Saturday night, snapping an eight-game losing streak to the Roadrunners in the process.

<b>Score by Quarters</b>	<b>1</b>	<b>2</b>	<b>3</b>	<b>4</b>	<b>F</b>	
UTSA Roadrunners	0	10	3	14	27	Record: (2-4, 0-2)
Rice Owls	0	9	14	6	29	Record: (2-4, 1-2)

**Scoring Summary**

2nd 06:30 UTSA - Sandell 45-yd field goal  
04:57 RICE - Warner 5-yd run (Gota attempt failed)  
01:50 UTSA - D. Allen 20-yd pass from McCown (Sandell kick)  
00:00 RICE - Gota 46-yd field goal  
3rd 13:35 RICE - Connors 69-yd pass from Warner (Connors run good)  
11:26 UTSA - Sandell 52-yd field goal  
08:01 RICE - Connors 8-yd run (Gota kick failed)  
4th 05:40 UTSA - McCuin 6-yd pass from McCown (Sandell kick)  
02:06 UTSA - Thomas 38-yd pass from McCown (Sandell kick)  
00:04 RICE - Sykes 18-yd pass from Warner (Warner kneels)

	UTSA	RICE
<b>FIRST DOWNS</b>	<b>22</b>	<b>21</b>
Rushing	8	3
Passing	12	12
Penalty	2	6
Rushing Attempts	35	21
Yds Gained Rushing	159	59
Yds Lost Rushing	21	17
<b>NET YDS RUSHING</b>	<b>138</b>	<b>42</b>
<b>NET YDS PASSING</b>	<b>256</b>	<b>347</b>
Comp-Att-Int	28-43-0	25-39-0
<b>TOTAL PLAYS-YDS</b>	<b>78-394</b>	<b>60-389</b>
Fumbles-Lost	2-1	1-1
Penalties-Yards	16-146	11-93
Punts-Avg	4-46.0	5-44.0
Punt Ret-Yds-TD	1-(-1)-0	0-0-0
KO Ret-Yds-TD	1-43-0	2-40-0
INT Ret-Yds-TD	0-0-0	0-0-0
Possession Time	30:33	29:27
Third Down Conv	8 of 18	4 of 12
Fourth Down Conv	1 of 2	1 of 1
Red Zone Scores-Att	3-3	3-4
Sacks-Yds	1-10	2-12
Field Goals	2-3	1-2

**RUSHING: UTSA** - Owen McCown 9-53; Robert Henry 10-36; Brandon High 8-22; Devin McCuin 2-21; Kevorian Barnes 5-5; Bryson Donnell 1-1. **Rice** - Dean Connors 8-27-1; Quinton Jackson 8-13; E.J. Warner 5-2.

**PASSING: UTSA** - Owen McCown 28-43-0-256-3. **Rice** - E.J. Warner 25-39-0-347-2.

**RECEIVING: UTSA** - Devin McCuin 7-83-1; Houston Thomas 2-43-1; DJ Allen 4-38-1; Chris Carpenter 6-36; Oscar Cardenas 2-21; Jamel Hardy 2-14; Robert Henry 4-11; Kevorian Barnes 1-3. **Rice** - Dean Connors 5-109-1; Matt Sykes 7-85-1; Sean Fresch 1-40; Graham Walker 4-31; Kobie Campbell 4-29; Braylen Walker 2-23; Elijah Mojarro 1-16; Drayden Dickmann 1-14.

**INTERCEPTIONS: UTSA** - None. **Rice** - None.

**FUMBLES: UTSA** - Robert Henry 1-0; Chris Carpenter 1-1. **Rice** - Matt Sykes 1-1.

**SACKS: UTSA** - Jimmori Robinson 1.0-10. **Rice** - Chike Anigbogu 1.0-6; Michael Daley 1.0-6.

**TACKLES (UA-A): UTSA** - Martavius French 6-1; Dpnuo Taylor 4-1; Owen Pewee 4-1; Brevin Randle 3-0; Denver Harris 3-0; Ken Robinson 2-1; Zah Frazier 2-0; Jimmori Robinson 2-0; Elliott Davison 2-0; Davin Martin 1-1; Zechariah Robinson 1-1; Christian Clayton 1-1; Jamal Ligon 1-1; Ronald Triplette 1-0; Jonathan Jones 1-0; Kaleb Brown 1-0; Ian Jackson 1-0; Jameian Buxton 0-1; Vic Shaw 0-1. **Rice** - Sean Fresch 10-1; Ty Morris 6-1; Andrew Awe 5-1; Tyson Flowers 5-1; Myron Morrison 5-0; Max Ahoia 5-0; Charlie Looes 4-1; Gabriel Taylor 3-2; DJ Arkansas 3-0; Izeya Floyd 2-0; Daveon Hook 2-0; Josh Pearcy 1-1; Michael Daley 1-0; Blaise Tita 1-0; Enock Gota 1-0; Chike Anigbogu 1-0; Team 1-0; Joseph Mutombo 1-0; Elroyal Morris 1-0; Blake Boenisch 1-0; Faybain Marks.

# GAME EIGHT - UCONN



Oct. 19, 2024 • Yulman Stadium (22,897) • New Orleans, La.

	<b>RICE</b>	<b>10</b>
	<b>TULANE</b>	<b>24</b>

**NEW ORLEANS, La.** - E.J. Warner threw for 271 yards, but Rice turned the ball over five times, falling to Tulane, 24-10, Saturday afternoon at Yulman Stadium

Score by Quarters	1	2	3	4	F	
Rice Owls	0	7	3	0	10	Record: (2-5, 1-3)
Tulane Green Wave	3	7	0	14	24	Record: (5-2, 3-0)

### Scoring Summary

1st 01:43 TLN - Barnes 28-yd field goal  
 2nd 14:12 RICE - Mojarro 31-yd pass from Warner (Horn kick)  
 01:04 TLN - Hughes 29-yd pass from Mensah (Barnes kick)  
 3rd 06:48 RICE - Horn 35-yd field goal  
 4th 08:22 TLN - Hughes 1-yd run (Barnes kick)  
 01:35 TLN - Howard 15-yd fumble return (Barnes kick)

	RICE	TLN
<b>FIRST DOWNS</b>	<b>16</b>	<b>18</b>
Rushing	3	9
Passing	12	8
Penalty	1	1
Rushing Attempts	17	40
Yds Gained Rushing	89	191
Yds Lost Rushing	16	37
<b>NET YDS RUSHING</b>	<b>73</b>	<b>154</b>
<b>NET YDS PASSING</b>	<b>271</b>	<b>152</b>
Comp-Att-Int	26-46-3	12-25-0
<b>TOTAL PLAYS-YDS</b>	<b>63-344</b>	<b>65-306</b>
Fumbles-Lost	3-2	1-0
Penalties-Yards	4-31	5-35
Punts-Avg	5-37.2	6-50.3
Punt Ret-Yds-TD	3-42-0	0-0-0
KO Ret-Yds-TD	1-0-0	0-0-0
INT Ret-Yds-TD	0-0-0	3-14-0
Possession Time	25:03	34:57
Third Down Conv	5 of 13	5 of 15
Fourth Down Conv	0 of 1	0 of 2
Red Zone Scores-Att	1-3	2-2
Sacks-Yds	2-32	1-4
Field Goals	1-1	1-1

**RUSHING: Rice** - Dean Connors 11-74; Drayden Dickmann 1-4; Quinton Jackson 4-(-4); E.J. Warner 1-(-4). **Tulane** - Makhi Hughes 27-140-1; Arnold Barnes III 5-15; Ty Thompson 2-11; Team 1-(-1); Darian Mensah 5-(-11).

**PASSING: Rice** - E.J. Warner 26-46-3-271-1. **Tulane** - Darian Mensah 12-25-0-152-1.

**RECEIVING: Rice** - Kobie Campbell 6-100; Matt Sykes 7-74; Elijah Mojarro 3-43-1; Dean Connors 7-34; Braylen Walker 1-17; Graham Walker 1-11; John Long 1-(-8). **Tulane** - Dontae Fleming 2-26; Yulkeith Brown 3-34; Mario Williams 3-25; Bryce Bohanon 2-25; Makhi Hughes 1-29-1; Shaadie Clayton-Johnson 1-3.

**INTERCEPTIONS: Rice** - None. **Tulane** - Micah Robinson 1-16; Tyler Grubbs 1-0; Adonis Friloux 1-(-2).

**FUMBLES: Rice** - Dean Connors 2-2; E.J. Warner 1-0. **Tulane** - Darian Mensah 1-0.

**SACKS: Rice** - Michael Daley 1.0-16; Ty Morris 1.0-16. **Tulane** - Adin Huntington 1.0-4.

**TACKLES (UA-A): Rice** - Myron Morrison 5-2; Ty Morris 4-2; Gabriel Taylor 4-1; Sean Fresch 3-1; Blaek Boenisch 2-2; Daveon Hook 3-0; DJ Arkansas 3-0; Josh Pearcy 2-1; Max Ahoia 2-1; Michael Daley 1-2; Tyson Flowers 2-0; Blaise Tita 2-0; Chibby Nwajuaku 1-1; Charlie Looes 1-1; Michael Larbie 1-1; Faybian Marks 1-0; Izeya Floyd 1-0; Peyton Stevenson 1-0; Braylen Walker 1-0; Andrew Awe 1-0; Elroyal Morris 1-0; Joseph Mutombo 0-1; Ethan Onianwa 0-1; David Stickle 0-1. **Tulane** - Bailey Despanie 4-0; Micah Robinson 4-0; Sam Howard 3-0; Tyler Grubbs 3-0; Kevin Adams III; Jalen Geiger 3-0; Dickson Agu 3-0; Terrell Allen 2-1; Adin Huntington 2-1; Javion White 2-0; Rayshawn Pleasant 2-0; Matthew Fobbs-White 2-0; Patrick Jenkins 2-0; Jack Tchienchou 2-0; Johnathan Edwards 1-0; Reggie Brown 1-0; Eric Hicks, Jr. 1-0; Parker Peterson 1-0; Gerrod Henderson 1-0; Makai Williams 1-0.

Oct. 26, 2024 • Pratt & Whitney Stadium • East Hartford, Ct.

	<b>RICE</b>	<b>0</b>
	<b>UCONN</b>	<b>0</b>