



TABLE OF CONTENTS

OUTLOOK

Table of Contents/Quick Facts/Credits	1
Rosters	2-3

PLAYERS, COACHES & STAFF

The 2021 Mustangs	4-31
Head Coach Sonny Dykes	32-33
Assistant Coaches	34-43
Support Staff	44-50

SMU ADMINISTRATION

President R. Gerald Turner	51
University Athletic Representative Paul Rogers	51
Director of Athletics Rick Hart	52
Deputy Director of Athletics Kurt Pottkotter	52

OPPONENTS

American Athletic Conference	53
Opponent Information	54
Conference Composite Schedule	55
American Bowl Games	55

REVIEW

2020 Statistics	56-58
2020 Game Recaps	59-63

RECORDS

Statistical Trends	64-67
Scoring Records	68
Rushing Records	69-71
Passing Records	72-73
Receiving Records	74-75
Total Offense Records	76-77
Punting & Placekicking Records	78-79
Kickoff Return Records	80
Punt Return Records	81
Defensive Records	82
Interception Records	83
Team Records	84-85
Opponent Records	86
Bowl Records	87
Conference Team Rankings	88-89
Conference Individual Rankings	90-92
SMU Football Year-By-Year	93
Records of SMU Coaches	93
Series Histories	94-96
Year-By-Year Results / Statistics	97-133

HISTORY

The History of SMU Football	134-139
Bowl History	140-148
SMU Lettermen	149-154
Mustangs By The Numbers	155-160
SMU All-Americans	161
Honored Jerseys	162-163
SMU Football Greats	164-172
SMU Honors	173
All-Conference Selections	174-175
All-Star Appearances	176-177
Mustangs In The Pros	178-179
NFL Draft History	180

MEDIA

Media Information	181-182
Ford Stadium Information/Directions to SMU	183
SMU Senior Staff & Head Coaches	184



QUICK FACTS

MUSTANG QUICK FACTS

Location	Dallas, Texas
Founded	1911
Enrollment	12,385
Nickname	Mustangs
Mascot	Peruna IX (a Shetland pony)
School Colors	Red (PMS 186) & Blue (PMS 286)
Conference	American Athletic Conference
Stadium	Gerald J. Ford Stadium (32,000)
President	Dr. R. Gerald Turner
Director of Athletics	Rick Hart
University Athletic Representative	Paul Rogers
Chair of the Athletic Council	Dan Orlovsky
Head Football Coach	Sonny Dykes
Overall Coaching Record	63-59 / 11th Season
SMU Coaching Record	22-14 / Fourth Season
SMU 2020 Overall Record	7-3
2020 American Record	4-3 (5th)
Offensive System	Multiple
Defensive System	3-4
National Championships	3 (1935, 1981 & 1982)
Conference Championships	11 (last - 1984)
Bowl Appearances	18 (last - 2020 Frisco Bowl)
All-Time Football Record	507-547-54
First Football Season	1915
Offensive Starters Returning/Lost	10/2
Defensive Starters Returning/Lost	11/2
Letterwinners Returning/Lost	56/25

SMU COACHING STAFF

Head Coach	Sonny Dykes
Defensive Coordinator	Jim Leavitt
Offensive Coordinator / Quarterbacks	Garrett Riley
Co-Offensive Coordinator / Offensive Line	A.J. Ricker
Asst. Head Coach / Running Backs	Ra'Shaad Samples
Wide Receivers	David Gru
Safeties	Trey Haverty
Tight Ends	Josh Martin
Cornerbacks	Stefan McClure
Special Teams Coordinator	Kenny Perry
Defensive Line	Chidera Uzo-Diribe

SMU ATHLETICS PUBLIC RELATIONS

Assoc. Director of Public Relations/Football Contact	Lindsey Olsen
Office	214-768-4970
Cell	847-344-0389
E-Mail	lmolsen@smu.edu
Sr. Assoc. A.D./External Affairs	Brad Sutton
Office	214-768-1651
Cell	214-914-8705
E-Mail	bsutton@smu.edu
Director of Public Relations	Herman Hudson
Office	214-768-1304
Cell	214-924-0358
E-Mail	hermanh@smu.edu
Press Box Phone	214-768-7730

SMUMUSTANGS.COM



SMUMUSTANGS
SMUFOOTBALL



SMUMUSTANGS
COACHDYKESMU
SMU_FOOTBALL



SMU.MUSTANGS
SMUFB

SMU ATHLETICS MISSION STATEMENT

In alignment with the educational mission of the University, we engage the community in meaningful ways and develop the resources necessary to graduate Student-Leaders and pursue championships. Above all else, we prepare students for life.

CREDITS

The 2021 SMU Football Media Guide is a production of the SMU Athletics Public Relations Office. The guide was written and edited by Associate Director Lindsey Olsen, Sr. Associate Athletic Director Brad Sutton and Director of Public Relations Herman Hudson.

PHOTOGRAPHY

Steve Blum, Brad Bradley, Vladimir Cherry, Joe Collins, *The Dallas Morning News*, Lauren Damone, Raff Frano, Michael C. Hebert, Tim Heitman, Hillsman Jackson, Travis Johnston, Linda Kaye, James Laughead, Jim Midgett, Gene Nunn, Rivals.com, Christopher Rodriguez, Jody Shervanick, Rick Smith, Phil Stephens, Peter Waters, John Yates, Kathy Young and George Walker.



2021 ALPHABETICAL ROSTER

NUMERICAL ROSTER

No.	Name	Pos.
0	Bryan Massey	CB
1	Brandon Crossley	CB
1	Jordan Kerley	WR
2	Cam Jones	DB
2	Preston Stone	QB
3	Delano Robinson	LB
4	Jahari Rogers	CB
4	Tre Siggers	RB
5	Danny Gray	WR
5	Ar'mani Johnson	CB
6	T.Q. Jackson	S
6	Austin Upshaw	WR
7	Ulysses Bentley IV	RB
7	Bryce McMorris	S
8	Tanner Mordecai	QB
9	Beau Barker	WR
9	Shaine Hailey	LB
10	Ty DeArman	S
10	Dylan Goffney	WR
11	Chevin Calloway	S
11	Rashee Rice	WR
12	Derek Green	QB
12	Isaiah Nwokobia	S
13	Roderick Daniels, Jr.	WR
13	Roderick Roberson, Jr.	S
14	Nolan Matthews	TE
14	Richard Moore	LB
15	Keke Burns	LB
15	Calvin Wiggins	WR
16	Trevor Denbow	LB
16	Josh Stupin	QB
18	Chace Cromartie	S
18	Jacob Oehrlein	QB
20	Jayleen Record	WR
21	Donald Clay	S
21	Reggie Roberson, Jr.	WR
22	Brandon Epton, Jr.	RB
22	Karl Taylor	DB
24	Jimmy Phillips, Jr.	LB
25	Izaiah Kelley	LB
25	TJ McDaniel	RB
26	Montaye Dawson	RB
26	Sam Westfall	CB
27	Ben Furgal	LB
27	Zane Minors	RB
28	Blake Bedwell	RB
28	Luke Mabe	DB
29	Shawn Robertson	S
30	Carter Campbell	WR
30	Brian Holloway	LB
31	Preston Ellison	LB
31	Tyler Lavine	RB
32	Toby Ndukwue	LB
33	Junior Aho	DT
33	Hudson Shrum	WR
35	Nick Lerew	LB
36	Jadarius Thursby	LB
38	Carter Link	LB
39	Darren Brown	DT
39	Orlando Jones	RB

No.	Name	Pos.	Ht.	Wt.	CL-EXP	Hometown / Previous School
33	Junior Aho	DT	6-4	268	JR-1L	Nice, France / New Mexico Military Institute
77	Alan Ali	OL	6-5	309	SR-3L	Fort Worth, Texas / Timber Creek
74	Tyler Bailey	OL	6-5	291	FR-RS	Edinburg, Texas / Vela
9	Beau Barker	WR	6-1	184	SO-1L	Amarillo, Texas / Amarillo
28	Blake Bedwell	RB	5-10	194	FR-RS	Amarillo, Texas / Amarillo
98	Jay Bell	DL	6-4	254	FR-HS	Beaumont, Texas / West Brook
7	Ulysses Bentley IV	RB	5-11	197	SO-1L	Houston, Texas / C.E. King
48	Will Benton	LS/LB	6-1	228	SO-1L	Atlanta, Ga. / The Westminster Schools
59	Tai Brooks	OL	6-4	335	SO-SQ	Allen, Texas / Allen
39	Darren Brown	DT	6-3	317	JR-2L	Converse, Texas / Judson
57	Cobe Bryant	OL	6-5	325	SR-2L	Auburn Hills, Mich. / Riverside C.C. / Arizona Western / Rochester
52	Marcus Bryant	OL	6-8	314	SO-1L	Round Rock, Texas / Cedar Ridge
15	Keke Burns	LB	6-4	232	SO-1L	Pittsburg, Texas / Pittsburg
88	Grant Calcaterra	TE	6-5	247	JR-GT	Rancho Santa Margarita, Calif. / Oklahoma / Santa Margarita Catholic
11	Chevin Calloway	S	5-11	208	SR-2L	Dallas, Texas / Arkansas / Bishop Dunne
30	Carter Campbell	WR	6-0	192	FR-RS	San Antonio, Texas / Reagan
40	Elijah Chatman	DT	6-1	289	JR-2L	Shreveport, La. / Evangel Christian Academy
21	Donald Clay	S	5-11	195	SO-1L	New Orleans, La. / John Curtis
52	Ricky Cole	DL	6-2	300	JR-TR	Baltimore, Md. / Wagner / Dallastown
67	Dylan Cordell	OL	6-2	303	FR-RS	Houston, Texas / Houston Second Baptist
97	Turner Coxe	DE	6-3	243	SR-3L	Dallas, Texas / Highland Park
18	Chace Cromartie	S	6-1	198	JR-2L	Cibola, Texas / Steele
1	Brandon Crossley	CB	6-0	186	JR-1L	Dallas, Texas / Colorado State / Little Elm
13	Roderick Daniels, Jr.	WR	5-9	191	FR-HS	Duncanville, Texas / Duncanville
26	Montaye Dawson	RB	5-8	175	FR-HS	Dallas, Texas / All Saints Episcopal
10	Ty DeArman	S	5-11	194	SO-1L	Arlington, Texas / Oklahoma / Bowie
16	Trevor Denbow	LB	6-1	225	SR-3L	Corsicana, Texas / Navarro College / Corsicana
93	Bobby Duncum	DE	6-4	219	FR-RS	Austin, Texas / Westlake
47	Stone Eby	DL	6-5	270	FR-HS	Flower Mound, Texas / Flower Mound
31	Preston Ellison	LB	6-3	204	SR-3L	Odessa, Texas / Permian
22	Brandon Epton, Jr.	RB	6-0	194	FR-HS	Dallas, Texas / Kimball
64	Cameron Ervin	OL	6-3	286	SO-1L	Fayetteville, Ark. / Fayetteville
49	Parker Forque	DE	6-4	235	FR-HS	Bellaire, Texas / Episcopal
91	Matt Fraanje	P	6-5	204	FR-RS	Australia
27	Ben Furgal	LB	5-11	195	SO-SQ	Southlake, Texas / Southlake Carroll
10	Dylan Goffney	WR	6-2	213	FR-HS	Cypress, Texas / Bridgeland
59	Will Goldberg	LB	5-10	201	SO-SQ	Santa Monica, Calif. / Harvard-Westlake
83	Simon Gonzalez	TE	6-4	245	FR-TR	Magnolia, Texas / Texas Tech / Magnolia
5	Danny Gray	WR	6-2	199	SR-1L	Dallas, Texas / Blinn College / James Madison HS
12	Derek Green	QB	6-4	216	JR-2L	Leawood, Kan. / Rockhurst
9	Shaine Hailey	LB	5-11	222	SR-4L	Dallas, Texas / Bishop Dunne
93	Brendan Hall	K	6-8	232	FR-HS	Springtown, Texas / Springtown
89	Gage Haskin	TE/LS	6-4	236	FR-RS	North Richland Hills, Texas / Birdville
43	Charles Headen III	WR	5-9	198	SR-GT	Philadelphia, Pa. / Shippensburg University / LaSalle College HS
56	Branson Hickman	OL	6-3	308	FR-RS	McKinney, Texas / Jesuit College Prep
30	Brian Holloway	LB	6-0	239	SR-2L	League City, Texas / Kilgore College / Clear Lake
75	Hayden Howerton	OL	6-4	309	SR-4L	Katy, Texas / Katy
79	Danielson Ike	OL	6-6	315	SO-1L	Kansas City, Mo. / Rockhurst
6	T.Q. Jackson	S	6-4	197	SO-1L	Jefferson, Texas / Arkansas / Jefferson
5	Ar'mani Johnson	CB	6-0	184	SR-2L	Missouri City, Texas / Ridge Point
2	Cam Jones	DB	6-1	199	JR-2L	Mansfield, Texas / Nebraska / Mansfield
45	Jayden Jones	DE	6-4	245	FR-HS	Dallas, Texas / Parish Episcopal
39	Orlando Jones	RB	5-10	242	SR-SQ	Fredericksburg, Va. / Hutchinson CC
95	Will Jones	DT	6-1	309	SR-2L	Dallas, Texas / Tyler JC / Baylor / Prestonwood Christian Academy
42	Ra-Sun Kazadi	S	6-1	186	JR-2L	Waco, Texas / Jonesboro
25	Izaiah Kelley	LB	6-3	197	FR-HS	Lubbock, Texas / Coronado
1	Jordan Kerley	WR	6-3	204	SO-TR	Austin, Texas / Arizona State / McNeil
45	Cross Kittrell	WR	5-11	174	FR-HS	Waynesboro, Miss. / Wayne Academy
31	Tyler Lavine	RB	5-11	229	JR-2L	Cedar Park, Texas / Army Preparatory Academy / Cedar Park
35	Nick Lerew	LB	6-0	228	JR-SQ	Dillsburg, Pa. / Gannon / Northern York
58	Dylan Leston	DE	6-5	240	TR	Castle Rock, Colo. / Wyoming / Douglas County




No.	Name	Pos.	Ht.	Wt.	CL-EXP	Hometown / Previous School
96	DeVere Levelston	DT	6-5	266	JR-1L	DeSoto, Texas / Tyler JC / DeSoto
38	Carter Link	LB	6-0	218	FR-RS	Pasadena, Calif. / Loyola High School of Los Angeles
99	Harrison Loveless	DT	6-4	292	SR-2L	Cypress, Texas / Cypress Ranch
46	Spencer Luce	LS	6-3	210	JR-TR	Mercer Island, Wash. / Azusa Pacific / Mercer Island
28	Luke Mabe	DB	5-11	188	FR-TR	Colleyville, Texas / Harding / Colleyville Heritage
47	Michael Madden	WR	6-2	198	FR-HS	Lexington, Ky. / Sayre
0	Bryan Massey	CB	5-11	198	SO-1L	Katy, Texas / Katy
14	Nolan Matthews	TE	6-6	258	SO-TR	Frisco, Texas / Arizona State / Reedy
92	Blake Mazza	K	5-10	186	SR-GT	Plano, Texas / Washington State / Arkansas / Plano
25	TJ McDaniel	RB	5-11	204	SO-2L	Southlake, Texas / Southlake Carroll
86	Tommy McIntyre	TE	6-8	272	SR-2L	Florham Park, N.J. / Cornell / St. Peter's Prep
85	Matthew McLaughlin	TE	6-4	190	FR-HS	Dallas, Texas / Bishop Lynch
7	Bryce McMorris	S	6-1	192	FR-HS	Cypress, Texas / Bridgeland
27	Zane Minors	RB	6-0	198	FR-HS	Austin, Texas / Westlake
14	Richard Moore	LB	6-1	229	SR-1L	Cedar Hill, Texas / Texas A&M / Cedar Hill
8	Tanner Mordecai	QB	6-3	218	JR-TR	Waco, Texas / Oklahoma / Midway
78	Beau Morris	OL	6-6	310	SR-3L	Baton Rouge, La. / Blinn College / St. Michael The Archangel
44	Sam Morse	DL	6-1	251	FR-HS	Dallas, Texas / Highland Park
60	Henry Mossberg	OL	6-3	325	SO-SQ	Southlake, Texas / Southlake Carroll
32	Toby Ndukwe	LB	6-3	252	SR-3L	Richmond, Texas / George Ranch
91	Terrance Newman	DT	6-0	324	SR-3L	Duncanville, Texas / Duncanville
12	Isaiah Nwokobia	S	6-0	196	FR-HS	Dallas, Texas / Skyline
18	Jacob Oehrlein	QB	6-2	208	JR-1L	Brenham, Texas / Brenham
51	Justin Osborne	OL	6-5	312	SO-1L	Flower Mound, Texas / Auburn / Marcus
92	Deuce Palmer	LB	6-2	221	SO-SQ	Danville, Calif. / San Ramon Valley
90	Nelson Paul	DE	6-2	235	JR-2L	Bunnell, Fla. / Flagler Palm Coast
61	Dalton Perdue	OL	6-7	336	FR-RS	El Dorado, Ark. / El Dorado
24	Jimmy Phillips Jr.	LB	6-3	235	SR-3L	Mesquite, Texas / Poteet
84	Alex Quirk	TE	6-4	235	SO-SQ	Darien, Conn. / Fairleigh Dickinson / Darien
20	Jayleen Record	WR	5-8	159	FR-HS	Dallas, Texas / James Madison HS
81	Ben Redding	TE	6-5	242	SR-3L	Friendswood, Texas / Friendswood
54	Christopher Reese	DE	6-5	292	SR-GT	Littleton, Colo. / Columbine Senior
11	Rashee Rice	WR	6-3	206	JR-2L	North Richland Hills, Texas / Richland
68	Jackson Ritz	OL	6-3	303	FR-RS	Austin, Texas / Austin
21	Reggie Roberson, Jr.	WR	6-1	197	SR-3L	DeSoto, Texas / West Virginia / Mesquite Horn
13	Roderick Roberson, Jr.	S	6-0	203	SO-1L	Royse City, Texas / Royse City
29	Shawn Robertson	S	6-1	202	FR-HS	Allen, Texas / Lovejoy
3	Delano Robinson	LB	6-2	244	SR-4L	Denton, Texas / Billy Ryan
70	Thalen Robinson	OL	6-6	354	SO-TR	Arlington, Texas / Missouri / Bowie
4	Jahari Rogers	CB	6-1	177	FR-TR	Arlington, Texas / Florida / Arlington
86	Je'lin Samuels	DE	6-7	247	FR-HS	Pasadena, Texas / Sam Rayburn
76	Keaton Schultz	OL	6-1	293	FR-HS	Houston, Texas / Klein Cain
33	Hudson Shrum	WR	6-0	200	JR-JC	Southlake, Texas / Southlake Carroll
89	Alex Sickafoose	DE	6-3	266	SO-SQ	Katy, Texas / St. John XXIII
4	Tre Siggers	RB	5-9	210	SR-GT	Duncanville, Texas / North Texas / Duncanville
94	Erin Smith	OL	6-5	239	FR-RS	Little Rock, Ark. / North Little Rock
44	Kadarius Smith	DL	6-4	270	SR-2L	Plano, Texas / Plano
62	Marcus Smith	OL	6-4	336	FR-RS	Stafford, Texas / Stafford
50	Trevion Sneed	LB	6-2	241	FR-HS	Mineola, Texas / Mineola
69	Ben Sparks	OL	6-4	312	FR-RS	Norman, Okla. / Norman
82	Parker Stone	WR	5-11	193	SO-SQ	Dallas, Texas / Parish Episcopal
2	Preston Stone	QB	6-3	214	FR-HS	Dallas, Texas / Parish Episcopal
46	Trent Strong	LB	6-0	229	FR-RS	Tucson, Ariz. / Salpointe Catholic
16	Josh Stupin	QB	5-11	195	FR-RS	Newport Beach, Calif. / Villa Park
22	Karl Taylor	DB	6-0	207	FR-RS	Midland, Texas / Midland Lee
71	Jaylon Thomas	OL	6-5	326	SR-3L	Lubbock, Texas / Coronado
36	Jadarius Thursby	LB	6-0	186	FR-HS	Duncanville, Texas / Duncanville
6	Austin Upshaw	WR	6-1	213	SR-2L	La Porte, Texas / La Porte
49	Cole Voyles	LS	6-1	201	JR-1L	Houston, Texas / Memorial
51	Warren Walls	DE	6-3	221	SO-SQ	Dallas, Texas / Bishop Lynch
26	Sam Westfall	CB	5-11	185	JR-1L	Saint George, Utah / Mesa C.C. / Dixie
15	Calvin Wiggins	WR	6-5	224	SO-1L	Trophy Club, Texas / Byron Nelson
55	Gary Wiley	DE	6-3	246	SR-3L	Longview, Texas / Pine Tree
57	Mike Williams	DT	6-3	299	SR-1L	Fort Worth, Texas / Stanford / All Saints' Episcopal

No.	Name	Pos.
40	Elijah Chatman	DT
42	Ra-Sun Kazadi	S
43	Charles Headen III	WR
44	Sam Morse	DL
44	Kadarius Smith	DL
45	Jayden Jones	DE
45	Cross Kittrell	WR
46	Spencer Luce	LS
46	Trent Strong	LB
47	Stone Eby	DL
47	Michael Madden	WR
48	Will Benton	LS/LB
49	Parker Forque	DE
49	Cole Voyles	LS
50	Trevion Sneed	LB
51	Justin Osborne	OL
51	Warren Walls	DE
52	Marcus Bryant	OL
52	Ricky Cole	DL
54	Christopher Reese	DE
55	Gary Wiley	DE
56	Branson Hickman	OL
57	Cobe Bryant	OL
57	Mike Williams	DT
58	Dylan Leston	DE
59	Tai Brooks	OL
59	Will Goldberg	LB
60	Henry Mossberg	OL
61	Dalton Perdue	OL
62	Marcus Smith	OL
64	Cameron Ervin	OL
67	Dylan Cordell	OL
68	Jackson Ritz	OL
69	Ben Sparks	OL
70	Thalen Robinson	OL
71	Jaylon Thomas	OL
74	Tyler Bailey	OL
75	Hayden Howerton	OL
76	Keaton Schultz	OL
77	Alan Ali	OL
78	Beau Morris	OL
79	Danielson Ike	OL
81	Ben Redding	TE
82	Parker Stone	WR
83	Simon Gonzalez	TE
84	Alex Quirk	TE
85	Matthew McLaughlin	TE
86	Tommy McIntyre	TE
86	Je'lin Samuels	DE
88	Grant Calcaterra	TE
89	Gage Haskin	TE/LS
89	Alex Sickafoose	DE
90	Nelson Paul	DE
91	Matt Fraanje	P
91	Terrance Newman	DT
92	Blake Mazza	K
92	Deuce Palmer	LB
93	Bobby Duncum	DE
93	Brendan Hall	K
94	Erin Smith	OL
95	Will Jones	DT
96	DeVere Levelston	DT
97	Turner Cox	DE
98	Jay Bell	DL
99	Harrison Loveless	DT



MEET THE MUSTANGS



33 JUNIOR AHO

6-4 - 268 - DL - JR-IL
NICE, FRANCE
NEW MEXICO MILITARY INSTITUTE

Sophomore (2020): Played in all 10 games, making one start... Registered 18 tackles (11 solo)... Had 5.5 TFLs for 16 yards and a team-high 4.0 sacks for 14 yards... Added one forced fumble... Had two sacks at ECU... Registered two TFLs against SFA... **AWARDS:** SMU Honor Roll (Fall 2020)... American Athletic Conference All-Academic Team.


2019 (Freshman at New Mexico Military Institute): Played in 10 games... Registered 40 tackles, including 5.5 sacks, and two forced fumbles... Helped NMMI to an appearance in the SWJCFC Championship Game... A three-star recruit by 247sports.com and two start by Rivals.com... Chose SMU over offers from Nebraska, Minnesota, Louisiana Tech and others.

AHO CAREER STATISTICS

	GP	GS	TACKLES			SACKS		PASS DEF.			FUMBLES	
			Solo	Asst	Total	TFL-Yds	No-Yards	Int-Yds	BrUp	QBH	Rcv-Yds	FF
2020 (So.)	10	1	11	7	18	5.5-16	4.0-14	0-0	0	0	0-0	1
Career	10	1	11	7	18	5.5-16	4.0-14	0-0	0	0	0-0	1



JUNIOR AHO



77 ALAN ALI

6-5 - 309 - DL - SR-3L
FORT WORTH, TEXAS
TIMBER CREEK

Junior (2020): Started all 10 games at center... Helped the Mustangs to national rankings of ninth (1st AAC) in red zone offense (.920), 13th in passing offense (318.0) and 15th in scoring offense (38.6)... **AWARDS:** Rimington Award Watch List... American Athletic Conference All-Academic Team.

Sophomore (2019): Started all 13 games... Blocked for an offense that ranked seventh nationally in scoring offense (41.8), ninth in total offense (489.8) and 13th in passing offense (309.0)... **AWARDS:** American Athletic Conference All-Academic Team.

Freshman (2018): Played in 12 games, starting eight... **AWARDS:** American Athletic Conference All-Academic Team.

2017: Redshirted.

Prep: A three-star recruit by ESPN, 247Sports and Rivals... A three-year starter at Timber Creek... Earned AP All-State honorable mention honors in 2016... Named first-team All-District 3-6A as a senior... Chose SMU over Arizona State, California, Colorado State, Iowa State, Nebraska, Nevada, New Mexico, Tulsa and Virginia.




ALAN ALI



74 TYLER BAILEY

6-5 - 291 - DL - FR-RS
EDINBURG, TEXAS
VELA

2020: Did not see action.



9 BEAU BARKER


6-1 - 184 - WR - SO-IL
AMARILLO, TEXAS
AMARILLO

Freshman (2020): Saw action in four games (SFA, Memphis, Tulane, Tulsa) on special teams... **AWARDS:** American Athletic Conference All-Academic Team.

2019: Redshirted... **AWARDS:** American Athletic Conference All-Academic Team.

Prep: Lettered two years under Chad Dunnam at Amarillo High School... Honorable mention all-district quarterback... Two-time Amarillo Globe News Player of the Week, United States Marine Corps Distinguished Athlete Award... Senior Class Vice President... Member of the National Honor Society and a Peer Assistant Leadership member... PTSO Scholarship recipient... Five semester Super Independent Star... Also lettered twice in track... Named to the 2019 5A All-State track team and was a State bronze medalist in the 4x400... AHS Competitor of the Year... 5A Academic All-State (football, track).


Personal: Father, Brian, was a DB at Texas Tech (1989-93)... Uncle, Brandon, played QB at Northern Illinois (1992-95)... Uncle, Brad, played basketball at Lamar (1987)... Great uncle, Bubby Brister, played QB at Tulane and Northeast Louisiana (1983-86) and for the Pittsburgh Steelers (1986-92).



28 BLAKE BEDWELL

5-10 - 194 - RB - FR-RS
AMARILLO, TEXAS
AMARILLO

2020: Did not see action.



98 JAY BELL

6-4 - 254 - DL - FR-HS
BEAUMONT, TEXAS
WEST BROOK

Prep: A three-star recruit by 247Sports and ESPN... Helped West Brook to a runner-up finish in UIL 6A Division 2 in 2018... Also had offers from North Texas, UTSA and others.



7 ULYSSES BENTLEY IV

5-11 - 197 - RB - SO-IL
HOUSTON, TEXAS
C.E. KING

Freshman (2020): Played in all 10 games, starting six... Named the Co-Rookie of the Year in The American and to the conference first team... Led the league with 913 rushing yards (18th NCAA, 1st AAC) off 170 attempts and 11 rushing TDs (17th NCAA, 3rd AAC)... His 11 rushing TDs set the SMU freshman single-season record... His 913 rushing yards in the regular season were over 200 more than any other player in the conference... Scored his first seven TDs in the opening three games of the season, which tied for the sixth most in a three-game span at SMU... Added 21 receptions for 174 yards and one TD... One of only two freshman in the country with 10+ TDs (12)... Led the Mustangs with 1,087 all-purpose yards (4th AAC)... Had a career-high 227 rushing yards at North Texas... Registered 149 yards and two TDs in the win over Navy, giving him his fourth game of the season with multiple rushing TDs, and his 217 all-purpose yards gave him his second game of the season with 200+ (248 yards at UNT)... In the game at Tulsa, he posted his fourth 100-yard rushing game of 2020 (UNT, Navy, SFA)... **AWARDS:** AAC Co-Rookie of the Year... All-AAC First Team... Dave Campbell's All-Texas College Second Team... FWAA Freshman All-American Watch List... Doak Walker Watch List... CFPA Watch List... Earl Campbell Tyler Rose Award Honorable Mention (Nov. 3, Sept. 22)... AAC Weekly Honor Roll (Sept. 28, Sept. 21).

2019: Redshirted... Saw action in four games... Registered seven carries for 36 yards... Added one reception for 30 yards.

Prep: A three-star recruit by 247sports.com and Rivals.com... Had 50 carries for 510 yards in 2018... Team went 8-3 and advanced to the first round of the Texas 6A D2 playoffs... Chose SMU over offers from Houston, Syracuse and others.

BENTLEY IV CAREER STATISTICS

	GP	GS	RUSHING					RECEIVING					ALL PURPOSE		
			Att.	Yds	Avg	TD	LG	Rec.	Yds	Avg	TD	LG	Ru	Rcv	Total
2019	4	0	7	36	5.1	0	12	1	30	30.0	0	30	36	30	66
2020 (Fr.)	10	6	170	913	5.4	11	84	21	174	8.3	1	61	913	174	1087
Career	14	6	177	949	5.4	11	84	22	204	9.3	1	61	949	204	1153



ULYSSES BENTLEY IV



48 WILL BENTON


6-1 - 228 - LS/LB - SO-IL
ATLANTA, GA.
THE WESTMINSTER SCHOOLS

Freshman (2020): Played in all 10 games... Was the Mustangs' primary long snapper... Registered one tackle against Memphis... **AWARDS:** American Athletic Conference All-Academic Team.

Prep: A two-year varsity starter... Grandfather was a long-time professor at SMU.



WILL BENTON



58 TAI BROOKS

6-4 - 335 - OL - SO-SQ
ALLEN, TEXAS
ALLEN

Freshman (2020): Did not see action.

2019: Redshirted.

Prep: A three-star recruit by 247sports.com and Rivals.com... Team advanced to the UIL 6A D1 Semifinals in 2018... Was a First-Team All-District selection in 2017... Team won the 2017 UIL 6A D1 State Championship... Held offers from Oklahoma State, Iowa State, Missouri, Illinois, Colorado, Houston and others.



39 DARREN BROWN


6-3 - 317 - DT - JR-2L
CONVERSE, TEXAS
JUDSON

Sophomore (2020): Played in three games (North Texas, SFA, Temple)... Registered one tackle.

Freshman (2019): Played in two games.

2018: Redshirted... Played in one game.

Prep: Helped Judson to a 10-2 record and an appearance in the 6A Division I State playoffs in 2017... Registered 16 tackles (7 solo, 9 asst), including two for loss in nine games... Played for Sean McAuliffe at Judson... Chose SMU over offers from Virginia, North Texas and Tulane.



57 COBE BRYANT

6-5 - 325 - OL - SR-2L
AUBURN HILLS, MICH.

RIVERSIDE C.C. / ARIZONA WESTERN / ROCHESTER

Senior (2020): Played all 10 games... Helped the Mustangs to national rankings of ninth (1st AAC) in red zone offense (.920), 13th in passing offense (318.0) and 15th in scoring offense (38.6).

Junior (2019): Played in 12 games, making four starts... Blocked for an offense that ranked seventh nationally in scoring offense (41.8), ninth in total offense (489.8) and 13th in passing offense (309.0).

2018 (Sophomore at Riverside City College): Played in nine games... Named First-Team All-Southern California Football Association... Team went 11-1, 5-0 in conference, and advanced to the SCFA Championship.

2017 (Freshman at Arizona Western College): Team went 9-1 and played in the NJCAA Championship game.

2016 (at Arizona Western College): Did not see game action.




COBE BRYANT

52 MARCUS BRYANT

6-8 - 314 - OL - SO-IL
ROUND ROCK, TEXAS
CEDAR RIDGE

Freshman (2020): Played in six games, making one start... Helped the Mustangs to national rankings of ninth (1st AAC) in red zone offense (.920), 13th in passing offense (318.0) and 15th in scoring offense (38.6).

Prep: A three-star recruit by 247sports.com and two-star by Rivals.com... Named first-team all-district in 2018 and 2019... Also had an offer from UIW.



15 KEKE BURNS

6-4 - 232 - LB - SO-IL
PITTSBURG, TEXAS
PITTSBURG


Freshman (2020): Played in nine games, primarily on special teams... Had three catches for 33 yards... Registered one tackle... Had one punt return for 14 yards.

2019: Redshirted... Played in one game.

Prep: A three-star recruit by 247sports.com and Rivals.com... Registered 58 catches, 735 yards and five TDs in 2018... Team went 10-4 and advanced to the UIL 4A D2 Quarterfinals... Had 34 catches, 631 yards and five TDs in 2017... Registered 186 yards per catch... Also played defense registering 57 tackles, three TFLs, one interception, one forced fumble, one fumble recovery and seven break-ups... Chose SMU over offers from Alabama, Texas A&M, Houston, Baylor, Texas Tech, Missouri, North Texas and others.



KEKE BURNS



88 GRANT CALCATERRA

6-5 - 247 - TE - SR-GT
RANCHO SANTA MARGARITA, CALIF.
OKLAHOMA / SANTA MARGARITA CATHOLIC

2019 (Junior at Oklahoma): Saw action in five games, making three starts, after missing the majority of the season due to injury... Had five catches for 79 yards.

2018 (Sophomore at Oklahoma): Played in all 14 games, registering 11 starts... Registered 26 catches for 396 yards and six TDs... **AWARDS:** All-Big 12 First-Team selection.

2017 (Freshman at Oklahoma): Played in all 14 games... Registered 10 catches for 162 yards and three TDs... The three TDs were tied for eighth most by an OU freshman... **AWARDS:** All-Big 12 Honorable Mention.

Prep: A four-star recruit by ESPN, 247Sports and Rivals... Caught 57 passes for 958 yards and eight touchdowns as a senior and added 48 receptions for 926 yards and nine scores as a junior... Had offers from Nebraska, Texas A&M and others.

CALCATERRA CAREER STATISTICS

	GP	GS	RECEIVING				
			Rec.	Yds	Avg	TD	LG
2017 (Fr.)	14	0	10	162	16.2	3	21
2018 (So.)	14	11	26	396	15.2	6	35
2019 (Jr.)	5	3	5	79	15.8	0	24
Career	33	14	41	637	15.5	9	35



11 CHEVIN CALLOWAY

5-11 - 208 - CB - SR-2L
DALLAS, TEXAS
ARKANSAS / BISHOP DUNNE

Junior (2020): Played in all 10 games... Registered 33 tackles (21 solo)... Had 3.0 TFLs... Added three PBUs and one fumble recovery.

Sophomore (2019): Played in 11 games... Registered 20 tackles (15 solo), including 1.5 TFLs... Had one interception and one pass breakup.

2018 (at Arkansas): Started the first two games before sitting out with the intent to transfer... Registered seven tackles (three solo), two fumble recoveries and a forced fumble.

Freshman (2017 at Arkansas): Played in all 12 games... Had 10 tackles and two breakups.


Prep: A four-star prospect by ESPN, Rivals and 247Sports... Played for Michael Johnson at Bishop Dunne... Helped his team to an appearance in the Class 5A Division I State Championship as a senior... Registered 61 tackles, including 12.0 for loss, 11 breakups and three interceptions... Had 63 tackles, two interceptions and 15 breakups as a junior... Team was the state runner-up... Helped Bishop Dunne to a State Championship as a sophomore... Tallied 51 tackles, five interceptions, 14 breakups and four blocked punts.

CALLOWAY CAREER STATISTICS

	TACKLES					SACKS	PASS DEF.			FUMBLES			
	GP	GS	Solo	Ast	Total	TFL-Yds	No-Yards	Int-Yds	BrUp	QBH	Rcv-Yds	FF	Bl. Kick
2017 (Fr.)	12	0	8	2	10	0-0	0-0	0-0	2	0	0-0	0	0
2018	2	2	3	4	7	0-0	0-0	0-0	0	0	2-0	1	0
2019 (So.)	11	0	15	5	20	1.5-4	0-0	1-2	1	0	1-2	0	0
2020 (Jr.)	10	0	21	12	33	3.0-5	0-0	0-0	2	0	1-0	0	0
Career	35	2	47	23	70	4.5-9	0-0	1-2	5	0	4-2	1	0



CHEVIN CALLOWAY



40 ELIJAH CHATMAN

6-1 - 289 - DT - JR-2L
SHREVEPORT, LA.
EVANGEL CHRISTIAN ACADEMY

Sophomore (2020) Played and started all 10 games... Registered 25 tackles (22 solo), including 7.5 TFLs for a team-high 29 yards and 3.0 sacks for 21... Added two fumble recoveries (2nd, AAC) and one QBH.

Freshman (2019): Played in 11 games... Registered 11 tackles (7 solo), including 3.5 TFLs... Added a half sack... **AWARDS:** American Athletic Conference All-Academic Team.


Prep: A three-star recruit by 247sports.com and two-star by Rivals.com... Spent time on both sides of the ball in 2018... Registered 14 carries for 119 yards... Team finished 8-4 overall, 6-0 in district play, and advanced to the LHSAA Division I Semifinals... Held offers from Tulane and others.

CHATMAN CAREER STATISTICS

	CHADMAN CARVER CATHARTIS													
	TACKLES					SACKS		PASS DEF.			FUMBLES			
	GP	GS	Solo	Ast	Total	TFL-Yds	No-Yards	Int-Yds	BrUp	QBH	Rcv-Yds	FF	Bl. Kick	
2019 (Fr.)	11	0	7	4	11	3.5-9	0.5-3	0-0	0	0	0-0	0	0	
2020 (So.)	10	10	22	3	25	7.5-29	3.0-21	0-0	0	1	0-0	0	0	
Career	21	10	29	7	36	11.0-38	3.5-24	0-0	0	1	0-0	0	0	



ELIJAH CHATMAN



30 CARTER CAMPBELL

6-0 - 192 - WR - FR-RS
SAN ANTONIO, TEXAS
REAGAN

2020: Did not see action... **AWARDS:** American Athletic Conference All-Academic Team.



21 DONALD CLAY

5-11 - 195 - S - SO-IL
NEW ORLEANS, LA.
JOHN CURTIS

Freshman (2020): Played in all 10 games... Registered 36 tackles (31 solo), including one for loss... Added three PBU's.

2019: Redshirted... Played in three games... Registered three tackles... **AWARDS:** American Athletic Conference All-Academic Team.

Prep: A three-star recruit by 247sports.com and Rivals.com... Registered 59 tackles (all solo) and three interceptions for 100 yards in 2018... Also had 94 kickoff return yards, 22 punt return yards and 225 all-purpose yards... Team went 13-0 and won the LHSAA Division I State Championship... Also had offers from Memphis, Temple, Arizona State, Indiana, Kentucky, Virginia and others.

CLAY CAREER STATISTICS

	TACKLES			SACKS		PASS DEF.			FUMBLES				
	GP	GS	Solo	Asst	Total	TFL-Yds	No-Yards	Int-Yds	BrUp	QBH	Rcv-Yds	FF	Bl. Kick
2019	3	0	3	0	3	0-0	0-0	0-0	0	0	0-0	0	0
2020 (Fr.)	10	0	31	5	36	1.0-4	0-0	0-0	3	0	0-0	0	0
Career	13	0	34	5	39	1.0-4	0-0	0-0	3	0	0-0	0	0



DONALD CLAY



67 DYLAN CORDELL

6-2 - 303 - DL - FR-RS
HOUSTON, TEXAS
HOUSTON SECOND BAPTIST

2020: Saw action against SFA... **AWARDS:** American Athletic Conference All-Academic Team... SMU Honor Roll (Spring 2021).

Prep: A TAPPS Division II First-Team All-State selection on offense and an honorable mention selection on defense.

52 RICKY COLE

6-2 - 300 - DL - JR-TR
BALTIMORE, MD.
WAGNER / DALLASTOWN

2019 (Sophomore at Wagner): Did not see action.

2018 (Freshman at Wagner): Did not see action.

Prep: Recorded 35 tackles as a senior and helped Dallastown reach the District 3 playoffs.



97 TURNER COXE

6-3 - 243 - DE - SR-3L
DALLAS, TEXAS
HIGHLAND PARK

Junior (2020): Started all 10 games... Registered 22 tackles (13 solo)... Had 5.0 TFLs for a team-high 29 yards and 3.5 sacks for a team-high 28... Added one PBU... **AWARDS:** American Athletic Conference All-Academic Team... Preseason: College Football News Top-30 AAC Players #26... Phil Steele Third-Team All-AAC... Athlon Sports Third-Team All-AAC.

Sophomore (2019): Started all 13 games... Registered 50 tackles (33 solo), including 8.5 TFLs for 32 yards... Had 3.5 sacks for 18 yards... Led the team with three forced fumbles (T2nd AAC)... Added three QB hurries and one pass breakup... **AWARDS:** American Athletic Conference All-Academic Team.

Freshman (2018): Played in 12 games, starting 10... Registered 20 tackles (12 solo)... Had 6.0 TFLs for 24 yards and 1.5 sacks... Added one interception two QB hurries and one forced fumble... **AWARDS:** American Athletic Conference All-Academic Team.

2017: Redshirted.


Prep: A two-star recruit by 247Sports... Helped Highland Park to the UIL Class 5A Division I State Championship in his senior year... Was named the defensive player of the game after finishing with 5.5 tackles, 1.5 tackles for loss, a fumble recovery and a sack that resulted in a safety in the title game... Recorded 82 tackles, including seven sacks in 2016... Named first-team All-District 15-5A as a senior... Named one of Dallas area's five best defensive linemen in the Class of 2017 by the Dallas Morning News... Chose SMU over Army, Air Force and others.

COXE CAREER STATISTICS

	TACKLES					SACKS		PASS DEF.			FUMBLES		
	GP	GS	Solo	Asst	Total	TFL-Yds	No-Yards	Int-Yds	BrUp	QBH	Rcv-Yds	FF	Bl. Kick
2018 (Fr.)	12	10	12	8	20	6.0-24	1.5-12	1-0	0	2	0-0	1	0
2019 (So.)	13	13	33	17	50	8.5-32	3.5-18	0-0	1	3	0-0	3	0
2020 (Jr.)	10	10	13	9	22	5.0-29	3.5-28	0-0	1	0	0-0	0	0
Career	35	33	58	34	92	19.5-85	8.5-58	1-0	2	5	0-0	4	0



TURNER COXE



18 CHACE CROMARTIE

6-1 - 198 - S - JR-2L
CIBOLO, TEXAS
STEELE

Sophomore (2020): Played in all 10 games, making eight starts... Was third on the team with 46 tackles (29 solo), including 2.5 for loss for 10 yards... Had two PBUs and one forced fumble.

Freshman (2019): Played in 12 games... Registered 22 tackles (15 solo), including a half sack... Added two pass breakups.

Prep: A two-star recruit by 247sports.com and Rivals.com... Registered 124 tackles (52 solo), two forced fumbles, two fumble recoveries and an interception in 2018... Team went 8-4 and advanced to the second round of the UIL 6A D2 playoffs... Held offers from Liberty, Houston Baptist, UTSA, Central Arkansas and others.

CROMARTIE CAREER STATISTICS

	TACKLES					SACKS		PASS DEF.				FUMBLES	
	GP	GS	Solo	Asst	Total	TFL-Yds	No-Yards	Int-Yds	BrUp	QBH	Rcv-Yds	FF	Bl. Kick
2019 (Fr.)	12	0	15	7	22	0.5-1	0-0	0-0	2	0	0-0	0	0
2020 (So.)	10	8	29	17	46	2.5-10	0-0	0-0	2	0	0-0	1	0
Career	22	8	44	24	68	3.0-11	0-0	0-0	4	0	0-0	1	0



CHACE CROMARTIE



1 BRANDON CROSSLEY

6-0 - 186 - CB - JR-IL
DALLAS, TEXAS
COLORADO STATE / LITTLE ELM

Sophomore (2020): Played in all 10 games, making two starts... Registered 21 tackles (18 solo), including 2.0 TFLs for 13 yards... Had a team-high four interceptions (8th NCAA, 1st AAC) for 35 yards and one TD... Had five PBUs... Added five kick returns for 97 yards.

2019 (Freshman at Colorado State): Played in all 12 games, making one start... Registered nine tackles... Was second on the team with four pass breakups.

Prep: Earned Texas District 5-5A-I Two-Way Player of the Year honors as a senior in 2018 at Little Elm High School... Also played basketball and participated in track and field.

CROSSLEY CAREER STATISTICS

	TACKLES					SACKS		PASS DEF.				FUMBLES	
	GP	GS	Solo	Asst	Total	TFL-Yds	No-Yards	Int-Yds	BrUp	QBH	Rcv-Yds	FF	Bl. Kick
2019 (Fr.)	12	1	8	1	9	0-0	0-0	0-0	4	0	0-0	0	0
2020 (So.)	10	2	18	3	21	2.0-13	0-0	4-35	5	0	0-0	0	0
Career	22	3	26	4	30	2.0-13	0-0	4-35	9	0	0-0	0	0



BRANDON CROSSLEY



13 RODERICK DANIELS, JR.

5-9 - 191 - WR - FR-HS
DUNCANVILLE, TEXAS
DUNCANVILLE

Prep: A three-star recruit by 247Sports, Rivals and ESPN... Was an SI All-American candidate... Team is currently 10-1 and in the 6A Division 1 UIL Semifinals... Named the District 8-6A Offensive MVP as a junior... Helped Duncanville to a 15-1 record and an appearance in the state title game as a junior and a sophomore... Had 47 receptions for 749 yards and seven touchdowns as a junior and added 557 rushing yards and 6 TDs... Also had offers from TCU, Houston, Baylor, Miami, Georgia Tech, Missouri, Minnesota and Texas Tech among others... Also ran track.



26 MONTAYE DAWSON

5-8 - 175 - RB - FR-HS
DALLAS, TEXAS
ALL SAINTS EPISCOPAL

Prep: A three-star recruit by 247sports, Rivals and ESPN... Rated as the No. 8 all-purpose back in the nation in the 247Sports Composite rankings... Was An SI All-American candidate... Helped All Saints Episcopal to an appearance in the TAPPS Division I State Semifinal as a senior... Ran for 981 yards and 12 TDs in 2020... Registered over 2,800 total yards and 28 total TDs (20 rushing) in three seasons at Mansfield... Was a first-team all-district selection as a sophomore... Named District 10-5A Newcomer of the Year as a freshman... Also had offers from Iowa State, Baylor, Colorado, Georgia Tech, Texas Tech, Purdue, Memphis and Houston among others... Also ran track.




10 TY DEARMAN

5-II - 194 - S - SO-IL
ARLINGTON, TEXAS
OKLAHOMA / BOWIE

Freshman (2020): Played in four games.

2019 (at Oklahoma): Did not see action.

Prep: A three-star recruit by 247sports.com, Rivals.com and ESPN... Registered 142 tackles, two forced fumbles and one interception as a senior... Also played wide receiver and amassed over 1,700 all-purpose yards and 10 touchdowns in three seasons... Held offers from Arizona State, Arkansas, Wisconsin and others.



16 TREVOR DENBOW

6-I - 225 - LB - SR-3L
CORSICANA, TEXAS
NAVARRO COLLEGE / CORSICANA

Senior (2020): Played and started all 10 games... Registered 27 tackles (26 solo), including 7.0 TFLs for 19 yards and one sack for two... Had one interception for 11 yards... Added a team-high three forced fumbles (6th, AAC)... Had one QBH and one PBU... Registered a career-high 2.0 TFLs against Navy and at Temple... **AWARDS:** Preseason: Phil Steele Third-Team All-AAC.

Junior (2019): Started all 13 games... Registered 64 tackles (39 solo), including 2.0 TFLs... Added a half sack, four pass breakups and a forced fumble... Punted 43 times for 1,662 yards with a long of 72 yards, three touchbacks, eight inside the 20 and six of 50+... **AWARDS:** Phil Steele Preseason AAC: third-team defense... American Athletic Conference All-Academic Team.

Sophomore (2018): Played in 12 games, making eight starts... Had 41 tackles (26 solo)... Registered 3.5 TFLs and 0.5 sacks... Added one breakup and one QB hurry... Had two punts for 83 yards with a long of 47 and one kickoff for 11 yards.

Enrolled in January 2018.

At Navarro College: Helped Navarro to a No. 17 ranking in the final NJCAA Poll and a trip to the SWJCFC Semifinals in 2017... Played in 10 games, registering 36 tackles, two sacks and four interceptions... Played for Cody Crill at Navarro College... Chose SMU over offers from TCU, Nebraska, Tulsa and others.

Prep: Was a USA Today All-American as a senior at Corsicana posting 45 solo and 35 assisted tackles and two interceptions... Was the District 17-5A District Player of the Year.


DENBOW CAREER STATISTICS

		TACKLES				SACKS		PASS DEF.				FUMBLES			
GP	GS	Solo	Asst	Total	TFL-Yds	No-Yards	Int-Yds	BrUp	QBH	Rcv-Yds	FF	Bl	Kick		
2018 (So.)	12	8	26	15	41	3.5-9	0.5-5	0-0	1	1	0-0	0	0		
2019 (Jr.)	13	13	39	25	64	2.0-5	0.5-4	0-0	1	1	0-0	1	0		
2020 (Sr.)	10	10	26	11	37	7.0-19	1.0-2	1-11	1	1	0-0	3	0		
Career	35	31	91	51	142	12.5-33	2.0-11	1-11	3	3	0-0	4	0		

		PUNTING									
No	Yds	LG	Avg	TB	FC	I20	50+	BLK			
2018 (So.)	2	83	47	41.5	0	0	1	0	0		
2019 (Jr.)	43	1662	72	38.7	3	7	8	6	0		
2020 (Sr.)	0	0	0	0	0	0	0	0	0		
Career	45	1745	72	38.8	3	7	9	6	0		



TREVOR DENBOW



93 BOBBY DUNCUM

6-4 - 219 - DE - FR-RS
AUSTIN, TEXAS
WESTLAKE

2020: Did not see action.



47 STONE EBY

6-5 - 270 - DL - FR-HS
FLOWER MOUND, TEXAS
FLOWER MOUND

Prep: A three-star recruit by 247Sports, Rivals and ESPN... First-team all-district selection... Registered 58 tackles, including 14 TFLs and 3.5 sacks as a senior... Helped Flower Mound to an 8-4 record and an appearance in the second round of the Texas 6A D-I playoffs in 2019... Registered 78 tackles, including 22.5 TFLs and six sacks as a junior... Added six PBUs, two forced fumbles and three recoveries... Had 32 tackles, 8.5 for loss and 3.5 sacks as a sophomore... Helped Flower Mound to a bi-district championship in 2019 and district championship in 2018... Also had offers from Iowa State, Baylor, Purdue, Georgia Tech and Washington State among others.



31 PRESTON ELLISON

6-3 - 204 - LB - SR-3L
ODESSA, TEXAS
PERMIAN

Junior (2020): Played in four games... Registered two solo tackles, including one TFL for four yards... Added one PBU.

Sophomore (2019): Played in six games.

Freshman (2018): Played in 10 games, mostly on special teams... Registered three tackles and one fumble recovery.

Prep: A three-star prospect by 247... Was a second-team All-District selection as a junior... Named District 2-6A Defensive MVP... Helped Permian to an appearance in the 6A Division I playoffs as a senior... Registered a team-high 96 tackles, seven QBHs, two sacks, two forced fumbles and one interception return for a touchdown as a senior... Played for Blake Feldt at Permian... Had offers from Tulane and others.

ELLISON CAREER STATISTICS

	GP	GS	TACKLES			SACKS		PASS DEF.			FUMBLES		
			Solo	Ass	Total	TFL-Yds	No-Yards	Int-Yds	BrUp	QBH	Rcv-Yds	FF	Bl. Kick
2018 (Fr.)	10	0	3	0	3	0-0	0-0	0-0	0	0	1-0	0	0
2019 (So.)	6	0	0	0	0	0-0	0-0	0-0	0	0	0-0	0	0
2020 (Jr.)	4	0	2	0	2	1-0-4	0-0	0-0	0	0	0-0	0	0
Career	20	0	5	0	5	1-0-4	0-0	0-0	0	0	1-0	0	0



CAMERON ERVIN



49 PARKER FORQUE

6-4 - 235 - DE - FR-HS
BELLAIRE, TEXAS
EPISCOPAL



22 BRANDON EPTON, JR.

6-0 - 194 - RB - FR-HS
DALLAS, TEXAS
KIMBALL

Prep: A three-star recruit by 247Sports, Rivals and ESPN... Rated as the No. 52 running back in the nation by 247Sports... Registered 32 carries for 321 yards and four TDs... Was the District 6-5A D-II Newcomer of the Year as a junior in 2019... Ran for 795 yards and 15 TDs as a junior... Also had offers from Houston, Ole Miss, Purdue, Texas Tech and Tulsa among others... Also ran track.



91 MATT FRAANJE

6-5 - 204 - P - FR-RS
AUSTRALIA

2020: Saw action in two games (Texas State, North Texas)... Registered five punts for 162 yards with a long of 41 yards and two inside the 20... **AWARDS:** American Athletic Conference All-Academic Team.

FRAANJE CAREER STATISTICS

	No	Yds	LG	Avg	TB	FC	120	50+	BLK
2020 (Fr.)	5	162	41	32.4	0	2	2	0	0
Career	5	162	41	32.4	0	2	2	0	0



64 CAMERON ERVIN

6-3 - 286 - DL - SO-IL
FAYETTEVILLE, ARK.
FAYETTEVILLE

Freshman (2020): Played in all 10 games... Helped the Mustangs to national rankings of ninth (1st AAC) in red zone offense (.920), 13th in passing offense (318.0) and 15th in scoring offense (38.6)... **AWARDS:** American Athletic Conference All-Academic Team.

2019: Redshirted... Played in one game... **AWARDS:** American Athletic Conference All-Academic Team.

Prep: Helped his team to an appearance in the second round of the Arkansas 7A State Playoffs.




27 BEN FURGAL

5-11 - 195 - LB - SO-SO
SOUTHLAKE, TEXAS
SOUTHLAKE CARROLL

Freshman (2020): Did not see action.

2019: Redshirted... **AWARDS:** American Athletic Conference All-Academic Team.

Prep: Lettered two seasons under Riley Dodge at Southlake Carroll... A first-team all-district 5-6A selection... Registered 85 tackles, two forced fumbles and one interception in 2018... Named Honorable Mention Academic All-State... Also competed in track and baseball.



10 DYLAN GOFFNEY

6-2 - 213 - WR - FR-HS
CYPRESS, TEXAS
BIRDLAND

Prep: A three-star recruit by 247Sports, Rivals and ESPN... An SI All-American candidate... Named to the 2020 Touchdown Club of Houston Preseason Team... Helped Bridgeland to a 12-1 record and an appearance in the regional round of the 6A Division 2 playoffs... Had 50 catches for 779 yards and 12 TDs as a senior... Named to Dave Campbell's 2020 Super Team... A first-team all-district selection as a junior... Registered 60 receptions for 964 yards and 10 TDs... Named the District 14-6A Offensive Newcomer of the Year as a sophomore... Had 52 catches for 993 yards and 15 TDs... Also had offers from Houston, Memphis, Virginia Tech and Indiana among others... Also participated in track and field.




59 WILL GOLDBERG

5-10 - 201 - LB - SO-SQ
SANTA MONICA, CALIF.
HARVARD-WESTLAKE

Freshman (2020): Did not see action... **AWARDS:** American Athletic Conference All-Academic Team.

2019: Redshirted... **AWARDS:** American Athletic Conference All-Academic Team.

Prep: Lettered four years under Michael Burnett at Harvard-Westlake... A two-year captain... Led team in tackles three as a sophomore, junior and senior... A Del Rey League first-team selection as a senior and honorable mention as a sophomore... First-team All-Angelus League as a junior... Team won Angelus League Championship in 2015. Member of the Honor Roll as a junior and senior... Part of the Student-Athlete Advisory Council sophomore and junior year... Appointed to Student-Athlete Leadership Committee as a senior... Also played lacrosse and lettered in track and field... Mission League Boys Champions in 2018 and 2019... CIF Southern Section Boys D-3 Champions in 2018 and 2019.




83 SIMON GONZALEZ

6-4 - 245 - TE - FR-TR
MAGNOLIA, TEXAS
TEXAS TECH / MAGNOLIA

2019 (at Texas Tech): Redshirted... Did not see action.

Prep: A three-star recruit by 247Sports, Rivals and ESPN... Ranked as the No. 26 tight end in his class by ESPN... Registered 31 receptions for 499 yards and five touchdowns as a senior... Earned all-district honors as a junior... Had over 900 career yards and 10 TDs in two seasons.



5 DANNY GRAY

6-2 - 199 - WR - SR-IL
DALLAS, TEXAS
BLINN COLLEGE / JAMES MADISON HS

Junior (2020): Played and started eight games... Had 33 receptions for 448 yards and four TDs... Registered three carries for 30 yards and two TDs... Added nine kick returns for 180 yards and two punt returns for 26 yards... Ranked ninth in the AAC in combined kick return yards (206)... Was second on the team with 684 all-purpose yards... Had a career-high 133 receiving yards at Tulane... **AWARDS:** Preseason: Phil Steele Fourth-Team All-AAC.


2019 (Sophomore at Blinn College): Played in nine games... Led the team with 54 receptions for 877 yards and eight touchdowns... Had three kick returns for 73 yards and one punt return for 10... Totaled 958 all-purpose yards... Earned first-team honors from the Southwest Junior College Football Conference... As a freshman, played in eight games... Registered 15 catches for 409 yards and six touchdowns... The No. 11 overall junior college prospect and No. 2 junior college wideout nationally by 247sports... Chose SMU over offers from TCU, Auburn, Baylor, Florida State, Houston, Mississippi State, UCF and others.

GRAY CAREER STATISTICS

		-----RECEIVING-----					-----RUSHING-----					- PUNT RET. -			- K RET. -			----- ALL PURPOSE -----							
	GP	GS	Rec.	Yds	Avg	TD	LG	Att.	Yds	TD	LG	No.	Yds	TD	LG	No.	Yds	TD	LG	R	Rcv	Pr	Kr	Total	
2020 (Jr.)	8	8	33	448	13.6	4	62t	3	30	10.0	2	32t	2	26	0	15	9	180	0	64	30	448	26	180	684
Career	8	8	33	448	13.6	4	62t	3	30	10.0	2	32t	2	26	0	15	9	180	0	64	30	448	26	180	684



DANNY GRAY



12 DEREK GREEN

6-4 - 216 - QB - JR-2L
LEAWOOD, KAN.
ROCKHURST

Sophomore (2020): Played in all 10 games... Was the Mustangs' holder... **AWARDS:** American Athletic Conference All-Academic Team.

Freshman (2019): Played in three games... Registered three carries for 39 yards... Completed one pass... **AWARDS:** American Athletic Conference All-Academic Team.


2018: Redshirted... **AWARDS:** American Athletic Conference All-Academic Team.

Prep: Played three seasons for Tony Severino at Rockhurst High School... Registered 1,709 yards passing, 14 TDs and 415 rushing yards as a senior... Led Rockhurst to a district championship... As a junior, led team to Class 6 State Semifinals and a district championship... Also lettered in baseball... Graduated with Academic Honors.

Personal: Son of former NFL quarterback and 2x All-Pro selection with the Kansas City Chiefs, Trent Green... Was drafted by the San Diego Chargers in 1993 and played 15 years in the NFL... Also played football at Indiana... Brother TJ was a quarterback at Northwestern.



DEREK GREEN



9 SHAINE HAILEY

5-11 - 222 - LB - SR-4L
DALLAS, TEXAS
BISHOP DUNNE

Senior (2020): Played in all 10 games... Registered 29 tackles (22 solo)... Had 4.5 TFLs for 11 yards and and half sack for three... Added one kick return... Registered a season-high 2.0 TFLs at North Texas.

Junior (2019): Played in 10 games, making one start... Registered 13 tackles (7 solo), including 1.0 TFLs.

Sophomore (2018): Played in 10 games... Registered 16 tackles (9 solo)... Had 2.0 TFLs, 1.0 sacks, one interception and one QB hurry.

Freshman (2017): Played in all 13 games... Registered 23 tackles (17 solo, 6 asst)... Had one forced fumble.


Prep: A three-star recruit by Scout... As a junior, helped lead Bishop Dunne to the TAPPS Division I state championship game in 2015... Was named team captain during his junior and senior season... Named TAPPS Division I first-team All-State and All-District as a junior and senior... Recorded 94 tackles, including 11 tackles for loss, four interceptions, two sacks and one fumble recovery in 2016... Chose SMU over Air Force and others.

HAILEY CAREER STATISTICS

	TACKLES					SACKS		PASS DEF.				FUMBLES		
	GP	GS	Solo	Asst	Total	TFL-Yds	No-Yards	Int-Yds	BrUp	QBH	Rcv-Yds	FF	Bl	Kick
2017 (Fr.)	13	0	17	6	23	0-0	0-0	0-0	0	0	0-0	1	0	0
2018 (So.)	10	0	9	7	16	2-0.3	1-0.1	1-8	0	1	0-0	0	0	0
2019 (Jr.)	10	1	7	6	13	1-0.4	0-0	0-0	0	0	0-0	0	0	0
2020 (Sr.)	10	0	22	7	29	4.5-11	0.5-3	0-0	0	1	1-0	0	0	0
Career	43	1	55	26	81	7.5-18	1.5-4	1-8	0	2	1-0	1	0	0




SHAINE HAILEY



93 BRENDAN HALL

6-8 - 232 - K - FR-HS
SPRINGTOWN, TEXAS
SPRINGTOWN

Prep: A three-star recruit by 247Sports and ESPN... First-team All-State selection... Registered 81 kickoffs for 4,443 yards and 33 punts for 1,432 yards as a senior... Was 50-51 on PATs and 12-17 on field goals with a long of 49 yards... Helped Springtown to an 11-3 record and an appearance in the 4A Division I Quarterfinals... Was 81-85 on PATs and 10-13 on FGs as a junior... Punted 40 times for 1,707 yards with a long of 52 yards and 16 inside the 20... Added 115 kickoffs for 6,187 yards... Helped Springtown to a 13-2 record and an appearance in the State semifinals.



89 GAGE HASKIN

6-4 - 236 - TE/LS - FR-RS
NORTH RICHLAND HILLS, TEXAS
BIRDVILLE

2020: Saw action in games against SFA and Temple... **AWARDS:** American Athletic Conference All-Academic Team.



43 CHARLES HEADEN III

5-9 - 198 - WR - SR-GT

PHILADELPHIA, PA.

SHIPPENSBURG UNIVERSITY / LASALLE COLLEGE HS

2019 (Junior at Shippensburg): Played in 11 games, making 10 starts... Registered 33 catches for 342 yards and five TDs... Added 36 yards on kickoff returns.

2018 (Sophomore at Shippensburg): Appeared in all 11 games, making six starts... Registered 36 catches for 396 yards and six TDs... Averaged 20.2 yards on six kickoff returns... Had 517 all-purpose yards.

2017 (Freshman at Shippensburg): Played in all 12 games, making six starts... Had 11 receptions for 171 yards and three TDs... Returned six kickoffs, averaging 19.3 yards per return... Registered 287 all-purpose yards.

2016 (at Shippensburg): Redshirted

Prep: Was a four-year letterwinner at LaSalle College High School... Named All-Catholic League as a DB... Was also an All-State sprinter.



56 BRANSON HICKMAN

6-3 - 308 - OL - FR-RS

MCKINNEY, TEXAS

JESUIT COLLEGE PREP

2020: Saw action against UNT and SFA.

Prep: A three-star recruit by 247sports.com, Rivals.com and ESPN... Named 6A honorable mention All-State and first-team all-district in 2019.



30 BRIAN HOLLOWAY

6-0 - 239 - LB - SR-2L

LEAGUE CITY, TEXAS

KILGORE COLLEGE / CLEAR LAKE

Junior (2020): Played in all 10 games... Registered nine tackles (6 solo)... Added one PBU.

Sophomore (2019): Played in 12 games, making one start... Registered 21 tackles (13 solo), including 2.5 TFLs... Had one fumble recovery for 12 yards.




BRIAN HOLLOWAY

Freshman (2018 at Kilgore): Played in 12 games... Registered 45 tackles (25 solo)... Had four TFLs and 1.5 sacks... Finished with a team-leading six fumble recoveries and added one interception.

Prep: Had 37 tackles, 3.0 sacks, one interception and a fumble recovery in 2017... Also posted 107 all-purpose yards (26 rush, 24 receiving, 20 punt return, 37 interception return... Helped team to an 8-4 record.

HOLLOWAY CAREER STATISTICS

	TACKLES					SACKS		PASS DEF.			FUMBLES		
	GP	GS	Solo	Ast	Total	TFL-Yds	No-Yards	Int-Yds	BrUp	QBH	Rcv-Yds	FF	Bl. Kick
2019 (So.)	12	0	13	8	21	2.5-7	0-0	0-0	0	0	1-12	0	0
2020 (Sr.)	9	0	6	3	9	0-0	0-0	0-0	1	1	0-0	0	0
Career	21	0	19	11	30	2.5-7	0-0	0-0	1	1	1-12	0	0



75 HAYDEN HOWERTON

6-4 - 309 - OL - SR-4L

KATY, TEXAS

KATY

Senior (2020): Started all 10 games at left guard... Helped the Mustangs to national rankings of eighth in red zone (.920), 13th in passing (318.0) and 15th in scoring offense (38.6)... **AWARDS:** All-AAC Second Team... PFF First-Team All-AAC... Dave Campbell's All-Texas College First Team... American Athletic Conference All-Academic Team... Preseason: Athlon Sports Fourth-Team All-AAC.

Junior (2019): Started all 13 games... Blocked for an offense that ranked seventh nationally in scoring offense (41.8), ninth in total offense (489.8) and 13th in passing offense (309.0)... **AWARDS:** Rimington Trophy Preseason Watch List... Athlon Sports Preseason AAC: fourth-team offense... SMU Sport Performance Leadership Departmental Distinction Award... American Athletic Conference All-Academic Team.

Junior (2019): AWARDS: Rimington Trophy Preseason Watch List... Athlon Sports Preseason AAC: fourth-team offense.


Sophomore (2018): Started all 12 games at center... **AWARDS:** American Athletic Conference All-Academic Team.

Freshman (2017): Played 12 games, starting six... Blocked for an offense that ranked 12th nationally in scoring offense (37.8), 15th in total offense (478.5) and 19th in passing offense (294.1).

Prep: A three-star recruit by ESPN, 247Sports, Rivals... Helped lead Katy High School to the UIL Class 6A Division I Region III semifinals and a 10-3 record in 2016... Chose SMU over Army, California, Colorado State, Fresno State, Hawaii, Houston, Kansas, Memphis, Nebraska, UNLV, Wake Forest and others.



HAYDEN HOWERTON



79 DANIELSON IKE

6-6 - 315 - OL - SO-IL
KANSAS CITY, MO.
ROCKHURST

Freshman (2020): Played in nine games, primarily on field goals

2019: Redshirted... Played in two games... **AWARDS:** American Athletic Conference All-Academic Team.

Prep: A three-star recruit by 247sports.com and Rivals.com... Was a Missouri Football Coaches Association All-State selection... Named first-team all-district... Helped team to an 11-3 record in 2018 and an appearance in the MSHSAA Class 6 State Championship game... Also held offers from Alabama, Oklahoma, Michigan, Mississippi State, Missouri, Iowa State and others.



6 T.Q. JACKSON

6-4 - 197 - WR - SO-IL
JEFFERSON, TEXAS
ARKANSAS / JEFFERSON

Freshman (2020): Saw action in three games (Memphis, Tulane, Navy)... Had one kick return for eight yards... Registered four punt returns.

2019 (at Arkansas): Redshirted... Played in three games... Had one reception for two yards.

Prep: Four-star prospect by Rivals... Rated as the No. 42 wide receiver in the country and the No. 41 overall player in the state of Texas by Rivals... Four-year varsity letterwinner at Jefferson High School... Recorded a team-best 797 receiving yards on 38 receptions with 11 touchdown catches as a senior... Returned nine punts for 199 yards and two TDs, averaging 22.1 yards per return.



5 AR'MANI JOHNSON

6-0 - 184 - CB - SR-2L
MISSOURI CITY, TEXAS
RIDGE POINT

Junior (2020): Played in all 10 games, making eight starts... Registered 29 tackles (23 solo), with one for loss... Had three PBUs... **AWARDS:** American Athletic Conference All-Academic Team.

Sophomore (2019): Played in 12 games, starting 10... Registered 39 tackles (30 solo), including 3.0 TFLs... Had a pair of interceptions totaling 64 yards, including returning one for a TD, both in the win over Tulsa... Added a fumble recovery for 22 yards in the bowl game at FAU... Was second on the team with 11 pass breakups (T3rd AAC)... **AWARDS:** American Athletic Conference All-Academic Team.

Freshman (2018): Played in two games.

2017: Redshirted.


Prep: A two-star recruit by Scout and 247Sports... Helped lead Ridge Point to an 11-1 record and the UIL Class 6A Division I Region III playoffs and the District 20-6A championship in 2016... Named first-team All-District 20-6A as a junior and senior... One the top 100 players in Houston according to Vype.com... Recorded 49 tackles, two fumble recoveries and one interception in 2016... As a junior, tallied 91 tackles, 10 pass breakups, three interceptions and one fumble recovery... Named Academic All-District in 2016... Also lettered in track and field... Chose SMU over Fresno State and others.

JOHNSON CAREER STATISTICS

	TACKLES					SACKS		PASS DEF.				FUMBLES		
	GP	GS	Solo	Asst	Total	TFL-Yds	No-Yards	Int-Yds	BrUp	QBH	Rcv-Yds	FF	Bl. Kick	
2018 (Fr.)	2	0	0	0	0	0.0-0	0.0-0	0-0	0	0	0-0	0	0	
2019 (So.)	12	10	30	9	39	3.0-6	0.0-0	2-64	11	0	1-22	0	0	
2020 (Jr.)	10	8	23	6	29	1.0-2	0-0	0-0	3	0	0-0	0	0	
Career	24	18	53	15	68	4.0-8	0-0	5-64	14	0	1-22	0	0	



AR'MANI JOHNSON



2 CAM JONES


6-1 - 199 - DB - JR-2L
MANSFIELD, TEXAS
NEBRASKA / MANSFIELD

Sophomore (2020): Played in three games (Texas State, Temple, Tulsa)... Registered nine solo tackles, including one TFL for four yards.

Freshman (2019): Played in seven games before suffering an injury... Registered eight tackles (5 solo).

2018 (at Nebraska): Did not see action.

Prep: Played for Daniel Maberry at Mansfield High School as a senior... Registered 106 tackles and two forced fumbles... Helped team to an 11-2 record and an appearance in the UIL 6A Division 2 Regional round... Also spent time at running back and wide receiver... Returned two kickoffs for TDs... Named second-team 6A All-State by the Fort Worth Star-Telegram... Was a first-team all-district selection as a junior at Euleus Trinity.



45 JAYDEN JONES

6-4 - 245 - DE - FR-HS
DALLAS, TEXAS
PARISH EPISCOPAL

Prep: A three-star recruit by 247Sports, Rivals and ESPN... First-Team All-State... Helped Parish Episcopal to a TAPPS Division I State Championship in 2020... Was a first-team All-State selection as a defensive end and second-team selection at tight end at Arlington Pantego Christian in 2019... Registered 82 tackles, including 21 TFLs and 15 sacks... Added a pair of fumble recoveries... Also had offers from North Texas, Colorado and Tulane among others... Named second-team All-State and honorable mention All-State in basketball and competed in track and field.



39 ORLANDO JONES

5-10 - 242 - RB - SR-SQ
FREDERICKSBURG, VA.
HUTCHINSON CC

Junior (2020): Did not see action.



95 WILL JONES

6-1 - 309 - DT - SR-2L
DALLAS, TEXAS
TYLER JC / BAYLOR / PRESTONWOOD CHRISTIAN ACAD.

Senior (2020): Played in all 10 games... Registered 11 tackles (6 solo), Had 3.5 TFLs for 18 yards and 2.5 sacks for 17.

Junior (2019): Played in all 13 games... Registered one fumble recovery.

Sophomore (2018 at Tyler JC): Played in nine games... Registered 44 tackles... Had 5.5 sacks for 30 yards and nine TFLs.

Freshman (2017 at Baylor): Played in three games... Registered one tackle.

2016 (at Baylor): Redshirted

Prep: Was a three-time all-state defensive lineman... Also named all-district DI-1 on three occasions... Led Prestonwood to a 2015 TAPPS DI state title win and 12-2 record as senior... Registered 51 tackles (32 solo, 34 TFL), 15.5 sacks (82 yards), 14 hurries, one PBU and one fumble recovery in 13 games that season... Had 67 tackles, six sacks, nine hurries and three forced fumbles as a junior, while leading his team to the state finals... Named TAPPS District DI-1 Defensive Player of the Year in 2013 after registering 50 tackles, 10.0 sacks and one hurry... Helped his team to a 12-2 record and state finals appearance.

JONES CAREER STATISTICS

	TACKLES				SACKS		PASS DEF.				FUMBLES			
	GP	GS	Solo	Asst	Total	TFL-Yds	No-Yards	Int-Yds	BrUp	QBH	Rcv-Yds	FF	Bl.	Kick
2017 (Fr.)	3	0	1	0	1	0-0	0-0	0-0	0	0	0-0	0	0	0
2019 (Jr.)	13	0	0	0	0	0-0	0-0	0-0	0	0	1-0	0	0	0
2020 (Sr.)	10	0	6	5	11	3.5-18	2.5-17	0-0	0	0	0-0	0	0	0
Career	26	0	7	5	12	3.5-18	2.5-17	0-0	0	0	1-0	0	0	0



WILL JONES



42 RA-SUN KAZADI

6-1 - 186 - S - JR-2L
WACO, TEXAS
JONESBORO

Sophomore (2020) Saw action in three games (UNT, Temple, ECU) primarily on special teams... Registered one tackle... **AWARDS:** American Athletic Conference All-Academic Team.

Freshman (2019): Did not see action... **AWARDS:** American Athletic Conference All-Academic Team.

2018: Redshirted.

Prep: Played for Randy Coleman at Jonesboro High School... Also lettered in track running the 4x100 and 400... Graduated Summa Cum Laude.


Personal: Son of Assistant AD for Human Performance Kaz Kazadi who played football at Tulsa and was drafted by the St. Louis Rams in 1997... Mother, Monique, ran track at Tulsa.



25 IZAIHAH KELLEY

6-3 - 197 - LB - FR-HS
LUBBOCK, TEXAS
CORONADO

Prep: A three-star recruit by 247Sports, Rivals and ESPN... District 2-5A Defensive Player of the Year... Had 100 tackles, including 20 TFLs and nine sacks... Added four picks and a blocked field goal... Had 453 total return yards (KO, PR, Int)... Helped Coronado to a 12-1 record and an appearance in the regional round of the 5A Division 1 playoffs... Registered 107 tackles, including eight for loss and two sacks in 2019... Added three forced fumbles, two PBUs and a fumble return for a TD... Was a second-team all-district selection as a sophomore... Also had offers from Texas Tech, Oklahoma State, Tulsa and North Texas... Also plays basketball.



1 JORDAN KERLEY

6-3 - 204 - WR - SO-TR
AUSTIN, TEXAS
ARIZONA STATE / MCNEIL

2019 (Freshman at Arizona State): Played in all 13 games... Registered six catches for 81 yards... Had two kick returns for 23 yards... Recorded one tackle.

Prep: A consensus three-star player... Was a first-team all-district selection in 2017 and 2018... Registered 75 catches for 1,185 yards and 12 TDs as a senior... Named the District 13-6A Newcomer of the Year his sophomore season... Had 183 career receptions for 2,582 yards and 26 TDs in 25 games.



45 CROSS KITTRELL

5-11 - 174 - WR - FR-HS
WAYNESBORO, MISS.
WAYNE ACADEMY



31 TYLER LAVINE

5-11 - 229 - RB - JR-2L

CEDAR PARK, TEXAS

ARMY PREPARATORY ACADEMY / CEDAR PARK

Sophomore (2020): Played in nine games... Was second on the team with 61 carries for 310 yards and five TDs (9th AAC)... Added eight receptions for 93 yards... Registered one tackle and one fumble recovery on special teams... **AWARDS:** Burlsworth Trophy Nominee... American Athletic Conference All-Academic Team.

Freshman (2019): Played in all 13 games, primarily on special teams... Registered nine carries for 38 yards and one touchdown... Added one reception... Returned three kickoffs for 29 yards... Had 10 tackles (7 solo) and one fumble recovery.

Prep: Registered 185 carries for 1,265 yards and 25 touchdowns and six receptions for 137 yards and three TDs as a senior at Cedar Park in 2016... Helped team advance to the 5A DI regional championship... Had 313 carries for 2,157 yards and 32 TDs in three seasons... Also added 2,503 career all-purpose yards.


LAVINE CAREER STATISTICS

	GP	GS	RUSHING					RECEIVING					ALL PURPOSE			
			Att.	Yds	Avg	TD	LG	Rec.	Yds	Avg	TD	LG	Ru	Rcv	KR	Total
2019 (Fr.)	13	0	9	38	4.2	1	16	1	1	1.0	0	1	38	1	29	68
2020 (So.)	9	0	61	310	5.1	5	48	8	93	11.6	0	32	310	93	0	403
Career	22	0	70	348	5.0	6	48	9	94	10.4	0	32	348	94	29	471

	TACKLES			FUMBLES	
	Solo	Asst	Total	Rcv-Yds	FF
2019 (Fr.)	7	3	10	0-0	1
2020 (So.)	1	0	1	0-0	1
Career	8	3	11	0-0	2



TYLER LAVINE



35 NICK LEREW

6-0 - 228 - LB - JR-SQ

DILLSBURG, PA.

GANNON / NORTHERN YORK

Sophomore (2020): Did not see action... **AWARDS:** American Athletic Conference All-Academic Team.

Freshman (2019): Did not see action... **AWARDS:** American Athletic Conference All-Academic Team.


58 DYLAN LESTON

6-5 - 240 - DE - -TR

CASTLE ROCK, COLO.

WYOMING / DOUGLAS COUNTY

2017 (at Wyoming): Did not see action.



96 DeVERE LEVELSTON

6-5 - 266 - DT - JR-IL

DESOTO, TEXAS

TYLER JC / DESOTO

Sophomore (2020): Played in eight games... Registered six tackles (4 solo), including one sack for eight yards.

2019 (Freshman at Tyler JC): Played in eight games... Finished with 42 tackles (30 solo), including 12.5 TFLs for 20 yards and 5.0 sacks for six yards... Ranks as the No. 48 overall junior college prospect in the nation, No. 4 strong-side defensive end nationally and No. 7 junior college prospect in the state of Texas by 247sports.com... Also had offers from Illinois, Minnesota, Virginia Tech, Nebraska and others.



DeVERE LEVELSTON




38 CARTER LINK

6-0 - 218 - LB - FR-RS

PASADENA, CALIF.

LOYOLA HIGH SCHOOL OF LOS ANGELES

2020: Did not see action... **AWARDS:** American Athletic Conference All-Academic Team.



99 HARRISON LOVELESS

6-4 - 292 - DT - SR-2L
CYPRESS, TEXAS
CYPRESS RANCH

Junior (2020): Played in 10 games, making five starts... Registered four tackles (2 solo), including one sack for one yard... Added one PBU.

Sophomore (2019): Played in three games before a season ending injury... Registered two tackles.

Freshman (2018): Played in 11 games... Registered four tackles (3 solo) and 1.0 TFLs.

2017: Redshirted.

Prep: A two-star recruit by ESPN and Rivals... Helped lead Cypress Ranch to an 11-1 record and the UIL Class 6A Division I Region III playoffs... Named first-team All-District 17-6A as a junior and senior... Registered 45 tackles, including 15.5 tackles for loss and six sacks in 2016... Chose SMU over Houston and others.



HARRISON LOVELESS




46 SPENCER LUCE

6-3 - 210 - LS - JR-TR
MERCER ISLAND, WASH.
AZUSA PACIFIC / MERCER ISLAND

2019 (Freshman at Azusa Pacific): Appeared in all 10 games.

2018 (at Azusa Pacific): Did not see action.

Prep: Lettered three seasons at Mercer Island... Helped lead the Islanders to a first round appearance in the WIAA 3A state playoffs as a senior and junior... Ranked as the top long snapper in Washington and named All-KingCo first team.



28 LUKE MABE

5-11 - 188 - DB - FR-TR
COLLEYVILLE, TEXAS
HARDING / COLLEYVILLE HERITAGE



47 MICHAEL MADDEN

6-2 - 198 - WR - FR-HS
LEXINGTON, KY.
SAYRE



0 BRYAN MASSEY

5-11 - 198 - CB - SO-IL
KATY, TEXAS
KATY

Freshman (2020): Played in eight games... Registered seven kick returns for 148 yards with a long of 26... Added one punt return for 43 yards... Had six solo tackles.

Prep: A three-star recruit by 247sports.com and two-star recruit by Rivals.com... A first-team all-district selection... Helped Katy to a 12-1 record, including a perfect 6-0 mark in district play and an appearance in the UIL 6A D1 Regional round... Also held offers from Air Force, Colorado State, New Mexico, Wyoming and others.



14 NOLAN MATTHEWS

6-6 - 258 - TE - SO-TR
FRISCO, TEXAS
ARIZONA STATE / REEDY

2019 (Freshman at Arizona State): Played in 12 games... Registered six receptions for 36 yards and a TD.

Prep: Consensus three-star player... Was ranked the No. 25 tight end prospect in the nation by 247Sports and the No. 9 tight end in Texas by ESPN coming out of high school... Helped Reedy to a 13-0 record and its first appearance in the 5A Division 2 Region 2 Championship... Registered 55 catches for 756 yards and nine TDs as a senior... Named first-team all-district as a senior... Was a second-team all-district selection as a junior... Had 86 career catches for 1,167 yards and 14 TDs in three seasons... Also played basketball.



92 BLAKE MAZZA

5-10 - 186 - K - SR-GT
PLANO, TEXAS
WASHINGTON STATE / ARKANSAS / PLANO

2020 (Junior at Washington State): Went 4-of-4 on field goal attempts with a long of 49 and 12-of-13 on PATs... **AWARDS:** Named All-Pac-12 Honorable Mention and to the Associated Press All-Pac-12 Second Team... Named to the Lou Groza Award Watch List.

2019 (Sophomore at Washington State): Played in all 13 games... Went 20-of-21 on FG attempts and was 55-for-57 on PATs... **AWARDS:** A Lou Groza Award Finalist... All-Pac-12 First Team... Midseason All-America Second Team by The Athletic.

2018 (Freshman at Washington State): Played in all 13 games... Went 10-of-15 on FGs and 60-of-62 on PATs.

2017 (at Arkansas): Redshirted.

Prep: Attended Plano High School... Named first team all-district as a kicker and punter... Was 6-for-9 on FGs and 26-for-27 on extra points as a senior... Had 11 touchbacks on 48 kickoffs... Earned second team all-district honors as a junior and sophomore... Hit 10-of-10 on PATs and his lone field goal attempt as a sophomore.



25 T.J. McDANIEL

5-11 - 204 - RB - SO-2L
SOUTHLAKE, TEXAS
SOUTHLAKE CARROLL

2020: Started all four games played before suffering a season-ending injury... Rushed 60 times for 297 yards and one TD... Added four receptions for 11 yards... Had a season-high 27 attempts for 130 yards at Texas State... Registered a pair of 100-yard games (Texas State, SFA).

Freshman (2019): Played in 11 games... Was third on the team with 236 yards off of 41 rushing attempts... Registered three rushing touchdowns against Texas State making him the first person with 150+ rushing yards and 3+ rushing TDs in his SMU debut and third freshman in school history to rush for 150+ yards and 3+ TDs in a game... Added three receptions for 31 yards... **AWARDS:** Earl Campbell Tyler Rose National Player of the Week (Sept. 17)... AAC Weekly Honor Roll (Sept. 16)... American Athletic Conference All-Academic Team.

Prep: A three-star recruit by 247sports.com and Rivals.com... Was the 2018 winner of the Landry Award, which recognizes the top North Texas high school football player who demonstrates positive character and leadership attributes... Named second-team All-State and the District 5-6A MVP... A first-team all-area selection by the Dallas Morning News and Star-Telegram... Registered 273 carries for 2,122 yards and 34 TDs as a senior... Posted 10 100+-yard games... Team went 13-1 and advanced to the Texas 6A D1 Quarterfinals... Named All-State honorable mention, second-team all-area and first-team all-district in 2017... Rushed for 1,862 yards and 23 TDs... Had nine 100+-yard games... Received offers from Clemson, Oregon, Minnesota, Vanderbilt, San Diego State, among others.


Personal: Brother, Cam, was a running back and team captain at Notre Dame and brother, Gavin, played at Azusa Pacific after transferring from Washington.

McDANIEL CAREER STATISTICS

	GP	GS	RUSHING					RECEIVING					ALL PURPOSE		
			Att.	Yds	Avg	TD	LG	Rec.	Yds	Avg	TD	LG	Ru	Rcv	Total
2019 (Fr.)	11	0	41	236	5.8	3	48	3	31	10.3	0	23	236	31	267
2020 (So.)	4	4	60	297	5.0	1	23	1	11	2.8	0	9	297	11	308
Career	15	4	101	533	5.3	4	48	4	42	6.0	0	23	533	42	575



T.J. McDANIEL



86 TOMMY McINTYRE

6-8 - 272 - TE - SR-2L
FLORHAM PARK, N.J.
CORNELL / ST. PETER'S PREP

Senior (2020): Played in all 10 games, making five starts... Registered one catch for six yards... **AWARDS:** American Athletic Conference All-Academic Team.

Junior (2019): Played in all 13 games... **AWARDS:** American Athletic Conference All-Academic Team.

Sophomore (2018 at Cornell): Played in 10 games making four starts... Registered 20 receptions for 235 yards... Had a career-high four catches twice.

Freshman (2017 at Cornell): Played in seven games... Had five catches for 31 yards.

2016 (at Cornell): Did not see action.


Prep: Lettered twice playing both tight end and defensive end... Also played lacrosse and basketball.

McINTYRE CAREER STATISTICS

	GP	GS	RECEIVING					
			Rec.	Yds	Avg	TD	LG	
2017 (Fr.)	7	0	5	31	6.2	0	11	
2018 (So.)	10	4	20	235	11.8	0	30	
2019 (Jr.)	13	0	0	0	0.0	0	0	
2020 (Sr.)	10	5	1	6	6.0	0	6	
Career	30	9	26	272	10.5	0	30	




TOMMY McINTYRE



85 MATT McLAUGHLIN

6-4 - 190 - TE - FR-HS
DALLAS, TEXAS
BISHOP LYNCH

Prep: Lettered four seasons at Bishop Lynch... Led Bishop Lynch with 17 receptions for 224 yards and two TDs in 2019.



7 BRYCE McMORRIS

6-1 - 192 - S - FR-HS
CYPRESS, TEXAS
BRIDGELAND

Prep: A three-star recruit by 247Sports, Rivals and ESPN... Helped Bridgeland to a 12-1 record and an appearance in the regional round of the 6A Division 2 playoffs... Named the Touchdown Club of Houston Defensive Player of the Year... Had 55 tackles, including 8.5 TFLs, and four interceptions for 62 yards... A first-team all-district selection... Finished 2019 with 43 tackles, a pick and a fumble recovery... Also had offers from Louisiana Tech, Nevada, New Mexico, New Mexico State, Washington State and others... Also competes in track and field.



27 ZANE MINORS

6-0 - 198 - RB- FR-HS
AUSTIN, TEXAS
WESTLAKE

Prep: Registered 1,696 yards and 23 TDs as a senior... Helped Westlake to back-to-back 6A State Championships.



14 RICHARD MOORE

6-1 - 229 - LB - SR-IL
CEDAR HILL, TEXAS
TEXAS A&M / CEDAR HILL

2020: Saw action against ECU after returning from injury... Registered one tackle...
AWARDS: American Athletic Conference All-Academic Team.

Senior (2019): Started SMU's first three games before a season ending injury... Registered 15 tackles (8 solo), including a half sack... Added two QB hurries and a pass breakup...
AWARDS: Athlon Sports Preseason AAC: second-team defense... Phil Steele Preseason AAC: second-team defense... College Football News Preseason Top 30 Players: No. 24... Dave Campbell's All-Texas College Team: Second-team defense... American Athletic Conference All-Academic Team.

Senior (2019): Athlon Sports Preseason AAC: second-team defense... Phil Steele Preseason AAC: second-team defense... College Football News Preseason Top 30 Players: No. 24... Dave Campbell's All-Texas College Team: Second-team defense.

Junior (2018): Started all 12 games... Led the team with 92 tackles (56 solo), 5.0 sacks for 28 yards and five QB hurries... Was second with 13.5 TFLs for 44 yards... Had one breakup and one forced fumble... **AWARDS:** Named All-AAC Honorable Mention... Was an Athlon Sports All-AAC Preseason Fourth-Team selection.

2017: Sat out due to NCAA transfer rules.

Sophomore (2016 at Texas A&M): Played in 11 games... Recorded 29 tackles (13 solo, 16 asst)... Had two tackles for loss and one sack.

Freshman (2015 at Texas A&M): In eight games of action, registered 39 tackles, including 7.5 TFLs for 20 yards... Also contributed a sack, a pass broken up and a QB hurry... In the final three games of the season Moore totaled 26 tackles with a season-high 10 vs. Vanderbilt.

Prep: Coached by Joey McGuire at Cedar Hill... Registered over 350 tackles, including 60-plus in the opponent's backfield, while leading his team to a pair of state titles in his final two seasons... Posted 195 tackles, including 34 TFLs as a senior... Had 15 sacks and posted 17 QB pressures... Also forced seven fumbles... First-team Class 6A All-State... Semper Fi All-American... Registered 171 tackles, including 30 TFLs and eight sacks as a junior.

MOORE CAREER STATISTICS

	TACKLES					SACKS		PASS DEF.			FUMBLES	
	GP	GS	Solo	Asst	Total	TFL/Yds	No-Yards	Int-Yds	BrUp	QBH	Rcv-Yds	FF
2015 (Fr.)	8	4	23	16	39	7.5-20	1.0-5	0-0	1	1	0-0	0
2016 (So.)	11	5	13	16	29	2.0-10	1.0-7	0-0	1	4	0-0	0
2018 (Jr.)	12	12	56	36	92	13.5-44	5.0-28	0-0	1	5	0-0	1
2019	3	3	8	7	15	0.5-5	0.5-5	0-0	1	2	0-0	0
2020 (Sr.)	1	0	0	1	1	0-0	0-0	0-0	0	0	0-0	0
Career	35	24	100	76	176	23.5-79	7.5-45	0-0	4	12	0-0	1



RICHARD MOORE



8 TANNER MORDECAI


6-3 - 218 - QB - JR-TR
WACO, TEXAS
OKLAHOMA / MIDWAY

2020 (Sophomore at Oklahoma): Played in four games... Went 32-for-40 for 395 yards and two TDs... Bested his career-high in passing yards with 157 against Missouri State.

2019 (Freshman at Oklahoma): Saw action in six games... Went 16-for-26 for 207 yards and two TDs... Had a career-high 114 yards and two TDs against South Dakota... **AWARDS:** Academic All-Big 12 First Team.

2018 (at Oklahoma): Redshirted... Played in two games... Went 2-for-2 passing for 37 yards.

Prep: Four-star recruit by ESPN and three-star by 247Sports and Rivals... Threw for 4,797 yards in his high school career with 51 touchdowns on 334-of-567 passing... Had 247 carries for 1,511 yards and 20 TDs... Also had offers from Georgia, Oklahoma State, Ole Miss and others.



78 BEAU MORRIS

6-6 - 310 - OL - SR-3L
BATON ROUGE, LA.
BLINN COLLEGE / ST. MICHAEL THE ARCHANGEL

Senior (2020): Started all 10 games at right tackle... Helped the Mustangs to national rankings of ninth (1st AAC) in red zone offense (.920), 13th in passing offense (318.0) and 15th in scoring offense (38.6)... **AWARDS:** American Athletic Conference All-Academic Team. Preseason: Phil Steele Fourth-Team All-AAC.

Junior (2019): Played in all 13 games, making 12 starts... Blocked for an offense that ranked seventh nationally in scoring offense (41.8), ninth in total offense (489.8) and 13th in passing offense (309.0).

Sophomore (2018): Played in four games, making three starts.



At Blinn College: Spent his redshirt freshman season at Blinn College... Transferred to Blinn after spending 2016 at McNeese... Played for Ryan Mahon at Blinn.

Prep: A first-team all-district selection and team captain as a senior... Participated in the U.S. Army Red Stick Bowl... Was an all-district honorable mention selection as a junior, helping St. Michael to a 9-2 record and an appearance in the State quarterfinals... Also played baseball.



BEAU MORRIS



44 SAM MORSE

6-1 - 251 - DL - FR-HS
DALLAS, TEXAS
HIGHLAND PARK




60 HENRY MOSSBERG

6-3 - 325 - OL - SO-SQ
SOUTHLAKE, TEXAS
SOUTHLAKE CARROLL

2020: Did not see action.

Prep: A three-star recruit by 247sports.com and two-star by Rivals.com... Named 6A second-team All-State, first-team all-area and first-team all-district... Helped Southlake Carroll to a 13-1 record and an appearance in the UIL Conference 6A D1 State Quarterfinals in 2018... Also held offers from North Texas, Missouri State and Louisiana-Monroe.



32 TOBY NDUKWE

6-3 - 252 - DE - SR-3L
RICHMOND, TEXAS
GEORGE RANCH

Junior (2020): Played in all 10 games, making five starts... Registered 11 tackles (5 solo)... Had one TFL and one QBH.

Sophomore (2019): Played in 11 games... Registered four tackles... Had 3.0 sacks for 19 yards... Added one fumble recovery and two QB hurries.

Freshman (2018): Played in 11 games... Registered 10 tackles (4 solo)... Had 2.0 TFLs and 1.5 sacks... Added one QB hurry.

2017: Redshirted.

Prep: A three-star recruit by 247Sports and Scout... Helped lead George Ranch to a perfect 16-0 season to win the UIL Class 5A Division II State Championship during his junior year in 2015... Was named the Defensive MVP of the title game after recording seven tackles, including three tackles for loss and two sacks... Finished with 71 tackles and 12 sacks in 2015... Chose SMU over Cincinnati, Colorado, Colorado State, Fresno State, Indiana, Kansas State, Tulane, Tulsa and others.

NDUKWE CAREER STATISTICS

	TACKLES					SACKS	PASS DEF.		FUMBLES				
	GP	GS	Solo	Ast	Total	TFL-Yds	No-Yards	Int-Yds	BrUp	QBH	Rcv-Yds	FF	Bl.
Kick													
2018 (Fr.)	11	0	4	6	10	2.0-11	1.5-10	0-0	0	1	0-0	0	0
2019 (So.)	11	0	3	1	4	3.0-19	3.0-19	0-0	0	2	1-0	0	0
2020 (Jr.)	10	5	5	6	11	1.0-1	0-0	0-0	0	1	0-0	0	0
Career	32	5	12	13	25	6.0-31	4.5-29	0-0	0	4	1-0	0	0



TOBY NDUKWE



91 TERRANCE NEWMAN

6-0 - 324 - DT - SR-3L
DUNCANVILLE, TEXAS
DUNCANVILLE

Junior (2020): Played in all 10 games... Registered six tackles (3 solo), including 2.0 TFLs for four yards... Had one forced fumble and one recovery.

Sophomore (2019): Played in 12 games... Registered five tackles, including one sack... Had one interception for two yards.

Freshman (2018): Played in eight games... Registered three solo tackles.

Prep: Helped Duncanville to an 11-1 overall record and an appearance in the 6 Division I playoffs... Played for Reggie Samples at Duncanville... Chose SMU over offers from Navy, New Mexico State and North Texas.

NEWMAN CAREER STATISTICS

	TACKLES					SACKS		PASS DEF.		FUMBLES		
	GP	GS	Solo	Asst	Total	TFL/Yds	No-Yards	Int-Yds	BrUp	QBH	Rcv-Yds	FF
2018 (Fr.)	8	0	3	0	3	0-0	0-0	0-0	0	0	0-0	0
2019 (So.)	12	0	2	3	5	1-7	1-7	1-2	0	0	0-0	0
2020 (Jr.)	10	0	3	3	6	2-4	0-0	0-0	0	0	1-0	1
Career	30	0	8	6	14	3-11	1-7	1-2	0	0	1-0	1




TERRANCE NEWMAN



12 ISAIAH NWOKOBIA

6-0 - 196 - S - FR-HS
DALLAS, TEXAS
SKYLINE

Prep: A three-star recruit by 247Sports, Rivals and ESPN... An SI All-American candidate... The No. 48 safety product in the country according to 247Sports Composite rankings... Helped Skyline to an appearance in the second round of the 6A Division 1 UIL State playoffs... Also had offers from Baylor, Boise State, Colorado, Georgia Tech, Houston, Iowa State, Memphis, Missouri, Oklahoma State, Oregon, Texas and Texas Tech among others... Also competes in track and field.



18 JACOB OHRLEIN

6-2 - 208 - QB - JR-1L
BRENHAM, TEXAS
BRENHAM

Sophomore (2020): Did not see action... **AWARDS:** American Athletic Conference All-Academic Team.

Freshman (2019): Played in three games... Saw action as the Mustangs' holder... **AWARDS:** American Athletic Conference All-Academic Team.

2018: Redshirted... **AWARDS:** American Athletic Conference All-Academic Team.

Enrolled at SMU in January of 2018.

Prep: Lettered three seasons under Glen West at Brenham High School... Named second-team All-District junior and senior seasons... Team reached the State Finals freshman year... Also lettered in basketball, baseball, golf and track.



51 JUSTIN OSBORNE

6-5 - 312 - DL - SO-1L
FLOWER MOUND, TEXAS
AUBURN / MARCUS

Freshman (2020): Started all eight games played... Helped the Mustangs to national rankings of ninth (1st AAC) in red zone offense (.920), 13th in passing offense (318.0) and 15th in scoring offense (38.6).

2019 (at Auburn): Redshirted... Did not see action.

Prep: A three-year starter at Marcus High School... Three-star recruit by ESPN, 247sports.com and Rivals.com... A first-team 5-6A all-district selection.



JUSTIN OSBORNE




92 DEUCE PALMER

6-2 - 221 - LB - SO-SO
DANVILLE, CALIF.
SAN RAMON VALLEY

Freshman (2020): Did not see action... **AWARDS:** American Athletic Conference All-Academic Team... SMU Honor Roll with Distinction (Spring 2021)... SMU Honor Roll (Fall 2020).

2019: Redshirted... **AWARDS:** SMU Honor Roll with High Distinction (Fall 2019), with Distinction (Spring 2020)... American Athletic Conference All-Academic Team.

Prep: Lettered three seasons under Aaron Becker and Logan Krah at San Ramon Valley... Registered 100+ tackles during each of his final two seasons... Team captain as a senior... Team Defensive MVP and Coaches Award winner... All-EBAL linebacker... Team was undefeated EBAL championships (2017/18) and North Coast Section D1 Champions (2018/19)... Four-time Scholar-Athlete... Academic Excellence Award in Career Technical Education department as a senior... Mother is a former marathon runner, father is a professional BMX Racer who is a four-time World Champion and had two National number one in the world titles in 1985... Also played rugby.



90 NELSON PAUL

6-2 - 235 - DE - JR-2L
BUNNELL, FLA.
FLAGLER PALM COAST

Sophomore (2020): Played in nine games, making one start... Registered 19 tackles (11 solo), including 4.5 TFLs for 21 yards and 2.5 sacks for 19 yards... Added two QBHs and one fumble recovery... **AWARDS:** American Athletic Conference All-Academic Team.

Freshman (2019): Played in all 13 games... Registered 10 tackles (9 solo), including 3.0 TFLs... Had 1.0 sack... Added one fumble recovery, a pass breakup and a QB hurry... **AWARDS:** American Athletic Conference All-Academic Team.


Prep: A three-star recruit by 247sports.com... Named Daytona Beach Quarterback Club Defensive Player of the Year... Team went 7-4 and advanced to the 8A FHSAA Regional Quarterfinals in 2018... Also held offers from USF, Pittsburgh, Buffalo and South Alabama.

PAUL CAREER STATISTICS

	TACKLES				SACKS		PASS DEF.				FUMBLES	
	GP	GS	Solo	Asst	Total	TFL/Yds	No-Yards	Int-Yds	BrUp	QBH	Rcv-Yds	FF
2019 (Fr.)	13	0	9	1	10	3.0-5	1.0-1	0-0	1	1	1-0	0
2020 (So.)	9	1	11	8	19	4.5-21	2.5-19	0	0	2	1-0	0
Career	22	1	20	9	29	7.5-26	3.5-20	0	1	3	1-0	0



NELSON PAUL




61 DALTON PERDUE

6-7 - 363 - OL - FR-RS
EL DORADO, ARK.
EL DORADO

2020: Did not see action... **AWARDS:** American Athletic Conference All-Academic Team.

Prep: A three-star recruit by 247sports.com and Rivals.com... Named to 2019 Arkansas All-State First Team... Received offers from Memphis, Tulane, Arkansas State, Central Arkansas and others.



24 JIMMY PHILLIPS JR.

6-3 - 235 - LB - SR-3L
MESQUITE, TEXAS
POTEET

Junior (2020): Played in all 10 games... Registered 23 tackles (19 solo)... Had 1.5 TFLs and 1.0 sack... Added one interception for two yards.

Sophomore (2019): Played in all 13 games... Registered nine tackles (7 solo), including one TFL... Added one pass breakup.

Freshman (2018): Played in 11 games, primarily on special teams... Registered two solo tackles.

Prep: Had 65 tackles (35 solo, 30 asst) as a senior... Was an first-team all-district selection as a junior... Registered 66 tackles, seven breakups, three forced fumbles and two interceptions... Played for Kody Groves at Poteet... Received offers from Navy, Air Force and Texas State... Also lettered in basketball.

PHILLIPS JR. CAREER STATISTICS

	TACKLES				SACKS		PASS DEF.				FUMBLES	
	GP	GS	Solo	Asst	Total	TFL/Yds	No-Yards	Int-Yds	BrUp	QBH	Rcv-Yds	FF
2018 (Fr.)	11	0	2	0	2	0-0	0-0	0-0	0	0	0-0	0
2019 (So.)	13	0	7	2	9	1.0-2	0-0	0-0	1	0	0-0	0
2020 (Jr.)	10	0	19	4	23	1.5-4	1.0-4	1-2	1	0	0-0	0
Career	34	0	28	6	34	2.5-6	1.0-4	1-2	2	0	0-0	0



JIMMY PHILLIPS JR.



84 ALEX QUIRK

6-4 - 235 - TE - SO-SQ
DARIEN, CONN.
FAIRLEIGH DICKINSON / DARIEN

Freshman (2020): Did not see action.


2019 (at Fairleigh Dickinson): Redshirted... Played in three games.



20 JAYLEEN RECORD

5-8 - 159 - WR - FR-HS
DALLAS, TEXAS
JAMES MADISON HS

Prep: A three-star recruit by 247Sports and ESPN... Helped James Madison HS to an appearance in the second round of the 3A Division 1 State Championships... Was the District 6-3A-1 Offensive MVP as a junior... Also had offers from Arkansas State and Illinois State among others... Also competes in track and field.



81 BEN REDDING


6-5 - 242 - TE - SR-3L
FRIENDSWOOD, TEXAS
FRIENDSWOOD

Junior (2020): Played in all 10 games, primarily on special teams.

Sophomore (2019): Played in all 13 games.

Freshman (2018): Played in 12 games, starting one... Registered four receptions for 49 yards and one touchdown.

Prep: Registered 54 receptions for 744 yards and nine touchdowns as a senior... Helped Friendswood to an appearance in the Regional round of the 6A Division 2 State playoffs... Played for Rob Koopmann at Friendswood... Received offers from UNLV, Louisiana-Monroe, Texas State and Western Kentucky... Also lettered in basketball.



54 CHRISTOPHER REESE

6-5 - 292 - DE - SR-GT
LITTLETON, COLO.
SAN DIEGO / COLUMBINE SENIOR

2020 (Senior at San Diego): Played in all six games... Registered 23 tackles (8 solo)... Had 6.0 TFLs for 26 yards and 2.5 sacks for 17 yards... Added one interception and five QBHs.

2019 (Junior at San Diego): Played in 11 games... Registered 10 tackles, including 2.0 TFLs and 1 sack... **AWARDS:** Member of the PFL Academic Honor Roll.

2018 (Sophomore at San Diego): Played in three games... Registered one tackle... **AWARDS:** Member of the PFL Academic Honor Roll.

2017 (Freshman at San Diego): Played in six games... Registered one tackle... **AWARDS:** Member of the PFL Academic Honor Roll.

2016 (at San Diego): Redshirted.

Prep: Lettered three years at Columbine High School... Was a second-team all-conference selection as a senior... Helped team to a State final four appearance and a No. 25 ranking nationally... Received honorable mention all-conference accolades as a junior... Also lettered in basketball.



11 RASHEE RICE

6-3 - 206 - WR - JR-2L
NORTH RICHLAND HILLS, TEXAS
RICHLAND

Sophomore (2020): Played in all 10 games, making seven starts... Registered a team-high 48 receptions for 683 yards (5th AAC) and five TDs... His 4.8 receptions per game ranked eight in the AAC... Had a career-high two TDs against Navy and 139 receiving yards at Tulane... Registered three 100-yard games (at Texas State, at North Texas, at Tulane)... **AWARDS:** Biletnikoff Award Watch List... Dave Campbell's All-Texas College Second Team.

Freshman (2019): Played in 10 games, making two starts... Registered 25 receptions for 403 yards and one touchdown... Was on the receiving end of a pair of two-point conversions from Shane Buechele at Memphis... Added one rush... Had two tackles.


Prep: A three-star recruit by 247sports.com and Rivals.com... Had 51 receptions for 841 yards and five TDs in 2018... Registered 72 catches, 1,386 yards and 19 TDs in 2017... Was named First-Team All-District as a junior... Team went 11-3 and advanced to the 5A D2 Quarterfinals... Received offers from Washington State, Houston, Virginia, Texas Tech, Northwestern, Tulsa, UConn and others.

RICE CAREER STATISTICS

	GP	GS	RECEIVING					RUSHING					ALL PURPOSE		
			Rec.	Yds	Avg	TD	LG	Att.	Yds	Avg	TD	LG	Ru	Rcv	Total
2019 (Fr.)	10	2	25	403	16.1	1	61	1	0	0.0	0	0	0	403	403
2020 (So.)	10	7	48	683	14.2	5	55	0	0	0.0	0	0	0	683	683
Career	20	9	73	1086	14.9	6	61	1	0	0.0	0	0	0	1086	1086



RASHEE RICE



68 JACKSON RITZ

6-3 - 303 - OL - FR-RS
AUSTIN, TEXAS
AUSTIN

2020: Did not see action... **AWARDS:** American Athletic Conference All-Academic Team.



21 REGGIE ROBERSON, JR.

6-1 - 197 - WR - SR-3L

DESOTO, TEXAS

WEST VIRGINIA / MESQUITE HORN

Senior (2020): Started all four games played before suffering a season-ending injury... Had 22 catches for 474 yards and five TDs... Had a season-high 243 receiving yards with two TDs against No. 25/24 Memphis... Posted a season-high nine receptions at North Texas... Registered four kick returns for 95 yards... Totaled two 100-yard games (Memphis, UNT)... **AWARDS:** Maxwell Award Watch List... Biletnikoff Award Watch List... Earl Campbell Tyler Rose Award Watch List... Earl Campbell Tyler Rose Award National Player of the Week (Oct. 6)... AAC Weekly Honor Roll (Oct. 5)... Earl Campbell Tyler Rose Award Honorable Mention (Sept. 22)... Preseason: Dave Campbell's Best Wide Receiver in Texas, All-Texas College Team, 50 Most Important Players in Texas #8... Phil Steele Third-Team All-America, First-Team All-AAC... Athlon Sports Second-Team All-AAC... CBS Sports AAC Top-10 Players #10... Reese's Senior Bowl Top 250.

Junior (2019): Started all eight games played before being sidelined due to injury... Was second on the team with 43 receptions for 803 yards... Registered six touchdowns. Had a career-high 250 receiving yards (2nd in a game at SMU) and three receiving TDs (T-3rd at SMU) in the win over Temple... Added two carries for seven yards... **AWARDS:** Biletnikoff Award Watch List... Earl Campbell Tyler Rose Award Watch List... CFPA Honorable Mention National POTW (Oct. 20)... Earl Campbell Tyler Rose Weekly Honor Roll (Sept. 4)... Athlon Sports Preseason AAC: third-team offense... Phil Steele Preseason AAC: first-team offense... Dave Campbell's All-Texas College Team: Second-team offense.



REGGIE ROBERSON, JR.

Sophomore (2018): Played in 10 games, starting seven.... Was second on the team with 52 catches for 802 yards and six touchdowns.... Had five kick returns for 206 yards and one touchdown (6th NCAA, 2nd AAC) and one punt return for 14 yards.... Posted four 100+-yard receiving games and five games with 100+ all-purpose yards.... Added three carries for 10 yards.... **AWARDS:** Named AAC Special Teams Player of the Week (Sept. 24) and to the Honor Roll (Oct. 29)... A first-team selection by Phil Steele.

Freshman (2017 at West Virginia): Played in 12 games, adding depth at receiver and used on special teams... Finished with six catches for 30 yards and one touchdown.

Prep: Played for Coach Mike Overton at John Horn High.... District 11-6A All-District First Team Offense.... District 11-6A District Special Teams MVP.... As a senior, caught 60 passes for 1,060 yards and 11 touchdowns.... Averaged 17.7 yards per catch.... Also had more than 800 return yards.... Averaged 13.4 yards on punt returns and 36.7 on kickoff returns.... Had senior year averages of 96.4 yards receiving per game, 169.0 all-purpose yards per game and 101.0 yards of total offense per game.... Finished his final season with 1,859 all-purpose yards and 1,111 yards of total offense.... Also ran track.

ROBERSON JR. CAREER STATISTICS

	-----RECEIVING-----						-----RUSHING-----				PUNT RET.-----				K RET.-----				ALL PURPOSE-----				
	GP	GS	Rec.	Yds	TD	LG	Att.	Yds	TD	LG	No.	Yds	TD	LG	No.	Yds	TD	LG	Ru	Rv	Pr	Kr	Total
2017 (Fr.)	12	0	6	30	5.0	1	7	0	0	0	0	0	0	0	0	0	0	0	0	0	0	0	30
2018 (So.)	10	7	52	802	15.4	6	59	3	10	3.3	11	1	14	14	5	206	1	98	10	802	14	206	1032
2019 (Jr.)	8	8	43	803	18.7	6	75	2	7	3.5	6	0	0	0	0	0	0	0	7	803	0	0	810
2020 (Sr.)	4	4	22	474	21.5	5	85	0	0	0	0	0	0	0	4	95	27	27	474	0	95	569	
Career	34	19	123	2109	17.1	18	85	5	17	3.4	11	2	14	14	9	301	1	98	17	2109	14	301	2441



13 RODERICK ROBERSON, JR.

6-0 - 203 - S - SO-1L

ROYSE CITY, TEXAS

ROYSE CITY


Freshman (2020): Saw action in eight games, making two starts... Registered 14 tackles (9 solo)... Added one forced fumble, one QBH and two PBUs.

2019: Redshirted... Saw action in four games, primarily on special teams... Registered one tackle.

Prep: A three-star recruit by 247sports.com and two-star by Rivals.com... Had 55 tackles (39 solo), two blocked field goals and seven kickoff returns for 154 yards in 2018... Registered 57 tackles (43 solo), two forced fumbles and three fumble recoveries in 2017... Also had 36 carries for 211 yards... Registered 525 career all-purpose yards in two seasons... Received offers from North Texas and New Mexico State.

ROBERSON JR. CAREER STATISTICS

	-----TACKLES-----					SACKS	----PASS DEF.----			----FUMBLES--		
	GP	GS	Solo	Ast	Total	TFL-Yds	No-Yards	Int-Yds	BrUp	QBH	Rcv-Yds	FF
2019	4	0	1	0	1	0-0	0-0	0-0	0	0	0-0	0
2020 (Fr.)	8	2	9	5	14	0-0	0-0	0-0	2	1	0-0	0
Career	12	2	10	5	15	0-0	0-0	0-0	2	1	0-0	0



29 SHAWN ROBERTSON

6-1 - 202 - S - FR-HS
ALLEN, TEXAS
LOVEJOY



3 DELANO ROBINSON

6-2 - 244 - LB - SR-4L
DENTON, TEXAS
BILLY RYAN

Senior (2020): Started all 10 games... Led the team with 77 tackles (51 solo - 4th AAC)... His 7.7 tackles per game ranked seventh in the AAC... Had 6.0 TFLs for 21 yards and 3.0 sacks for 17... Added one PBU and one QBH.

Junior (2019): Started all 11 games played... Registered 76 tackles (51 solo), including 6.0 TFLs for 21 yards... Had 2.5 sacks for 16 yards... Added one fumble recovery for 11 yards, three pass breakups and a QB hurry... **AWARDS:** AAC Weekly Honor Roll (Sept. 23)... American Athletic Conference All-Academic Team.

Sophomore (2018): Played in 11 games... Registered 33 tackles (16 solo)... Had 4.5 TFLs and one fumble recovery.

Freshman (2017): Played 12 games, starting five... Registered 27 tackles (19 solo, 8 asst)... Had three tackles for loss, one interception and two fumble recoveries.




DELANO ROBINSON

Prep: A two-star recruit by 247Sports and Scout... Helped lead Ryan to a 14-1 record and to the UIL Class 5A Division I state semifinals in 2016... Named first-team Class 5A All-State and All-District 5-5A after registering 82 tackles and five interceptions in 2016... Dallas Morning News honorable mention as one of Dallas area's best defensive backs in the Class of 2017... Chose SMU over Air Force and others.

ROBINSON CAREER STATISTICS

	-----TACKLES-----					SACKS-	-----PASS DEF.-----		-----FUMBLES-----			
	GP	GS	Solo	Asst	Total	TFL/Yds	No-Yards	Int-Yds	BrUp	QBH	Rcv-Yds	FF
2017 (Fr.)	12	5	19	8	27	3.0-6	0-0	1-0	0	1	2-18	0
2018 (So.)	11	0	16	17	33	4.5-4	0-0	0-0	0	0	1-0	0
2019 (Jr.)	11	11	51	25	76	6.0-21	2.5-16	0-0	3	1	1-11	0
2020 (Sr.)	10	10	51	26	77	6.0-21	3.0-17	0-0	1	1	0	0
Career	44	26	137	76	213	19.5-52	5.5-33	1-0	4	3	4-29	0




70 THALEN ROBINSON

6-6 - 354 - OL - SO-TR
ARLINGTON, TEXAS
MISSOURI / BOWIE

2019 (Freshman at Missouri): Played in six games.

Prep: Named first-team all-district as a senior... Rated the No. 1 offensive lineman in DFW by the Star-Telegram... Honorable mention all-district as a junior.




4 JAHARI ROGERS

6-1 - 177 - CB - FR-TR
ARLINGTON, TEXAS
FLORIDA / ARLINGTON

2020 (at Florida): Played in three games... Registered one solo tackle and one PBU.


Prep: Selected for the Under Armour All-America Game and 2019 Pro Football Hall of Fame World Bowl... Named District 4-6A MVP as a junior in 2018 as a quarterback... Threw for 2,670 yards and 31 TDs and rushed for 819 yards and 15 TDs... Helped Arlington reach the 2019 UIL Conference 6A Division II Regional Finals... Led Arlington to the 2018 UIL Conference 6A Division II Area Finals.



86 JE'LIN SAMUELS

6-7 - 247 - DE - FR-HS
PASADENA, TEXAS
SAM RAYBURN

Prep: A three-star recruit by 247Sports, Rivals ... Also had offers from Baylor, Colorado and Houston among others... Also played basketball.




76 KEATON SCHULTZ

6-1 - 293 - DL - FR-HS
HOUSTON, TEXAS
KLEIN CAIN



33 HUDSON SHRUM

6-0 - 200 - WR - JR-JC
SOUTHLAKE, TEXAS
SOUTHLAKE CARROLL




89 ALEX SICKAFOOSE

6-3 - 266 - DE - SO-SO
KATY, TEXAS
ST. JOHN XXIII

2020: Did not see action... **AWARDS:** American Athletic Conference All-Academic Team.

2019: Redshirted... **AWARDS:** American Athletic Conference All-Academic Team.



4 TRE SIGGERS

5-9 - 210 - RB - SR-GT
DUNCANVILLE, TEXAS
NORTH TEXAS / DUNCANVILLE

2020 (Junior at UNT): Played in eight games, making two starts... Registered 85 carries for 458 yards and one TD... Had one kick return for 22 yards.

2019 (Sophomore at UNT): Played in 10 games, making seven starts... Led UNT with 853 yards on 152 carries... Registered six TDs... Added 11 receptions for 60 yards... Added one tackle... **AWARDS:** Named All-Conference USA honorable mention.


2018 (Freshman at UNT): Played in eight games primarily on special teams... Registered eight tackles.

2017 (at UNT): Redshirted.

Prep: Rushed for 634 yards and nine TDs on 85 carries as a senior at Duncanville... Caught 76 passes for 772 yards and three TDs... Played at DeSoto as a freshman and sophomore... Was named the 8-6A Defensive Sophomore of the Year and a first-team all-district linebacker... Also had offers from Texas Tech, Louisville and Iowa State

SIGGERS CAREER STATISTICS

	GPGS	RUSHING					RECEIVING					ALL PURPOSE		
		Att.	Yds	Avg	TD	LG	Rec.	Yds	Avg	TD	LG	Ru	Rcv	Total
2018 (Fr.)	8 0	0	0	0	0	0	0	0	0	0	0	0	0	0
2019 (So.)	10 7	152	853	5.6	6	53	11	60	5.5	0	11	853	60	913
2020 (Jr.)	8 2	85	458	5.4	1	26	1	1	1.0	0	1	458	1	459
Career	26 9	237	1311	5.5	7	53	12	61	5.1	0	12	1311	61	1372



94 ERIN SMITH

6-5 - 239 - DL - FR-RS
LITTLE ROCK, ARK.
NORTH LITTLE ROCK

2020: Did not see action.

Prep: A three-star recruit by 247sports.com and Rivals.com... Ranked as the No. 60 overall offensive tackle in the nation and No. 7 overall prospect in Arkansas by 247Sports... Named to 2019 Arkansas All-State First Team... Helped team to Arkansas Class 7A runner-up finish in 2018... Received offers from Kansas, Memphis, Vanderbilt, Tulane, Louisiana Tech, Arkansas State and others.



44 KADARIUS SMITH

6-4 - 270 - DL - SR-2L
PLANO, TEXAS
PLANO

Senior (2020): Did not see action.

Junior (2019): Played in all 13 games, making one start.

Sophomore (2018): Did not see action.

Freshman (2017): Played in 11 games, mostly on special teams.

2016: Redshirted.

Prep: A three-star prospect... Named All-District... An Area Top-100 selection by the Dallas Morning News... Rated as the No. 16 center in the nation by Scout... Named one of "Texas' Best" 2016 Offensive Linemen by Dave Campbell's Texas Football Rising... Recorded 80 knockdown blocks in 2015... Squatted 500-lbs.-plus in high school... Chose SMU over offers from Oklahoma State, Texas Tech, Arizona State, Fresno State, Kansas State, Air Force, New Mexico, San Diego State and others... Played for Jaydon McCullough at Plano Senior.



KADARIUS SMITH



62 MARCUS SMITH

6-4 - 336 - OL - FR-RS
STAFFORD, TEXAS
STAFFORD

2020: Did not see action ... **AWARDS:** American Athletic Conference All-Academic Team.

Prep: A three-star recruit by 247sports.com and two-star by Rivals.com... First-team all-district selection in 2019... Dave Campbell's 2018 All-Class 4A selection... An Academic All-State Honorable Mention selection... Received offers from Houston, Tulsa, Yale, Louisiana Tech, North Texas and others.



50 TREVION SNEED

6-2 - 241 - LB - FR-HS
MINEOLA, TEXAS
MINEOLA

Prep: A three-star recruit by 247Sports, Rivals ... An SI All-American candidate... Registered 144 tackles, including 11 for loss and three sacks as a senior... Also had 337 carries for 3,082 yards and 36 TDs... Registered 13 100-yard games... Helped Mineola to an appearance in the 3A Division 1 Regional Championship... Named first-team all-district and first-team all-east Texas as a junior... Registered 98 tackles, including five for loss and 12 QB hurries... Was the District 8-3A-1 Defensive MVP as a sophomore... Registered over 4,400 rushing yards and 52 TDs in three Varsity seasons... Also had offers from Liberty, Louisiana and North Texas among others.



69 BEN SPARKS

6-4 - 312 - OL - FR-RS
NORMAN, OKLA.
NORMAN

2020: Saw action against SFA... **AWARDS:** American Athletic Conference All-Academic Team... SMU Honor Roll with High Distinction (Spring 2021)... SMU Honor Roll with Distinction (Fall 2020).

Prep: A three-star recruit by 247sports.com and Rivals.com... 2019 District 6A-I-1 Iron Man of the Year and all-district player... Named to The Oklahoman's 2018 Big All-City First Team... Ranks as the No. 60 overall offensive guard in the country and No. 21 overall prospect in Oklahoma by 247Sports... Received offers from Memphis, Navy, Army, Tulsa, Arkansas State, Princeton and others... Was on high school's track and field team... Placed fourth in discus and 11th in shot put in Oklahoma Class 6A in spring of 2019.




82 PARKER STONE

5-11 - 193 - WR - SO-SO
DALLAS, TEXAS
PARISH EPISCOPAL

Freshman (2020): Did not see action.

Prep: Registered 46 receptions for 558 yards and five touchdowns as a senior... Helped Parish Episcopal to a 9-4 record and an appearance in the TAPPS Division I State Semi-finals... A TAPPS Division I second-team all-district selection... Had 26 receptions for 392 yards as a junior... Attended Woodberry Forest (Va.) prior to two seasons at Episcopal, helping his team to a Virginia State Championship as a sophomore... Also held an offer from Western Illinois.

Brother, Preston is a current quarterback at SMU, and brother, Lindell, was a quarterback at Virginia.



2 PRESTON STONE

6-3 - 214 - QB - FR-HS
DALLAS, TEXAS
PARISH EPISCOPAL

Prep: A four-star recruit by 247Sports, Rivals and ESPN... Selected for the All-American Bowl and an SI All-American candidate... First-Team All-State... Named the Built Ford Tough Player of the Year... Led Parish Episcopal to back-to-back TAPPS Division I State Championships with a win in 2020... District MVP... Registered 3,429 passing yards and 38 TDs to go with 536 rushing yards and 10 TDs as a senior... Rated the No. 5 dual-threat QB in the 247Sports Composite rankings... An ESPN 300 commit... Was a second-team Max Prep Freshman All-American... Posted over 13,100 career passing yards and 145 TDs... Also had offers from Alabama, Auburn, Baylor, Florida, Georgia, Georgia Tech, Houston, LSU, Miami, Michigan, Ohio State, Oklahoma State, Texas, Texas A&M, Texas Tech and Virginia among others.

Personal: Brother, Parker, is a current wide receiver at SMU, and brother, Lindell, was a quarterback at Virginia.



46 TRENT STRONG

6-0 - 229 - LB - FR-RS
TUCSON, ARIZ.
SALPOINTE CATHOLIC

2020: Did not see action... **AWARDS:** American Athletic Conference All-Academic Team.

Prep: A two-year varsity starter.



16 JOSH STUPIN

5-11 - 195 - QB - FR-RS
NEWPORT BEACH, CALIF.
VILLA PARK

2020: Did not see action... **AWARDS:** American Athletic Conference All-Academic Team.




22 KARL TAYLOR

6-0 - 207 - DB - FR-RS
MIDLAND, TEXAS
MIDLAND LEE

2020: Saw action at Temple... Registered two tackles (1 solo).

Prep: A three-star recruit by 247sports.com and Rivals.com... A 6A honorable mention All-State selection... Named 2019 2-6A all-district first-team safety and special teams utility... Led the special teams unit in kickoff and punt returns with 455 yards over 19 returns... Totaled seven TDs, five rushing and two returns... Finished 2019 season with 55 tackles and two interceptions... An Academic All-State Honorable Mention selection... Selected as AP Class 6A All-State Second Team in 2018... Received offers from Utah, Houston, Army, Tulsa, North Texas and others.



71 JAYLON THOMAS

6-5 - 326 - OL - SR-3L
LUBBOCK, TEXAS
CORONADO

Junior (2020): Started all nine games played at left tackle... Helped the Mustangs to national rankings of ninth (1st AAC) in red zone offense (.920), 13th in passing offense (318.0) and 15th in scoring offense (38.6)... **AWARDS:** All-AAC Second Team... Dave Campbell's All-Texas College Second Team... Outland Trophy Watch List... Preseason: Dave Campbell's All-Texas College Team... College Football News All-AAC, Top-30 Players #28... Phil Steele First-Team All-AAC... Athlon Sports First-Team All-AAC.

Sophomore (2019): Started all 13 games... Blocked for an offense that ranked seventh nationally in scoring offense (41.8), ninth in total offense (489.8) and 13th in passing offense (309.0)... Rushed for a two-point conversion at Memphis... Added one tackle... **AWARDS:** All-AAC second team... Phil Steele Preseason AAC: third-team offense.

Sophomore (2019): AWARDS: All-AAC Second Team.

Freshman (2018): Played in seven games, starting the last six at right tackle.

Prep: A three-star ESPN recruit... Helped Coronado to a 13-1 record and a trip to the 5A Division I quarterfinals as a senior... Was an all-district selection in 2016, helping Coronado to an 11-2 record and an appearance in the 5A Division I regional semifinals... Played for Seth Parr at Coronado... Also received offers from Texas Tech, Stephen F. Austin and Tulsa... Also lettered in basketball.



JAYLON THOMAS



36 JADARIUS THURSBY

6-0 - 186 - LB - FR-HS
DUNCANVILLE, TEXAS
DUNCANVILLE

Prep: A three-star recruit by 247Sports, Rivals and ESPN... An SI All-American candidate... Team is currently 10-1 and in the 6A Division 1 UIL Semifinals... Was an all-district first-team selection as a junior... Helped Duncanville to a 15-1 records and an appearance in the 6A Division I State Championship as a junior and sophomore... Had 75 tackles and two forced fumbles as a junior... Also had offers from Arkansas, Houston and Missouri among others.



6 AUSTIN UPSHAW

6-1 - 213 - WR - SR-2L
LA PORTE, TEXAS
LA PORTE

Junior (2020): Played in all 10 games, making one start... Registered 18 catches for 218 yards and one TD... Had one kick return for 10 yards... Registered one tackle.

Sophomore (2019): Played in 10 games, primarily on special teams... Registered two tackles.

Freshman (2018): Played in one game... Was 2-for-3 passing for 10 yards... Rushed four times for 11 yards and a touchdown against Houston Baptist... **AWARDS:** American Athletic Conference All-Academic Team.

2017: Redshirted.


Prep: A three-star recruit by 247Sports and Rivals... Led La Porte to a 9-3 record and to the UIL Class 6A Division II Region III quarterfinals in 2016... Was named USA Today Player of the Week after tallying 597 yards (265 passing, 332 rushing) with seven touchdowns (three passing, four rushing) in a 63-49 playoff victory against Channelview... Named District 22-6A MVP during his senior season... Threw for 1,783 yards with 15 touchdowns and ran for 1,598 yards with 22 touchdowns as a senior... In 2015, threw for 544 yards with four touchdowns and rushed for 1,312 yards with 15 touchdowns... Finished with 699 passing yards and 1,159 rushing yards in 2014... Twice named second-team All-District 21-6A (2014, 2015)... Also lettered in baseball... Chose SMU over Army and Memphis.

UPSHAW CAREER STATISTICS

	GP	GS	RECEIVING					ALL PURPOSE				TACKLES		
			Rec.	Yds	Avg	TD	LG	Ru	Rcv	KR	Total	Solo	Asst	Total
2018 (Fr.)	1	0	0	0	0	0	0	11	0	0	11	0	0	0
2019 (So.)	10	0	0	0	0	0	0	0	0	0	0	2	0	2
2020 (Jr.)	10	1	18	218	12.1	1	42t	0	218	10	228	0	1	1
Career	21	1	18	218	12.1	1	42t	11	218	10	239	2	1	3



AUSTIN UPSHAW



49 COLE VOYLES

6-1 - 201 - LS - JR-IL
HOUSTON, TEXAS
MEMORIAL

Sophomore (2020): Did not see action... **AWARDS:** American Athletic Conference All-Academic Team.

Freshman (2019): Played in all 13 games... Was the Mustangs' primary snapper... Registered a fumble recovery against Tulane... Added one tackle... **AWARDS:** American Athletic Conference All-Academic Team.

2018: Redshirted.

Prep: Three year letterwinner at Memorial High School... Was named All-District his junior and senior year, first-team as a senior.



51 WARREN WALLS

6-3 - 221 - DE - SO-SQ
DALLAS, TEXAS
BISHOP LYNCH

Freshman (2020): Saw action against SFA... Registered one tackle.

Prep: A three-star recruit by 247sports.com and two-star by Rivals.com... Named second-team All-State and first-team all-district... Was second-team all-area by the Dallas Morning News... Registered 233 career tackles, 32.5 sacks, four forced fumbles and three fumble recoveries... Had 64 tackles (33 solo), 28 TFLs, 11.0 sacks and 24 QB hurries in 2018... Team went 8-5 and was the TAPPS Division I runner-up... Named TAPPS first-team all-state and first-team all-district in 2017... Received offers from Air Force, San Diego State, Wyoming and Liberty... Also an All-American and all-state wrestler.



26 SAM WESTFALL

5-11 - 185 - CB - JR-IL
SAINT GEORGE, UTAH
MESA C.C. / DIXIE

Junior (2020): Saw action in six games, primarily on special teams... Registered one tackle.

Sophomore (2019): Redshirted... Saw action in one game.

Freshman (2018 at Mesa Community College): Played in eight games... An All-ACCAC honorable mention selection... Registered 27 tackles and nine break-ups.

Prep: Had 21 tackles and three kickoff returns for 60 yards as a senior at Dixie High School in 2017.



15 CALVIN WIGGINS

6-5 - 224 - WR - SO-IL
TROPHY CLUB, TEXAS
BYRON NELSON

Freshman (2020): Played in nine games, making two starts... **AWARDS:** American Athletic Conference All-Academic Team.

2019: Redshirted... Played in two games... Registered one catch for 13 yards... **AWARDS:** American Athletic Conference All-Academic Team.

Prep: A three-star recruit by 247sports.com and Rivals.com... First-Team District 5-6A and Second-Team Academic All-District selection... Registered 645 yards and eight TDs on 28 receptions in 2018... Averaged 23 yards per catch... Received offers from Virginia, Baylor, BYU, Army, Navy, Cal and others... Also lettered in track... Was the State runner-up in the 200m... Regional qualifier in the 200m, 4x100 and 4x200.



CALVIN WIGGINS



55 GARY WILEY

6-3 - 246 - DE - SR-3L
LONGVIEW, TEXAS
PINE TREE

Junior (2020): Played in all 10 games, making four starts... Registered 24 tackles (13 solo), including 5.5 TFLs for 18 yards... Added one forced fumble and one fumble recovery.

Sophomore (2019): Played in all 13 games... Registered 19 tackles (10 solo)... Had 2.5 sacks for eight yards... Added three QB hurries.

Freshman (2018): Played in eight games... Registered seven tackles (5 solo), 2.0 TFLs, 2.0 sacks, two QB hurries and a forced fumble.

Prep: Registered 100 tackles (37 solo, 63 asst), including 23 for loss and 13 sacks as a senior... Named 2017 5A Defensive Player of the Year and first-team defensive lineman by Texas Associated Press Sports Editors... Had 64 tackles (43 solo, 21, asst) as a junior... Played for Kerry Lane at Pine Tree... Also had an offer from Missouri State.

WILEY CAREER STATISTICS

	TACKLES					SACKS	PASS DEF.			FUMBLES		
	GP	GS	Solo	Asst	Total	TFL/Yds	No-Yards	Int-Yds	BrUp	QBH	Rcv-Yds	FF
2018 (Fr.)	8	0	5	2	7	2.0-17	2.0-17	0-0	0	2	0-0	1
2019 (So.)	13	0	10	9	19	2.5-8	2.5-8	0-0	0	3	0-0	0
2020 (Jr.)	10	4	13	11	24	5.5-18	0-0	0-0	0	0	1-0	1
Career	31	4	28	22	50	10.0-43	4.5-25	0-0	0	5	1-0	2



GARY WILEY



57 MIKE WILLIAMS

6-3 - 299 - DT - SR-IL
FORT WORTH, TEXAS
STANFORD / ALL SAINTS' EPISCOPAL

Senior (2020): Saw action in seven games, making four starts... Registered six tackles (3 solo)... Had a season-high three tackles at ECU... **AWARDS:** Preseason: Dave Campbell's Texas Football Second-Team All-Texas College... Phil Steele Fourth-Team All-AAC.

2019 (Junior at Stanford): Started all 12 games... Registered 24 tackles, including six TFLs and one sack... Added two QB hurries.

2018 (Sophomore at Stanford): Started all 13 games... Registered 42 tackles, including two TFLs and one sack.

2017 (Freshman at Stanford): Played in 13 games... Registered six tackles.

2016 (at Stanford): Redshirted.

Prep: Lettered four seasons at All Saints' Episcopal... Listed as a four-star recruit by Scout, ESPN and PrepStar... Invited to the 2016 U.S. Army All-American Bowl and Semper Fidelis All-American Game... Registered 64 tackles and 4.5 sacks as a senior... Named a 2015 all-Southwest Preparatory Conference first-team selection... Helped All Saints' Episcopal to three State titles and three conference titles... Also lettered two seasons in basketball.

WILLIAMS CAREER STATISTICS

	-----TACKLES-----					SACKS-	----PASS DEF.-----		FUMBLES-			
	GP	GS	Solo	Asst	Total	TFL-Yds	No-Yards	Int-Yds	BrUp	QBH	Rcv-Yds	FF
2017 (Fr.)	13	0	0	6	6	0-0	0-0	0-0	0	0	0-0	0
2018 (So.)	13	13	23	19	42	2.0-5	1.0-3	0-0	0	0	0-0	0
2019 (Jr.)	12	12	12	12	24	6.0-21	1.0-8	0-0	0	2	0-0	0
2020 (Sr.)	7	4	3	3	6	0-0	0-0	0-0	0	0	0-0	0
Career	45	29	38	40	78	6.0-26	2.0-11	0-0	0	2	0-0	0



MIKE WILLIAMS



SONNY DYKES

HEAD COACH
TEXAS TECH, 1993
COACHDYKES

In just three seasons on the Hilltop, Sonny Dykes has transformed SMU Football into a conference championship contender and launched them into the Top 25.

Dykes was named Head Football Coach at SMU on Dec. 11, 2017, arriving on the Hilltop after head coaching stints at Cal and Louisiana Tech.

Year three under Dykes saw the Mustangs earn a bid to the Frisco Bowl and finish 7-3, bringing Dykes' record on the Hilltop to 22-14. He became just the fourth Mustang head coach to win 20 games in his first three seasons at the helm of the program (Matty Bell, Ray Morrison & Bobby Collins). The seven wins were the first in back-to-back seasons since the 2011-12 seasons, and the bowl bid was the second in three seasons under Dykes. The Mustangs reached No. 16 in both the AP and Coaches Polls during the season and were ranked or receiving votes in at least one poll every week in 2020.

SMU earned top-10 national rankings in fumbles recovered (8th, 10) and red zone offense (9th, .920) and were in the top 20 in total offense (12th, 494.5), passing offense (13th, 318.0), scoring offense (15th, 38.6) and third down conversion % (19th, .469). The Mustangs registered 500 yards of total offense in six of 10 games and finished 46-of-50 (92%) in the red zone, going perfect in seven games.

Brandon Stephens (3rd round) and Kylan Granson (4th round) were selected in the 2021 NFL Draft, while Shane Buechele and Chris Naggar went on to sign as undrafted free agents.

In year two, Dykes led SMU to an historic season that saw the Mustangs go 10-3, winning the most games since 1984 and earning their highest national ranking (15/14) since 1985. The 10 wins doubled the Mustangs' win total from 2018 and was just the sixth 10-win season in program history. The six conference wins (6-2) were the most in a season since SMU went 6-2 in 2010.

The Mustangs set season records in scoring (544), scoring average (41.8), total yards (6,368), total yards per game (489.8), total plays (1,037), rushing TDS (35), total first downs (322) and total TDs (73), while tying the passing TDs record (35).

Dykes led SMU to national rankings of seventh in scoring offense (41.8), ninth in total offense (489.8) and 13th in passing offense (309.0). The Mustangs' highest ranking in those categories the previous season was 27th in passing offense, while neither scoring or total ranked inside the top 50. Defensively, SMU was the FBS statistical champion for sacks per game (3.92), and ranked third in tackles per loss (8.5). SMU's 51 sacks and 111 TFLs were program records.

Dykes was named one of nine finalists for the 2019 Eddie Robinson Coach of the Year Award by the Football Writers Association of America and one of 10 finalists for the Paul "Bear" Bryant Award. He was also a semifinalist for the George Munger Coach of the Year Award and was on the watch list for the Dodd Trophy Coach of the Year Award.

Following the season, James Proche earned second-team All-America honors from the FWAA, five Mustangs were named to All-Star Bowls and nine student-athletes were selected to All-AAC teams, the most since 2011. Proche (Biletnikoff, Earl Campbell), Shane Buechele (Maxwell, Davey O'Brien, Earl Campbell) and Xavier Jones (Doak Walker, Campbell) were all semifinalists for major collegiate awards, while Buechele was one of five finalists for the Earl Campbell Tyler Rose Award.

Proche was selected by the Baltimore Ravens in the sixth round of the 2020 NFL Draft, while Ryan Becker (Arizona), Rodney Clemons (Kansas City), Xavier Jones (LA Rams) and Delontae Scott (Green Bay) all agreed to terms as undrafted free agents.

DYKES COACHING EXPERIENCE

1995-96	Navarro College (Running Backs/Quarterbacks)
1997	Kentucky (GA - Special Teams/Wide Receivers)
1998	Northeast Louisiana (Wide Receivers)
1999	Kentucky (Special Teams/Wide Receivers)
2000-06	Texas Tech (Wide Receivers ('00-'04); Co-Offensive Coordinator/Wide Receivers ('05-'06))
2007-09	Arizona (Offensive Coordinator/Quarterbacks)
2010-12	Louisiana Tech (Head Coach)
2013-16	Cal (Head Coach)
2017	TCU (Offensive Analyst)
2017*-	SMU (Head Coach)

*Coached 2017 Frisco Bowl

In his first season on the Hilltop, Dykes guided the Mustangs to a 5-7 record, going 4-4 in American Athletic Conference play. The season included his first win as SMU Head Coach, a 31-30 overtime victory over Navy at home, and a 45-31 win over then-No. 17 Houston at Ford Stadium.

The Mustangs boasted one of the most explosive offenses in school history and a vastly-improved defense. Following the year, Dykes and staff inked a recruiting class that ranked among the best in the league.

Proche was named a first-team All-AAC selection, and finished the season ranked fifth nationally in receptions per game (7.8), seventh in receiving touchdowns (12) and ninth in receiving yards (1,199). Richard Moore registered 92 tackles and had a team-leading 5.0 sacks to earn AAC honorable mention accolades. He also added 13.5 TFLs, five quarterback hurries and a forced fumble.

Dykes spent four seasons at Cal (2013-16) and three seasons at Louisiana Tech (2010-12). He served as an offensive analyst at TCU in 2017.

At Cal, Dykes returned the school's football program to national prominence and a post-season bowl game. Inheriting a team that went 3-9 in the season before his arrival, Dykes had the Bears at 8-5 just three seasons later, capping the 2015 season with a win over Air Force at the Lockheed Martin Armed Forces Bowl.

In his final season at Cal in 2016, Dykes led several Bears to national honors. Wideout Demetris Robertson earned Freshman All-America honors, as he hauled in 50 catches for 767 yards to break DeSean Jackson's freshman school records. Fellow wide receiver Chad Hansen was a first-team All-Pac-12 selection, and at the end of the regular season, Hansen ranked second in the country in receiving yards per game (124.9) and third in receptions per game (9.2) as well as seventh nationally in receptions (92) and 11th in receiving yards (1,249) despite missing two contests due to injury. Quarterback Davis Webb was honored as Athlon Sports' Pac-12 Newcomer of the Year, was a Davey O'Brien National Quarterback Award and Earl Campbell Tyler Rose Award semifinalist, and made the cut to the final 15 for the Johnny Unitas Golden Arm Award. Webb completed 382-of-620 passes (61.6%) for 4,295 yards with 37 passing touchdowns. He ranked among the nation's leaders in nearly every passing category and set Cal single-season records for passing attempts, completions and total plays, and equaled single-season school marks for most touchdowns responsible for and 300-yard passing games.



Cal's eight wins in 2015 marked the school's most victories since 2009. Cal began the 2015 season with five straight victories to mark the program's best start since 2007 before dropping four of their next five games to teams that were all ranked in the top 10 at some point in 2015, including top-five foes Oregon and Utah, with four of those five contests on the road. Cal finished strong, though, with three wins in its final four contests. At one point, the Bears were ranked for four consecutive weeks, moving as high as No. 19 in the Coaches Poll and No. 20 in the AP Top 25 in Week 7. Cal's national rankings were its first since 2010 (Coaches Poll) and 2009 (AP Top 25). Cal's offense flourished in 2015, setting numerous records, including single-season school marks in passing yardage (4,892), passing yards per game (376.3 ypg), passing touchdowns (44), total offense (6,879), total yards per game (529.2 ypg), total touchdowns (63), first downs (341) and first downs passing (201), as well as a modern-era record for points (493), with all the marks previously set in 2013 or 2014 under Dykes. Cal ranked third nationally in passing offense, eighth in total offense and 17th in scoring offense, and became the first college football team in recorded history to have six players with 40 or more receptions and three 500-yard rushers in the same season. For his efforts, Dykes was named to the midseason watch list for the 2015 Dodd Trophy.

The 2015 season was also the last in the Bay area for quarterback and NFL No. 1 Draft pick Jared Goff, who set 26 school records from 2013-15, including career marks for passing yardage (12,220), touchdown passes (96), total offense (12,086) and completions (977). In 2015, Goff ranked second nationally in passing yards per game (363.0), one of 10 categories in which he rated among the top 20 nationally. Goff was the first Cal quarterback to earn first-team All-Pac-12 honors since Aaron Rodgers in 2004, was a semifinalist for the Davey O'Brien National Quarterback Award and was Cal's Most Outstanding Player in the Armed Forces Bowl.

Cal finished the 2014 season with a 5-7 overall record and set or equaled nine single-season school or modern-era school records on the offensive side of the ball. Cal established then-single-season records for passing yards (4,152), passing touchdowns (37), total yards per game (495.2 ypg) and first downs passing (188), as well as then-modern-era school records for points (459), scoring average (38.2 ppg) and touchdowns (61) that were all broken in 2015. In addition, the Bears became the first Cal team in the modern era to score 55 or more points in a game three times, including 40 or more on five occasions and 30 or more 10 times. Cal ranked in the top 25 nationally in a seven offensive categories including passing offense (6th, 346.0 ypg), scoring offense (10th, 38.3 ppg), total offense (13th, 495.2 ypg) and team passing efficiency (24th, 145.77). Cal was able to achieve all of this with 42 players seeing action for the first time in their Cal career including 23 freshmen and 19 other players appearing for the first time in their Cal careers.

Despite being an inexperienced unit that was the nation's second-youngest to start the season and battling injuries that caused players on the preseason depth chart to miss 138 games, Cal still set then-school records in 2013 for single-season passing yards (3,977), pass completions (368) and total plays (1,046). The passing offense finished 10th in the nation with an average of 331.4 yards per game.

In all, Cal's turnaround off the field was just as impressive over Dykes' tenure, as evidenced by a single-season Academic Progress Rate (APR) score of 997 in 2016. After successive one-year scores under 930 in the two years before Dykes arrived on campus, the rates for the football program under Dykes were 969, 946, 997 and 991, registering Cal Football's best-ever four-year APR with a score of 978, up 33 points over the his four years at the helm.

Dykes came to Cal after spending three seasons at Louisiana Tech where he directed an offense that led the nation in both scoring offense (51.50 ppg) and total offense (577.92 ypg) during his final campaign at the helm in 2012. He spent three seasons as head coach for the Bulldogs, compiling a 22-15 overall record and winning 16 of 17 regular-season games during one stretch over the 2011 and 2012 schedules.

The Bulldogs were 4-8 the year before he arrived in 2009, then proceeded to finish 5-7, 8-5 and 9-3 in successive campaigns. In 2011, Louisiana Tech won seven consecutive games to capture the Western Athletic Conference title – the team's first league championship in a decade – and a berth in the Poinsettia Bowl. For his work, Dykes was named the WAC Coach of the Year.

Dykes' 2012 Louisiana Tech team had road victories over Illinois, Houston and Virginia. The Bulldogs also lost a narrow 59-57 decision to a Johnny Manziel-led Texas A&M team that later defeated top-ranked Alabama and earned a spot in the Cotton Bowl. Louisiana Tech reached as high as No. 18 in the national polls according to USA Today and was No. 19 in



the AP Top 25 after jumping out to a 9-1 start. Bulldog quarterback Colby Cameron was named the 2012 WAC Offensive Player of the Year and earned the Sammy Baugh Award that is presented to college football's top passer by The Touchdown Club of Columbus.

Dykes' high-energy style of offense produced a prolific unit that, in addition to leading the nation in both scoring offense and total offense in 2012, produced the fifth-highest per-game scoring average ever by a team in the Football Bowl Subdivision (FBS). The squad also finished among the NCAA's top 20 in passing offense (3rd, 350.75 ypg), sacks allowed (7th, 0.83 per game), turnover margin (10th, +1.08 per game) and rushing offense (17th, 227.17 ypg). The Bulldogs scored more than 40 points in 11 of 12 games and over 50 points on eight occasions.

Dykes, the son of former longtime Texas Tech coach Spike Dykes, boasts a resume that includes additional stops in the Pac-12, Big 12 and SEC, where he served under head coaches Mike Stoops (Arizona), Mike Leach (Texas Tech) and Hal Mumme (Kentucky).

As offensive coordinator and quarterbacks coach at Arizona for three seasons from 2007-09, Dykes helped the Wildcats to the 2008 Las Vegas Bowl and 2009 Holiday Bowl after Arizona had not reached the postseason for 10 years. Arizona posted marks of 8-5 both seasons and tied for second in what was then the Pac-10 in 2009 with a 6-3 league mark.

Under his direction, Arizona offenses established five single-season records. The Wildcats ranked 10th nationally in passing yards in 2007 (308.50 ypg), as well as 16th in scoring (36.62 ppg) and 33rd in total offense in 2008 (402.38 ypg).

Prior to his tenure at Arizona, Dykes spent seven seasons at his alma mater Texas Tech, serving as receivers coach from 2000-04 and adding the title of co-offensive coordinator from 2005-06. The Red Raiders made seven straight postseason appearances and won 56 games during the span, including four postseason victories over his last five seasons in the Tangerine, Houston, Holiday and Insight bowls. In 2006, Dykes received the Mike Campbell Top Assistant Coach Award from the American Football Coaches Association, the same year he was recognized as one of the top 25 recruiters in the country by Rivals.

Dykes began his collegiate coaching career with a two-year stint (1995-96) at Navarro College in Corsicana, Texas. He also was a baseball assistant at Monahans High School in Texas in 1994 and a football assistant at Richardson's J.J. Pearce High School in 1995.

Born in Big Spring, Texas, Dykes received his bachelor's degree in history from Texas Tech in 1993 and was a member of the Red Raider baseball team for two seasons. He is married to the former Kate Golding and they have two daughters, Alta (Ally) and Charlotte (Charlie), and a son, Daniel.



JIM LEAVITT

DEFENSIVE COORDINATOR
MISSOURI, 1978
COACHJIMLEAVITT

Jim Leavitt was hired as Defensive Coordinator on Jan. 27, 2021. With over 40 years of coaching experience at the NCAA and professional levels, Leavitt joins the Mustangs from FAU, where he most recently served in the same position since December 2019.

The Owls finished the 2020 season ranked fifth nationally in red zone defense (.696), 10th in scoring defense (17.4), 16th in pass defense (188.2 YPG) and 24th in total defense (342.8 YPG). FAU also finished with 25 sacks in just nine games. Leavitt helped the Owls to an appearance in the 2020 Montgomery Bowl.

Prior to his time at FAU, Leavitt spent one season at Florida State where he was hired as a defensive analyst before transitioning to linebackers coach.

Leavitt spent 2016-17 at Oregon where he was the Defensive Coordinator and linebackers coach. Oregon had the second most improved defense in the country in 2016 during his time there.

As Defensive Coordinator and linebackers coach at Colorado (2015-16) Leavitt was named a finalist for the Broyles Award, honoring the nation's top assistant coach, and was the FootballScoop Defensive Coordinator of the Year. He helped the Buffaloes to an appearance in the 2016 Pac-12 title game and a ranking as the top defense in the Pac 12.

Colorado finished the 2016 season ranked eighth nationally in yards per play (4.69), 17th in total defense (328.3 ypg) 13th in passing defense (182.5 ypg) and 18th in scoring defense (20.5 ppg).

Leavitt spent 2011-14 in the NFL, where he produced a pair of All-Pro selections as linebackers coach for the San Francisco 49ers. During his time, the 49ers went to three NFC Championship games and made an appearance in Super Bowl XLVII.

In 1996, Leavitt was hired as USF's first head coach. In four years competing at the FCS level, the Bulls went 27-17 and were ranked for 24 consecutive weeks before making the jump to the FBS level as an independent in 2001. Leavitt took USF to five bowl games, winning three, and had the Bulls ranked as high as No. 2 in the polls in 2007. Overall, he posted 11 winning seasons in 13 years and amassed a 95-57 record.

In 1990, he joined the staff at Kansas State working with linebackers for two seasons before teaming up with Bob Stoops as Co-Defensive Coordinator. He was instrumental in the Wildcats' turnaround, helping them to a 45-23-1 mark and three bowl appearances in six seasons, and turning the nation's 93rd-ranked defense into the nation's best. He also helped produce four first-team All-Americans.

The first FBS stop for Leavitt came in 1988 when he spent two seasons as an intern/graduate assistant at Iowa. While there, he worked on his Ph.D. in Psychology.

Leavitt started his full-time career at Dubuque (1980-81) where he served as Defensive Coordinator and linebackers coach, as well as the head track and strength coach. He went on to spend five seasons at Morningside College as Special Teams Coordinator and DC. He also served as head track coach and was named Track Coach of the Year after finishing 11th nationally at San Angelo State.

Leavitt played both football (1974-77) and baseball at Missouri where he earned a bachelors in behavioral science and health education in 1978 before going on to complete his master's in counseling. He went on to serve as a graduate assistant there in 1978. He was all-conference in football and baseball, leading the Big Eight in hitting percentage (.386). He helped lead Missouri to a Big Eight Championship beating Oklahoma.

He and wife, Jody, have two daughters, Sofia and Isabella.

LEAVITT COACHING EXPERIENCE

1978-79	Missouri (Graduate Assistant)
1980-81	Dubuque (Defensive Coordinator / Linebackers)
1982-87	Morningside (Special Teams ('82), Defensive Coordinator ('83-'87))
1988-89	Iowa (Intern ('88), Graduate Assistant ('89))
1990-95	Kansas State (Linebackers ('90-'91), co-Defensive Coord./LB ('92-'95))
1997-2009	South Florida (Head Coach)
2011-14	San Francisco 49ers (Linebackers)
2015-16	Colorado (Defensive Coordinator / Linebackers)
2017-18	Oregon (Defensive Coordinator / Linebackers)
2019	Florida State (Analyst)
2020	FAU (Defensive Coordinator)
2021-	SMU (Defensive Coordinator)



GARRETT RILEY

OFFENSIVE COORDINATOR/QUARTERBACKS

TEXAS TECH, 2012

COACHGRILEY

Garrett Riley joined the Mustang football staff as Offensive Coordinator and quarterbacks coach in January of 2020.

In his first season on the Hilltop, Riley mentored Senior CLASS Award Second-Team All-American quarterback Shane Buechele. Buechele finished in the top 15 for the Johnny Unitas Golden Arm Award, was part of the Davey O'Brien QB Class of 2020 and was a semifinalist for the Earl Campbell Tyler Rose Award. He was listed on Maxwell, Manning, CFPA Award and Wuerffel Trophy Watch Lists, and was also selected to play in the East-West Shrine and Hula Bowls. Buechele signed as an undrafted free agent with the Kansas City Chiefs.

SMU ranked ninth in red zone offense (.920) and were in the top 20 in total offense (12th, 494.5), passing offense (13th, 318.0), scoring offense (15th, 38.6) and third down conversion % (19th, .469). The Mustangs registered 500 yards of total offense in six of 10 games and finished 46-of-50 (92%) in the red zone, going perfect in seven games.

In all, four offensive players earned all-conference honors, led by FWAA Freshman All-America selection Ulysses Bentley IV.

Riley was named to the AFCA 35 Under 35 Coaches Leadership Institute.

Riley arrived on the Hilltop after spending the 2019 season as running backs coach at Appalachian State, and was set to be promoted to Offensive Coordinator. The Mountaineers went 13-1 that season, including a Sun Belt Championship and a win in the R+L Carriers New Orleans Bowl over UAB. Riley mentored Darrynton Evans to Sun Belt Offensive Player of the Year honors after posting 1,740 all-purpose yards, including 1,250 rushing yards and 20 touchdowns. Evans was a third round selection by the Tennessee Titans in the 2020 NFL Draft.

Prior to his time at Appalachian State, Riley spent three seasons at Kansas (2016-18) in various capacities.

From 2013-15, Riley worked with the offense at ECU, spending the 2015 season as the outside receivers coach and 2013 and 2014 as an offensive assistant. While with the Pirates, Riley coached standout receiver Zay Jones, who caught 98 passes for 1,009 yards in 2015 and went on to set the NCAA FBS career record with 399 receptions. Jones was selected 37th overall by the Buffalo Bills in the 2017 NFL Draft.

Riley got his start in the collegiate ranks in 2012 as running backs coach at Augustana College (Ill.), and prior to that was a quarterbacks and passing game assistant at Roosevelt High School in Lubbock, Texas, in 2011.

A 2012 graduate of Texas Tech with a degree in general business, Riley played for the Red Raiders in 2008 and 2009 before transferring to Stephen F. Austin for the 2010 season. Riley played in 11 games, helping the Lumberjacks to a 9-3 record and Southland Conference Championship.

Riley and wife Lindsay have two sons, Gibson and Greyson.

RILEY COACHING EXPERIENCE

2011	Roosevelt High School (TX) (Quarterbacks / Passing Game Asst.)
2012	Augustana College (Running Backs)
2013-15	ECU (Offensive Assistant ('13-'14), Outside Receivers ('15))
2016-18	Kansas (Analyst ('16), Quarterbacks ('17), Fullbacks ('18))
2019	Appalachian State (Running Backs)
2020-	SMU (Offensive Coordinator / Quarterbacks)





A.J. RICKER

CO-OFFENSIVE COORDINATOR/OFFENSIVE LINE

MISSOURI, 2004

COACHRICKEROL

A.J. Ricker joined the Mustang staff in January of 2019 as offensive line coach and added Co-Offensive Coordinator duties to his resume in January of 2020.

Year two for the Broyles Award nominee saw a pair of Mustangs named to National Watch Lists in Jaylon Thomas (Outland Trophy) and Alan Ali (Rimington Trophy). Thomas went on to earn All-AAC second-team honors along with Hayden Howerton.

The Mustangs finished the season ranked ninth nationally (1st AAC) in red zone offense (.920), 13th in passing offense (318.0) and 15th in scoring offense (38.6).

In his first season, Ricker helped lead the offense to national rankings of seventh in scoring offense (41.8), ninth in total offense (489.8) and 13th in passing offense (309.0). The Mustangs' highest ranking in those categories the previous season was 27th in passing offense, while neither scoring or total ranked inside the top 50. Overall, SMU ranked 14th in the FBS in sacks allowed (1.31), giving up only 17 on the season.

Ricker came to the Hilltop after serving in the same capacity at Kansas in 2018, and served in an offensive analyst capacity at Oklahoma State in 2017 and Houston in 2016.

While at OSU, the Cowboys posted the nation's top passing offense with 389.2 yards per game, and ranked second nationally in total offense (568.9). In 2016, Houston ranked 17th in passing offense (296.3) and 26th in scoring offense (35.6).

He spent two seasons (2014-15) coaching the offensive line at his alma mater, Missouri, helping the Tigers to an SEC Eastern Division Title in 2014. Mizzou registered 5,138 yards of total offense that season, including 2,648 passing yards and 2,490 on the ground.

While at Mizzou, Ricker mentored 2015 NFL Draft pick Mitch Morse, who was selected by the Kansas City Chiefs in the second round. Morse has started all 49 games played in four seasons with the Chiefs. He also guided Even Boehm to a fourth-round selection by the Arizona Cardinals in 2016.

Prior to his time at Mizzou, Ricker served as a graduate assistant at Western Michigan during the 2006 and 2007 seasons, before going on to coach in a full-time assistant role with the offensive line in 2008.

He served in the same capacity at St. Joseph's College (Ind.) in 2009 and was promoted to head coach in 2010. Ricker then returned to Western Michigan (2011-12) to serve as the offensive line coach and run game coordinator. In 2013, he was the offensive line coach at Illinois.

Ricker was an all-conference center at Missouri from 2000-03, and served as a team captain for two seasons. He started a then-program record 47 consecutive games and was part of Mizzou's first bowl-eligible team since 1998.

He earned a degree in agriculture in 2004 and went on to sign a free agent contract with the Chicago Bears before being allocated to the Rhein Fire of NFL Europe in 2005. Ricker retired from playing in 2007 after being a member of the Tampa Bay Storm in the Arena League since 2006.

He and his wife, Lauren, have two sons, Andrew and Luke, and one daughter, Carly.

RICKER COACHING EXPERIENCE

2006-07	Western Michigan (Graduate Assistant)
2008	Western Michigan (Assistant Coach - Offense)
2009	St. Joseph's College (Offensive Line)
2010	St. Joseph's College (Head Coach)
2011-12	Western Michigan (Offensive Line)
2013	Illinois (Offensive Line)
2014-15	Missouri (Offensive Line)
2016	Houston (Offensive Analyst)
2017	Oklahoma State (Offensive Analyst)
2018	Kansas (Offensive Line)
2019-	SMU (Offensive Line ('19), Co-Offensive Coordinator / Offensive Line ('20))





RA'SHAAD SAMPLES

**ASSISTANT HEAD COACH/RUNNING BACKS
HOUSTON, 2017**

RASHAADSAMPLES

Ra'Shaad Samples serves as assistant head coach and running backs coach for the Mustangs. Samples arrived on the Hilltop in July of 2019, working as an assistant on offense. He transitioned into the role of running backs coach and recruiting coordinator in February of 2020.

As running backs coach, Samples helped Ulysses Bentley IV to FWAA Freshman All-America honors (the first Mustang in history) and AAC Rookie of the Year honors in 2020. The redshirt freshman was also a member of the Doak Walker and CFPA Award Watch Lists.

Bentley IV led the league with 913 rushing yards and 11 rushing touchdowns in 10 games. His 11 rushing TDs set the SMU freshman single-season record and his 913 rushing yards in the regular season were over 200 more than any other player in the conference. His rushing TD and total TD totals ranked 17th nationally, while his rushing yards were 18th, and his 12 total TDs made him one of only two freshmen nationally with 10+ total TDs.

Samples also developed Burlsworth Trophy nominee Tyler Lavine, a walk-on who had a career season as a redshirt-sophomore in 2020. Lavine finished with 61 carries, 310 yards and five TDs on 5.1 yards per carry.

The Mustangs' 2021 recruiting class is the highest-ranked in program history and features the highest signee for SMU. It also boasts the highest average recruiting rating in the American Athletic Conference and is better than 16 Power 5 programs.

Samples finished as the No. 1 recruiter in the conference (247sports), after the December Signing Day period, landing him as a top-30 recruiter in the country among the Power 5 and Group of 5. Among Group of 5 schools, Samples was the nation's top recruiter.

During the 2020 season, Samples was listed among 247Sports' 30-Under-30 list and was on the Dave Campbell's 40 Under 40 list in 2021.

In his first season on the Hilltop, Samples helped mentor FWAA Second-Team All-American and First-Team All-AAC selection James Proche, who led the nation with 111 receptions. Proche's 8.5 receptions per game ranked second nationally, while his 15 receiving TDs were fourth. Both his receiving yards (1,225) and receiving yards per game (94.2) ranked in the top 20.

The senior was also a semifinalist for the Biletnikoff and Earl Campbell Tyler Rose Awards, and was a member of the Maxwell and Paul Hornung Award Watch Lists.

In the run game, Doak Walker semifinalist and all-conference selection Xavier Jones topped FBS statistical honors for points per game (11.5) and rushing touchdowns (23). Jones was also second nationally in total TDs with 25 and third nationally in total points scored with 150. His rushing yards (1,276) and rushing yards per game (98.2) were also in the FBS top 25. Jones' season points, rushing TDs and total TDs were all SMU records.

Proche was selected in the sixth round of the 2020 NFL Draft by the Baltimore Ravens, while Jones and tight end Ryan Becker went on to sign undrafted free agent deals.

Prior to arriving on the Hilltop, Samples worked at the University of Texas since February 2018. While with the Longhorns, Samples was as an on-campus recruiter and an assistant wide receivers coach. He was vital in the development of receivers Devin Duvernay and Lil' Jordan Humphrey. Samples also played an important role in the Longhorns' recruiting success.

Prior to his stint at Texas, Samples spent two years as an offensive assistant at the University of Houston in 2016 and 2017 working with the running backs and receivers (2016) under Darrell Wyatt and working with the quarterbacks (2017) under Brian Johnson.

SAMPLES COACHING EXPERIENCE


2016-17	Houston (Offensive Assistant)
2018	Texas (Wide Receivers)
2019-	SMU (Assistant Coach ('19), Running Backs / Recruiting Coordinator ('20), Assistant Head Coach / Running Backs ('21))

He played a role in the mentorship of Kyle Allen, D'Eriq King and Marquez Stevenson.

Samples played in six games at Oklahoma State in 2014 as a redshirt freshman, registering three catches for 11 yards. In 2015, he transferred to Houston, and sat out the 2015 season due to transfer obligations and the 2016 season due to injury.

He caught 62 passes for 1,072 yards and 23 touchdowns as a senior under his father Reginald Samples at Skyline High School. As a junior, Samples hauled in 19 touchdowns off 65 catches for 1,369 yards. A four-star prospect by ESPN, Rivals and Scout, Samples was a two-time first-team all-area selection by the Dallas Morning News and was the No. 19 ranked receiver nationally by ESPN. He was also a second-team AP All-State selection and was ranked as the No. 20 overall player in the state of Texas in 2013.





DAVID GRU

WIDE RECEIVERS
LOUISIANA TECH, 2012

DAVIDGRUSMU

David Gru joined the Mustang staff in January of 2018 and serves as wide receivers coach.

Gru's wide receiver group continued to impress in 2020, with a pair of Mustangs listed on the Biletnikoff Award Watch List (Reggie Roberson, Jr. & Rashee Rice). Roberson, Jr. was also named a preseason All-America selection by Phil Steele's Magazine.

SMU was the only school in The American to have five players with at least one 100-yard receiving performance in 2020, and the Mustangs produced multiple 100-yard receivers in three games in 2020.

Gru mentored James Proche to FWAA Second-Team All-America honors after finishing the 2019 season with an FBS-leading 111 receptions. Proche's 8.5 receptions per game ranked second nationally, while his 15 receiving TDs were fourth. Both his receiving yards (1,225) and receiving yards per game (94.2) ranked in the top 20.

Proche ranked first on the FBS career active lists for receptions, receiving yards and receiving touchdowns in 2019 and finished his career as SMU's all-time leader in all three categories.

He was also a semifinalist for the Biletnikoff and Earl Campbell Tyler Rose Awards, and was a member of the Maxwell and Paul Hornung Award Watch Lists and was a unanimous first-team All-AAC selection. Proche was selected in the sixth round of the 2020 NFL Draft by the Baltimore Ravens.

In 2018, Proche earned Biletnikoff Watch List and first-team All-AAC honors. He finished the season ranked fifth nationally in receptions per game (7.8), seventh in receiving touchdowns (12) and ninth in receiving yards (1,199).

Gru spent the 2017 season at TCU as an offensive analyst and worked with quarterbacks. The Horned Frogs posted an 11-win season in 2017, reaching as high as No. 4 in the National rankings, and defeated Stanford in the Valero Alamo Bowl. TCU also made an appearance in the Big 12 Championship.

Prior to his time at TCU, Gru served as a graduate assistant working with quarterbacks and wide receivers at California where he helped mentor No. 1 NFL Draft pick Jared Goff, as well as draft selections Kenny Lawler, Trevor Davis and Chad Hansen. Lawler was a first-team All-Pac 12 selection, while Hansen earned mid-season All-America honors as well as a first-team all-conference nod. Gru also mentored freshman All-America selection Demetris Robertson.

Cal improved on its national rankings in passing offense and total offense each year from 2013-2015, while ranking in the top 10 in both during his final season.

Gru played three seasons at wide receiver for Louisiana Tech (2010-12). The Bulldogs earned a berth to the 2011 Poinsettia Bowl after winning the Western Athletic Conference.

Gru received his bachelor's degree in business finance from Louisiana Tech in 2012 and went on to earn a master's degree in public health from Cal in 2015.

Gru and wife Rachel have one son, Owen.

GRU COACHING EXPERIENCE

2013-16	California (Graduate Assistant / Quarterbacks & Wide Receivers)
2017	TCU (Offensive Analyst / Quarterbacks)
2018-	SMU (Wide Receivers)





TREY HAVERTY

SAFETIES
TEXAS TECH, 2004
TREYHAVERTY

Trey Haverty joined SMU's staff in January of 2018 and coaches the Mustang safeties.

In 2019, Haverty coached Rodney Clemons to second-team All-American Athletic Conference honors after ranking second in the league with four interceptions. The senior also had 78 tackles, including three for loss, nine break ups, a forced fumble, a fumble recovery and a blocked kick. He earned invites to the Hula Bowl and Shrine Bowl. Clemons agreed to terms as an undrafted free agent with the Kansas City Chiefs following the 2020 NFL Draft.

After losing Clemons to graduation and Trevor Denbow to the linebacker position following 2019, Haverty led a young safety unit in 2020.

Haverty came to the Hilltop after spending a season as the defensive quality control coach, working with linebackers, at the University of Texas. In 2016, Haverty served as the Defensive Coordinator at Lamar.

Prior to working with the Cardinals, Haverty spent three seasons coaching at his alma mater, Texas Tech. He worked with safeties and was the special teams coordinator in 2013 and 2014, before making the move to outside linebackers in 2015. In his three seasons with the Red Raiders, the team made two bowl appearances.

During the 2011 and 2012 seasons, Haverty coached safeties and wide receivers at TCU, helping the Horned Frogs to two bowl berths and a transition to the Big 12. The stop was his second in Fort Worth after spending three seasons (2007-09) as a graduate assistant with the Horned Frog defense. In his final two seasons as a GA, TCU went 23-3, with the No. 1-ranked defense in the country, and earned a berth to the Fiesta Bowl.

In 2010, Haverty served as the Defensive Coordinator at Millsaps College.

Haverty began his coaching career in 2005 coaching wide receivers at Midlothian High School. In 2006, Haverty began his collegiate coaching career working with the receivers at Cisco Junior College.

A four-year letterwinner at Texas Tech, Haverty began his playing career as a walk-on and went on to lead the Big 12 in receptions as a senior and earn second-team All-America honors from Sports Illustrated and third-team honors from the Associated Press.

Haverty earned his bachelor's degree from Tech in 2004 before going on to complete his master's at TCU in 2009. He and wife Christy have two children, Tripp and Blakely.

HAVERTY COACHING EXPERIENCE

2005	Midlothian HS (Wide Receivers)
2006	Cisco JC (Wide Receivers)
2007-09	TCU (Graduate Assistant - Defense)
2010	Millsaps College (Defensive Coordinator)
2011-12	TCU (Safeties & Wide Receivers)
2013-15	Texas Tech (Safeties & Special Teams Coordinator ('13-'14) Linebackers ('15))
2016	Lamar (Defensive Coordinator)
2017	Texas (Defensive Quality Control)
2018-	SMU (Safeties)





JOSH MARTIN

TIGHT ENDS
TARLETON STATE, 2011
 **JOSHMARTINSMU**

Josh Martin joined the SMU staff in February 2018 and serves as tight ends coach. He came to the Hilltop after four seasons at Arizona State.

In 2020, Martin mentored tight end Kylen Granson, who was named to the Biletnikoff Award Watch List and earned first-team All-AAC honors. After only two seasons on the Hilltop, Granson finished his career as one of the top tight ends in program history, setting the career receiving TD record by a tight end with 14 and ranking second in yards (1,257) and receptions (78) for a tight end. Granson earned invites to the Senior and East-West Shrine Bowls and went on to be selected in the fourth round of the 2021 NFL Draft by the Indianapolis Colts.

During the 2019 season, Granson earned second-team All-AAC honors, leading all FBS tight ends in TDs (9) and yards per catch (17.4), while ranking sixth in total yards (628). Ryan Becker agreed to terms as an undrafted free agent with the Arizona Cardinals and went on to sign with the Atlanta Falcons.

Prior to coming to the Hilltop, Martin served as a senior offensive analyst for the Sun Devils after spending 2015 as an assistant coach focusing on running backs and tight ends and 2014 as an offensive graduate assistant.

In 2014, Martin mentored a pair of All-Pac-12 selections who helped the Sun Devils to a 91-percent conversion rate on red zone trips (12th nationally) and a national ranking of 16th in points per game with 37.0.


Prior to arriving at ASU, Martin served as offensive line coach at his alma mater, Tarleton State, helping the Texans to a share of the Division II Lone Star Conference Championship in 2013. He arrived at TSU after coaching the offensive and defensive lines at Texas Tech.

A three-year starter at offensive guard and tackle, Martin graduated from Tarleton State with a degree in exercise and sports studies.

Martin and wife Lauryn have a daughter, Stella.

MARTIN COACHING EXPERIENCE

2011	Texas Tech (Offensive/Defensive Line)
2012-13	Tarleton State (Offensive Line)
2014-17	Arizona State (Senior Offensive Analyst ('16-'17), Running Backs / Tight Ends ('15), Graduate Assistant ('14))
2018-	SMU (Tight Ends / Special Teams Coordinator ('18-'19), Tight Ends ('20))





STEFAN McCLURE

CORNERBACKS
CAL, 2015

STEFANMCCLURE21

Stefan McClure came to SMU in 2019 as a defensive graduate assistant and was promoted to cornerbacks coach in March of 2021.

McClure arrived on the Hilltop after a stint in the NFL as part of the Indianapolis Colts and the Washington Football Team. He was with Indianapolis in 2016 before moving to Washington and making the 53-man roster in 2017.

In 2020, McClure helped mentor Brandon Crossley to a national ranking of eighth in interceptions with four, including one for a touchdown at Tulsa, one in overtime against Tulane and one in the end zone against Memphis. Brandon Stephens registered a team-high 11 passes defended, which led the American Athletic Conference. He went on to earn an invite to the 2021 NFL Combine and NFLPA Bowl and was selected in the third round of the 2021 NFL Draft by the Baltimore Ravens.

In 2019, SMU registered 21 takeaways, which ranked fourth in the conference. Transfer running back turned defensive back Stephens, who started all 13 games, finished second in the league with 12 pass breakups. Ar'mani Johnson also had a breakout season for SMU, finishing third in the conference with 11 PBUs.

The collegiate standout was a three-year starter at Cal and the only player in history to serve as team captain at the school for three seasons. In 2015, McClure was a member of the Wuerffel Trophy Watch List, a nominee for the Allstate AFCA Good Works Team, earned honorable mention All-Pac-12 accolades and was selected as Cal's winner of the prestigious Joe Roth Award, which honors the player who best exemplifies courage, sportsmanship and attitude. He also earned the inaugural Frank Stormont Award in 2014, honoring Cal's outstanding student-athlete from southern California.

Off the field, McClure served as a guest sideline reporter for the Pac-12 Network.

He graduated from Cal in 2015 with a degree in sociology and earned his master's in liberal studies at SMU in 2020.

McClure has a non profit foundation called "BestUFLife", which serves the youth community of Oceanside and Vista California.

McCLURE COACHING EXPERIENCE

2019- SMU (Graduate Assistant ('19-'20), Cornerbacks ('21))





KENNY PERRY

SPECIAL TEAMS COORDINATOR
HOUSTON, 1993

COACHKENNYPERRY

Kenny Perry was hired as SMU's special teams coordinator in June of 2021 after serving with the Mustangs as a special teams quality control analyst for two seasons.

Perry helped mentor 2020 American Athletic Conference Special Teams Player of the Year and Lou Groza Award Semifinalist Chris Naggar. Naggar played in all 10 games for the Mustangs and connected on 17-of-21 field goals (81%, 1st AAC) and 43-of-46 PATs. He registered 46 touchbacks on 69 kickoffs for 4,314 yards.

Naggar ranked 19th nationally and led the conference in total points scored at 94. His 17 field goals tied for fifth in a season at SMU, one off the SMU single-season record of 18. Naggar hit game-winning field goals to keep the Mustangs undefeated against No. 25/24 Memphis and Tulane.

Perry also spent two seasons as an assistant coach and special teams coordinator with the Dallas Renegades in the XFL.

Perry arrived on the Hilltop after four seasons at Kansas. He joined the staff as Co-Defensive Coordinator and Cornerbacks coach in 2015 and served as special teams and recruiting coordinator in 2018.

Prior to his time in Lawrence, Perry spent two seasons at TCU, working with cornerbacks in 2014. The Horned Frogs went 12-1, won a share of the Big 12 title and defeated No. 9 Ole Miss in the Peach Bowl. Perry mentored second-team Freshman All-American Ranthony Texada and second-team All-Big 12 honoree Kevin White.

In 2013, Perry served as TCU's director of high school relations and recruiting.

Perry was as a coach in the high school ranks from 1992-2012, serving as head coach at Sam Houston (2000-03), Haltom City (2004-05) and Arlington Bowie (2006-12). While at Bowie, Perry compiled a 67-22 record and made an appearance in the 5-A Playoffs each season.

A three-time District Coach of the Year, Perry was also named the 2007 Dallas Morning News Coach of the Year and was a six-time selection as the Dallas Cowboys Coach of the Week. In 2010, he was selected to the Board of Directors for the Texas High School Coaches Association and has also been the director of the North Texas High School Football Association.


Perry graduated from Houston in 1993 and was a four-year letterwinner for the Cougars (1988-91). He went on to serve as a graduate assistant at UH from 1992-94, working with special teams and defensive backs.

PERRY COACHING EXPERIENCE

1992-94	Houston (Graduate Assistant)
2000-03	Sam Houston HS (Head Coach)
2004-05	Haltom City (Head Coach)
2006-12	Arlington Bowie (Head Coach)
2013-14	TCU (Recruiting Coordinator ('13), Cornerbacks ('14))
2015-18	Kansas (Co-Defensive Coordinator / Defensive Backs ('15-'16), Special Teams / Recruiting Coordinator ('17-'18))
2019-	SMU (Analyst ('19-'20), Special Teams Coordinator ('21))



CHIDERA UZO-DIRIBE

DEFENSIVE LINE
COLORADO, 2014
 **COACHDIRIBE96**

Chidera Uzo-Diribe came to the Hilltop in March of 2021 after two seasons at Kansas, most recently serving as outside linebackers coach.

Prior to working with the Jayhawks, Uzo-Diribe spent three seasons (2016-18) as a graduate assistant with the defensive line and outside linebackers at Colorado. Uzo-Diribe spent the 2016 season with Mustang Defensive Coordinator Jim Leavitt.

In the summer of 2018, he participated in the Bill Walsh NFL Diversity Coaching Fellowship Program with the San Francisco 49ers, a program created to offer minority coaches more opportunities to learn, coupled with great exposure to job opportunities. He was also named to 247Sports' most recent 30-Under-30 list.

Uzo-Diribe was a four-year letterman at Colorado and finished his career tied for sixth in sacks (20), tied for 17th in TFLs (31) and second in forced fumbles (10). In 2013, he ranked second nationally in forced fumbles with five, and was on the final watch list for the Ted Hendricks Award for the nation's top defensive end of the year, while also opening the season on the Bednarik Award Watch List. He went on to sign as a free agent with the New Orleans Saints in 2015.


Uzo-Diribe earned his bachelor's degree in communication from Colorado in 2014 and went on to complete a master's in learning sciences and human development in 2018.

Uzo-Diribe is married to wife, Hana.

UZO-DIRIBE COACHING EXPERIENCE

2016-18	Colorado (Graduate Assistant)
2019-20	Kansas (Analyst ('19), Outside Linebackers ('20))
2021-	SMU (Defensive Line)





ANTHONY CRESPINO

CHIEF OF STAFF
PITTSBURG STATE, 2012
FOURTH SEASON
ANTHONYCRESPINO


Anthony Crespino came to the Hilltop in January of 2018 after two seasons at Northwestern and oversees football operations and creative media.

Before joining the Wildcats' staff, Crespino served as the director of football operations and director of player personnel at Texas State from (2014-16). It was his second stint with the Bobcats.

Prior to his time at Texas State, Crespino was the director of player development at Penn State in the spring of 2014 and the director of operations at Western Michigan in 2013. Crespino's first stretch at Texas State was in 2012, when he served as an assistant director of football operations and recruiting coordinator.

Crespino earned a bachelor of science in business administration in 2012 from Pittsburg State, where he served in various positions in the athletics department. He went on to earn a master's of leadership in 2016 from Pitt.

Crespino is married to the former Joanna McElvoy.



JEFF JORDAN

DIRECTOR OF PLAYER PERSONNEL
TEXAS A&M, 1987
FOURTH SEASON

Jeff Jordan, who has nearly 30 years of coaching experience at the high school level in Texas, joined the SMU football staff as the director of player personnel in January of 2018.

Jordan spent 28 seasons, including 15 as head coach, at Garland High School, leading the Owls to 13 playoff appearances and the 2006 State semifinals. In 1999, he served as Defensive Coordinator for the State Championship team. He left as Garland's winningest head coach in overall victories and playoff wins. From 2000-09, Garland won 83 games, the most in a decade in school history.

In 2008, Jordan was elected into the Garland Sports Hall of Fame, and, in 2001, he coached the North Squad in the Texas High School Coaches Association (THSCA) All-Star Game. Jordan also served as the co-director of the DFW Coaches Clinic, the largest high school-only clinic in the country.

Jordan came to the Hilltop after two seasons as the director of personnel at Kansas, and also worked as an in-house scout for the Dallas Cowboys for 28 seasons where he was part of three Super Bowl Championship teams.

An All-State defensive lineman and captain, Jordan was named city player of the year in 1982 while at Amarillo High School. He walked-on at Texas A&M and was a member of the 1985 Southwest Conference Championship team.

Jordan received his bachelor's degree from Texas A&M in 1987 and master's degree from Lamar in 2009. Jordan and wife Shannon have two daughters, Abby and Carly.




TERRY GARDNER

EXECUTIVE ASSISTANT TO THE HEAD COACH
15TH SEASON

Terry Gardner begins her 15th year at SMU as the executive assistant to the head football coach. She is responsible for maintaining the head coach's calendar and correspondence, as well as all other aspects of the day-to-day office operation.

Gardner came to SMU after a decade as an executive assistant at companies in the Dallas area. Prior to that, she worked for Halliburton as a training coordinator.

Gardner and her husband Bill have three children - Breanne Bishop, Allison Lough and Brady Bishop, as well as daughter-in-law Jenni Bishop and son-in-law Sean Lough. They also have seven grandchildren - Kelby, Perry, Halle, Ryanne, Lochlyn, Evelyn and Sailor. Gardner has deep ties to SMU as her husband, father-in-law, two of her children, daughter-in-law and nephew are SMU grads.



TYLER OLKER

DIRECTOR OF RECRUITING OPERATIONS
NORTHERN COLORADO, 2014
SECOND SEASON
TYLEROLKER

Tyler Olker joined the Mustang staff in February of 2020 and serves as the Director of Recruiting Operations.

As head of recruiting operations, Olker was instrumental in the signing of the 2021 class, which is the highest-ranked in program history and features the highest signee for SMU. It also boasts the highest average recruiting rating in the American Athletic Conference and is better than 16 Power 5 programs.


ESPN's recruiting service named the 2021 class No. 1 among Group of 5 programs and No. 46 overall.

Olker came to the Hilltop after four seasons at Kansas, where he most recently served as the director of recruiting operations. While a member of the Jayhawk staff, Olker was responsible for overseeing and coordinating the daily recruiting operations and logistics within the Kansas football program.

Specifically, Olker's duties also included managing official and unofficial visits, Junior Days and summer camps. He also worked directly with the director of personnel to coordinate all updates to the recruiting database and with the creative services team and communications department in the management of the content, creation and design for social media efforts. Additionally, he served as the liaison to the compliance office as it pertained to recruiting.

Olker joined the Kansas Staff after working at the University of Northern Colorado where he served as a graduate assistant for the 2014 season. There, he worked under defensive coordinator Larry Kerr.

A native of Spring Grove, Illinois, Olker graduated from UNC with a degree in sports and exercise science in 2014 and went on to earn his master's in 2016. Olker was a two-time letterwinner, earning All-Big Sky honors, after transferring from the College of DuPage where he helped his team to a Graphic Edge Bowl victory in 2010.



SCOTT X. NADY

DIRECTOR OF COMMUNITY & RECRUITING RELATIONS
FOURTH SEASON
COACHNADY

Scott Nady is in his fourth season on the Hilltop and serves as the director of community and recruiting relations. He was born and raised in Dallas.

Coach Nady built the accomplished football program at Parish Episcopal in Dallas, Texas from scratch as the head coach for 13 years. After starting the program, he served as the architect of Parish's two state championships—in 2010 and 2014. The team took its first snap in 2007 and was State Champs in 2010, the fastest from first snap to champions in Texas state history. Prior to taking over the Parish Episcopal football team, Nady worked with Coach Dan Calcagno to resurrect the San Leandro High School football program in California. He spent a total of six years on the sidelines at San Leandro in which the last four seasons the team dominated the competition with an impressive 48-4 record.

Nady played football at University of California-Berkeley, helping the team to appearances in the Copper Bowl, Alamo Bowl and Citrus Bowl. Coach Nady is also a former Golden Glove Champion.



SARAH WOODRUFF

ASSOCIATE DIRECTOR OF FOOTBALL OPERATIONS
SMU, 2015
SECOND SEASON
SARAHWOODRUFF


Sarah Woodruff enters her second season on the Hilltop as the associate director of football operations. She served in the same capacity at Kansas in 2019.

Woodruff arrived at Kansas after spending the 2018 season at Georgia Tech as the program's recruiting operations coordinator, and was previously the executive assistant to head coach P.J. Fleck at Minnesota.

This is Woodruff's second stint at her alma mater, SMU, after serving in various capacities from 2015-17. Her roles at SMU included football recruiting and operations assistant, football operations intern and assistant event and ambassador coordinator for the university's undergraduate admission office.


In February of 2019, Woodruff participated in the NFL Women's Careers in Football Forum where she was one of forty women selected to the invite-only forum that took place during the 2019 NFL Combine.

Woodruff graduated magna cum laude from SMU in December 2015 with a B.S. in applied physiology and sport management (health management concentration, sport management minor) and a B.A. in music (piano concentration). She also completed a master's in business administration at Kansas in July of 2021.



JOURDAN BLAKE

RECRUITING COORDINATOR
FIRST SEASON
JOURDANBLAKESMU



JOE GRILZ

ASSISTANT DIRECTOR OF PLAYER PERSONNEL
PITTSBURG STATE
FOURTH SEASON
JOE_GRILZ

Joe Grilz joined the SMU staff in February of 2018 and serves as the assistant director of player personnel.

Grilz came to the Hilltop from his alma mater, Pittsburg State University (Kan.), where he worked as an equipment manager from fall 2016 to fall 2017. He also served the same role in 2014.

Between stints at Pittsburg State, Grilz worked as an equipment manager and in recruiting operations at Texas State (2015-16).

Grilz is originally a native of Girard, Kansas.



ALLIE UECKERT

ON CAMPUS RECRUITING COORDINATOR
TEXAS TECH, 2019
SECOND SEASON
ALLIEUECKERT

Allie Ueckert joined the SMU football staff prior to the 2020 season as the on campus recruiting coordinator.

Prior to arriving on the Hilltop, Ueckert served as a student assistant with the Texas Tech football program where she provided day-to-day administrative support to the staff. She also assisted with the organization and execution of official and unofficial recruiting visits.

Ueckert graduated from Texas Tech in 2019 with a degree in marketing.



LISA RAWLINS

DIRECTOR OF PLAYER DEVELOPMENT/LIFE AFTER BALL
FRESNO STATE
12TH SEASON


Rawlins arrived on the Hilltop in the Fall of 2010 after stops at UCF and OU.

Rawlins has had an extensive career at SMU, serving as both the Director for the Center for the Academic Development of Student-Athletes (ADSA), and Football Academic Advisor for the past decade. During this time, Rawlins built the academic support unit for the sports of Football and Men's and Women's Basketball. In her time, all three sports hit GPA records numerous years in a row, while consistently increasing their GPA's over time.

In June 2021, Rawlins transitioned out of academics and fully into Football as the Director of Player Development and Life After Ball (LAB).

Upon Coach Dykes' arrival at SMU and his desire to build a Life After Ball program, Rawlins knew there was potential to build a one-of-a-kind program to assist the current players. After taking the reins in early 2020, the program provides the players with the necessary career and life prep skills, fosters alumni and local connections for them, provides internship opportunities, and ultimately helps them to gain employment upon graduation.

Rawlins graduated from Fresno State with a B.A. in Psychology and her M.Ed. in Higher Education at the University of Oklahoma. Rawlins was a former Basketball and Equestrian collegiate athlete. She is married to Reggie Rawlins and is an avid runner and fitness enthusiast having completed several marathons, including Boston.



JOSH CREECH

DEFENSIVE QUALITY CONTROL ANALYST
SAM HOUSTON STATE, 2008
FOURTH SEASON
COACH_CREECH

Josh Creech is in his fourth season as part of the SMU football program, serving as a defensive quality control analyst.

Creech worked with linebackers during the 2018 and 2019 seasons, before moving to the back end to work with safeties in 2020.

In 2019, Creech was part of a defense that ranked No. 1 in the FBS for sacks per game (3.92) and in the top three in tackles for loss (8.5). The Mustangs forced 21 turnovers in 2019, ranking 34th nationally and fourth in the conference. The number included 12 fumble recoveries, which ranked in the top 10 of the FBS.

Creech helped mentor all-conference selection Pat Nelson, who set SMU's single-season sacks record with 12.0 in 2019. In 2018, Creech helped mentor Richard Moore, who earned AAC honorable mention after registering 92 tackles, 13.5 TFLs and had a team-leading 5.0 sacks.

Creech came to the Hilltop after a four-year stint as defensive coordinator and assistant head coach at Belhaven University in Jackson, Mississippi. During his time with the Blazers, Creech saw 10 of his players recognized as All-NCCAA selections.

Prior to his time at Belhaven, Creech was an assistant head coach working with linebackers at McMurry University (2011-14). He helped guide the 2012 team to a win in the Heart of Texas Bowl, and the 2011 team to the best record in school history at 9-3.

Creech graduated from Sam Houston State in 2008 with a degree in criminal justice, and went on to earn a master's in national security from the University of New Haven in 2010, where he was also a volunteer coach working with linebackers.

Creech and wife Emily have three children, Adelaide, Willie and Isla Grace.



COLBY CAMERON

OFFENSIVE QUALITY CONTROL ANALYST
LOUISIANA TECH, 2012
FOURTH SEASON
COLBYCAMERONSMU

Colby Cameron joined the Mustang staff in 2018 and serves as an offensive quality control analyst.

Cameron came to the Hilltop after spending four seasons with the Fujitsu Frontiers in Japan where he played professionally and also served as the offensive passing game coordinator and quarterbacks coach. He implemented a new offensive system that led the team to its first championship in 28 seasons, and compiled three X Bowl Championships in four seasons (2014, 2016, 2017) overall.

As a player, Cameron earned Rookie of the Year honors in 2014, and went on to be named Rice Bowl MVP in 2016 and 2017 and X Bowl MVP in 2016.

In April 2013, he signed as a free agent with the NFL's Carolina Panthers and participated in team and preseason activities.

Cameron played quarterback at Louisiana Tech from 2008-2012 and helped guide the Bulldogs to an appearance in the 2011 Poinsettia Bowl and a 2011 Western Athletic Conference Championship. The 2012 WAC Player of the Year also helped Louisiana Tech to its first national ranking in 15 years and was the 2012 Sammy Baugh Award winner as well as a Davey O'Brien Award Semifinalist and a member of both the Manning and Maxwell Award Watch Lists.

Cameron graduated in 2012 with a degree in business finance. He and wife Kelsey have one son, Anderson Jack.



BONNER BORDELON

SPECIAL TEAMS QUALITY CONTROL ANALYST
THIRD SEASON
COACHBSMU



HUNTER McWILLIAMS

OFFENSIVE QUALITY CONTROL ANALYST
TEXAS
THIRD SEASON
HLMCWILLIAMS

Hunter McWilliams joined SMU in March of 2019 as an offensive analyst working with the running backs. The Mustangs set season records in scoring (544), scoring average (41.8), total yards (6,368), total yards per game (489.8), total plays (1,037), rushing TDS (35), total first downs (322) and total TDs (73), while tying the passing TDs record (35).

In 2019, McWilliams assisted coach Chris Brasfield in mentoring Doak Walker semifinalist and all-conference selection Xavier Jones to top FBS statistical honors for points per game (11.5) and rushing touchdowns (23). Jones was also second nationally in total TDs with 25 and third nationally in total points scored with 150. His rushing yards (1,276) and rushing yards per game (98.2) were also in the FBS top 25. Jones' season points, rushing TDs and total TDs were all SMU records. Jones went on to sign an undrafted free agent deal with the LA Rams in 2020.

Prior to joining the Mustangs, McWilliams spent four seasons coaching at Navarro College in Corsicana, Texas. While coaching the receivers for head coach Cody Crill and offensive coordinator Scott Parr (2015-2017), the Bulldogs' offense averaged 315 yards passing, nearly 200 yards rushing and over 40 points per game. In 2018, McWilliams was elevated to offensive coordinator and quarterbacks coach under head coach Jim Gush. The offense continued to shine, as the 2018 Bulldogs were top five nationally in total offense, passing yards per game, 1st downs, and 3rd down conversion percentage (48%). Under the guidance of McWilliams, quarterback Parker McNeil was named first-team All-American and Conference Player of the year, while leading the Bulldogs to the SWJC playoffs and a trip to the Salt City Bowl in Hutchinson, Kansas.

He spent the 2013 and 2014 seasons at The University of California-Berkeley, where he served as offensive quality control coach under Sonny Dykes and offensive coordinator Tony Franklin. While in Berkeley, the Bears set numerous offensive records behind the arm of quarterback Jared Goff, the 1st overall pick in the 2016 NFL draft.


Prior to his stint at Cal, McWilliams worked as a graduate assistant under Dykes for three seasons at Louisiana Tech, working with the wide receivers and special teams. The Bulldogs led the nation in most offensive categories in 2012, finishing the season at 9-3. Punter Ryan Allen was a two-time winner of the Ray Guy Award, given annually to the top collegiate punter in the country.

McWilliams was a two-year starter at long snapper for Coach Mack Brown at The University of Texas (1999-2000). He converted 100 percent of his snaps and lettered both seasons as a walk-on, as the Longhorns competed in the Big 12 Championship game, Cotton Bowl, and Holiday Bowl during his time in Austin.

He is the son of David McWilliams, a former Texas high school coach who went on to become head coach at the University of Texas and Texas Tech University.

A former Crestival and Bullard Cup Champion, McWilliams received his bachelor's degree in government from The University of Texas.

He married the former Catherine Wagner in 2011. The couple has four daughters: Bessie, born in 2015, twins Callie and Suzie, born in 2017, and Ginnie, born in 2020.



HERSCHEL SIMS

OFFENSIVE QUALITY CONTROL ANALYST
ACU
FIRST SEASON
COACHSIMS23

Herschel Sims joined the Mustang staff in June of 2021 as an offensive analyst.

Sims came to the Hilltop after serving as a tight ends coach with the Richardson Independent School District. Prior to that, he spent time at UIW in a defensive quality control capacity.

For three seasons, Sims was a graduate assistant at North Texas where he assisted in recruiting for offensive coaches.

Sims was a Division I AA Preseason Player of the Year and a Preseason All-American at Abilene Christian, where he played from 2013-15. He also earned Southland Conference Honorable Mention accolades at ACU in 2012 and was a two-time Big 12 Special Teams Player of the Week and a Big 12 All-Freshman Team selection while at Oklahoma State (2011-12).

He graduated from ACU with a degree in kinesiology with a focus in sport and recreational management, and went on to earn a master's in science and interdisciplinary studies with a focus in business administration from UNT.



JASON ANDREWS

DIRECTOR OF CREATIVE MEDIA
NORTH CAROLINA, 2005
SECOND SEASON
JASONANDREWS

Jason Andrews joined the SMU staff in February of 2020 and serves as the director of creative media.

Andrews came to the Hilltop after starting his own production company and freelancing as a videographer and photographer. During that time he worked with the SMU football team for the 2018 and 2019 seasons.

Andrews spent four seasons as the Assistant Athletics Director for Football Operations at Arkansas State University (2014 - 2017), where the Red Wolves back-to-back Sun Belt Conference Championships in 2015 and 2016.

Andrews worked seven years (2007-2014) with the University of North Carolina Athletic Department, where he served as the assistant director of new media for the Tar Heels.

Andrews graduated from the University of North Carolina with a B.A. in Communication Studies, Media Production.



CHRIS RODRIGUEZ

DIRECTOR OF VIDEO SERVICES
MARY HARDIN-BAYLOR, 2013
FOURTH SEASON
CRODRIGUEZ_2

Chris Rodriguez joined the Mustangs' staff in January of 2018 as the director of video services. Rodriguez came to the Hilltop after spending four seasons at Texas State as the assistant video coordinator.

Prior to his time at Texas State, Rodriguez worked as a videographer at Mary Hardin-Baylor. In addition to his duties with the football program, Rodriguez assisted with maintaining on-line broadcasts for all athletics events.

Rodriguez earned his bachelor's degree in history from Mary Hardin-Baylor in 2013 and his master of education in secondary education from Texas State in 2015.



TYLER BULLARD

DIRECTOR OF COACHES VIDEO
OLE MISS, 2016
FOURTH SEASON
TYLERBULLARD_

Tyler Bullard joined the Mustangs' staff in January of 2018 and serves as the director of coaches video. He came to the Hilltop after serving as the assistant video coordinator at Arkansas State.

Prior to his time at Arkansas State, Bullard was a football video assistant at Ole Miss where he earned his bachelor's degree in journalism with an emphasis on public relations in 2016.

Bullard is originally a native of North Carrollton, Mississippi.



MADDIE ANDERSON


DIRECTOR OF GRAPHIC DESIGN
SOUTH CAROLINA, 2020
SECOND SEASON
MADDIEANDERSON_

Maddie Anderson joined the Mustang Staff in October of 2020 and serves as the Director of Graphic Design. Anderson oversees and produces all graphic content across SMU Football's social media platforms, as well as content and design for recruiting efforts and communication.

Prior to arriving on the Hilltop, Anderson served as a Graphic Design Intern with the South Carolina Gamecock Football team, where she was responsible for a variety of designs across social media platforms for Gamecock Football. She also assisted with the execution of photoshoots during recruiting visits, and was responsible for weekly designs as a key part of national recruiting efforts. Anderson worked directly with the Director of Graphic Design & Director of New and Creative Media and gained experience in Adobe Creative Suite software, studio and action photography, social media, and branding.

In January of 2021, Maddie was selected to design for the College Football Playoff National Championship in Miami, FL. She was one half of the first female design duo for CFP and was responsible for producing all social media graphics for the duration of the championship weekend. Her graphic work gained a total of 1.2M engagements and 135.5k reactions across all @cfbplayoff social accounts.

Anderson graduated from the University of South Carolina in May of 2020 with a B.S.B.A. in Marketing and Graphic Design. She is also a graduate of the South Carolina Honors College and completed her Senior Thesis on The Importance of Branding and Creative Media in College Sports. Anderson is originally from Fort Mill, SC.



KAZ KAZADI

**ASSISTANT A.D. FOR HUMAN PERFORMANCE
TULSA
FOURTH SEASON**

Kaz Kazadi joined the Mustangs' staff as the Assistant A.D. for Human Performance in January of 2018. Kazadi oversees the Mustang strength and conditioning department, while serving as the head strength and conditioning coach for the football program.

Kazadi came to the Hilltop after one season as the Assistant Athletics Director for Athletics Performance at Arkansas State where he managed A-State's athletics performance staff and program for all sports.

Prior to joining the staff at A-State, Kazadi spent time with the Dallas Cowboys as an assistant in the strength department.

Kazadi was a member of the strength and conditioning staff at Baylor from 2008-16, serving as the Associate Athletics Director for Athletic Performance during his last five seasons with the Bears. In 2013, he was named the American Football Coaches Association Strength Coach of the Year and the FBS Strength and Conditioning Coach of the Year by American Football Monthly. FootballScoop.com named him its National Strength Coach of the Year in 2012.


In 2007, Kazadi was an assistant strength coach at USF where he helped the Bulls reach as high as No. 2 in the National polls and an appearance in the Brut Sun Bowl.

From 2005-07, Kazadi was a member of the Kansas City Chief's staff.

A standout linebacker at Tulsa, Kazadi earned All-Western Athletic Conference honors for the Hurricane and was a Butkus Award semifinalist. He received his bachelor's degree from Tulsa in sociology with a psychology minor. He went on to earn his master's degree at Missouri in counseling psychology with an emphasis in health promotion and sport psychology while serving as a graduate assistant.

Drafted by the NFL's St. Louis Rams in 1997 after an All-American senior season which saw him earn a Fitness All-American Award, he played five years of pro ball, including stints in the Canadian Football League and the World Football League.

A native of Zaire, Africa, Kazadi immigrated to the United States at age eight. His given name is Muadianvita Machkaz Kazadi (pronounced MA-jon-vee-tah ka-ZA-dee). He and his wife Monique have three children: Ra-Sun, Isis and Rohon.



ELIAS ELLEFSEN

**CO-DIRECTOR OF HUMAN PERFORMANCE
BAYLOR, 2016
FOURTH SEASON**
 ELIAS_ELLEFSEN

Elias Ellefsen came to the Hilltop in January 2018 and currently serves as co-director of human performance.

Ellefsen assists with the implementation and design of all training aspects for the football team and helps coordinate and supervise maintenance of the Salvino Strength and Conditioning Center.

Prior to his time at SMU, Ellefsen served as an assistant football performance coach at Kent State (Feb. 2017-Nov. 2017) where, in addition to working with the football program in regards to weight training, conditioning programs and nutrition, he served as a liaison between athletic medical staff, student-athletes, coaches and administration.

Before working at Kent State, Ellefsen was an athletic performance coach (Aug. 2014-Jan. 2017) at Baylor where he assisted with all aspects of weight training and speed development for football and assisted with the training of men's tennis, women's soccer, softball, cheer and track.

Additionally, Ellefsen was an athletic performance intern with EFT Sports Performance and served as a Sergeant in the United States Marine Corps.

Ellefsen graduated from Baylor in 2016 with a degree in exercise physiology and went on to earn a master of science in kinesiology from Louisiana State University in 2018.



KALE IGBOH

**CO-DIRECTOR OF HUMAN PERFORMANCE
MINNESOTA, 2012
FOURTH SEASON**
 KALEIGBOH

Kale Igboh came to the Hilltop in January of 2018 and serves as the co-director of human performance, primarily working with the Mustang football program and incoming freshmen.

Igboh came to SMU following a stint at Baylor University. He served as the assistant director of Olympic sports for two seasons before being elevated to the associate director in August of 2017. During his time in Waco, he assisted with football activities and directed programs for Baylor baseball and women's golf, while assisting with efforts for men's and women's track and field.

Prior to his time at Baylor, Igboh worked with baseball and women's rowing as an assistant strength and conditioning coach at West Virginia. He also spent time as a graduate assistant strength coach at Texas A&M working with baseball.

Igboh spent a summer at Columbia Heights High School upon graduation from the University of Minnesota. As an undergrad, he interned with the strength and conditioning department, assisting with a variety of sports and working in the human and sports performance laboratory.

He holds strength and conditioning certifications from the CSCCa and NSCA.

Igboh graduated from Minnesota in 2012 with a degree in kinesiology (exercise & health science) and went on to earn a Master of Science in kinesiology (sports physiology) from Texas A&M in 2014.



JASON JONES

**DIRECTOR OF FOOTBALL EQUIPMENT OPERATIONS
FOURTH SEASON**

Jason Jones came to SMU in July of 2018 and serves as the head equipment manager for football.

Prior to his time on the Hilltop, he served in the same capacity at Virginia Tech (2018) and Arkansas State (2014-18). He also worked in the TCU equipment department in various capacities from 2002-14, starting as an undergrad (2002-07), progressing to graduate school (2007-09) and finishing as an assistant (2010-14).



TOYOHIRO KAIEDA

ASSISTANT EQUIPMENT MANAGER
UT DALLAS, 2011
NINTH SEASON

Toyohiro Kaieda has been a member of SMU's equipment staff since the 2013 season. He works with the Mustang football, men's and women's soccer, track and field and equestrian programs.

Kaieda also worked as a member of the Dallas Mavericks' equipment staff from 2012-15.

Kaieda is a 2011 graduate of the University of Texas at Dallas.



NATHAN PACKARD

ASSISTANT EQUIPMENT MANAGER
AUSTIN COLLEGE, 2013
FOURTH SEASON

Nathan Packard has served as an equipment manager with the Mustangs since August 2018, working primarily with the football, swimming and diving, women's soccer and cheer and pom teams. This is Packard's second stint at SMU, having served as an assistant equipment manager from Sept. 2014 to June 2015.

Prior to arriving on the Hilltop, Packard served in coaching roles at Austin College (2017-18), Southwest Minnesota State (2016-17) and Battle (Mo.) High School (2015-16).

Packard also worked as an athlete recovery specialist for CryoUSA, and served as an equipment manager assistant and sport lab intern with the Kansas City Chiefs.

Packard graduated from Austin College in 2013 with a degree in psychology and a minor in exercise and sport science. He was a member of the football team and earned SCAC first-team honors as a linebacker and was a member of the SCAC All-Academic Honor Roll.

He went on to earn a Master of Education in Educational, School and Counseling Psychology with a specialization in Positive Coaching from Missouri in 2016, and a Master of Business Administration from Southwest Minnesota State in 2017.



MIKE MORTON

ASSOC. A.D./STUDENT HEALTH AND WELL-BEING
PURDUE, 1996
24TH SEASON

Mike Morton is in his 24th season (2021-22) at SMU, having joined the Mustang staff in the fall of 1998. As the Associate Athletic Director of Student Health and Well-Being, Mike is responsible for managing both the physical and mental health care that is provided to SMU's 17 Varsity Intercollegiate Sports. Morton serves as the primary health care administrator for SMU Sports Medicine, he is the primary liaison to the medical community, he is responsible for managing a staff of 12 full-time and 4 intern certified athletic trainers.

In May 2020, Morton completed a 2 year term as President for Sports Medicine for the American Athletic Conference. He is a member of the Executive Board for the Alliance of Intercollegiate Sports Medicine (The AISM), and he works with the National Football League as an Injury Spotter at AT&T Stadium in Arlington, Texas. In 2014, Morton was awarded the SMU President's Award for Continuing Excellence for his service and contributions to SMU.

Morton began his education as a student athletic trainer at Purdue University. He was awarded the Newell-Combs Scholarship for excellence in athletic training his senior year and graduated with a Bachelor of Arts in Athletic Training in May 1996. As part of his undergraduate study, Morton completed an internship with the Indianapolis Colts during the 1995 season.

Following his time at Purdue, Morton moved on to Auburn, where he earned a Masters of Education in Higher Education Administration and Sports Administration. While completing his degree, Morton served as the graduate assistant athletic trainer for a Tiger baseball team that advanced to the 1997 College World Series and won the 1998 SEC Championship.

A native of Churubusco, Ind., Morton is married to the former Michelle Gilbert and the couple has two daughters, Carys and Violet, and a son, Michael. Mike and his family currently reside in Flower Mound, Texas.



WESLEY "RHODIE" MOSS

ASSOCIATE ATHLETIC TRAINER
TEXAS STATE, 2005
FIRST SEASON

Wesley Rhodes Moss enters his first season as the Head Athletic Trainer for football at SMU. Prior to joining SMU, he worked as an Associate Athletic Trainer at the University of Arizona with football for four years. His former places of work include UTSA, Denver Broncos, and BYU.

He carries a Master's Degree in Exercise Sports Science with an emphasis in Athletic Training from Brigham Young University (2007) and a bachelor's degree in the same field from Texas State University (2005).

"Rhodie" is originally from the Rio Grande Valley, TX and graduated from Sharyland High School. His two favorite people are his wife, Aerin Carreno Moss, and his son, Nolan Rhodes Moss.



JOE DINEEN

GRADUATE ASSISTANT/DEFENSE
KANSAS, 2018
SECOND SEASON
 JOEDINEEN18

Joe Dineen joined the Mustang staff prior to the 2020 season as a defensive graduate assistant.

Following a successful collegiate career at Kansas, Dineen was signed by the Broncos and finished his career with Jacksonville.

At Kansas, Dineen was a 2018 consensus All-American, AP All-American and two-time Sports Illustrated All-American. Dineen was also an All-Big 12 first-team selection and three-time team captain.

Dineen twice led the NCAA in solo tackles per game and was the Big 12 leader in tackles and tackles per loss.

Off the field, he was recognized as a Senior Class All-American, a Ronnie Lott IMPACT Award and Jason Witten Man of the Year Semifinalist and a nominee for the Allstate Good Works Team. Dineen was also a member of the Big 12 All-Academic Team, a two-time member of the Big 12 Commissioners Honor Roll and a member of the Athletic Directors Honor Roll.

Dineen graduated from Kansas in 2018 with a degree in business management and leadership.



MITCH KIRSCH

GRADUATE ASSISTANT/OFFENSE
JAMES MADISON, 2016
FOURTH SEASON
🐦 MITCH_KIRSCH

Mitch Kirsch joined the Mustang staff in January of 2018 and serves as an offensive graduate assistant.

Kirsch had a standout playing career at James Madison, where he was a consensus FCS All-American and was part of a National Championship program in 2016. He was also a multi-time All-CAA and All-State selection and was named the Virginia Collegiate Athlete of the Year in 2017.

Kirsch signed as an undrafted free agent with the Chicago Bears in 2017.

Prior to arriving on the Hilltop, Kirsch served as an offensive assistant at St. John's High School in Washington D.C.

Kirsch graduated from JMU in 2016 with a degree in public policy administration.



GASTON LAMASCUS

GRADUATE ASSISTANT/OFFENSE
TEXAS A&M, 2013
SECOND SEASON
🐦 COACH_GATOR

Gaston Lamascus joined the Mustang coaching staff in the spring of 2020 and serves as an offensive graduate assistant.

Prior to arriving on the Hilltop, Lamascus served as a graduate assistant at the University of Kansas during the 2018 and 2019 seasons.

Lamascus played collegiately for Texas A&M from 2009-13.



RAMON FLANIGAN

DIRECTOR OF FORMER PLAYER RELATIONS
SMU, 1997
FIFTH SEASON
🐦 SMUBQB

Ramon Flanigan enters his fifth season on the Hilltop as the Director of Former Player Relations. Flanigan arrives at SMU following a two-year stint at Lamar as the quarterbacks coach.

A coaching veteran with more than 16 years experience, Flanigan also had a two-year stint (2013-14) as the head coach at Lincoln University. Flanigan's stop at Lincoln came following a coaching internship with the NFL's Atlanta Falcons.

Prior to Flanigan's stop in the NFL he spent three seasons at Mississippi Valley State, where he served as the offensive coordinator and quarterbacks coach. During his time in Itta Bena, Miss., Flanigan helped turn around a struggling Delta Devils program. MVSU defeated the reigning conference champions in his second season, and posted their best record in six seasons the following year.

Flanigan's impact at MVSU was seen almost immediately. The Delta Devils cut their number of sacks by more than half, finished tied for first in the SWAC in turnover margin – after finishing next to last the previous season – and produced the league's top receiver in terms of yards per catch.

Flanigan went to MVSU after spending two seasons in the high school ranks. Prior to that he served as the offensive coordinator at North Texas under head coach Darrell Dickey. Flanigan's coaching career began at UNT in 1999 where he worked with the receivers. The following season he was moved to quarterbacks, before being promoted to offensive coordinator in 2002. During his time as offensive coordinator, UNT went through one of the most successful runs in Sun Belt Conference history. The Mean Green won four-straight league titles, made four New Orleans Bowl appearances and produced some of the league's top talent.

Flanigan's coaching career got started following a standout playing career at SMU. One of the school's all-time leading passers, Flanigan graduated as the school's all-time leader in total offense, and among the all-time top five in passing yards. He was the only player in Mustang history to pass for more than 5,500 yards and rush for at least 1,500. The 1994 Southwest Conference leader in total offense, Flanigan guided SMU to a 6-5 mark in 1997 – the program's first winning season in 11 years.

Following his graduation in May 1997, Flanigan went on to play professionally for the Hamburg Blue Devils of the German Bundesliga. He guided the Blue Devils to a EuroBowl Championship, and played in the German Bowl.



SMU ADMINISTRATION



R. GERALD TURNER

PRESIDENT

As president of SMU since 1995, R. Gerald Turner is leading an era of unprecedented progress. His tenure has included two historic major gift campaigns that raised more than \$1.6 billion for student scholarships, endowed faculty positions, academic programs and capital projects, including new academic, student life and athletics facilities. In 2020, SMU successfully completed Pony Power: Strengthening the Stampede, its three-year drive to provide annual gifts that support today's students, faculty and academic programs. The University extended the drive, instituting Pony Power Plus with the objective to secure at least \$50 million in annual investments plus additional support to address emerging challenges.

Fueled by these investments, SMU's progress has included increases in average admission test scores, a near tripling of student applications, an increase in enrollment of underrepresented communities up to 31 percent and a more than tripling of the endowment. Under his leadership, SMU has secured the largest gifts in its history: a historic \$50 million gift from Carolyn L. and David B. Miller '72, '73 for the Cox School of Business and a landmark gift of \$100 million from the Moody Foundation to create the new Moody School for Graduate and Advanced Studies.

The University continues to advance as a leading center of teaching and research that generates new knowledge, addresses significant issues and prepares students to be world changers. SMU ranks in the top 20 percent of the best national universities by *U.S. News & World Report*.

From its home in the global city of Dallas, SMU's vibrant campus offers enrichment opportunities such as the Tate Lecture Series and the Meadows Museum to students and the wider community. President Turner led efforts with the Board of Trustees to attract the George W. Bush Presidential Center, which opened at SMU in 2013. SMU and the Bush Center partner through fellowships, public lectures, the new George W. Bush Institute-SMU Economic Growth Initiative and additional collaborations that bring together students, faculty and global experts to tackle pressing challenges.

Beyond the campus, President Turner has served on the boards of the Dallas Citizens Council, the American Council on Education and the National Association of Independent Colleges and Universities, and he co-chaired the Knight Commission on Intercollegiate Athletics for nearly 10 years. In Texas, he serves on the boards of the Methodist Health System Foundation, the Salvation Army of North Texas and the AT&T Performing Arts Center.

Before joining SMU, President Turner was the chancellor of the University of Mississippi. He previously served in administrative positions at the University of Oklahoma and Pepperdine University. A native of New Boston, Texas, he earned an AA degree from Lubbock Christian University, a BS in psychology from Abilene Christian University and an MA and a PhD in psychology from the University of Texas at Austin. He and his wife, Gail, have two married daughters and five grandchildren.



PAUL ROGERS

FACULTY ATHLETIC REPRESENTATIVE

Paul Rogers is the Marilyn Jeanne Johnson Distinguished Faculty Fellow, Professor of Law and the former dean of the SMU Dedman School of Law. He is also the University's faculty athletic representative and helps represent the University with the American Athletic Conference and the NCAA. Rogers currently serves as a member of the National Football Foundation's Awards Committee and was formerly on the NCAA's Football Oversight and Football Competition Committees. He is a former president of the Southwest Conference and also previously served on the NCAA Division I Amateurism Cabinet, the Academics/Eligibility/Compliance Cabinet, and the Executive Committee of the Division I-A Faculty Athletics Representative Association.

In 1988 Rogers was the principal drafter of the Manual of Governance for SMU Athletics and became the first chair of the SMU Athletic Council, which provides oversight of SMU athletics and recommends academic and administrative policies governing student-athletes. He continues as a member of the council.

Prior to joining the SMU law faculty in 1980, he served on the law faculty at Loyola University of Chicago. He previously practiced law in Pennsylvania. Rogers has two degrees (B.A., J.D.) from The University of Texas at Austin and an LL.M. from Columbia University. Rogers served as dean of the School of Law from 1988-97. Earlier he served as associate dean for academic affairs from 1982-86. He has co-authored a leading casebook on antitrust law, now in its fifth edition, and has written articles on antitrust, regulated industries, contracts, commercial law, sports law and legal history. An avid baseball historian, he has published six books and many articles dealing with the history of baseball.

He serves on the board of the Bobby Bragan Youth Foundation in Ft. Worth and is former president of the board of directors of Dispute Mediation Services and a former trustee of the Dallas Bar Foundation. Rogers is a fellow of the Dallas Bar, Texas Bar and the American Bar Foundations. A member of the American Law Institute, he also served as chair of the Ethics Oversight Committee for Dallas 2012 and is president of the Ernie Banks-Bobby Bragan Chapter (Dallas-Fort Worth) of the Society of American Baseball Research. In 2006 Rogers was named an Honorary Letterman by the SMU Lettermen's Association. He received the Tom Tunks Distinguished University Service Award in 2016 and the University's "M" Award in 2017.

Rogers is married to Julie Forrester Rogers of the SMU law faculty and together they have five children and five grandchildren.



RICK HART

DIRECTOR OF ATHLETICS
AD_RICKHART

Rick Hart was named SMU's Director of Athletics on July 16, 2012.

During Hart's tenure, SMU student-athletes have excelled in the classroom, with 67% earning cumulative GPAs of 3.0 or higher and over one-third boasting GPAs of 3.5 or better. SMU has also experienced broad success athletically, winning 25 team conference titles across 12 sports and advancing 16 sports to the post-season over his nine years on the Hilltop. In the community, SMU's partnership with the City of Dallas has been strengthened through community service and the "Born and Raised" and Triple-D/Pony marketing initiatives.

Due to the generosity of alumni and friends, annual giving has reached record levels in support of operations, projects and facilities. During his time on the Hilltop, SMU has renovated and expanded Moody Coliseum and opened numerous new facilities including the SMU Indoor Performance Center and Armstrong Fieldhouse, Styslinger/Altec SMU Tennis Complex, Robson & Lindley Aquatics Center and Barr-McMillion Natatorium and the Payne Stewart SMU Golf Training Center at Trinity Forest Golf Club. The Washburne Soccer and Track Stadium is scheduled to be completed in spring 2022, and fundraising is underway for an outdoor pool to complete the Robson & Lindley Aquatics Center and Barr-McMillion Natatorium Complex.

Hart also developed and installed the Strategic Plan for SMU Athletics titled, "The SMU Advantage." The SMU Advantage consists of a departmental vision, mission, values and goals and operates on a principle of S.P.I.R.I.T. (Service, Passion, Integrity, Respect, Innovation and Teamwork), with a focus on the student-athlete and aligning the Athletics Department with the educational mission of the University.



Hart will serve as NACDA's 1st Vice President for the 2021-22 membership year and has served on the NACDA Executive Committee, the NCAA Division I Championship/Sports Management Cabinet, the FCS Athletics Directors Association Executive Committee and as a faculty member for the D1-A Athletics Directors' Institute. Hart is an active speaker, and has made presentations at the Career in Sports Seminar, the NACDA Leadership Institute, the Texas High School Athletic Directors' Association and the Dallas Women's Club, to name a few.

Hart came to SMU after six years as Director of Athletics at Tennessee at Chattanooga. Hart served seven years at Oklahoma in various athletics administrative capacities, ending as the Senior Associate Athletics Director in 2006. Hart has also worked in athletics at North Carolina and East Carolina and has served with the U.S. Olympic Committee.

A graduate of UNC, Hart earned a bachelor's degree in physical education, health and sport science. Hart and his wife, Allison, also a graduate of North Carolina, are proud parents of Trevor and Caroline (Carly), both SMU students.

A third-generation athletics administrator, Hart's father, Dave, served as Director of Athletics at Tennessee, Florida State and East Carolina, and his late grandfather, Dave Sr., served in a variety of roles within collegiate athletics including stints as a Coach, Athletics Director and Conference Commissioner.



KURT POTTKOTTER

DEPUTY DIRECTOR OF ATHLETICS
KURTPOTTKOTTER

Kurt Pottkotter has served as SMU's Deputy Director of Athletics since January 2017. In this role, Pottkotter oversees the day-to-day operations of the athletic department in support of 484 student-athletes across 17 sports. He is the primary Sport Administrator for football and is also responsible for the department's capital project planning and development.

For four years prior to his promotion to Deputy AD, Pottkotter led the department's fundraising efforts as Senior Associate AD for Development. His tenure overseeing all private philanthropy in support of Mustang Athletics, including capital projects, major gifts and annual funds, resulted in the three most successful fundraising years in SMU Athletics' history.

During his time on the Hilltop, SMU has renovated and expanded Moody Coliseum and opened numerous new facilities including the SMU Indoor Performance Center and Armstrong Fieldhouse, Styslinger/Altec SMU Tennis Complex, Robson & Lindley Aquatics Center and Barr-McMillion Natatorium and the Payne Stewart SMU Golf Training Center at Trinity Forest Golf Club.

Before joining SMU Athletics, Pottkotter successfully led SMU's National Major Giving program, increasing major gift commitments from 10 leadership cities across the country. In addition to his major gift experience at SMU and with The Ohio State University's Fisher College of Business, Pottkotter previously served SMU as Assistant Director of Development for the Cox School of Business and Assistant Director of Annual Giving.

He was a basketball student-athlete at the University at Buffalo and Ohio Dominican College, receiving a degree in Political Science. Pottkotter earned his Master's degree in Sports Administration from Ohio University in 2000 and began his career in athletic development at Boston College.

Pottkotter and his wife, Amy, have three children, Joshua (19), a student at SMU, Audrey (16) and Katherine (12).



THE AMERICAN ATHLETIC CONFERENCE

The American Athletic Conference consists of 12 prestigious institutions: the University of Central Florida, the University of Cincinnati, East Carolina University, the University of Houston, the University of Memphis, the U.S. Naval Academy (in football only), the University of South Florida, Southern Methodist University, Temple University, Tulane University, the University of Tulsa, and Wichita State University (in basketball and Olympic sports).

Under the leadership of commissioner Mike Aresco, the American Athletic Conference has fashioned an impressive list of accomplishments in the competitive arena, in the classroom and in support of student-athlete welfare. The American is firmly established as a Power 6 conference thanks to its collection of national team and individual championships, football and basketball postseason victories, expansive media rights contract with ESPN, and its commitment to providing the highest levels of support for student-athletes.

The league has produced four NCAA championship teams in addition to three New Year's Six bowl champions (UCF in 2013 and 2017; Houston in 2015), two NCAA Men's Final Four participants, six Women's Final Four teams, an NIT champion, 13 NCAA individual championships, and a Rhodes Scholar. Additionally, American Athletic Conference teams have advanced to the College World Series, qualified for the match play round of the NCAA Men's Golf Championship and registered multiple top-10 finishes at the NCAA Cross Country and Outdoor Track and Field championships.

The American has seen a member school claim a spot in a New Year's Six bowl six times in the league's first eight football seasons, including the 2020 campaign, when Cincinnati reached the Chick-fil-A Peach Bowl. The American finished the 2019 football season with four top-25 teams; among the 10 FBS conferences, only the SEC and Big Ten had more ranked teams in the final polls.

Individual teams in The American have enjoyed some of their best football seasons in program history as members of the conference. UCF finished in the national top 10 twice as a conference member – in 2013 and 2017. Houston went 13-1 in the 2015 football season, setting a school record for wins, while Navy won a program-record 11 games in 2015, its first season in the conference, and matched that mark with its 2019 campaign. Memphis, which had not won 10 games in a season since 1938, has registered three 10-win seasons in the last six years (2015, 2017, 2019), including a school-record 12 wins in 2019. Temple enjoyed its first 10-win season in school history in 2015. South Florida finished in the top 25 for the first two times in program history (2016, 2017). Cincinnati registered its third and fourth 11-win seasons in program history in 2018 and 2019 and was ranked No. 8 at the end of the 2020 season. SMU returned to national prominence in 2019 with a 10-win season, during which the Mustangs were ranked as high as No. 14 nationally. Tulsa returned to the top 25 for the first time in 11 years in 2020. East Carolina earned a top-20 ranking in 2014, while Tulane has played in three consecutive bowl games for the first time in school history.

Since the conference's reconstitution in 2013-14, teams from The American have registered top-10 national rankings in football, men's basketball, women's basketball, baseball, men's soccer, women's soccer, women's lacrosse, men's golf, men's cross country and men's track and field.

Under The American's banner, Houston's men's basketball team reached the 2021 NCAA Final Four and was ranked No. 3 in the final coaches' poll, while Memphis claimed the 2021 NIT title. Houston's men's track and field team took third place at the 2018 and 2019 NCAA Outdoor Championships. Tulsa has registered top-six national finishes at the 2019 and 2020 NCAA Men's Cross Country Championships.

American Athletic Conference student-athletes have distinguished themselves in all facets of intercollegiate athletics. Memphis quarterback Brady White was the 2020 winner of the National Football Foundation's James V. Campbell Trophy as the top scholar-athlete in college football. Temple linebacker Tyler Matakevich won the Bednarik Award and the Nagurski Trophy as the nation's top defensive player in 2015, while Tulsa linebacker Zaven Collins repeated that



feat in 2020. Houston's Ed Oliver won the 2017 Outland Trophy as the nation's best interior lineman. The American has had three top-10 Heisman Trophy finishes as UCF quarterback McKenzie Milton was eighth in 2017 and sixth in 2018, while Navy quarterback Keenan Reynolds was fifth in 2015. Reynolds was also selected as the winner of the 2016 AAU James E. Sullivan Award as the nation's top amateur athlete.

Additionally, SMU's Avery Ackers was chosen as the Division I women's volleyball Academic All-America of the Year in 2015, while Tulsa cross country standout Kirk Smith was chosen as a Rhodes Scholar in the fall of 2016.

American Athletic Conference alumni have made their mark in professional and international sports as well, beginning with the selection of UCF quarterback Blake Bortles by the Jacksonville Jaguars with the No. 3 pick in the 2014 NFL Draft. A number of American Athletic Conference athletes have been selected in the first round of the professional entry drafts in football, basketball, baseball and soccer, including former Memphis center James Wiseman, who was the No. 2 pick in the 2020 NBA Draft, and former Wichita State third-baseman Alec Bohm, the No. 3 selection in the 2018 Major League Baseball Draft. Former SMU standout Bryson DeChambeau, who was the 2014 American Athletic Conference individual champion, went on to win the 2015 NCAA Championship, the 2015 US Amateur title and has since become one of the top players on the PGA Tour, including a win at the 2020 U.S. Open. Former Memphis tennis player Joe Salisbury, a 2014 all-conference selection,

has gone on to win the 2020 Australian Open men's doubles championship and the 2021 French Open mixed doubles title. Former Tulane standout Dominik Koepfer has earned a top-50 world ranking in men's tennis. Cincinnati's Jordan Thompson was named to the 12-player United States Olympic volleyball team, which will compete in Tokyo in 2021.

The American announced a lucrative and comprehensive media rights extension with ESPN in May of 2019, providing the conference with a stronger and more extensive presence on ESPN's primary television networks (ABC, ESPN, ESPN2, ESPNU). Since the extension took effect in the 2020-21 academic year, a minimum of 40 regular-season football telecasts and 60 regular-season men's basketball games per season will appear on those primary networks. Nearly every conference-controlled game in all sports will appear either on an ESPN network or on ESPN+. The football championship game, all rounds of the men's basketball championship, and multiple rounds of the women's basketball championship, will be on linear ESPN television networks.

The first six American Athletic Conference Football Championships were televised by ABC as part of Championship Saturday. Subsequent championship games will appear on either ABC or ESPN through the duration of the 12-year extension.

American Athletic Conference teams have access to the pinnacle of college football's postseason structure. An American representative would be chosen for the College Football Playoff semifinals if it is among the top four teams in the CFP selection committee's final ranking. Otherwise, the league would place its champion in a New Year's Bowl if it is ranked higher than the champions of Conference USA, the Mid-American Conference, the Mountain West Conference and the Sun Belt Conference.

Additionally, The American holds primary or secondary partnerships with an expansive group of bowls for the new cycle, which began in 2020, ensuring multiple annual matchups against the nation's top conferences and providing desirable postseason destinations for member institutions.

Away from the competitive arena, The American has established itself as a leader in the area of student-athlete wellness, both through the adoption of NCAA autonomous legislation on matters including full cost of attendance and nutrition. The conference, in conjunction with its Student-Athlete Advisory Committee has also launched the Pow6rful Minds campaign to improve awareness and education on mental issues and recognize the scholarly achievements of the conference's student-athletes.

THE MEMBERSHIP




UCF



CINCINNATI



ECU



HOUSTON



MEMPHIS



NAVY



USF



SMU



TEMPLE



TULANE



TULSA



WICHITA STATE



OPPONENT INFORMATION

SEPT. 4, 2021 • FORD STADIUM • DALLAS, TEXAS

1

ACU
WILDCATS

Location: Abilene, Texas
 Stadium: Wildcat Stadium (12,000)
 Head Coach: Adam Dorrel
 SID: Chris Macaluso
 Office Phone: 325-674-2693
 E-Mail: chris.macaluso@acu.edu
 Website: acusports.com

SEPT. 11, 2021 • FORD STADIUM • DALLAS, TEXAS

2

NORTH TEXAS
MEAN GREEN

Location: Denton, Texas
 Stadium: Apogee Stadium (30,850)
 Head Coach: Seth Littrell
 SID: Taylor Bryan
 E-Mail: taylor.bryan@unt.edu
 Website: meangreensports.com

SEPT. 18, 2021 • JOE AILLET STADIUM • RUSTON, LA.

3

LOUISIANA TECH
BULLDOGS

Location: Ruston, La.
 Stadium: Joe Aillet Stadium (28,562)
 Head Coach: Skip Holtz
 SID: Ashley Springer
 Office Phone: 318-257-5071
 E-Mail: aspring@latech.edu
 Website: latechsports.com

SEPT. 25, 2021 • AMON G. CARTER STADIUM • FORT WORTH, TEXAS

4

TCU
HORNED FROGS

Location: Fort Worth, Texas
 Stadium: Amon G. Carter Stadium (46,000)
 Head Coach: Gary Patterson
 SID: Mark Cohen
 Office Phone: 817-257-5394
 E-Mail: m.cohen@tcu.edu
 Website: gofrogs.com

OCT. 2, 2021 • FORD STADIUM • DALLAS, TEXAS

5

USF
BULLS

Location: Tampa, Fla.
 Stadium: Raymond James Stadium (65,857)
 Head Coach: Jeff Scott
 SID: Brian Siegrist
 Office Phone: 813-974-4086
 E-Mail: siegrist@usf.edu
 Website: gousfbulls.com

OCT. 9, 2021 • NAVY-MARINE CORPS MEMORIAL STADIUM • ANNAPOLIS, MD.

6

NAVY
MIDSHIPMEN

Location: Annapolis, Md.
 Stadium: Navy-Marine Corps Memorial Stadium (34,000)
 Head Coach: Ken Niumatalolo
 SID: Scott Strasemeier
 Office Phone: 410-293-8775
 E-Mail: sstrasem@usna.edu
 Website: navysports.com

OCT. 21, 2021 • FORD STADIUM • DALLAS, TEXAS

7

TULANE
GREEN WAVE

Location: New Orleans, La.
 Stadium: Yulman Stadium (30,000)
 Head Coach: Willie Fritz
 SID: Tom Symonds
 Office Phone: 504-862-8249
 E-Mail: tsymonds@tulane.edu
 Website: tulane.greenwave.com

OCT. 30, 2021 • TDECU STADIUM • HOUSTON, TEXAS

8

HOUSTON
COUGARS

Location: Houston, Texas
 Stadium: TDECU Stadium (40,000)
 Head Coach: Dana Holgorsen
 SID: Tyler Pigg
 Office Phone: 713-743-8998
 E-Mail: tepigg@central.uh.edu
 Website: uhcougars.com

NOV. 6, 2021 • LIBERTY BOWL MEMORIAL STADIUM • MEMPHIS, TENN.

9

MEMPHIS
TIGERS

Location: Memphis, Tenn.
 Stadium: Liberty Bowl Memorial Stadium (59,000)
 Head Coach: Ryan Silverfield
 SID: Scott Burns
 E-Mail: scott.burns@memphis.edu
 Website: gotigersgo.com

NOV. 13, 2021 • FORD STADIUM • DALLAS, TEXAS

10

UCF
KNIGHTS

Location: Orlando, Fla.
 Stadium: Bounce House (44,206)
 Head Coach: Guz Malzahn
 SID: Daniel Forcella
 Office Phone: 207-650-6790
 E-Mail: dforcella@athletics.ucf.edu
 Website: ucfknights.com

NOV. 20, 2021 • NIPPERT STADIUM • CINCINNATI, OHIO

11

CINCINNATI
BEARCATS

Location: Cincinnati, Ohio
 Stadium: Nippert Stadium (40,000)
 Head Coach: Luke Fickell
 SID: Ryan Koslen
 Office Phone: 513-556-5186
 E-Mail: ryan.koslen@uc.edu
 Website: gobearcats.com

NOV. 26/27, 2021 • FORD STADIUM • DALLAS, TEXAS

12

TULSA
GOLDEN HURRICANE

Location: Tulsa, Okla.
 Stadium: H.A. Chapman Stadium (30,000)
 Head Coach: Philip Montgomery
 SID: Don Tomkalski
 Office Phone: 918-631-3200
 E-Mail: donald-tomkalski@utulsa.edu
 Website: tulsahurricane.com



CONFERENCE COMPOSITE SCHEDULE

THURSDAY, SEPTEMBER 2

Temple at Rutgers	5:30 p.m., Big Ten Network
Boise State at UCF	6 p.m., ESPN
ECU at Appalachian State	6:30 p.m., ESPN
South Florida at NC State	6:30 p.m., ACC Network
UC Davis at Tulsa	6:30 p.m., ESPN

SATURDAY, SEPTEMBER 4

Oklahoma at Tulane	11 a.m., ABC
Miami (Ohio) at Cincinnati	2:30 p.m., ESPN
Marshall at Navy	2:30 p.m., CBSSN
Abilene Christian at SMU	6 p.m., ESPN
Nicholls at Memphis	6 p.m., ESPN
Texas Tech at Houston	6 p.m., ESPN

SATURDAY, SEPTEMBER 11

Tulsa at Oklahoma State	11 a.m., FS1
South Carolina at ECU	11 a.m., ESPN2
Florida at South Florida	12 p.m., ABC
Air Force at Navy	2:30 p.m., CBS
Temple at Akron	2:30 p.m., ESPN
Murray State at Cincinnati	2:30 p.m., ESPN
Bethune-Cookman at UCF	5:30 p.m., ESPN
Houston at Rice	5:30 p.m., CBSSN
North Texas at SMU	6 p.m., ESPN
Morgan State at Tulane	6 p.m., ESPN
Memphis at Arkansas State	6 p.m., ESPN

FRIDAY, SEPTEMBER 17

UCF at Louisville	6:30 p.m., ESPN
-------------------	-----------------

SATURDAY, SEPTEMBER 18

Cincinnati at Indiana	11 a.m., ABC/ESPN
Boston College at Temple	11 a.m., ESPN2/ESPN
SMU at Louisiana Tech	2:30 p.m., CBSSN
Tulsa at Ohio State	2:30 p.m., FS1
Mississippi State at Memphis	3 p.m., ESPN2
ECU at Marshall	5 p.m., CBSSN(Facebook)
Florida A&M at South Florida	6 p.m., ESPN
Grambling State at Houston	6 p.m., ESPN
Tulane at Ole Miss	7 p.m., ESPN2

SATURDAY, SEPTEMBER 25

South Florida at BYU	
UAB at Tulane	
SMU at TCU	
Navy at Houston *	
Arkansas State at Tulsa	
UTSA at Memphis	
Wagner at Temple	11 a.m., ESPN
Charleston Southern at ECU	5 p.m., ESPN

FRIDAY, OCTOBER 1

Houston at Tulane *	6:30 p.m., ESPN
---------------------	-----------------

SATURDAY, OCTOBER 2

South Florida at SMU *	
Tulane at ECU *	
Memphis at Temple	11 a.m.,
Cincinnati at Notre Dame	1:30 p.m., NBC
UCF at Navy *	2:30 p.m., CBSSN

THURSDAY, OCTOBER 7

Houston at Tulane *	
---------------------	--

FRIDAY, OCTOBER 8

Temple at Cincinnati *	6 p.m., ESPN
------------------------	--------------

SATURDAY, OCTOBER 9

ECU at UCF *	
Memphis at Tulsa *	
SMU at Navy *	2:30 p.m., CBSSN

THURSDAY, OCTOBER 14

Navy at Memphis *	6:30 p.m., ESPN
-------------------	-----------------

SATURDAY, OCTOBER 16

Tulsa at South Florida *	
UCF at Cincinnati *	

THURSDAY, OCTOBER 21

Tulane at SMU *	6:30 p.m., ESPN
-----------------	-----------------

FRIDAY, OCTOBER 22

Memphis at UCF *	6 p.m., ESPN
------------------	--------------

SATURDAY, OCTOBER 23

Temple at South Florida *	
ECU at Houston *	
Cincinnati at Navy *	11 a.m., ABC/ESPN/ESPN2

THURSDAY, OCTOBER 28

South Florida at ECU *	6:30 p.m., ESPN
------------------------	-----------------

FRIDAY, OCTOBER 29

Navy at Tulsa *	6:30 p.m., ESPN2
-----------------	------------------

SATURDAY, OCTOBER 30

Cincinnati at Tulane *	
SMU at Houston *	
UCF at Temple *	

SATURDAY, NOVEMBER 6

Tulsa at Cincinnati *	
Houston at South Florida *	
Temple at ECU *	
Tulane at UCF *	
SMU at Memphis *	
Navy at Notre Dame	2:30 p.m., NBC

FRIDAY, NOVEMBER 12

Cincinnati at South Florida *	5 p.m., ESPN2
-------------------------------	---------------

SATURDAY, NOVEMBER 13

ECU at Memphis *	
Houston at Temple *	
UCF at SMU *	
Tulsa at Tulane *	

FRIDAY, NOVEMBER 19

Memphis at Houston *	8 p.m., ESPN2
----------------------	---------------

SATURDAY, NOVEMBER 20

SMU at Cincinnati *	
UConn at UCF	
South Florida at Tulane *	
Temple at Tulsa *	
ECU at Navy *	2:30 p.m., CBSSN

FRIDAY, NOVEMBER 26

South Florida at UCF *	ABC/ESPN
------------------------	----------

NOVEMBER 26 OR 27

Tulsa at SMU *	
----------------	--

SATURDAY, NOVEMBER 27

Tulane at Memphis *	
Cincinnati at ECU *	
Navy at Temple *	
Houston at UConn	11 a.m., CBSSN

SATURDAY, DECEMBER 11

Navy at Army	2 p.m., CBS
--------------	-------------

* American Athletic Conference game

All times Central; all dates and times subject to change.

Additional television listings will be announced as they become available

THE AMERICAN BOWL GAMES

ANNUAL APPEARANCES

Military Bowl presented by Peraton
(Annapolis, Maryland)
SoFi Hawaii Bowl (Honolulu, Hawaii)
Fenway Bowl (Boston, Massachusetts)

FOUR SELECTIONS FROM THE FOLLOWING

TicketSmarter Birmingham Bowl
(Birmingham, Alabama)
Union Home Mortgage Gasparilla Bowl
(Tampa, Florida)
SERVPRO First Responder Bowl (Dallas, Texas)
Roofclaim Boca Raton Bowl (Boca Raton, Florida)
Tropical Smoothie Cafe Frisco Bowl (Frisco, Texas)
Cure Bowl (Orlando, Florida)
Myrtle Beach Bowl (Myrtle Beach, South Carolina)
New Mexico Bowl (Albuquerque, New Mexico)



COLLEGE FOOTBALL
PLAYOFF

SEMIFINAL - COTTON BOWL

Dec. 31 | 3:30 or 7:30 p.m. | Arlington, Texas | ESPN

SEMIFINAL - ORANGE BOWL

Dec. 31 | 3:30 or 7:30 p.m. | Miami Gardens, Fla. | ESPN

CHAMPIONSHIP GAME - LUCAS OIL STADIUM

Jan. 10 | 7 p.m. | Indianapolis, Ind. | ESPN



2020 STATISTICS

SCHEDULE & RESULTS (7-3, 4-3 AMERICAN)

Date	Opponent	Score
9/5	at Texas State	W, 31-24
9/11	TCU	Canceled
9/19	at North Texas	W, 65-35
9/26	SFA	W, 50-7
10/3	[25/24] MEMPHIS *	W, 30-27
10/16	at Tulane *	W, 37-34 (OT)
10/24	[9/10] CINCINNATI *	L, 42-13
10/31	NAVY *	W, 51-37
11/7	at Temple *	W, 47-23
11/14	at Tulsa *	L, 28-24
11/28	at ECU *	L, 52-38
12/5	HOUSTON *	Canceled
	Frisco Bowl	
12/19	UTSA	Canceled

*Conference game | HOME GAME | Rankings: AP/Coaches

SCORING BY QUARTERS

	1st	2nd	3rd	4th	OT	Total
SMU	98	102	96	87	3	386
Opponents	65	89	66	89	0	309

TEAM STATISTICS

	SMU	OPP
SCORING	386	309
Points Per Game	38.6	30.9
Points Off Turnovers	54	31
FIRST DOWNS	251	228
Rushing	95	98
Passing	127	115
Penalty	29	15
RUSHING YARDAGE	1765	1803
Yards gained rushing	2011	2099
Yards lost rushing	246	296
Rushing Attempts	377	428
Average Per Rush	4.7	4.2
Average Per Game	176.5	180.3
TDs Rushing	24	19
PASSING YARDAGE	3180	2419
Comp-Att-Int	246-376-6	186-320-7
Average Per Pass	8.5	7.6
Average Per Catch	12.9	13.0
Average Per Game	318.0	241.9
TDs Passing	23	22
TOTAL OFFENSE	4945	4222
Total Plays	753	748
Average Per Play	6.6	5.6
Average Per Game	494.5	422.2
KICK RETURNS: #-Yards	29-551	20-339
PUNT RETURNS: #-Yards	21-261	10-75
INT RETURNS: #-Yards	7-48	6-79
KICK RETURN AVERAGE	19.0	17.0
PUNT RETURN AVERAGE	12.4	7.5
INT RETURN AVERAGE	6.9	13.2
FUMBLES-LOST	10-6	17-10
PENALTIES-Yards	68-590	76-676
Average Per Game	59.0	67.6
PUNTS-Yards	34-1302	51-2242
Average Per Punt	38.3	44.0
Net punt average	36.1	37.3
KICKOFFS-Yards	72-4505	57-3421
Average Per Kick	62.6	60.0
Net kick average	41.5	40.7
TIME OF POSSESSION/Game	29:36	30:24
3RD-DOWN Conversions	69/147	66/152
3rd-Down Pct	47%	43%
4TH-DOWN Conversions	7/18	13/22
4th-Down Pct	39%	59%
SACKS BY-Yards	26-148	21-156
MISC YARDS	0	0
TOUCHDOWNS SCORED	48	41
FIELD GOALS-ATTEMPTS	17-21	8-11
ON-SIDE KICKS	0-0	0-2
RED-ZONE SCORES	(46-50) 92%	(35-42) 83%
RED-ZONE TOUCHDOWNS	(32-50) 64%	(29-42) 69%
PAT-ATTEMPTS	(43-46) 93%	(39-40) 98%
ATTENDANCE	31592	25941
Games/Avg Per Game	4/7898	6/4324
Neutral Site Games		0/0

INDIVIDUAL STATISTICS

RUSHING	GP	Att	Gain	Loss	Net	Avg	TD	Long	Avg/G
BENTLEY IV, Ulysses	10	170	959	46	913	5.4	11	84	91.3
LAVINE, Tyler	9	61	316	6	310	5.1	5	48	34.4
McDANIEL, TJ	4	60	303	6	297	4.9	1	23	74.2
BUECHELE, Shane	10	58	258	153	105	1.8	2	24	10.5
WILLIAMS, TaMerik	10	13	106	8	98	7.5	2	49	9.8
GRAY, Danny	8	3	38	8	30	10.0	2	32	3.8
GIPSON, Terrance	4	7	31	12	19	2.7	1	8	4.8
GRANSON, Kylan	10	1	0	0	0	0.0	0	0	0.0
TEAM	4	4	0	7	-7	-1.8	0	0	-1.8
Total	10	377	2011	246	1765	4.7	24	84	176.5
Opponents	10	428	2099	296	1803	4.2	19	91	180.3

PASSING	G	Effic	Comp-Att-Int	Pct	Yds	TD	Lng	Avg/G
BUECHELE, Shane	10	152.94	242-370-6	65.4	3095	23	85	309.5
PAGE, Tyler	9	187.33	1-3-0	33.3	55	0	55	6.1
GIPSON, Terrance	4	184.00	3-3-0	100.0	30	0	28	7.5
Total	10	153.46	246-376-6	65.4	3180	23	85	318.0
Opponents	10	139.94	186-320-7	58.1	2419	22	75	241.9

RECEIVING	G	No.	Yds	Avg	TD	Lng	Avg/G
RICE, Rashee	10	48	683	14.2	5	55	68.3
PAGE, Tyler	9	39	422	10.8	2	44	46.9
GRANSON, Kylan	10	35	536	15.3	5	42	53.6
GRAY, Danny	8	33	448	13.6	4	62	56.0
ROBERSON JR., Reggie	4	22	474	21.5	5	85	118.5
BENTLEY IV, Ulysses	10	21	174	8.3	1	61	17.4
UPSHAW, Austin	10	18	218	12.1	1	42	21.8
BELL, Judah	10	9	74	8.2	0	19	7.4
LAVINE, Tyler	9	8	93	11.6	0	32	10.3
McDANIEL, TJ	4	4	11	2.8	0	9	2.8
BURNS, Keke	9	3	33	11.0	0	28	3.7
WILLIAMS, TaMerik	10	3	5	1.7	0	6	0.5
MCINTYRE, Tommy	10	1	6	6.0	0	6	0.6
DORRITY, Matt	1	1	3	3.0	0	3	3.0
BUECHELE, Shane	10	1	0	0.0	0	0	0.0
Total	10	246	3180	12.9	23	85	318.0
Opponents	10	186	2419	13.0	22	75	241.9

PUNT RETURNS	No.	Yds	Avg	TD	Lng
PAGE, Tyler	12	182	15.2	0	39
JACKSON, T.Q.	4	-4	-1.0	0	7
GRAY, Danny	2	26	13.0	0	15
MASSEY, Bryan	1	43	43.0	0	43
ROBERSON JR., Reggie	1	0	0.0	0	0
BURNS, Keke	1	14	14.0	0	0
Total	21	261	12.4	0	43
Opponents	10	75	7.5	0	6

INTERCEPTIONS	No.	Yds	Avg	TD	Lng
CROSSLEY, Brandon	4	35	8.8	1	18
PHILLIPS, Jr., Jimmy	1	2	2.0	0	2
STEPHENS, Brandon	1	0	0.0	0	0
DENBOW, Trevor	1	11	11.0	0	11
Total	7	48	6.9	1	18
Opponents	6	79	13.2	0	31

KICK RETURNS	No.	Yds	Avg	TD	Lng
GRAY, Danny	9	180	20.0	0	64
MASSEY, Bryan	7	148	21.1	0	26
CROSSLEY, Brandon	5	97	19.4	0	26
ROBERSON JR., Reggie	4	95	23.8	0	27
HAILEY, Shaine	1	1	1.0	0	1
UPSHAW, Austin	1	10	10.0	0	10
JACKSON, T.Q.	1	8	8.0	0	8
PAGE, Tyler	1	12	12.0	0	12
Total	29	551	19.0	0	64
Opponents	20	339	17.0	0	25

FUMBLE RETURNS	No.	Yds	Avg	TD	Lng
Total	0	0	0.0	0	0
Opponents	2	40	20.0	0	39



2020 INDIVIDUAL STATISTICS

TOTAL OFFENSE	G	Plays	Rush	Pass	Total	Avg/G
BUECHELE, Shane	10	428	105	3095	3200	320.0
BENTLEY IV, Ulysses	10	170	913	0	913	91.3
LAVINE, Tyler	9	61	310	0	310	34.4
McDANIEL, TJ	4	60	297	0	297	74.2
WILLIAMS, TaMerik	10	13	98	0	98	9.8
PAGE, Tyler	9	3	0	55	55	6.1
GIPSON, Terrance	4	10	19	30	49	12.2
GRAY, Danny	8	3	30	0	30	3.8
TEAM	4	4	-7	0	-7	-1.8
Total	10	753	1765	3180	4945	494.5
Opponents	10	748	1803	2419	4222	422.2

ALL PURPOSE	G	Rush	Rcv	PR	KR	IR	Total	Avg/g
BENTLEY IV, Ulysses	10	913	174	0	0	0	1087	108.7
GRAY, Danny	8	30	448	26	180	0	684	85.5
RICE, Rashee	10	0	683	0	0	0	683	68.3
PAGE, Tyler	9	0	422	182	12	0	616	68.4
ROBERSON JR., Reggie	4	0	474	0	95	0	569	142.2
GRANSON, Kylan	10	0	536	0	0	0	536	53.6
LAVINE, Tyler	9	310	93	0	0	0	403	44.8
McDANIEL, TJ	4	297	11	0	0	0	308	77.0
UPSHAW, Austin	10	0	218	0	1	0	228	22.8
MASSEY, Bryan	8	0	0	43	148	0	191	23.9
CROSSLEY, Brandon	10	0	0	0	97	35	132	13.2
BUECHELE, Shane	10	105	0	0	0	0	105	10.5
WILLIAMS, TaMerik	10	98	5	0	0	0	103	10.3
BELL, Judah	10	0	74	0	0	0	74	7.4
BURNS, Keke	9	0	33	14	0	0	47	5.2
GIPSON, Terrance	4	19	0	0	0	0	19	4.8
DENBOW, Trevor	10	0	0	0	0	11	11	1.1
MCINTYRE, Tommy	10	0	6	0	0	0	6	0.6
JACKSON, T.Q.	3	0	0	-4	8	0	4	1.3
DORRITY, Matt	1	0	3	0	0	0	3	3.0
PHILLIPS, Jr., Jimmy	10	0	0	0	0	2	2	0.2
HAILEY, Shaine	10	0	0	0	1	0	1	0.1
TEAM	4	-7	0	0	0	0	-7	-1.8
Total	10	1765	3180	261	551	48	5805	580.5
Opponents	10	1803	2419	75	339	79	4715	471.5

SCORING	TD	FGs	Kick	Rush	Rcv	Pass	DXP	Saf	Points
NAGGAR, Chris	-	17-21	43-46	-	-	-	-	-	94
BENTLEY IV, Ulysses	12	-	-	-	-	-	-	-	72
GRAY, Danny	6	-	-	-	-	-	-	-	36
RICE, Rashee	5	-	-	-	1	-	-	-	32
GRANSON, Kylan	5	-	-	-	-	-	-	-	30
LAVINE, Tyler	5	-	-	-	-	-	-	-	30
ROBERSON JR., Reggie	5	-	-	-	-	-	-	-	30
BUECHELE, Shane	2	-	-	-	-	1-2	-	-	12
WILLIAMS, TaMerik	2	-	-	-	-	-	-	-	12
PAGE, Tyler	2	-	-	-	-	-	-	-	12
GIPSON, Terrance	1	-	-	-	-	-	-	-	6
UPSHAW, Austin	1	-	-	-	-	-	-	-	6
CROSSLEY, Brandon	1	-	-	-	-	-	-	-	6
McDANIEL, TJ	1	-	-	-	-	-	-	-	6
TEAM	-	-	-	-	-	-	-	1	2
Total	48	17-21	43-46	-	1	1-2	-	1	386
Opponents	41	8-11	39-40	0-1	-	-	-	-	309

FIELD GOALS	FGM-FGA	Pct	01-19	20-29	30-39	40-49	50-99	Lg	Blk
NAGGAR, Chris	17-21	81.0	0-0	6-6	6-6	5-7	0-2	48	0

PUNTING	No.	Yds	Avg	Long	TB	FC	I20	50+	Blkd
NAGGAR, Chris	29	1140	39.3	58	0	12	8	7	0
FRAANJE, Matt	5	162	32.4	41	0	2	2	0	0
Total	34	1302	38.3	58	0	14	10	7	0
Opponents	51	2242	44.0	75	4	12	12	12	1

KICKOFFS	No.	Yds	Avg	TB	OB	Retn	Net	YdLn
NAGGAR, Chris	69	4314	62.5	46	2			
CANNON, Charles	3	191	63.7	1	0			
Total	72	4505	62.6	47	2	17.0	41.5	23
Opponents	57	3421	60.0	22	4	19.0	40.7	24



ULYSSES BENTLEY IV



RASHEE RICE



2020 DEFENSIVE STATISTICS

No	Name	GP	Tackles				Sacks	Pass Def			Fumbles		Blkd	
			Solo	Ast	Total	TFL/Yds		Int-Yds	BrUp	QBH	Rcv-Yds	FF	Kick	Saf
3	ROBINSON, Delano	10	51	26	77	6.0-21	3.0-17	.	1	1
50	MCBRYDE, Richard	10	42	10	52	8.0-20	3.0-14	.	2
18	CROMARTIE, Chace	10	29	17	46	2.5-10	.	.	2	.	.	1	.	.
23	STEPHENS, Brandon	10	36	7	43	1.0-6	.	1-0	10	1	1-0	.	.	.
16	DENBOW, Trevor	10	26	11	37	7.0-19	1.0-2	1-11	1	1	.	3	.	.
2C	CLAY, Donald	10	31	5	36	1.0-4	.	.	3
1C	CALLOWAY, Chevin	10	21	12	33	3.0-5	.	.	2	.	1-0	.	.	.
5J	JOHNSON, Ar'mani	10	23	6	29	1.0-2	.	.	3
9	HAILEY, Shaine	10	22	7	29	4.5-11	0.5-3	.	.	1	1-0	.	.	.
40	CHATMAN, Elijah	10	22	3	25	7.5-29	3.0-21	.	.	1	2-0	.	.	.
55	WILEY, Gary	10	13	11	24	5.5-18	1-0	1	.	.
24	PHILLIPS, Jr., Jimmy	10	19	4	23	1.5-4	1.0-4	1-2
97	COXE, Turner	10	13	9	22	5.0-29	3.5-28	.	1
1	CROSSLEY, Brandon	10	18	3	21	2.0-13	.	4-35	5
90	PAUL, Nelson	9	11	8	19	4.5-21	2.5-19	.	.	2	1-0	.	.	.
33	AHO, Junior	10	11	7	18	5.5-16	4.0-14	1	.	.
13	ROBERSON JR, Roderick	8	9	5	14	.	.	.	2	1	.	1	.	.
95	JONES, Will	10	6	5	11	3.5-18	2.5-17
38	NDUKWE, Toby	10	5	6	11	1.0-1	.	.	.	1
43	HOLLOWAY, Brian	9	6	3	9	.	.	.	1
2	JONES, Cam	3	9	.	9	1.0-4
32	RISPRESS, JC	6	6	1	7
57	WILLIAMS, Mike	7	3	3	6
8	MASSEY, Bryan	8	6	.	6	.	.	.	1
96	LEVELSTON, Devere	8	4	2	6	1.0-8	1.0-8
91	NEWMAN, Terrance	10	3	3	6	2.0-4	1-0	1	.	.
99	LOVELESS, Harrison	10	2	2	4	1.0-1	1.0-1	.	.	1
48	BENTON, Will	10	1	1	2
41	ELLISON, Preston	4	2	.	2	1.0-4	.	.	1
1B	BELL, Judah	10	2	.	2
22	TAYLOR, Karl	1	1	1	2
25	McDANIEL, TJ	4	1	.	1
31	LAVINE, Tyler	9	1	.	1	1-0	.	.	.
6	UPSHAW, Austin	10	.	1	1
5W	WALLS, Warren	1	1	.	1
14	MOORE, Richard	1	.	1	1
2W	WESTFALL, Sam	6	1	.	1
1K	BURNS, Keke	9	1	.	1	1	.
98	PUGH, Jacob	6	.	1	1
28	DAVIS, Christian	4	1	.	1
21	WILLIAMS, TaMerik	10	1	.	1
42	KAZADI, Ra-Sun	3	.	1	1
39	BROWN, Darren	3	.	1	1
7	BUECHELE, Shane	10	1	.	1
35	FITZ, Armando	8	.	1	1
78	MORRIS, Beau	10	1	.	1
TM	TEAM	4	1
36	KEYS III, Terry	1	1-0	.	.	.
Total		10	462	184	646	76-268	26-148	7-48	35	10	10-0	8	1	1
Opponents		10	487	184	671	57-240	21-156	6-79	35	12	6-40	7	2	.



2020 RECAPS

SEPT. 5, 2020 - BOBCAT STADIUM - SAN MARCOS, TEXAS

[RV/RV] SMU

31

TEXAS STATE

24

SAN MARCOS, Texas (AP) -- Shane Buechele threw for 367 yards and a touchdown and SMU held on despite two second-half turnovers to win its first game at Texas State, 31-24 on Sept. 5.

Buechele threw a 51-yard touchdown pass to Reggie Roberson Jr. in the third quarter that gave the Mustangs the lead for good, 24-21 late in the third quarter.

TJ McDaniel ran for 130 yards and a 9-yard touchdown early in the third quarter for the Mustangs. Ulysses Bentley IV had two touchdown runs from 6 and 12 yards in the second quarter and finished with 49 yards rushing.

Roberson finished with six catches for 99 yards. Rashee Rice added five catches for 101 yards for the Mustangs.

Brady McBride was 21-of-39 passing for 227 yards and two touchdowns in his first start at Texas State. McBride tossed a 3-yard TD pass Jeremiah Haydel, who made a spectacular one-handed diving catch in the corner of the end zone in the second quarter.

The Bobcats played without tight ends due to quarantine restrictions and had offensive linemen fill the position. Calvin Hill ran for 100 yards and Brock Sturges added 95 yards rushing and a 4-yard touchdown run for Texas State.

Kordell Rodgers intercepted a Buechele pass and McBride answered with a 19-yard touchdown pass to Chandler Speights five plays later that tied the game 21-21 midway through the third quarter. McDaniel fumbled the ball to the Bobcats early in the fourth but Texas State turned it back over two plays later with a fumble.

Seating was limited to 7,500 at 30,000-seat Bobcat Stadium. Masks were mandated upon entry and encouraged while seated but not required. There was no general-admission seating.

It was the third meeting between the teams. SMU won last season and in 2008, both at home.

SCORING SUMMARY

SMU	0	14	14	3	31
Texas State	0	14	7	3	24

Qtr	Time	Scoring play
2nd	10:56	SMU - BENTLEY IV, U. 6 yd run (NAGGAR, C. kick)
	6:04	TXST - Sturges, B. 4 yd run (Orona, A. kick)
	3:47	SMU - BENTLEY IV, U. 12 yd run (NAGGAR, C. kick)
	0:32	TXST - Haydel, J. 3 yd pass from McBride, B. (Orona, A. kick)
3rd	12:12	SMU - McDANIEL, TJ 9 yd run (NAGGAR, C. kick)
	6:14	TXST - Speights, C. 19 yd pass from McBride, B. (Orona, A. kick)
	3:26	SMU - ROBERSON JR., R. 51 yd pass from BUECHELE, S. (NAGGAR, C. kick)
4th	2:20	SMU - NAGGAR, C. 32 yd field goal
	0:45	TXST - Orona, A. 47 yd field goal

TEAM STATS	SMU	TXST
FIRST DOWNS	26	22
RUSHES-YARDS (NET)	44-177	38-189
PASSING YDS (NET)	367	227
Passes Att-Comp-Int	36-26-2	39-21-1
TOTAL OFFENSE PLAYS-YARDS	80-544	77-416
Fumble Returns-Yards	0-0	0-0
Punt Returns-Yards	1-30	0-0
Kickoff Returns-Yards	2-43	1-19
Interception Returns-Yards	1-2	2-45
Punts (Number-Avg)	3-31.3	5-38.6
Fumbles-Lost	1-1	3-1
Penalties-Yards	7-63	4-43
Possession Time	32:03	27:57
Third-Down Conversions	6 of 13	6 of 16
Fourth-Down Conversions	0 of 1	2 of 3
Red-Zone Scores-Chances	4-5	4-5
Sacks By: Number-Yards	2-25	1-7

RUSHING: SMU-McDANIEL, TJ 27-130; BENTLEY IV, Ulysses 11-49; WILLIAMS, TaMerik 1-0; GRANSON, Kylen 1-0; BUECHELE, Shane 3-0; TEAM 1-minus 2. Texas State-Hill, Calvin 13-100; Sturges, Brock 14-95; McBride, Brady 10-3; Gipson, Jaylen 1-minus 9.

PASSING: SMU-BUECHELE, Shane 26-36-2-367. Texas State-McBride, Brady 21-39-1-227.

RECEIVING: SMU-ROBERSON JR., Reggie 6-99; RICE, Rashee 5-101; GRAY, Danny 4-72; PAGE, Tyler 4-37; McDANIEL, TJ 3-6; UPSHAW, Austin 2-39; GRANSON, Kylen 1-11; BENTLEY IV, Ulysses 1-2. Texas State-Speights, C 4-52; Sheread, J 4-42; Haydel, Jeremiah 4-37; Graham Jr, T 3-59; Jackson, Drue 3-23; Sturges, Brock 2-15; Hill, Calvin 1-minus 1.

SEPT. 19, 2020 - APOGEE STADIUM - DENTON, TEXAS

[RV/RV] SMU

65

[-/RV] NORTH TEXAS

35

DENTON, Texas (AP) -- Shane Buechele threw three of his four touchdown passes in the first quarter and SMU cruised to a 65-35 win over North Texas on Sept. 19.

Buechele completed 24 of 33 passes for 344 yards with no interceptions and added a 2-yard touchdown run. The senior moved into fourth on SMU's career list with seven 300-yard passing games and into fifth at the school with 39 career TD passes.

North Texas went three-and-out on the game's opening possession and then on SMU's first play from scrimmage Buechele hit Rashee Rice for a 50-yard gain. Three plays later Reggie Roberson Jr.'s 15-yard touchdown catch made it 7-0 with 12:33 less than 2 1/2 minutes into the game. Buechele hit Danny Gray for a 62-yard touchdown about three minutes later and Kylen Granson's 7-yard scoring reception gave the Mustangs a 21-0 lead with 3:27 left in the quarter.

SMU (2-0) is 33-6-1 all-time against the Mean Green, but is just 2-4 playing at North Texas.

Roberson finished with nine receptions for 103 yards and Rice had five catches for 102 yards.

The teams combined for 1,200 total yards, including 710 by SMU.

UNT (1-1) went three-and-out five times, failed two convert to fourth downs and committed two turnovers.

SCORING SUMMARY

SMU	21	13	21	10	65
North Texas	0	7	14	14	35

Qtr	Time	Scoring play
1st	12:33	SMU - ROBERSON JR., R. 15 yd pass from BUECHELE, S. (NAGGAR, C. kick)
	9:44	SMU - GRAY, D. 62 yd pass from BUECHELE, S. (NAGGAR, C. kick)
	3:27	SMU - GRANSON, K. 7 yd pass from BUECHELE, S. (NAGGAR, C. kick)
2nd	13:42	SMU - NAGGAR, C. 37 yd field goal
	8:31	UNT - DARDEN, J. 12 yd pass from BEAN, J. (MOONEY, E. kick)
	3:02	SMU - NAGGAR, C. 22 yd field goal
	0:18	SMU - BUECHELE, S. 2 yd run (NAGGAR, C. kick)
3rd	12:02	UNT - TORREY, D. 7 yd run (MOONEY, E. kick)
	10:53	SMU - BENTLEY IV, U. 4 yd run (NAGGAR, C. kick)
	8:44	UNT - AUNE, A. 5 yd run (MOONEY, E. kick)
	5:42	SMU - ROBERSON JR., R. 2 yd pass from BUECHELE, S. (NAGGAR, C. kick)
	0:11	SMU - BENTLEY IV, U. 9 yd run (NAGGAR, C. kick)
4th	14:02	UNT - DARDEN, J. 33 yd pass from AUNE, A. (MOONEY, E. kick)
	12:12	SMU - BENTLEY IV, U. 84 yd run (NAGGAR, C. kick)
	10:52	UNT - SIMPSON, D. 55 yd pass from AUNE, A. (MOONEY, E. kick)
	5:33	SMU - NAGGAR, C. 46 yd field goal

TEAM STATS	SMU	UNT
FIRST DOWNS	33	25
RUSHES-YARDS (NET)	51-366	53-212
PASSING YDS (NET)	344	305
Passes Att-Comp-Int	33-24-0	34-17-1
TOTAL OFFENSE PLAYS-YARDS	84-710	87-517
Fumble Returns-Yards	0-0	0-0
Punt Returns-Yards	2-1	2-0
Kickoff Returns-Yards	4-100	5-101
Interception Returns-Yards	1-0	0-0
Punts (Number-Avg)	3-28.7	6-46.7
Fumbles-Lost	1-0	2-1
Penalties-Yards	4-37	13-97
Possession Time	34:31	25:29
Third-Down Conversions	6 of 14	8 of 17
Fourth-Down Conversions	1 of 2	1 of 3
Red-Zone Scores-Chances	8-8	3-5
Sacks By: Number-Yards	1-5	1-11

RUSHING: SMU-BENTLEY IV, Ulysses 19-227; McDANIEL, TJ 15-59; LAVINE, Tyler 8-48; BUECHELE, Shane 5-29; GIPSON, Terrance 1-4; WILLIAMS, TaMerik 3-minus 1. North Texas-ADAWAY, Oscar 20-104; TORREY, DeAndre 14-45; JOHNSON, Isaiah 7-24; AUNE, Austin 4-22; BEAN, Jason 6-14; BURNS, Roderic 1-7; RODRIGUEZ, B. 1-minus 4.

PASSING: SMU-BUECHELE, Shane 24-33-0-344. North Texas-AUNE, Austin 13-25-1-276; BEAN, Jason 4-9-0-29.

RECEIVING: SMU-ROBERSON JR., Reggie 9-103; RICE, Rashee 5-102; GRAY, Danny 2-57; GRANSON, Kylen 2-25; BENTLEY IV, Ulysses 1-21; UPSHAW, Austin 1-20; PAGE, Tyler 1-9; McDANIEL, TJ 1-5; BELL, Judah 1-2; BUECHELE, Shane 1-0. North Texas-DARDEN, Jaelon 5-66; OGUNMAKIN, A. 3-47; BURNS, Roderic 2-62; SHORTER, Jyair 2-25; ROBERTS, Jake 2-17; SIMPSON, Deonte 1-55; WHITE, Greg 1-28; PIRTLE, Jason 1-5.



SEPT. 26, 2020 - GERALD J. STADIUM - DALLAS, TEXAS

SFA

7

[RV/RV] SMU

50

DALLAS (AP) -- Shane Buechele threw two touchdown passes, Ulysses Bentley IV ran for two more scores and SMU beat Stephen F. Austin 50-7 on Sept. 26.

Buechele was 14-of-25 passing for 141 yards with short scoring throws to Danny Gray and Kylan Granson. Gray also had a 6-yard touchdown run.

Bentley, who entered with a nation-leading five touchdowns, finished with 104 yards rushing on just six carries. TJ McDaniel added 104 yards on the ground for SMU (3-0). Terrance Gipson and TaMerik Williams each had a touchdown run in the fourth quarter.

Bentley scored the first time he touched the ball, running for 33 yards after catching Buechele's screen pass, capping the Mustangs' opening drive. Bentley added a 13-yard TD run that made it 36-0 with 9:36 left in the third quarter.

Trae Self completed 14 of 23 passes for 133 yards and ran for a 6-yard touchdown for Stephen F. Austin (0-3).

SCORING SUMMARY

SFA	0	0	7	0	7
SMU	22	7	7	14	50

Qtr	Time	Scoring play
1st	12:34	SMU - BENTLEY IV, U. 33 yd run (NAGGAR, C. kick blockd)
	6:52	SMU - GRAY, D. 11 yd pass from BUECHELE, S. (NAGGAR, C. kick)
	4:49	SMU - TEAM safety
	2:23	SMU - GRANSON, K. 9 yd pass from BUECHELE, S. (NAGGAR, C. kick)
2nd	2:21	SMU - GRAY, D. 6 yd run (NAGGAR, C. kick)
3rd	9:42	SMU - BENTLEY IV, U. 13 yd run (NAGGAR, C. kick)
	1:22	SFAFB - Self, T. 6 yd run (Campos, C. kick)
4th	8:44	SMU - GIPSON, T. 3 yd run (NAGGAR, C. kick)
	6:01	SMU - WILLIAMS, T. 5 yd run (NAGGAR, C. kick)

TEAM STATS	SFAFB	SMU
FIRST DOWNS	14	24
RUSHES-YARDS (NET)	40-51	38-260
PASSING YDS (NET)	165	172
Passes Att-Comp-Int	27-16-1	27-16-0
TOTAL OFFENSE PLAYS-YARDS	67-216	65-432
Fumble Returns-Yards	0-0	0-0
Punt Returns-Yards	1-0	4-83
Kickoff Returns-Yards	2-43	3-75
Interception Returns-Yards	0-0	1-4
Punts (Number-Avg)	5-34.0	2-36.0
Fumbles-Lost	3-0	0-0
Penalties-Yards	3-35	7-55
Possession Time	34:25	25:35
Third-Down Conversions	5 of 15	9 of 13
Fourth-Down Conversions	0 of 4	0 of 1
Red-Zone Scores-Chances	1-1	6-6
Sacks By: Number-Yards	2-8	5-22

RUSHING: SFA-Jaquarion, Turn 24-35; Henderson, Tre' 6-27; McGowen, Josh 3-1; Self, Trae 6-minus 4; Weeks, Preston 1-minus 8. SMU-McDANIEL, TJ 17-104; BENTLEY IV, Ulysses 6-104; WILLIAMS, TaMerik 3-38; GIPSON, Terrance 4-19; LAVINE, Tyler 2-8; GRAY, Danny 2-minus 2; TEAM 2-minus 3; BUECHELE, Shane 2-minus 8.

PASSING: SFA-Self, Trae 14-23-1-133; Weeks, Preston 2-4-0-32. SMU-BUECHELE, Shane 14-25-0-141; GIPSON, Terrance 2-2-0-31.

RECEIVING: SFA-Miller, Jeremia 4-41; Gibson, Xavier 4-28; Simmons, Remi 2-29; Jones, Larry 2-4; Love, Ty 1-26; Aune, Chad 1-17; Henderson, Tre' 1-14; Spence, Carson 1-6. SMU-GRANSON, Kylan 5-38; RICE, Rashee 3-37; ROBERSON JR., Reggie 2-29; GRAY, Danny 2-27; BURNS, Keke 1-28; MCINTYRE, Tommy 1-6; LAVINE, Tyler 1-4; DORRITY, Matt 1-3.

OCT. 3, 2020 - GERALD J. STADIUM - DALLAS, TEXAS

[25/24] MEMPHIS

27

[RV/RV] SMU

30

DALLAS (AP) -- Chris Naggar kicked a 43-yard field goal with nine seconds left and SMU beat No. 25 Memphis 30-27 on Oct. 3, after the Mustangs blew an early three-touchdown lead against a team playing its first game in four weeks.

Memphis (1-1), which because of COVID-19 issues hadn't played since winning its opener Sept. 5, was driving for a potential go-ahead score when Brady White was sacked and fumbled with 1:25 left. That set up the final drive for SMU (4-0), which never trailed.

Shane Buechele was 32-of-45 passing for 474 yards and three touchdowns. That included catch-and-run scores of 70 and 85 yards to Reggie Roberson before the star receiver left the game with an apparent left knee injury late in the third. Roberson finished with five catches for 243 yards.

White was 29-of-42 for 380 yards, three touchdowns and two interceptions. Damonte Coxie had eight catches for 169 yards.

Memphis last played a month ago against Arkansas State. The Tigers didn't play their next two scheduled games and had an 11-day gap without practicing because of positive COVID-19 tests in the program.

SMU had a 24-3 lead after Roberson's 85-yard score early in the second quarter. Buechele stepped up in the pocket and hit Roberson near the 25, where the receiver made a defender miss and then took off down the sideline.

After the two teams traded turnovers in the final minute of the first half, Memphis was within 27-20 on Riley Patterson's 56-yard field goal as time expired. The Tigers got even at 27 on White's 5-yard TD pass to Tahj Washington late in the third quarter.

SCORING SUMMARY

Memphis	3	17	7	0	27
SMU	17	7	3	3	30

Qtr	Time	Scoring play
1st	10:34	SMU - NAGGAR, C. 27 yd field goal
	7:58	MEM - PATTERSON, R. 26 yd field goal
	3:52	SMU - GRAY, D. 3 yd pass from BUECHELE, S. (NAGGAR, C. kick)
	1:07	SMU - ROBERSON JR., R. 70 yd pass from BUECHELE, S. (NAGGAR, C. kick)
2nd	9:51	SMU - ROBERSON JR., R. 85 yd pass from BUECHELE, S. (NAGGAR, C. kick)
	7:16	MEM - AUSTIN, C. 8 yd pass from WHITE, B. (PATTERSON, R. kick)
	3:30	MEM - DYKES, S. 27 yd pass from WHITE, B. (PATTERSON, R. kick)
	0:00	MEM - PATTERSON, R. 56 yd field goal
3rd	9:29	SMU - NAGGAR, C. 25 yd field goal
	2:53	MEM - WASHINGTON, T. 5 yd pass from WHITE, B. (PATTERSON, R. kick)
4th	0:09	SMU - NAGGAR, C. 43 yd field goal

TEAM STATS	MEM	SMU
FIRST DOWNS	26	21
RUSHES-YARDS (NET)	38-205	26-75
PASSING YDS (NET)	296	474
Passes Att-Comp-Int	42-29-2	46-32-0
TOTAL OFFENSE PLAYS-YARDS	80-501	72-549
Fumble Returns-Yards	0-0	0-0
Punt Returns-Yards	2-15	1-7
Kickoff Returns-Yards	3-41	2-22
Interception Returns-Yards	0-0	2-11
Punts (Number-Avg)	4-44.2	4-45.8
Fumbles-Lost	2-2	2-2
Penalties-Yards	5-40	7-60
Possession Time	30:51	29:09
Third-Down Conversions	10 of 17	9 of 17
Fourth-Down Conversions	1 of 1	1 of 1
Red-Zone Scores-Chances	3-4	3-4
Sacks By: Number-Yards	2-10	3-12

RUSHING: Memphis-CLARK, R. 16-98; WATKINS, Kylan 10-68; WEAVER, M. 5-30; WHITE, Brady 5-7; MARTIN, Asa 2-2. SMU-BENTLEY IV, Ulysses 13-32; BUECHELE, Shane 7-27; LAVINE, Tyler 5-12; McDANIEL, TJ 1-4.

PASSING: Memphis-WHITE, Brady 29-42-2-296. SMU-BUECHELE, Shane 32-46-0-474.

RECEIVING: Memphis-COXIE, Damonte 8-85; DYKES, Sean 6-85; AUSTIN, Calvin 6-78; CLARK, R. 4-10; WASHINGTON, T. 2-11; WATKINS, Kylan 2-4; WILSON, K. 1-23. SMU-GRAY, Danny 6-42; ROBERSON JR., Reggie 5-243; GRANSON, Kylan 5-94; PAGE, Tyler 5-16; RICE, Rashee 4-32; UPSHAW, Austin 4-28; BENTLEY IV, Ulysses 3-19.



OCT. 16, 2020 - YULMAN STADIUM - NEW ORLEANS, LA.

[17/18] SMU

37

TULANE

34

NEW ORLEANS (AP) — Brandon Crossley ended the first overtime possession with an interception and Chris Naggar made a 34-yard field goal to give No. 17 SMU a 37-34 victory over Tulane on Oct. 16.

Crossley intercepted Tulane freshman Michael Pratt's pass to put the Mustangs (5-0, 3-0 American Athletic) in position to win with the field goal.

"It's good to get a hard-fought win," SMU coach Sonny Dykes said. "We had our hands full and we were really fortunate to win. It's very difficult to be able to win a mid-week game on the road, especially with all the problems that we created for ourselves. We just didn't seem to be in sync on either side of the ball. We did a bunch of things that if you normally do, you lose ball games. But, we were able to win."

SMU is 5-0 for the second straight season, a feat it last accomplished in 1983.

"Being able to accomplish what we have these last two years says we are getting better as a program," Dykes said. "When you take over a program you want to always try and get better. It's a credit to the players for buying in and doing what we are asking them to do."

The Green Wave (2-3, 0-3) rallied to force overtime on Merek Glover's 27-yard field goal with 1:30 left.

"We went blow for blow with them," Tulane coach Willie Fritz said. "Unfortunately, they get the last one in. I saw a lot of good things from our guys. Really was impressed with the way we battled and fought back."

After Tulane took a 31-27 lead early in the fourth quarter on Pratt's 7-yard touchdown, the Mustangs pulled ahead 34-31 lead on Shane Buechele's 10-yard pass to Danny Gray.

Buechele completed 23 of 37 passes for 384 yards and two touchdowns. He entered the game second nationally in passing yards.

Rashee Rice had seven receptions for 139 yards and a touchdown, and Gray added five catches for 133 yards and a touchdown and had a 32-yard scoring run. Ulysses Bentley ran for 94 yards and a touchdown on 25 carries.

SCORING SUMMARY

SMU	10	7	10	7	3	37
Tulane	7	10	7	10	0	34

Qtr	Time	Scoring play
1st	11:32	TULANE - Jones, My. 31 yd pass from Pratt, M. (Glover, M. kick)
	9:59	SMU - GRAY, D. 32 yd run (NAGGAR, C. kick)
	5:32	SMU - NAGGAR, C. 48 yd field goal
2nd	6:26	TULANE - Pratt, M. 1 yd run (Glover, M. kick)
	2:43	SMU - RICE, R. 10 yd pass from BUECHELE, S. (NAGGAR, C. kick)
	0:44	TULANE - Glover, M. 34 yd field goal
3rd	11:38	TULANE - Hudson, S. 22 yd run (Glover, M. kick)
	10:26	SMU - BENTLEY IV, U. 2 yd run (NAGGAR, C. kick)
	3:17	SMU - NAGGAR, C. 33 yd field goal
4th	12:59	TULANE - Pratt, M. 7 yd run (Glover, M. kick)
	7:12	SMU - GRAY, D. 10 yd pass from BUECHELE, S. (NAGGAR, C. kick)
	1:30	TULANE - Glover, M. 27 yd field goal
OT	15:00	SMU - NAGGAR, C. 34 yd field goal

TEAM STATS

	SMU	TULANE
FIRST DOWNS	25	23
RUSHES-YARDS (NET)	43-142	48-195
PASSING YDS (NET)	439	192
Passes Att-Comp-Int	38-24-0	29-12-1
TOTAL OFFENSE PLAYS-YARDS	81-581	77-387
Fumble Returns-Yards	0-0	0-0
Punt Returns-Yards	4-4	1-8
Kickoff Returns-Yards	3-43	4-62
Interception Returns-Yards	1-13	0-0
Punts (Number-Avg)	3-35.7	6-46.8
Fumbles-Lost	3-1	0-0
Penalties-Yards	10-92	11-86
Possession Time	31:01	28:59
Third-Down Conversions	10 of 18	5 of 14
Fourth-Down Conversions	0 of 0	0 of 0
Red-Zone Scores-Chances	5-5	4-4
Sacks By: Number-Yards	4-23	3-24

RUSHING: SMU-BENTLEY IV, Ulysses 25-94; GRAY, Danny 1-32; LAVINE, Tyler 9-25; BUECHELE, Shane 8-minus 9. Tulane-Hudson, S. 19-132; Pratt, M. 16-26; Watts, P. 2-13; Jones, Am. 5-12; Carroll, C. 6-12.

PASSING: SMU-BUECHELE, Shane 23-37-0-384; PAGE, Tyler 1-1-0-55. Tulane-Pratt, M. 12-29-1-192.

RECEIVING: SMU-RICE, Rashee 7-139; GRAY, Danny 5-133; PAGE, Tyler 4-101; GRANSON, Kylan 4-61; BENTLEY IV, Ulysses 3-minus 1; WILLIAMS, TaMerik 1-6. Tulane-Watts, D. 3-56; Watts, P. 3-51; Jones, My. 2-38; Jones, Am. 2-28; James, T. 2-19.

OCT. 24, 2020 - GERALD J. FORD STADIUM - DALLAS, TEXAS

[9/10] CINCINNATI

42

[16/16] SMU

13

DALLAS (AP) — Desmond Ridder had an upset stomach that briefly sent him to the injury tent. On the field, the Cincinnati quarterback was nothing but trouble for SMU.

Ridder ran for 179 yards on only eight carries and scored three touchdowns, including a 91-yarder in the fourth quarter. He also threw for 126 yards and a score to help No. 9 Cincinnati beat No. 16 SMU 42-13 on Oct. 24 in a showdown of unbeaten teams.

Cincinnati (4-0, 2-0 American Athletic Conference) played its first game since Oct. 3. The Bearcats had an open date the following weekend and then had their scheduled Oct. 17 home game against Tulsa moved to Dec. 5 because of positive COVID-19 cases at Cincinnati and the quarantining of athletes at the school.

Ridder completed 13 of 21 passes. He had scoring runs of 15, 32 and 91 yards, and threw a 7-yard touchdown pass to Josh Whyle to open the scoring.

"We see it every single day," Cincinnati coach Luke Fickell said. "I was just waiting for some more people to be able to see it. He really showed what he is when it's really tough. He does his best job when the heat is on."

The 91-yard touchdown run down the left sideline, with no one ahead of him during the final 60 yards, gave Cincinnati a 35-13 lead with 4:26 to play and finally put away an SMU team that threatened to get back in the game earlier in the quarter.

SCORING SUMMARY

Cincinnati	14	0	14	14	42
SMU	0	10	0	3	13

Qtr	Time	Scoring play
1st	6:05	CIN - WHYLE, J. 7 yd pass from RIDDER, D. (SMITH, C. kick)
	2:20	CIN - RIDDER, D. 15 yd run (SMITH, C. kick)
2nd	6:23	SMU - RICE, R. 9 yd pass from BUECHELE, Shane (NAGGAR, C. kick)
	0:00	SMU - NAGGAR, C. 26 yd field goal
3rd	6:13	CIN - DOAKS, G. 1 yd run (SMITH, C. kick)
	3:22	CIN - RIDDER, D. 32 yd run (SMITH, C. kick)
4th	11:57	SMU - NAGGAR, C. 22 yd field goal
	4:39	CIN - RIDDER, D. 91 yd run (SMITH, C. kick)
	2:03	CIN - DOAKS, G. 35 yd run (SMITH, C. kick)

TEAM STATS

	CIN	SMU
FIRST DOWNS	17	22
RUSHES-YARDS (NET)	35-313	39-75
PASSING YDS (NET)	126	215
Passes Att-Comp-Int	21-13-0	46-24-1
TOTAL OFFENSE PLAYS-YARDS	56-439	85-290
Fumble Returns-Yards	0-0	0-0
Punt Returns-Yards	0-0	2-18
Kickoff Returns-Yards	2-43	4-85
Interception Returns-Yards	1-2	0-0
Punts (Number-Avg)	5-45.8	5-39.2
Fumbles-Lost	3-2	1-0
Penalties-Yards	12-126	6-60
Possession Time	27:15	32:45
Third-Down Conversions	7 of 13	7 of 20
Fourth-Down Conversions	1 of 1	1 of 5
Red-Zone Scores-Chances	3-3	3-5
Sacks By: Number-Yards	5-39	0-0

RUSHING: Cincinnati-RIDDER, Desmond 8-179; DOAKS, Gerrid 20-105; FORD, Jerome 4-24; MCCLELLAND, C. 3-5. SMU-BENTLEY IV, Ulysses 16-40; LAVINE, Tyler 9-30; BUECHELE, Shane 11-13; WILLIAMS, TaMerik 2-4; GIPSON, Terrance 1-minus 12.

PASSING: Cincinnati-RIDDER, Desmond 13-21-0-126. SMU-BUECHELE, Shane 23-44-1-216; GIPSON, Terrance 1-1-0-minus 1; PAGE, Tyler 0-1-0-0.

RECEIVING: Cincinnati-PIERCE, Alec 3-22; TUCKER, Tre 2-24; JACKSON, J. 2-21; WHYLE, Josh 2-16; YOUNG, Michael 1-19; JONES, Jordan 1-12; TAYLOR, Leonard 1-7; DOAKS, Gerrid 1-5. SMU-RICE, Rashee 5-64; GRANSON, Kylan 4-68; GRAY, Danny 4-11; PAGE, Tyler 3-28; BENTLEY IV, Ulysses 3-19; LAVINE, Tyler 2-18; WILLIAMS, TaMerik 2-minus 1; UPSHAW, Austin 1-8.



OCT. 31, 2020 - GERALD J. FORD STADIUM - DALLAS, TEXAS

NAVY

37

[22/23] SMU

51

DALLAS (AP) — Shane Buechele threw three touchdown passes, Ulysses Bentley IV ran for two scores and No. 22 SMU rebounded from its first loss with a 51-37 victory over Navy on Oct. 31.

The Mustangs (6-1, 3-1 American Athletic) scored 30 consecutive points from late in the second quarter to early in the fourth, a run that started with 10 points in the final 7 seconds of the first half.

After the first of Buechele's two scoring tosses to Rashee Rice, Nelson Smith fumbled and SMU's Gary Wiley won the scramble for the loose ball at the Navy 18 with a second remaining. Chris Naggar's 34-yard field goal made it 31-17.

The Mustangs should have been pinned inside their 5 for their first possession of the second half, but Navy's Devin Mathews stepped on the goal line while batting a bouncing punt back toward the field. SMU took over at the 20, and Buechele later connected with Austin Upshaw for a 42-yard TD.

A week after finishing with a passer efficiency rating below 100 for the first time in two seasons at SMU, Buechele was at 207.5 after completing 23 of 28 passes for 300 yards with no interceptions.

Smith had 55 yards rushing and a touchdown by early in the second quarter but finished with 54 for the Midshipmen (3-4, 3-2) as SMU controlled the triple-option attack in the second half a week after giving up 313 yards rushing in a 42-13 loss to No. 7 Cincinnati.

Bentley finished with 149 yards on 25 carries and set up Rice's second TD with a 61-yard catch when he came out of the backfield as Buechele was faking a run up the middle and the quarterback hit his lead back in stride over the middle.

Tyler Lavine put SMU in front for the first time at 21-14 on a 10-yard run midway through the second quarter. He had another TD on a 48-yard run when his knee never touched the ground as he rolled over a pile. Lavine popped up and ran the final 40 yards untouched and finished with 74 yards. Rice had 46 yards receiving.

SMU finished with 255 yards rushing to 191 for Navy, the first time the Mustangs have had more yards on the ground than the Midshipmen since 1998.

The Mustangs slowed Navy's vaunted running game with several big plays in the backfield against the option. SMU finished with 12 tackles for loss.

Perhaps the biggest came from Trevor Denbow on the first drive of the second half. Navy had a first down at the SMU 36 when the linebacker dropped Carlino Acie for a 6-yard loss. Navy ended up punting, and SMU soon had a three-touchdown lead. Denbow was one of four SMU players with two tackles for loss.

SCORING SUMMARY

Navy	7	10	0	20	37
SMU	0	31	14	6	51

Qtr	Time	Scoring play
1st	5:19	NAVY - SMITH, N. 3 yd run (NICHOLS, B. kick)
2nd	14:52	SMU - BENTLEY IV, U. 4 yd run (NAGGAR, C. kick)
	12:25	NAVY - WARREN, C. 7 yd run (NICHOLS, B. kick)
	9:48	SMU - BENTLEY IV, U. 18 yd run (NAGGAR, C. kick)
	7:35	SMU - LAVINE, T. 10 yd run (NAGGAR, C. kick)
	1:18	NAVY - NICHOLS, B. 46 yd field goal
	0:07	SMU - RICE, R. 5 yd pass from BUECHELE, S. (NAGGAR, C. kick)
	0:00	SMU - NAGGAR, C. 35 yd field goal
3rd	10:32	SMU - UPSHAW, A. 42 yd pass from BUECHELE, S. (NAGGAR, C. kick)
	5:17	SMU - RICE, R. 20 yd pass from BUECHELE, S. (NAGGAR, C. kick)
4th	14:44	SMU - LAVINE, T. 48 yd run (NAGGAR, C. kick blocked)
	12:37	NAVY - CAROTHERS, J. 62 yd pass from GOSLIN, T. (GOSLIN, T. rush failed)
	8:17	NAVY - WARREN, C. 19 yd run (NICHOLS, B. kick)
	2:39	NAVY - COOPER, M. 14 yd pass from GOSLIN, T. (NICHOLS, B. kick)

TEAM STATS	NAVY	SMU
FIRST DOWNS	27	25
RUSHES-YARDS (NET) 4	5-191	37-255
PASSING YDS (NET)	239	300
Passes Att-Comp-Int	30-14-0	28-23-0
TOTAL OFFENSE PLAYS-YARDS	75-430	65-555
Fumble Returns-Yards	1-1	0-0
Punt Returns-Yards	0-0	1-2
Kickoff Returns-Yards	1-21	4-73
Interception Returns-Yards	0-0	0-0
Punts (Number-Avg)	4-41.8	2-37.0
Fumbles-Lost	1-1	1-1
Penalties-Yards	4-30	6-56
Possession Time	34:27	25:33
Third-Down Conversions	6 of 15	7 of 11
Fourth-Down Conversions	4 of 4	1 of 1
Red-Zone Scores-Chances	4-4	6-6
Sacks By: Number-Yards	1-2	4-17

RUSHING: NAVY-WILLIAMS, CJ 5-63; WARREN, Chance 8-56; SMITH, Nelson 10-54; FIELDS, Myles 5-17; CAROTHERS, J 6-11; WALKER, Mark 1-9; GOSLIN, Tyger 2-8; ACIE, Carlino 2-minus 7; MORRIS, Dalen 6-minus 20. SMU-BENTLEY IV, Ulysses 25-149; LAVINE, Tyler 5-74; BUECHELE, Shane 3-16; WILLIAMS, TaMerik 3-8; GIPSON, Terrance 1-8.

PASSING: NAVY-MORRIS, Dalen 8-19-0-116; GOSLIN, Tyger 6-10-0-123; WARREN, Chance 0-1-0-0. SMU-BUECHELE, Shane 23-28-0-300.

RECEIVING: NAVY-COOPER, Mychal 4-53; WILLIAMS, CJ 3-19; CAROTHERS, J 2-91; MATHEWS, Devin 2-36; WARREN, Chance 1-21; MITCHELL, Ryan 1-15; WALKER, Mark 1-4. SMU-PAGE, Tyler 6-61; RICE, Rashee 5-46; BENTLEY IV, Ulysses 4-66; GRANSON, Kylen 3-39; UPSHAW, Austin 2-45; LAVINE, Tyler 2-22; BELL, Judah 1-19.

NOV. 7, 2020 - LINCOLN FINANCIAL FIELD - PHILADELPHIA, PA.

[18/18] SMU

47

TEMPLE

23

PHILADELPHIA (AP) — Shane Buechele threw four touchdown passes, two to Tyler Page, and No. 18 SMU broke away from undermanned Temple 47-23 Nov. 7.

The game was pushed back from its original Thursday date while Temple dealt with virus-related issues. The Owls were missing 15 players who were in COVID-19 protocol.

SMU led 20-16 before Buechele connected with Kylen Granson on a 24-yard TD pass on the first play of the fourth quarter. The Mustangs (7-1, 4-1 American Athletic Conference) scored four touchdowns in the first 7 1/2 minutes of the period.

Temple (1-4, 1-4) scored on the first play of the game, with wide receiver Randle Jones going 75 yards on a screen pass from Trad Beatty.

Page, who came into the game fifth on the Mustangs this year in yards receiving, caught nine passes for 131 yards.

Playing in the slot most of the game, Page took advantage of a soft middle of the Temple defense and then used his speed to rack up most of his yards after making the catch. Buechele was 24 for 355 yards.

Tayvon Ruley's 3-yard touchdown run helped Temple build a 13-10 halftime lead.

Buechele put SMU ahead for good when he found Page with a 44-yard strike on the first drive of the second half.

In the fourth quarter, Buechele added a 33-yard TD toss to Rashee Rice while Tyler Lavine had a 2-yard touchdown plunge and TaMerik Williams added a 49-yard scoring scamper.

The Owls added a touchdown in the final minute on an 11-yard pass from Re-al Mitchell to tight end Aaron Jarman. It was the first touchdown pass at Temple for Mitchell, a redshirt sophomore who transferred from Iowa State.

The Mustangs outscored their first seven opponents by a combined margin of 159-89 in the first half. But Temple's 13-10 edge marked only the second halftime deficit of the season for SMU. The only other time was in the Mustangs lone loss to nationally ranked Cincinnati.

The Owls were without starting linebacker Jordan Magee, one of the players in COVID-19 protocol. Temple also was missing starting quarterback Anthony Russo for the second straight game with a shoulder injury.

SCORING SUMMARY

SMU	7	3	10	27	47
Temple	13	0	3	7	23

Qtr	Time	Scoring play
1st	14:47	TEMPLE - JONES, R. 75 yd pass from BEATTY, T. (BELL, R. kick failed)
	11:10	SMU - PAGE, T. 24 yd pass from BUECHELE, S. (NAGGAR, C. kick)
	1:32	TEMPLE - RULEY, T. 3 yd run (BELL, R. kick)
2nd	3:41	SMU - NAGGAR, C. 40 yd field goal
3rd	12:58	SMU - PAGE, T. 44 yd pass from BUECHELE, S. (NAGGAR, C. kick)
	8:36	SMU - NAGGAR, C. 27 yd field goal
	1:14	TEMPLE - BELL, R. 26 yd field goal
4th	14:54	SMU - GRANSON, K. 24 yd pass from BUECHELE, S. (NAGGAR, C. kick failed)
	12:42	SMU - LAVINE, T. 2 yd run (NAGGAR, C. kick), 3-34 0:54
	9:17	SMU - RICE, R. 33 yd pass from BUECHELE, S. (NAGGAR, C. kick)
	7:32	SMU - WILLIAMS, T. 49 yd run (NAGGAR, C. kick)
	0:35	TEMPLE - JARMAN, A. 11 yd pass from MITCHELL, R. (BELL, R. kick)

TEAM STATS	SMU	TEMPLE
FIRST DOWNS	24	19
RUSHES-YARDS (NET)	32-194	43-157
PASSING YDS (NET)	355	211
Passes Att-Comp-Int	35-24-0	30-17-0
TOTAL OFFENSE PLAYS-YARDS	67-549	73-368
Fumble Returns-Yards	0-0	0-0
Punt Returns-Yards	4-64	1-12
Kickoff Returns-Yards	1-12	0-0
Interception Returns-Yards	0-0	0-0
Punts (Number-Avg)	2-43.5	7-47.3
Fumbles-Lost	0-0	0-0
Penalties-Yards	2-20	4-30
Possession Time	24:55	35:05
Third-Down Conversions	6 of 12	6 of 17
Fourth-Down Conversions	1 of 2	2 of 3
Red-Zone Scores-Chances	3-3	3-3
Sacks By: Number-Yards	1-8	2-14

RUSHING: SMU-BENTLEY IV, Ulysses 17-79; WILLIAMS, TaMerik 1-49; LAVINE, Tyler 8-49; BUECHELE, Shane 5-19; TEAM 1-minus 2. Temple-MITCHELL, Re-al 17-66; RULEY, Tayvon 15-66; NEELY, Onasis 2-13; SAYDEE, Edward 4-11; DOBBINS, Kyle 3-5; BEATTY, Trad 2-minus 4.

PASSING: SMU-BUECHELE, Shane 24-35-0-355. Temple-MITCHELL, Re-al 11-21-0-103; BEATTY, Trad 6-9-0-108.

RECEIVING: SMU-PAGE, Tyler 9-131; GRANSON, Kylen 6-149; RICE, Rashee 5-59; GRAY, Danny 2-13; BURNS, Keke 1-3; BENTLEY IV, Ulysses 1-0. Temple-FOX, DeVon 5-46; BLUE, Jadan 5-34; JONES, Randle 2-86; MACK, Branden 2-27; JARMAN, Aaron 1-11; REAMS, Kadas 1-9; RULEY, Tayvon 1-minus 2.



NOV. 14, 2020 - H.A. CHAPMAN STADIUM - TULSA, OKLA.

[19/19] SMU

24

[RV/RV] TULSA

28

TULSA, Okla. (AP) — Zach Smith threw for 325 yards and three touchdowns to help Tulsa recover from a 21-point second quarter deficit and upset No. 19 SMU 28-24 on Nov. 14.

After throwing an interception and losing a fumble that led to another touchdown on his first two possessions, Smith bounced back. He completed 26 of 38 passes, including a 4-yard touchdown toss to James Palmer for the go-ahead touchdown with 2:11 remaining.

It was the third time this season the Golden Hurricane (4-1, 4-0 American Athletic Conference) won after trailing by double digits in the first half, and the second time they did it against a ranked team. They trailed 23-5 against No. 11 UCF on Oct. 3 before rallying to win 34-26.

For the fifth straight meeting, SMU and Tulsa played a game decided by six points or fewer, including an SMU triple overtime win last season.

Shane Buechele completed 18 of 36 passes for 200 yards and one touchdown, along with one interception, for SMU (7-2, 5-2), which missed an opportunity to move ahead of Tulsa into second place in the American standings.

Tulsa was playing just its second home game of the season in front of a socially-distanced crowd of 3,940.

The Mustangs, who entered the game 10th in the nation with 13 takeaways, got two more on Tulsa's first two possessions and they played a big role in their early lead.

Brandon Crossley recorded his team-leading fourth interception when he picked off Smith and returned it 18 yards for the game's first touchdown 4:13 into the opening quarter. Then Smith dropped the ball as he was about to pass, and Elijah Chatman recovered the fumble on the Tulsa 19. Four plays later, Buechele connected with Kylen Granson for a 22-yard touchdown pass to give the Mustangs a 14-0 lead.

SCORING SUMMARY

SMU	14	10	0	0	24
Tulsa	0	7	7	14	28

Qtr Time Scoring play

1st	10:47	SMU - CROSSLEY, B. 18 yd interception return (NAGGAR, C. kick)
	8:19	SMU - GRANSON, K. 22 yd pass from BUECHELE, S. (NAGGAR, C. kick)
2nd	14:58	SMU - BENTLEY IV, U. 1 yd run (NAGGAR, C. kick)
	6:15	TLS - JOHNSON, J. 20 yd pass from SMITH, Z. (LONG, Z. kick)
	2:37	SMU - NAGGAR, C. 45 yd field goal
3rd	2:51	TLS - WILKERSON, T. 1 yd run (LONG, Z. kick)
4th	13:31	TLS - JOHNSON, J. 35 yd pass from SMITH, Z. (LONG, Z. kick)
	2:11	TLS - PALMER, J. 4 yd pass from SMITH, Z. (LONG, Z. kick)

TEAM STATS

FIRST DOWNS	SMU	TULSA
RUSHES-YARDS (NET)	40-151	45-130
PASSING YDS (NET)	200	325
Passes Att-Comp-Int	36-18-1	38-26-1
TOTAL OFFENSE PLAYS-YARDS	76-351	83-455
Fumble Returns-Yards	0-0	0-0
Punt Returns-Yards	1-14	1-1
Kickoff Returns-Yards	2-50	0-0
Interception Returns-Yards	1-18	1-5
Punts (Number-Avg)	5-40.4	4-54.5
Fumbles-Lost	0-0	1-1
Penalties-Yards	11-70	13-117
Possession Time	30:42	29:18
Third-Down Conversions	4 of 16	10 of 17
Fourth-Down Conversions	1 of 3	0 of 1
Red-Zone Scores-Chances	3-3	3-5
Sacks By: Number-Yards	3-20	2-18

RUSHING: SMU-BENTLEY IV, Ulysses 26-103; LAVINE, Tyler 9-30; BUECHELE, Shane 5-18. Tulsa-WILKERSON, T. 21-94; PRINCE, D. 16-57; STOKES, K. 1-4; TEAM 1-minus 6; SMITH, Z. 6-minus 19.

PASSING: SMU-BUECHELE, Shane 18-36-1-200. Tulsa-SMITH, Z. 26-38-1-325.

RECEIVING: SMU-GRAY, Danny 8-93; RICE, Rashee 4-57; GRANSON, Kylen 2-24; PAGE, Tyler 2-13; LAVINE, Tyler 1-8; BENTLEY IV, Ulysses 1-5. Tulsa-STOKES, K. 8-122; JOHNSON, J. 8-101; SANTANA, J. 5-57; CRAWFORD JR, S. 4-41; PALMER, J. 1-4.

NOV. 28, 2020 - DOWDY-FICKLEN STADIUM - GREENVILLE, N.C.

[RV/RV] SMU

38

ECU

52

GREENVILLE, N.C. (AP) — Holton Ahlers threw for four first-half touchdowns and East Carolina held off SMU's second-half rally for a 52-38 victory on Nov. 28.

ECU (3-6, 3-5 American) scored a touchdown on its first six possessions of the game, and closed the half with a short field goal for a 45-7 lead.

Ahlers was 11-of-17 passing for 158 yards in the first half. WR Tyler Sneed also had a passing touchdown on a reverse and Keaton Mitchell rushed for 57 yards and a score.

SMU (7-3, 4-3) battled back in the second half with four touchdowns. Shane Buechele scored on a QB sneak and later connected with Ulysses Bentley IV as the Mustangs scored 17 unanswered points in the third quarter.

But Darius Pinnix Jr. sealed it by capping a five-play, 75-yard drive with a short TD run for a 52-24 lead early in the fourth.

Ahlers finished with 298 yards passing, while Buechele was 35 of 50 for 314 yards with two touchdowns and two interceptions.

SCORING SUMMARY

SMU	7	0	17	14	38
ECU	21	24	0	7	52

Qtr Time Scoring play

1st	9:08	ECU - MITCHELL, K. 9 yd run (VERITY, J. kick)
	7:07	ECU - PROEHL, B. 11 yd pass from AHLERS, H. (VERITY, J. kick)
	3:27	SMU - GRANSON, K. 6 yd pass from BUECHELE, S. (NAGGAR, C. kick)
	0:00	ECU - PROEHL, B. 35 yd pass from SNEAD, T. (VERITY, J. kick)
2nd	11:01	ECU - JOHNSON, C.J. 14 yd pass from AHLERS, H. (VERITY, J. kick)
	6:16	ECU - MITCHELL, K. 7 yd pass from AHLERS, H. (VERITY, J. kick)
	4:00	ECU - SNEAD, T. 16 yd pass from AHLERS, H. (VERITY, J. kick)
	0:01	ECU - VERITY, J. 29 yd field goal
3rd	8:12	SMU - BUECHELE, S. 1 yd run (RICE, R. pass from BUECHELE, S.)
	4:56	SMU - BENTLEY IV, U. 26 yd pass from BUECHELE, S. (BUECHELE, S. pass failed)
	0:00	SMU - NAGGAR, C. 36 yd field goal
4th	13:15	ECU - PINNIX, D. 2 yd run (VERITY, J. kick)
	7:28	SMU - LAVINE, T. 5 yd run (NAGGAR, C. kick)
	7:05	SMU - LAVINE, T. 4 yd run (NAGGAR, C. kick)

TEAM STATS

FIRST DOWNS	SMU	ECU
RUSHES-YARDS (NET)	27-70	43-160
PASSING YDS (NET)	314	333
Passes Att-Comp-Int	51-35-2	30-21-0
TOTAL OFFENSE PLAYS-YARDS	78-384	73-493
Fumble Returns-Yards	0-0	1-39
Punt Returns-Yards	1-39	2-39
Kickoff Returns-Yards	4-48	2-9
Interception Returns-Yards	0-0	2-31
Punts (Number-Avg)	5-40.2	5-39.4
Fumbles-Lost	1-1	2-2
Penalties-Yards	8-77	7-72
Possession Time	29:43	30:17
Third-Down Conversions	5 of 13	3 of 11
Fourth-Down Conversions	1 of 2	2 of 2
Red-Zone Scores-Chances	5-5	7-8
Sacks By: Number-Yards	2-13	2-23

RUSHING: SMU-BENTLEY IV, Ulysses 12-36; LAVINE, Tyler 6-34; BUECHELE, Shane 9-0. East Carolina-MITCHELL, Ktn 20-68; HATFIELD, Jsi 3-34; PINNIX, Darius 11-32; LARSEN, Luke 1-25; AHLERS, Holton 8-1.

PASSING: SMU-BUECHELE, Shane 35-50-2-314; PAGE, Tyler 0-1-0-0. East Carolina-AHLERS, Holton 20-29-0-298; SNEAD, Tyler 1-1-0-35.

RECEIVING: SMU-UPSHAW, Austin 8-78; BELL, Judah 7-53; RICE, Rashee 5-46; PAGE, Tyler 5-26; BENTLEY IV, Ulysses 4-41; GRANSON, Kylen 3-27; LAVINE, Tyler 2-41; BURNS, Keke 1-2. East Carolina-SNEAD, Tyler 7-92; PROEHL, Blake 6-152; HATFIELD, Jsi 2-22; JOHNSON, C.J. 2-19; CALHOUN, Shane 1-22; BURNETTE, Cam 1-19; MITCHELL, Ktn 1-7; LEWIS, Jeremy 1-0.



SMU STATISTICAL TRENDS

Year	Team	Record	Rushing				Passing				Total Offense			First Downs			Fumbles					
			G	No.	Yards	Avg.	Att	Com	Int	Yards	TD	Avg.	Pct	Plays	Yards	Avg.	Rush	Pass	Penalty	Tot	No.-Loss	Pen-Yds
1956	SMU	4-6	10	423	1,345	134.5	191	85	16	1,197	10	119.7	.445	614	2,542	254.2	82	47	9	138	19-14	61-551
	Opp.	---	10	551	2,514	251.4	126	66	9	794	7	79.4	.524	677	3,308	330.8	127	34	8	169	22-15	69-678
1957	SMU	4-5-1	10	382	1,201	120.1	170	102	13	1,180	8	118.0	.600	552	2,381	238.1	75	57	4	136	18-11	64-587
	Opp.	---	10	579	2,217	221.7	108	52	13	751	2	75.1	.481	687	2,968	296.8	113	32	8	153	33-12	47-499
1958	SMU	6-4	10	390	1,613	161.3	207	114	16	1,652	15	165.2	.551	597	3,265	326.5	84	68	8	160	31-16	54-512
	Opp.	---	10	471	1,854	185.4	159	78	14	959	6	95.9	.491	630	2,813	281.3	93	47	1	141	34-20	53-509
1959	SMU	5-4-1	10	386	1,137	113.7	201	114	11	1,460	12	146.0	.567	587	2,597	259.7	64	64	4	132	21-9	53-537
	Opp.	---	10	468	1,850	185.0	171	64	11	770	9	77.0	.374	639	2,620	262.0	111	35	6	152	32-15	43-369
1960	SMU	0-9-1	10	384	999	99.9	155	65	14	811	2	81.1	.419	539	1,810	181.0	54	42	3	99	21-16	30-249
	Opp.	---	10	503	1,876	187.6	145	75	6	1,001	8	100.1	.517	648	2,877	287.7	99	56	4	159	18-12	50-446
1961	SMU	2-7-1	10	372	937	93.7	198	103	11	1,001	5	100.1	.520	570	1,938	193.8	58	54	7	119	27-17	40-356
	Opp.	---	10	504	2,157	215.7	158	76	9	1,006	5	100.6	.481	662	2,389	238.9	103	48	10	161	25-13	43-430
1962	SMU	2-8	10	418	1,336	133.6	174	79	13	838	4	83.8	.454	592	2,174	217.4	74	43	6	123	14-7	45-439
	Opp.	---	10	514	1,759	175.9	152	78	17	1,058	11	105.8	.513	666	2,817	281.7	101	52	9	161	19-13	50-481
1963	SMU	4-7	11	405	1,300	130.0	196	92	9	1,135	6	113.5	.469	601	2,435	243.5	72	63	8	143	35-22	60-464
	Opp.	---	11	447	1,799	179.9	184	86	11	1,014	16	101.4	.467	631	2,813	281.3	92	50	14	156	20-10	49-500
1964	SMU	1-9	10	387	677	67.7	182	75	18	755	2	75.5	.412	569	1,432	143.2	49	36	10	95	34-15	48-444
	Opp.	---	10	493	1,730	173.0	127	62	10	797	8	79.7	.488	620	2,527	252.7	77	32	8	122	36-24	52-466
1965	SMU	4-5-1	10	516	1,623	162.3	184	76	15	953	6	95.3	.413	700	2,576	257.6	96	45	8	149	28-11	60-592
	Opp.	---	10	423	1,092	109.2	225	113	13	1,354	10	135.4	.502	648	2,446	244.6	68	67	11	146	26-17	45-456
1966	SMU	8-3	11	522	2,070	207.0	174	76	14	1,093	11	109.3	.437	696	3,163	316.3	104	49	3	156	26-10	62-611
	Opp.	---	11	428	1,353	135.3	288	138	21	1,604	5	160.4	.479	716	2,957	295.7	72	83	14	169	25-12	44-431
1967	SMU	3-7	10	336	685	68.5	330	189	22	2,207	14	220.7	.572	666	2,892	289.2	49	102	5	156	24-11	51-371
	Opp.	---	10	569	2,005	200.5	175	95	10	1,323	7	132.3	.543	744	3,328	332.8	110	65	4	179	31-18	45-478
1968	SMU	8-3	11	370	1,204	120.4	485	270	24	3,130	21	313.0	.556	855	4,334	433.4	79	148	9	236	28-18	64-619
	Opp.	---	11	482	1,882	188.2	309	138	22	1,862	14	186.2	.447	791	3,744	374.4	95	86	16	197	37-22	62-538
1969	SMU	3-7	10	417	1,236	123.6	370	219	16	2,380	9	238.0	.592	787	3,616	361.6	93	101	9	203	17-10	61-592
	Opp.	---	10	517	2,312	231.2	202	87	13	1,277	8	127.7	.431	719	3,589	358.9	119	59	13	191	35-18	60-561
1970	SMU	5-6	11	452	1,235	112.3	357	196	32	2,139	10	194.5	.549	809	3,374	306.7	88	88	14	190	19-10	65-656
	Opp.	---	11	557	1,906	173.3	232	104	14	1,496	10	106.0	.448	787	3,402	309.3	105	65	12	182	29-16	63-662
1971	SMU	4-7	11	527	1,719	156.3	188	88	9	931	4	84.6	.473	715	2,650	240.9	143	90	12	245	35-15	61-586
	Opp.	---	11	572	1,982	180.2	229	113	13	1,508	6	147.1	.493	801	3,490	317.3	113	74	9	196	32-14	58-585
1972	SMU	7-4	11	559	2,026	184.2	208	106	9	1,531	12	139.2	.507	767	3,557	323.4	110	62	18	190	41-18	61-603
	Opp.	---	11	492	1,405	127.7	243	116	13	1,621	9	147.4	.477	735	3,026	275.1	73	74	10	157	55-25	52-558
1973	SMU	6-4-1	11	659	3,395	308.6	95	38	8	774	5	70.4	.400	754	4,169	379.0	148	24	10	182	42-35	61-540
	Opp.	---	11	576	2,767	251.6	204	90	14	1,169	8	106.3	.441	780	3,936	357.8	138	50	3	191	35-22	53-553
1974	SMU	6-4-1	11	683	3,074	279.5	114	45	11	794	9	72.1	.395	797	3,868	351.6	159	33	9	201	51-23	59-646
	Opp.	---	11	572	2,618	238.0	216	98	13	1,456	8	132.4	.454	788	4,074	370.4	133	64	9	206	35-19	70-707
1975	SMU	4-7	11	673	2,874	261.3	130	57	7	984	11	89.5	.438	803	3,858	350.7	149	40	15	204	48-29	60-723
	Opp.	---	11	591	2,967	269.7	160	83	15	1,408	9	128.0	.519	751	4,375	397.7	150	59	15	224	44-26	64-631
1976	SMU	3-8	11	497	2,170	197.3	199	87	12	1,332	10	121.1	.437	696	3,502	318.4	93	58	12	163	34-26	78-734
	Opp.	---	11	628	2,948	268.0	192	100	8	1,480	11	134.5	.520	820	4,428	402.5	148	61	15	224	38-18	85-775
1977	SMU	4-7	11	436	1,354	123.1	308	155	21	2,115	11	192.3	.503	744	3,469	315.4	80	99	19	198	29-11	71-757
	Opp.	---	11	639	2,999	272.6	238	134	16	1,761	14	160.1	.563	877	4,760	432.7	165	85	17	267	28-19	98-882
1978	SMU	4-6-1	11	408	1,184	107.6	391	225	23	3,038	18	276.2	.575	799	4,222	383.8	66	140	19	225	29-17	67-691
	Opp.	---	11	652	2,564	233.1	238	108	24	1,306	11	118.7	.454	890	3,870	351.8	147	64	14	225	39-21	75-656
1979	SMU	5-6	11	607	2,419	220.0	202	106	14	1,383	11	125.7	.525	810	3,702	336.6	130	63	12	205	47-24	58-555
	Opp.	---	11	541	2,081	189.2	252	128	19	1,695	9	154.1	.508	793	3,777	343.4	99	73	10	192	29-14	59-579
1980	SMU	8-4	12	568	2,491	226.5	225	106	9	1,386	11	126.0	.471	792	3,877	352.5	120	68	8	196	32-15	76-625
	Opp.	---	12	509	1,572	142.9	303	153	19	2,043	11	185.7	.505	808	3,615	328.6	90	96	17	203	27-17	51-412
1981	SMU	10-1	11	660	3,226	293.3	161	69	10	1,080	7	98.2	.429	821	4,306	391.5	147	50	19	216	29-17	86-702
	Opp.	---	11	460	1,398	127.1	294	129	31	1,695	9	154.1	.439	754	3,093	281.2	90	77	10	177	27-17	68-632
1982	SMU	11-0-1	12	5																		



Year	TeamRecord	Rushing				Passing					Total Offense			First Downs			Fumbles		Pen-Yds		
		G	No.	Yards	Avg.	Att	Com	Int	Yards	TD	Avg.	Pct	Plays	Yards	Avg.	Rush	PassPenalty	Tot		No.-Loss	
2000	SMU 3-9	12	436	1,390	115.8	436	229	22	2,510	13	209.2	.525	872	3,900	325.0	94	113	21	229	18-9	87-689
	Opp. ---	12	429	1,656	138.0	375	212	8	2,893	21	241.1	.565	804	4,549	379.1	81	111	18	210	24-10	97-820
2001	SMU 4-7	11	452	1,722	156.5	305	159	11	1,727	10	157.0	.521	757	3,449	313.5	105	77	19	201	25-18	77-616
	Opp. ---	11	407	1,342	122.0	341	191	17	2,179	13	198.1	.560	748	3,521	320.1	79	89	20	188	18-5	74-609
2002	SMU 3-9	12	551	2,187	182.2	330	172	18	1,912	11	159.3	.521	881	4,099	341.6	130	85	15	230	20-11	68-625
	Opp. ---	12	423	1,913	159.4	370	200	8	2,932	22	244.3	.541	793	4,845	403.8	95	111	12	218	19-9	80-723
2003	SMU 0-12	12	504	1,552	129.3	290	135	15	1,576	7	131.3	.466	794	3,128	260.7	111	62	13	186	18-11	88-698
	Opp. ---	12	465	1,968	164.0	335	189	10	2,704	28	225.3	.564	800	4,672	389.3	106	98	23	227	8-3	79-663
2004	SMU 3-8	11	410	1,377	125.2	351	191	17	2,296	11	208.7	.544	761	3,673	333.9	74	108	15	197	24-13	77-672
	Opp. ---	11	472	2,301	209.2	348	213	6	2,839	25	258.1	.612	820	5,140	467.3	105	128	19	252	12-5	80-603
2005	SMU 5-6	11	415	1,441	131.0	324	170	8	1,950	10	177.3	.525	739	3,391	308.3	76	83	18	177	26-14	76-669
	Opp. ---	11	428	1,569	142.6	400	232	17	2,750	16	250.0	.580	828	4,319	392.6	111	114	15	240	22-10	57-502
2006	SMU 6-6	12	404	1,503	125.2	316	203	10	2,331	29	194.2	.642	720	3,834	319.5	85	101	19	205	24-12	78-642
	Opp. ---	12	403	1,290	107.5	418	268	11	2,950	19	245.8	.641	821	4,240	353.3	78	147	14	239	23-12	75-592
2007	SMU 1-11	12	470	2,042	170.2	432	250	19	3,025	26	252.1	.579	902	5,067	422.2	113	137	31	281	22-12	92-833
	Opp. ---	12	470	2,698	197.2	490	306	12	3,617	28	301.4	.624	960	5,984	498.7	134	166	25	325	23-10	96-832
2008	SMU 1-11	12	217	497	41.4	476	269	25	3,275	29	272.9	.565	693	3,772	314.3	43	141	21	205	17-7	74-585
	Opp. ---	12	548	2,707	225.6	340	218	8	3,047	33	253.9	.641	888	5,754	479.5	141	138	20	299	20-11	80-679
2009	SMU 8-5	13	378	1,427	109.8	472	286	14	3,666	22	282.0	.606	850	5,093	391.8	73	156	26	255	21-12	95-824
	Opp. ---	13	494	2,167	166.7	435	243	17	2,995	20	230.4	.557	929	5,162	397.1	107	134	17	258	22-11	78-778
2010	SMU 7-7	14	404	1,943	138.8	516	304	14	3,861	31	275.8	.589	920	5,804	414.6	97	182	11	290	25-13	75-714
	Opp. ---	14	550	2,027	144.8	430	255	10	2,913	18	208.1	.593	980	4,940	352.9	128	134	23	285	12-5	59-547
2011	SMU 8-5	13	355	1,479	113.8	476	281	19	3,573	17	274.8	.590	831	5,052	388.6	62	164	19	245	22-13	80-657
	Opp. ---	13	466	1,538	118.3	443	284	6	2,882	15	221.7	.641	909	4,420	340.0	95	129	18	242	26-10	65-582
2012	SMU 7-6	13	400	1,716	132.0	516	273	15	3,059	16	235.3	.529	916	4,775	367.3	92	141	16	249	19-8	67-518
	Opp. ---	13	418	1,533	117.9	540	300	21	3,616	27	278.2	.556	958	5,149	396.1	82	173	14	269	25-16	80-734
2013	SMU 5-7	12	326	1,125	93.8	619	400	12	4,097	23	341.4	.646	945	5,222	435.2	59	191	26	276	23-12	90-770
	Opp. ---	12	446	1,689	140.8	441	286	11	3,262	24	271.8	.649	887	4,951	412.6	101	145	23	269	21-6	92-869
2014	SMU 1-11	12	362	1,204	100.3	430	230	14	2,024	6	168.7	.535	792	3,228	269.0	74	85	17	176	25-16	74-632
	Opp. ---	12	541	2,829	235.8	364	230	6	3,164	27	263.7	.632	905	5,993	499.4	140	147	15	302	15-10	83-801
2015	SMU 2-10	12	503	2,481	164.5	366	203	8	2,620	19	218.3	.555	869	4,594	382.8	109	109	28	246	31-17	65-604
	Opp. ---	12	542	3,134	261.2	311	184	10	2,892	31	241.0	.592	853	6,026	502.2	153	107	17	277	15-5	79-805
2016	SMU 5-7	12	478	1,959	163.3	456	248	17	3,168	22	264.0	.544	934	5,127	427.3	92	145	25	262	14-7	69-624
	Opp. ---	12	498	2,526	210.5	408	239	18	2,910	22	242.5	.586	906	5,436	453.0	128	124	16	268	19-8	92-866
2017	SMU 7-6	13	486	2,397	184.4	487	283	13	3,823	35	294.1	.581	973	6,220	478.5	121	161	30	312	13-6	83-769
	Opp. ---	13	546	2,700	207.7	397	247	12	3,497	26	269.0	.627	940	6,197	476.7	135	146	23	304	19-11	94-861
2018	SMU 5-7	12	401	1,386	115.5	468	268	8	3,260	28	271.7	.573	869	4,646	387.2	75	135	30	240	21-7	63-550
	Opp. ---	12	547	2,381	198.4	384	241	11	2,795	23	232.9	.628	931	5,176	431.3	133	129	19	281	22-11	81-799
2019	SMU 10-3	13	534	2,351	189.8	503	313	11	4,017	35	309.0	.622	1,037	6,368	489.8	119	162	41	322	15-6	83-743
	Opp. ---	13	522	2,033	156.4	482	289	9	3,752	34	445.0	.600	1,004	5,785	445.0	105	167	30	302	25-12	101-964
2020	SMU 7-3	10	377	1,765	176.5	376	246	6	3,180	23	318.0	.654	753	4,945	494.5	95	127	29	251	10-6	68-590
	Opp. ---	10	428	1,803	180.3	320	186	7	2,419	22	241.9	.581	748	4,222	422.2	98	115	15	228	17-10	76-676






SMU STATISTICAL TRENDS

Year	Team	Record	G	Interceptions		Punts				Punt Returns			Kickoff Returns			TD	PAT-M	FGA	FGM	Points
				No.	Yards	No.	Yds.	BK	Avg.	No.	Yds	Avg.	No.	Yds	Avg.					
1956	SMU	4-6	10	6	173	43	1,526	1	35.6	9	58	6.4	37	689	18.6	19	18-11	0	0	125
1957	Opp.	---	10	10	224	39	1,400	0	35.9	18	184	10.2	29	539	18.6	30	29-20	0	0	202
	SMU	4-5-1	10	13	240	63	2,485	0	39.4	16	93	5.8	34	643	18.8	19	19-13	0	0	127
1958	Opp.	---	10	13	139	51	1,935	0	37.9	27	311	11.5	28	676	24.1	26	26-17	0	0	175
	SMU	6-4	10	14	121	40	1,568	0	39.2	19	253	13.3	28	478	17.1	31	18-9	0	0	203
1959	Opp.	---	10	16	40	46	1,685	0	36.6	16	115	7.2	36	690	19.2	18	14-11	---	3	134
	SMU	5-4-1	10	11	225	63	2,121	4	33.7	12	115	9.6	24	463	19.3	22	15-11	0	0	147
1960	Opp.	---	10	9	83	50	1,798	0	36.0	22	127	5.8	26	526	20.2	18	11-9	---	2	133
	SMU	0-9-1	10	6	43	59	1,974	2	34.0	21	180	8.6	33	521	15.8	4	4-4	1	0	31
1961	Opp.	---	10	14	122	55	2,000	3	36.1	23	310	13.5	14	247	17.6	32	32-20	2	0	221
	SMU	2-7-1	10	9	75	61	2,245	---	36.8	19	207	10.9	33	604	18.3	12	13-7	1	1	105
1962	Opp.	---	10	10	88	45	1,662	---	36.9	26	227	8.7	22	502	22.8	31	27-22	3	2	178
	SMU	2-8	10	13	150	69	2,806	---	40.8	14	158	11.3	21	438	20.9	12	8-8	6	2	88
1963	Opp.	---	10	13	39	53	1,956	---	36.9	38	351	9.2	15	257	17.1	14	16-8	6	6	125
	SMU	4-7	11	12	221	57	2,358	---	41.4	23	180	7.8	32	673	21.0	18	7-5	3	2	127
1964	Opp.	---	11	9	202	54	924	---	17.1	25	224	9.0	17	324	19.1	20	20-17	9	6	154
	SMU	1-9	10	9	128	80	3,333	---	41.6	26	234	9.0	34	624	18.4	7	4-3	5	2	55
1965	Opp.	---	10	19	155	70	2,614	---	37.3	45	443	9.8	14	239	17.1	20	20-16	5	5	153
	SMU	4-5-1	10	13	114	70	2,803	---	40.0	24	178	7.4	30	492	16.4	15	15-15	14	6	123
1966	Opp.	---	10	15	193	68	2,802	---	41.2	18	149	8.3	23	498	21.6	21	18-18	11	7	167
	SMU	8-3	11	21	251	65	2,292	---	35.2	30	306	10.2	32	649	20.3	27	23-21	9	4	201
1967	Opp.	---	11	14	208	66	2,523	---	38.2	14	90	6.4	27	517	19.1	19	18-14	9	6	146
	SMU	3-7	10	10	75	71	2,745	---	38.6	29	300	10.3	40	646	16.1	17	16-15	15	6	135
1968	Opp.	---	10	22	230	68	2,675	---	39.3	33	321	9.7	24	425	17.7	29	28-27	7	3	214
	SMU	8-3	11	22	345	54	1,918	---	35.5	29	277	9.6	39	502	12.9	38	28-22	19	7	283
1969	Opp.	---	11	24	246	67	2,695	---	40.2	24	151	6.3	45	875	19.4	33	31-29	13	5	246
	SMU	3-7	10	13	110	52	1,933	---	37.2	25	183	7.3	44	855	19.4	22	18-13	4	3	186
1970	Opp.	---	10	16	151	51	1,934	---	37.9	20	186	9.3	32	582	18.2	28	27-26	19	11	230
	SMU	5-6	11	14	78	80	2,775	---	34.4	27	193	7.1	32	582	17.6	18	15-13	12	8	153
1971	Opp.	---	11	32	271	77	2,699	---	35.0	20	214	10.7	25	468	17.6	30	29-27	13	7	228
	SMU	4-7	11	13	223	82	2,953	---	36.0	31	302	9.7	47	835	17.8	18	17-12	11	11	151
1972	Opp.	---	11	9	135	64	2,393	---	37.4	37	527	14.2	34	590	17.4	26	26-22	17	15	227
	SMU	7-4	11	17	271	71	2,712	---	38.2	37	466	12.6	27	480	17.8	36	31-24	16	9	269
1973	Opp.	---	11	13	102	80	3,177	---	39.7	32	232	7.3	46	845	18.4	19	18-17	12	7	154
	SMU	6-4-1	11	14	290	60	2,435	---	40.6	24	105	4.4	33	609	18.4	36	33-31	11	4	259
1974	Opp.	---	11	8	111	66	2,555	---	38.7	28	339	12.1	40	851	21.3	29	27-25	18	10	228
	SMU	6-4-1	11	13	147	58	2,132	---	36.8	28	229	8.2	34	693	20.1	30	27-21	12	6	221
1975	Opp.	---	11	9	75	52	2,162	---	41.6	24	108	4.5	37	649	17.5	31	29-27	19	7	240
	SMU	4-7	11	15	128	48	1,824	---	38.0	10	77	7.7	43	724	16.8	27	23-21	11	6	207
1976	Opp.	---	11	8	99	36	1,356	---	37.7	18	75	4.2	33	674	20.4	39	37-33	17	10	301
	SMU	3-8	11	8	46	60	2,582	---	43.0	21	214	10.2	47	883	18.7	28	26-22	10	4	202
1977	Opp.	---	11	12	157	52	2,075	---	39.9	38	414	10.9	35	421	12.0	44	39-36	20	11	339
	SMU	4-7	11	16	292	63	2,743	1	43.5	24	129	5.4	34	577	17.0	31	29-24	9	4	226
1978	Opp.	---	11	21	161	45	1,838	2	40.8	32	178	5.6	19	262	13.8	41	34-30	22	13	319
	SMU	4-6-1	11	24	360	65	2,381	2	36.6	27	271	10.0	37	813	22.0	40	36-33	10	7	298
1979	Opp.	---	11	21	191	61	2,544	0	41.7	33	219	6.6	44	817	18.6	30	27-25	18	14	251
	SMU	5-6	11	20	231	64	2,585	0	40.4	27	244	9.0	40	790	19.8	29	27-26	14	8	226
1980	Opp.	---	11	15	229	64	2,524	0	39.4	25	138	5.5	23	392	17.0	28	24-22	21	14	237
	SMU	8-4	12	19	238	69	3,037	1	44.0	32	392	12.3	23	462	20.1	35	34-34	21	11	279
1981	Opp.	---	12	9	101	69	3,037	3	40.1	29	322	11.1	20	409	20.5	18	15-13	13	7	146
	SMU	10-1	11	31	369	58	2,403	0	41.4	30	173	14.4	29	417	14.4	44	40-37	22	18	365
1982	Opp.	---	11	10	94	67	2,569	2	38.3	22	218	9.9	29	486	16.8	17	11-8	12	7	137
	SMU	11-0-1	12	22	281	70	3,058	1	43.7	21	193	9.2	20	413	20.7	44	43-40	17	13	347
1983	Opp.	---	12	4	43	70	2,902	1	41.5	36	294	8.2	33	697	21.1	18	16-16	17	11	157
	SMU	10-2	12	18	132	65	2,351	2	37.7	20	110	5.5	16	203	12.7	33	32-30	23	13	267
1984	Opp.	---	12	7	61	74	2,891	2	39.1	28	176	6.3	34	598	17.6	13	9-8	11	7	109
	SMU	10-2	12	17	299	50	2,150	0	43.0	21	183	8.7	32	518	16.2	39	38-35	15	10	301
1985	Opp.	---	12	7	79	61	2,565	1	42.0	34	216	6.4	42	827	19.6	23	17-16	19	15	178
	SMU	6-5	11	11	67	59	2,574	0	43.6	25	229	9.2	24	463	19.3	34	34-31	21	15	280
1986	Opp.	---	11	7	123	60	2,577	0	43.0	29	291	10.0	33	704	21.3	27	21-20	15	7	211
	SMU	6-5	11	7	68	59	2,515	0	42.6	24	196	8.2	47	982	20.9	31	30-30	14	9	245
1989	Opp.	---	11	16	156	53	2,042	1	38.5	41	610	14.9	33	704	21.3	35	33-32	19	12	282
	SMU	2-9	11	8	13	77	2,828	---	36.7	10	81	8.1								



OUTLOOK			PLAYERS		COACHES		OPPONENTS					REVIEW		RECORDS		HISTORY		MEDIA		
Year	Team	Record	Interceptions			Punts			Punt Returns			Kickoff Returns			TD	PAT-M	FGA	FGM	Points	
			No.	Yards		No.	Yds.	BK	Avg.	No.	Yds	Avg.	No.	Yds						Avg.
2000	SMU	3-9	12	8	99	72	2,748	5	38.2	21	200	9.5	44	853	19.4	22	19-19	21	10	181
	Opp.	---	12	22	448	65	2,595	1	39.9	44	403	9.2	27	559	20.7	44	44-40	22	16	352
2001	SMU	4-7	11	17	270	62	2,327	5	37.5	22	241	11.0	37	698	18.9	27	24-23	20	13	226
	Opp.	---	11	11	162	59	2,295	1	38.9	38	342	9.0	29	550	19.0	36	35-32	24	15	295
2002	SMU	3-9	12	8	18	71	2,673	1	37.6	29	501	17.3	51	1,204	23.6	27	25-19	14	8	207
	Opp.	---	12	18	453	62	2,500	0	40.3	40	225	5.6	35	788	22.5	50	47-46	17	10	378
2003	SMU	0-12	12	10	112	79	2,932	3	37.1	25	216	8.6	36	928	25.8	15	11-10	14	10	134
	Opp.	---	12	15	211	49	2,064	0	42.1	38	477	12.6	24	542	22.6	49	49-47	24	15	386
2004	SMU	3-8	11	6	63	60	2,317	2	38.6	16	186	11.6	55	1,042	18.9	26	23-21	8	7	202
	Opp.	---	11	17	214	44	1,722	1	39.1	29	499	17.2	31	710	22.9	54	53-51	21	13	420
2005	SMU	5-6	11	17	344	67	2,523	4	37.7	22	209	9.5	43	932	21.7	25	22-21	22	18	229
	Opp.	---	11	8	135	53	1,997	1	37.7	30	161	5.4	29	562	19.4	35	32-32	23	12	280
2006	SMU	6-6	12	11	70	51	2,191	1	43.0	23	180	7.8	44	1,010	23.0	41	36-37	18	13	325
	Opp.	---	12	10	43	48	1,841	2	38.4	22	226	10.3	43	837	19.5	38	36-38	16	10	294
2007	SMU	1-11	12	12	202	58	2,545	1	43.9	25	216	8.6	70	1,292	18.5	43	43-43	20	13	340
	Opp.	---	12	19	328	57	2,296	0	40.3	25	184	7.4	57	1,120	19.6	65	61-62	11	8	477
2008	SMU	1-11	12	8	83	59	2,465	0	41.8	16	101	6.3	69	1,392	20.2	32	29-30	15	11	256
	Opp.	---	12	25	311	35	1,427	1	40.8	19	209	11.0	44	924	21.0	59	49-54	20	17	458
2009	SMU	8-5	13	17	166	70	2,930	0	41.9	21	275	13.1	55	1,206	13.1	50	47-48	16	11	380
	Opp.	---	13	14	335	66	2,750	0	41.7	26	286	11.0	51	1,320	11.0	48	39-43	18	10	359
2010	SMU	7-7	14	10	99	58	2,339	0	40.3	28	136	4.9	56	1,238	22.1	48	48-48	14	8	360
	Opp.	---	14	14	232	64	2,795	0	43.7	25	127	5.1	58	1,414	24.3	48	45-47	20	8	359
2011	SMU	8-5	13	6	32	57	2,135	0	37.5	21	217	10.3	39	779	20.0	45	42-45	12	8	336
	Opp.	---	13	19	342	65	2,603	1	40.0	28	130	4.6	47	985	21.0	36	33-35	25	17	300
2012	SMU	7-6	13	21	557	71	2,925	0	41.2	21	205	9.8	30	692	23.1	49	47-49	29	18	397
	Opp.	---	13	15	248	69	2,779	1	40.3	34	324	9.5	49	980	20.0	43	38-41	18	12	334
2013	SMU	5-7	12	11	96	63	2,372	1	37.7	17	134	7.9	47	907	19.3	38	35-33	21	18	321
	Opp.	---	12	12	285	60	2,293	1	38.2	15	240	16.0	37	805	21.8	54	48-45	14	9	400
2014	SMU	1-11	12	6	14	77	3,121	0	40.5	14	60	4.3	58	1,090	18.8	15	12-12	17	9	133
	Opp.	---	12	14	113	37	1,467	0	39.6	33	297	9.0	27	586	21.7	63	60-58	27	20	496
2015	SMU	2-10	12	10	82	67	2,557	2	38.2	13	41	3.2	56	1,246	22.2	44	43-43	11	8	333
	Opp.	---	12	8	142	48	1,989	0	41.4	26	290	11.2	20	447	22.4	75	74-72	11	8	548
2016	SMU	5-7	12	18	416	71	2,813	0	35.7	13	48	3.7	53	933	17.6	40	38-38	24	18	332
	Opp.	---	12	17	309	59	2,434	0	40.4	19	177	9.3	47	1,118	23.8	56	52-55	20	15	435
2017	SMU	7-6	13	12	168	59	2,396	0	40.6	7	26	3.7	48	935	19.5	64	57-63	21	15	492
	Opp.	---	13	13	226	47	1,886	1	40.1	10	67	6.7	55	1,329	24.2	62	57-58	19	14	477
2018	SMU	5-7	12	11	83	70	2,788	0	39.8	22	184	8.4	41	1,023	25.0	47	40-43	14	11	365
	Opp.	---	12	8	315	53	2,358	0	44.5	17	166	9.8	34	778	22.9	54	50-51	22	15	423
2019	SMU	10-3	13	9	91	64	2,499	0	39.0	23	186	8.1	43	1,121	26.1	73	58-65	16	12	544
	Opp.	---	13	11	150	63	2,695	0	42.8	14	67	4.8	63	1,135	18.0	53	50-51	26	20	434
2020	SMU	7-3	10	7	48	34	1,302	0	38.3	21	261	12.4	29	551	19.0	48	43-46	17	21	386
	Opp.	---	10	6	79	51	2,242	1	44.0	10	75	7.5	20	339	17.0	41	39-40	8	11	309





SCORING RECORDS

CAREER POINTS (150+)

1. D. Walker, '45, '47-'49	288 (38 TD, 57 PAT, 1 FG)
Eric Dickerson, 1979-82	288 (48 TD)
Xavier Jones, 2015-19	288 (48 TD)
4. Zach Line, 2009-12	282 (47 TD)
5. Eddie Garcia, 1978-81	262 (130 PAT, 44 FG)
6. Reggie Dupard, 1982-85	258 (43 TD)
7. Chase Hover, 2011-13	250 (103 FG, 59 PAT)
8. James Proche, 2016-19	238 (39 TD, 2 PAT)
9. Thomas Morstead, 2005-2008	217 (37 FG, 106 PAT)
10. Redman Hume, 1926-28	211 (34 TD, 7 PAT)
11. Emmanuel Sanders, 2006-2009	210 (35 TD)
12. Kyle Rote, 1948-50	194 (32 TD, 2 PAT)
13. Courtland Sutton, 2014-17	192 (32 TD)
14. Jeff Atkins, 1983-86	186 (31 TD)
15. Aldrick Robinson, 2007-2010	180 (30 TD)
16. Josh Williams, 2015-17	175 (31 FG, 54 PAT)
17. Chris McMurtray, 2002-05	170 (62 PAT, 36 FG)
Brandy Brownlee, 1984-86	170 (80 PAT, 30 FG)
Arthur Whittington, 1974-77	170 (28 TD, 1 PAT)
20. Ke'Mon Freeman, 2016-19	164 (27 TD, 1 PAT)
21. Ramon Flanigan, 1992-97	162 (27 TD)
Emanuel Tolbert, 1976-79	162 (27 TD)
Bobby Wilson, 1933-35	162 (27 TD)
24. Craig James, 1979-82	158 (26 TD, 1 PAT)
Kevin Robledo, 2017-19	158 (22 FG, 92 PAT)
26. Jerry LeVias, 1966-68	154 (25 TD, 2 PAT)
27. Alvin Maxson, 1971-73	150 (25 TD)

SEASON POINTS

1. Xavier Jones, 2019	150 (25 TD)
2. Eric Dickerson, 1981	114 (19 TD)
3. Redman Hume, 1927	109 (17 TD, 7 PAT)
4. Zach Line, 2011	102 (17 TD)
Eric Dickerson, 1982	102 (17 TD)
6. Chase Hover, 2012	101 (47 PAT, 18 FG)
7. Reggie Dupard, 1985	96 (16 TD)
Reggie Dupard, 1984	96 (16 TD)
9. Chris Naggar, 2020	94 (43 PAT, 17 FG)
10. James Proche, 2019	92 (15 TD, 1 PAT)
11. Eddie Garcia, 1981	91 (37 PAT, 18 FG)
12. Josh Williams, 2016	89 (38 PAT, 17 FG)
13. Doak Walker, 1948	88 (11 TD, 22 PAT)
14. Doak Walker, 1947	87 (11 TD, 18 PAT, 1 FG)
Chase Hover, 2013	87 (33 PAT, 18 FG)
16. Josh Williams, 2017	86 (44 PAT, 14 FG)

SINGLE-GAME POINTS

1. Zach Line vs. Northwestern State, 2011	30 (5 TD)
2. ShanDerrick Charles vs. UTEP, 2001	24 (4 TD)
Kris Briggs vs. CS Northridge, 1999	24 (4 TD)
Kelsey Adams at Tulsa, 1997	24 (4 TD)
Reggie Dupard vs. Texas, 1985	24 (4 TD)
Eric Dickerson vs. Grambling, 1981	24 (4 TD)
Emanuel Tolbert at Baylor, 1978	24 (4 TD)
Darold Turner at Rice, 1978	24 (4 TD)
G. Hammond vs. N. Mex. St., 1970	24 (4 TD)
M. Richardson vs. Texas A&M, 1968	24 (4 TD)
Don McIlhenny at Kansas, 1955	24 (4 TD)
Redman Hume vs. Trinity, 1928	24 (4 TD)

CAREER TOUCHDOWNS

1. Eric Dickerson, 1979-82	48
Xavier Jones, 2015-19	48
3. Zach Line, 2009-2012	47
4. Reggie Dupard, 1982-85	43
5. James Proche, 2016-19	39
6. Doak Walker, 1945, 1947-49	38
7. Emmanuel Sanders, 2006-09	35
8. Redman Hume, 1926-28	34

SEASON TOUCHDOWNS

1. Xavier Jones, 2019	25
2. Eric Dickerson, 1981	19
3. Zach Line, 2011	17
Eric Dickerson, 1982	17
Redman Hume, 1927	17
6. Reggie Dupard, 1985	16
Reggie Dupard, 1984	16

SINGLE-GAME TOUCHDOWNS

1. Zach Line vs. Northwestern State, 2011	5
2. 12 players	4

Last by Courtland Sutton vs. UNT, 2017

YEARLY SCORING LEADERS

Year	Name	TD	FG	PAT	Pts.
1945	Howard Maley	—	—	—	48
1946	Gene Wilson	—	—	—	24
1947	Doak Walker (3)	*11	1-1	18-22	*87
1948	Doak Walker (6)	*11	—	*22-29	*88
1949	Doak Walker (4)	11	—	17-22	*83
1950	Kyle Rote	13	—	—	78
1951	Benton Musslewhite & Ben White	4	—	—	24
1952	Roy Pace, Al Hansen, Jerry Norton & Dale Moore	3	—	—	18
1953	Ed Bernet	2	—	7-7	19
1954	Duane Nutt	6	—	1-2	37
1955	Don McIlhenny	6	—	—	36
1956	Charlie Jackson	5	—	—	30
1957	Don Meredith	4	—	4-7	28
1958	Don Meredith	8	—	#2	*52
1959	Glynn Gregory, Frank Jackson & Bud Jones	3	—	—	18
1960	Glynn Gregory	2	—	—	12
1961	Tom Sherwin	3	—	—	18
1962	John Richey	—	2-6	8-8	14
	Tommy Brennan	2	—	#1	14
1963	Billy Gannon	7	—	#1	44
1964	Donnie Oefinger	2	—	#2	16
1965	Mac White	6	—	—	36
1966	Jerry LeVias	*9	—	—	*54
1967	Jerry LeVias	7	—	—	42
1968	Mike Richardson	11	—	—	66
1969	Bicky Lesser	4	3-10	4-7	37
1970	Gary Hammond	9	—	—	54
1971	Chipper Johnson	—	10-16	11-12	41
1972	Alvin Maxson	*13	—	—	*78
1973	Keith Bobo	11	—	—	66
1974	Ricky Wesson	10	—	—	60
1975	Wayne Morris	6	—	—	36
1976	Arthur Whittington	11	—	—	66
1977	Arthur Whittington	10	—	—	60
1978	Emanuel Tolbert	11	—	—	66
1979	Eddie Garcia	—	8-14	26-26	50
1980	Eddie Garcia	—	11-21	*34-34	*67
1981	Eric Dickerson (3)	*19	—	—	*114
1982	Eric Dickerson (6)	*17	—	—	*102
1983	Jeff Harrell	—	13-23	30-32	69
1984	Reggie Dupard	16	—	—	96
1985	Reggie Dupard (T8)	*16	—	—	*96
1986	Jeff Atkins	10	—	—	60
1989	Jason Wolf	8	—	#1	50
1990	Michael Bowen	7	—	#1	44
1991	Rongea Hill	8	—	—	48
1992	Russell Anderson	—	8-12	24-25	48
1993	John Stewart	—	13-17	23-23	62
1994	Ramon Flanigan	12	—	0-1	72
1995	Kevin Thoral	6	—	—	36
1996	Daniel Hernandez	—	15	25	70
1997	Roy Rios	—	12	25	61
1998	Rodnick Phillips	10	—	—	60
1999	Kris Briggs	6	—	—	36
2000	Jacob Crowley	—	10-21	19-19	49
2001	Jacob Crowley	—	13-20	23-24	62
2002	Kris Briggs	8	—	—	48
2003	Chris McMurtray	—	10-14	10-11	40
2004	Chris McMurtray	—	7-8	21-23	42
2005	Chris McMurtray	—	18-22	21-22	75
2006	Thomas Morstead	—	13-18	34-35	73
2007	Thomas Morstead	—	13-20	43-43	82
2008	Aldrick Robinson	11	—	—	66
2009	Shawnbrey McNeal	14	—	—	84
2010	Aldrick Robinson	14	—	—	84
2011	Zach Line	17	—	—	102
2012	Chase Hover	—	18-29	47-49	101
2013	Chase Hover	—	18-21	33-35	87
2014	Cody Rademacher	—	9-17	12-12	39
2015	Chad Hedlund	—	8-11	*43-43	67
2016	Josh Williams	—	17-22	38-38	89
2017	Josh Williams	—	14-20	44-49	86
2018	James Proche	12	—	—	74
2019	Xavier Jones	*25(2)	—	—	*150 (3)
2020	Chris Naggar	—	17-21	43-46	*94

Number of 2-point conversions; * Led Conference; (#) Indicates national ranking - top 10 only



RUSHING RECORDS

CAREER ATTEMPTS (500+)

1. Eric Dickerson, 1979-82	790
2. Zach Line, 2009-12	778
3. Craig James, 1979-82	775
4. Keylon Kincade, 2000-03	754
5. Jeff Atkins, 1983-86	675
6. Xavier Jones, 2015-19	662
7. Reggie Dupard, 1982-85	635
8. Donte Womack, 1994-97	616
9. Wayne Morris, 1972-75	605
10. Ramon Flanigan, 1992-97	569
11. Alvin Maxson, 1971-73	558

SEASON ATTEMPTS (230+)

1. Keylon Kincade, 2002	327
2. Keylon Kincade, 2003	317
3. Zach Line, 2012	277
4. Eric Dickerson, 1981	255
5. Zach Line, 2010	244
6. Xavier Jones, 2019	244
7. Rodnick Phillips, 1998	239
8. Shawnbrey McNeal, 2009	236
9. Craig James, 1981	233
10. Eric Dickerson, 1982	232
11. Kris Briggs, 2000	231

Senior:	317, Keylon Kincade, 2003
Junior:	327, Keylon Kincade, 2002
Sophomore:	244, Zach Line, 2010
Freshman:	185, DeMyron Martin, 2005

SINGLE-GAME ATTEMPTS

1. Keylon Kincade vs. La. Tech, 2002	46
2. Mike Richardson vs. Texas A&M, 1968	39
3. Donte Womack vs. Arkansas, 1997	38
4. Keylon Kincade vs. Texas Tech, 2002	37
5. Rongea Hill at Tulane, 1991	37
6. Keylon Kincade at Tulsa, 2003	36
7. Keylon Kincade at TCU, 2002	36
8. Gary Hammond vs. Texas A&M, 1970	36
9. Arthur Whittington at Rice, 1976	35
10. Three players	34

Last: Keylon Kincade at Rice, 2002

Senior:	39, M. Richardson vs. Texas A&M, 1968
Junior:	46, K. Kincade vs. La. Tech, 2002
Sophomore:	34, K. Shepard at N. Mexico, 1992
Freshman:	30, DeMyron Martin vs. UTEP, 2005

CAREER YARDAGE (1,500+)

1. Eric Dickerson, 1979-82	4,450
2. Zach Line, 2009-12	4,185
3. Reggie Dupard, 1982-85	3,772
4. Craig James, 1979-82	3,743
5. Xavier Jones, 2015-19	3,436
6. Jeff Atkins, 1983-86	3,260
7. Wayne Morris, 1972-75	3,044
8. Keylon Kincade, 2000-03	3,038
9. Donte Womack, 1994-97	2,790
10. Alvin Maxson, 1971-73	2,734
11. Braeden West, 2015-18	2,519
12. Arthur Whittington, 1974-77	2,213
13. Kris Briggs, 1999-2002	2,106
14. Ke'Mon Freeman, 2016-19	2,050
15. Kyle Rote, 1948-50	2,049
16. Doak Walker, 1945, 1947-49	1,954
17. Rodnick Phillips, 1996-99	1,857
18. David Bostick, 1973-75	1,855
19. DeMyron Martin, 2005-2008	1,846
20. Ramon Flanigan, 1992-97	1,797
21. Ricky Wesson, 1973-75	1,609
22. Rongea Hill, 1989-92	1,607
23. Mike Richardson, 1966-68	1,555
24. Kelsey Adams, 1995-98	1,540

SEASON YARDAGE (1,000+)

1. Eric Dickerson, 1982	1,617
2. Zach Line, 2010	1,494
3. Eric Dickerson, 1981	1,428
4. Keylon Kincade, 2003	1,280
5. Keylon Kincade, 2002	1,279
6. Reggie Dupard, 1985	1,278
7. Zach Line, 2012	1,278
8. Xavier Jones, 2019	1,276
9. Reggie Dupard, 1983	1,249
10. Zach Line, 2011	1,224
11. Shawnbrey McNeal, 2009	1,188
12. Reggie Dupard, 1984	1,160
13. Craig James, 1981	1,147
14. Rodnick Phillips, 1998	1,115
15. Xavier Jones, 2017	1,075
16. Braeden West, 2016	1,036
17. Mike Richardson, 1968	1,034
18. Alvin Maxson, 1971	1,012
19. Alvin Maxson, 1972	1,005

Senior:	1,617, Eric Dickerson, 1982
Junior:	1,428, Eric Dickerson, 1981
Sophomore:	1,494, Zach Line, 2010
Freshman:	937, Jeff Atkins, 1983

SINGLE-GAME YARDAGE (200+)

1. Mike Richardson vs. Texas A&M, 1968	244
2. ShanDerrick Charles at SJSU, 2001	243
3. Eric Dickerson vs. Houston, 1982	241
4. Ulysses Bentley IV at North Texas, 2020	227
5. Craig James vs. BYU, 1980	225
6. Braeden West vs. Liberty, 2016	220
7. Jeff Atkins vs. Rice, 1983	218
8. ShanDerrick Charles vs. UTEP, 2001	212
9. Donte Womack vs. Arkansas, 1997	212
10. Zach Line vs. Marshall, 2010	202
11. Wayne Morris vs. Texas, 1975	202
12. Eric Dickerson vs. Texas A&M, 1982	200

Senior:	244, M. Richardson vs. Texas A&M, 1968
Junior:	191, R. Dupard at UNLV, 1984
Sophomore:	225, C. James vs. BYU, 1980
Freshman:	243, S. Charles at SJSU, 2001

CAREER AVERAGE PER CARRY

Minimum 500 carries

Reggie Dupard, 1982-85	5.9
------------------------	-----

SEASON AVERAGE PER CARRY

Minimum 100 carries

Eric Dickerson, 1982	7.0
----------------------	-----

SINGLE-GAME AVERAGE PER CARRY

Minimum 20 carries

Ulysses Bentley IV at North Texas, 2020	11.9
---	------

Minimum 15 carries

Ulysses Bentley IV at North Texas, 2020	11.9
---	------

Minimum 10 carries

Eric Dickerson vs. Texas A&M, 1982	14.3
------------------------------------	------

CAREER TOUCHDOWNS

1. Zach Line, 2009-12	47
2. Eric Dickerson, 1979-82	47
3. Xavier Jones, 2015-19	45
4. Reggie Dupard, 1982-85	41
5. Doak Walker, 1945, 1947-49	31
6. Ramon Flanigan, 1992-97	27
7. Ke'Mon Freeman, 2016-19	26
8. Alvin Maxson, 1971-73	24
9. Kyle Rote, 1948-50	24



ERIC DICKERSON

SEASON TOUCHDOWNS

1. Xavier Jones, 2019	23
2. Eric Dickerson, 1981	19
3. Zach Line, 2011	17
4. Eric Dickerson, 1982	17
5. Reggie Dupard, 1984	16
6. Redman Hume, 1927	16
7. Reggie Dupard, 1985	14

SINGLE-GAME TOUCHDOWNS

1. Zach Line vs. Northwestern State, 2011	5
2. Several players	4

Last by ShanDerrick Charles vs. UTEP, 2001

LONGEST RUNS

1. Kris Briggs vs. Tulsa, 2002	96t
2. C. Morrison/J. Jacobs vs. Texas, 1985*	95t
3. Jim Hagle vs. Texas, 1965	93t
4. Preston Johnston vs. Auburn, 1940	92t
5. Frank Eidom vs. Rice, 1953	91
6. Frank Jackson vs. Texas Tech, 1959	87
7. Donte Womack vs. UTEP, 1996	84t
8. Ulysses Bentley IV at North Texas, 2020	84t
9. Wayne Morris vs. New Mexico St., 1972	82t
10. Craig James vs. North Texas, 1980	80t
11. Bill Ball at Rice, 1976	80t

t - indicates a TD was scored on the play

* - Morrison 65-yard run,

Jacobs recovery of fumble and run for 30

CAREER 100-YARD RUSHING GAMES

1. Eric Dickerson	28
2. Zach Line	20
3. Reggie Dupard	16
4. Craig James	16
5. Keylon Kincade	15
6. Jeff Atkins	15
7. Xavier Jones	14
8. Alvin Maxson	10
9. Donte Womack	10
10. Wayne Morris	8
11. Kyle Rote	8
12. Arthur Whittington	8
13. David Bostick	7
14. Rongea Hill	7
15. DeMyron Martin	7
16. Braeden West	7

QB CAREER RUSHING YARDS

1. Ricky Wesson, 1973-76	1,994
2. Ramon Flanigan, 1992-97	1,797
3. Matt Davis, 2014-16	1,465
4. Mac White, 1963-66	1,281
5. Justin Willis, 2006-08	1,063

QB SEASON RUSHING YARDS

1. Ricky Wesson, 1974	855
2. Matt Davis, 2015	761
3. Justin Willis, 2007	699
4. Matt Davis, 2014	613
5. Mac White, 1966	606
6. Ramon Flanigan, 1994	502



YEARLY RUSHING LEADERS

Year	Leader	Att.	Yds.	Avg.	TD
1945	Paul Page	23	355	15.4	5
1946	Paul Page	48	209	4.4	3
1947	Doak Walker	163	*684	4.2	8
1948	Doak Walker	108	532	4.9	8
1949	Kyle Rote	142	*777	5.5	8
1950	Kyle Rote	152	762	5.0	12
1951	Jerry Norton	128	438	3.4	3
1952	Jerry Norton	148	383	3.6	3
1953	Frank Eidom	63	273	4.3	1
1954	Frank Eidom	126	677	5.4	1
1955	Don McIlhenny	104	544	5.2	6
1956	Charlie Jackson	97	571	5.9	4
1957	Charlie Jackson	42	234	5.6	1
1958	Tirey Wilemon	48	350	7.3	2
1959	Glynn Gregory	50	269	5.4	1
1960	Frank Jackson	80	269	3.4	0
1961	Billy Gannon	57	187	3.2	1
1962	Don Campbell	76	299	3.9	1
1963	John Roderick	60	345	5.8	3
1964	Floyd Burke	51	174	3.4	2
1965	Mac White	176	486	2.7	6
1966	Mac White	135	606	4.4	6
1967	Daryl Doggett	33	172	5.2	0
1968	Mike Richardson	207	1,034	5.0	11
1969	Daryl Doggett	189	809	4.2	4
1970	Gary Hammond	228	891	3.9	6
1971	Alvin Maxson	219	*1,012	4.7	5
1972	Alvin Maxson	224	1,005	4.5	12
1973	Alvin Maxson	115	717	6.2	7
1974	Ricky Wesson	181	885	4.9	10
1975	Wayne Morris	163	800	4.9	4
1976	Arthur Whittington	161	789	4.9	7
1977	Arthur Whittington	205	824	4.0	9
1978	Derrek Shelton	98	332	3.4	3
1979	Craig James	168	761	4.5	4
1980	Eric Dickerson	188	928	4.9	5
1981	Eric Dickerson (6)	255	*1,428	5.6	19
1982	Eric Dickerson (3)	232	*1,617	7.0	17
1983	Reggie Dupard (7)	197	*1,249	6.3	9
1984	Reggie Dupard	196	1,160	5.9	16
1985	Reggie Dupard (8)	229	*1,278	5.6	14
1986	Jeff Atkins	201	796	4.0	10
1989	Kevin Love	112	423	3.8	6
1990	Kevin Love	131	469	3.6	3
1991	Rongea Hill	168	663	3.9	6
1992	Rongea Hill	128	512	4.0	4
1993	Kevin Shepard	112	463	4.1	1
1994	Ramon Flanigan	182	502	2.8	12
1995	Donte Womack	208	758	3.6	3
1996	Donte Womack	160	887	5.5	5
1997	Donte Womack	181	775	4.3	4
1998	Rodnick Phillips	239	1,115	4.7	9
1999	Kris Briggs	102	522	5.1	6
2000	Kris Briggs	231	828	3.6	3
2001	ShanDerrick Charles	134	860	6.4	7
2002	Keylon Kincade	327	1,279	3.9	7
2003	Keylon Kincade	317	1,280	4.0	4
2004	Jerad Romo	87	434	5.0	4
2005	DeMyron Martin	185	854	4.6	7
2006	DeMyron Martin	92	369	4.0	0
2007	Justin Willis	180	699	3.9	3
2008	Andrew McKinney	46	190	4.1	1
2009	Shawnbrey McNeal	236	1,188	5.0	12
2010	Zach Line	244	1,494	6.1	10
2011	Zach Line	208	1,224	5.9	17
2012	Zach Line	277	1,278	4.6	13
2013	Prescott Line	90	342	3.7	3
2014	Matt Davis	108	613	5.7	4
2015	Matt Davis	187	761	4.1	10
2016	Braeden West	202	1,036	5.1	6
2017	Xavier Jones	182	1,075	5.9	9
2018	Braeden West	138	589	4.3	6
2019	Xavier Jones	244	1,276	5.2*	23(T1)
2020	Ulysses Bentley IV	*170	*913	5.4	11

* Led Conference - (#) Indicates top 10 national ranking

100-YARD RUSHING GAMES

Name, Year	Opponent	Att-Yds-TD
Mike Richardson, 1968	Texas A&M	39-244-3
ShanDerrick Charles, 2001	at San Jose State	27-243-1
Eric Dickerson, 1982	Houston	27-241-1
Ulysses Bentley IV, 2020	at North Texas	19-227-3
Craig James, 1980	BYU	23-225-2
Braeden West, 2016	Liberty	24-220-2
Jeff Atkins, 1983	Rice	20-218-2
Donte Womack, 1997	Arkansas	38-212-1
ShanDerrick Charles, 2001	UTEP	27-212-4
Wayne Morris, 1975	Texas	21-202-2
Zach Line, 2010	Marshall	30-202-1
Eric Dickerson, 1982	Texas A&M	14-200-3
Kris Briggs, 2002	Tulsa	20-198-2
Paul Page, 1945	at TCU	8-195-3
Matt Davis, 2014	at Connecticut	22-191-1
Reggie Dupard, 1984	at UNLV	22-191-2
Gary Hammond, 1970	Texas A&M	36-190-0
Eric Dickerson, 1981	Rice	26-186-1
Rodnick Phillips, 1998	at Rice	23-185-2
Keylon Kincade, 2003	at Tulsa	36-185-1
Charles Wagener, 1979	North Texas	26-184-1
Reggie Dupard, 1985	at Houston	31-184-2
Eric Dickerson, 1982	Tulane	19-183-2
Reggie Dupard, 1985	TCU	21-182-2
Matt Davis, 2014	at Tulsa	28-181-2
Alvin Maxson, 1971	New Mexico State	29-179-1
Eric Dickerson, 1982	North Texas	24-179-2
Zach Line, 2010	at Tulane	23-177-2
Zach Line, 2012	at Tulane	28-177-0
Reggie Dupard, 1983	at Arkansas	19-175-2
Xavier Jones, 2017	at Memphis	20-175-2
Arthur Whittington, 1976	at Rice	35-174-2
Reggie Dupard, 1983	Rice	29-172-0
DeMyron Martin, 2005	Rice	26-171-1
Arthur Whittington, 1976	North Texas	20-170-3
Alvin Maxson, 1972	Wake Forest	22-169-4
Keylon Kincade, 2001	at Tulsa	27-169-1
Shawnbrey McNeal, 2009	UTEP	18-169-1
Reggie Dupard, 1983	UT Arlington	13-168-1
Mike Richardson, 1968	N.C. State	29-167-1
Jeff Atkins, 1984	at UNLV	19-167-2
Wayne Morris, 1973	at Rice	25-166-3
Rongea Hill, 1991	at Tulane	37-166-1
Eric Dickerson, 1982	at UTEP	16-165-2
Eric Dickerson, 1981	UT Arlington	23-164-1
Frank Eidom, 1954	at Arkansas	22-163-3
Wayne Morris, 1975	Arkansas	31-163-0
Zach Line, 2011	at Southern Miss	22-163-0
John Marshall, 1954	TCU	16-162-1
Craig James, 1979	at Arkansas	28-162-0
Craig James, 1981	Rice	20-161-0
Eric Dickerson, 1982	TCU	27-160-2
Keylon Kincade, 2002	Texas Tech	37-160-1
T.J. McDaniel	Texas State	8-159-3
Eric Dickerson, 1981	Baylor	29-158-3
Keylon Kincade, 2002	Louisiana Tech	46-158-2

Shawnbrey McNeal, 2009	Stephen F. Austin	19-158-1
Tennell Atkins, 1976	at Texas	26-157-0
Donte Womack, 1996	at UTEP	12-157-2
Xavier Jones, 2019	ECU	20-157-3
Kevin Shepard, 1992	at New Mexico	34-156-0
Matt Davis, 2015	Tulane	16-156-1
Wayne Morris, 1973	at Oregon State	22-155-0
Reggie Dupard, 1983	Texas Tech	22-155-1
Xavier Jones, 2019	at USF	15-155-2
Mike Richardson, 1968	Baylor	24-154-1
Wayne Morris, 1972	Wake Forest	18-154-1
Larry Wilson, 1991	at Vanderbilt	18-154-0
Reggie Dupard, 1982	TCU	26-153-1
Kelsey Adams, 1997	Rice	23-152-1
Daryl Doggett, 1969	at Baylor	31-151-0
Rodnick Phillips, 1998	at Navy	34-151-2
Kyle Rote, 1950	at Rice	22-150-1
James Mapps, 2007	UTEP	26-149-2
Ulysses Bentley IV, 2020	Navy	25-149-2
David Bostick, 1973	at Baylor	21-148-0
Ramon Flanigan, 1993	at Navy	15-148-1
Eric Dickerson, 1980	at Rice	22-147-0
Shawnbrey McNeal, 2009	Tulane	26-147-2
Benton Musslewhite, 1951	Missouri	10-146-1
John Roderick, 1963	Navy	11-146-2
Craig James, 1980	at Texas	19-146-1
Johnnie Freeman, 1999	at Tulane	7-146-1
Xavier Jones, 2017	Arkansas State	19-146-0
Ricky Wesson, 1974	Rice	24-145-2
Braeden West, 2018	Navy	26-145-0
Brian Duncan, 1973	Virginia Tech	14-144-0
Mike Richardson, 1968	Rice	31-143-3
Jeff Atkins, 1983	UT Arlington	21-143-1
Kelsey Adams, 1997	at Tulsa	25-143-4
Zach Line, 2011	Tulane	25-143-3
Wayne Morris, 1972	New Mexico State	13-142-1
Craig James, 1980	North Texas	15-142-2
Eric Dickerson, 1981	Grambling	20-142-2
Mac White, 1966	Rice	18-141-0
Jerry Norton, 1952	at Rice	24-140-1
Jerry Norton, 1952	Texas A&M	32-140-2
Eric Dickerson, 1981	at Arkansas	25-140-1
Rongea Hill, 1991	at TCU	28-140-0
Alvin Maxson, 1973	Santa Clara	10-139-2
Jeff Atkins, 1985	at TCU	23-139-3
Zach Line, 2010	TCU	17-139-1
Craig James, 1981	North Texas	26-137-2
Donte Womack, 1995	Arkansas	21-137-1
Donte Womack, 1996	Missouri	22-137-1
Kelsey Adams, 1998	at Navy	18-137-0
Kris Briggs, 1999	vs. Cal State Northridge	7-137-4
DeMyron Martin, 2007	Rice	16-137-0
Arthur Whittington, 1977	at Houston	26-136-2
Craig James, 1981	UT Arlington	23-136-3
Keylon Kincade, 2003	Fresno State	28-136-0
Zach Line, 2011	at Memphis	20-136-3
Zach Line, 2012	at Baylor	25-135-0
Zach Line, 2011	Navy	24-135-0
Alvin Maxson, 1972	at Florida	26-134-2
Craig James, 1981	Texas Tech	24-134-0



CRAIG JAMES



Jeff Atkins, 1983	Texas Tech	22-134-1
Reggie Dupard, 1983	Baylor	22-133-0
Xavier Jones, 2018	at UConn	11-133-2
Xavier Jones, 2019	at Houston	22-133-2
Arthur Whittington, 1977	Rice	25-132-2
Kris Briggs, 2002	at Hawaii	12-132-1
James Mapps, 2006	Arkansas State	14-132-1
Reggie Dupard, 1985	UTEP	20-131-2
Shawnbrey McNeal, 2009	Navy	15-131-0
Kyle Rote, 1950	Georgia Tech	12-130-2
Daryl Doggett, 1969	Texas Tech	26-130-1
Craig James, 1982	at Rice	20-130-1
Donte Womack, 1996	New Mexico	8-130-2
TJ McDaniel, 2020	at Texas State	27-130-1
Mike Livingston, 1966	Baylor	17-129-1
Eric Dickerson, 1981	Texas Tech	19-129-0
Rongea Hill, 1992	Houston	24-129-3
Donte Womack, 1994	New Mexico	13-129-1
DeMyron Martin, 2005	East Carolina	22-129-1
Zach Line, 2011	at Texas A&M	22-128-1
Zach Line, 2012	Memphis	23-127-1
Charles Jackson, 1957	at California	10-127-1
Keylon Kincade, 2002	at TCU	36-127-1
Keylon Kincade, 2003	UTEP	31-127-2
Xavier Jones, 2019	North Texas	16-127-3
Kyle Rote, 1950	Texas A&M	27-126-2
Eric Dickerson, 1981	North Texas	23-126-2
Matt Davis, 2015	North Texas	17-125-2
Jeff Atkins, 1983	Baylor	14-125-1
Xavier Jones, 2019	Tulane	18-125-2
Eric Dickerson, 1983	vs. Pitt	27-124-0
Donte Womack, 1996	Utah	21-124-0
Kelsey Adams, 1997	Wyoming	28-124-1
Braeden West, 2016	at Tulsa	22-124-1
Gary Hammond, 1970	New Mexico State	26-123-4
Alvin Maxson, 1972	at Arkansas	22-123-2
David Bostick, 1974	at Ohio State	20-123-0
Eric Dickerson, 1979	Rice	22-123-3
Eric Dickerson, 1981	at Texas A&M	21-123-3
Reggie Dupard, 1983	at Texas A&M	30-123-0
ShanDerrick Charles, 2001	at Nevada	22-123-0
Zach Line, 2010	at East Carolina	30-123-2
Arthur Whittington, 1977	Tulane	15-122-1
Craig James, 1982	TCU	22-122-0
Rodnick Phillips, 1998	at Hawaii	18-122-1
Keylon Kincade, 2002	at Rice	34-122-0
Zach Line, 2010	UAB	16-122-2
Keylon Kincade, 2002	San Jose State	30-121-1
Keylon Kincade, 2003	at Nevada	31-121-1
Xavier Jones, 2019	Tulsa	26-121-2
Daryl Doggett, 1969	at Rice	26-120-3
Alvin Maxson, 1971	at Rice	22-120-1
Alvin Maxson, 1971	at Baylor	24-120-0
Jeff Atkins, 1983	Alabama	9-120-0
Rongea Hill, 1990	Vanderbilt	11-120-0
Zach Line, 2011	at TCU	21-120-0
Braeden West, 2016	USF	29-120-0
Eric Dickerson, 1982	at Texas	19-119-1
Rongea Hill, 1992	Tulane	25-119-1
Donte Womack, 1997	Navy	25-119-1
Rodnick Phillips, 1998	Mississippi	22-119-1
Rodnick Phillips, 1999	Fresno State	26-119-1
Braeden West, 2016	at Tulane	22-119-2
Kyle Rote, 1948	Baylor	20-118-2
David Bostick, 1974	Texas Tech	26-118-1
Craig James, 1981	at Arkansas	18-118-1
Kelsey Adams, 1997	at Utah	26-118-1
DeMyron Martin, 2005	TCU	26-118-2
Zach Line, 2011	at Tulsa	22-118-1
Arthur Whittington, 1976	vs. Arkansas	29-117-0
Reggie Dupard, 1985	Texas	25-117-4
Reggie Dupard, 1985	at Oklahoma	24-117-2
Kevin Love, 1990	Vanderbilt	19-117-0
DeMyron Martin, 2005	UTEP	30-117-0
Xavier Jones, 2015	Tulane	17-117-3
Mike Richardson, 1968	at Auburn	17-116-0
Alvin Maxson, 1971	Texas Tech	30-116-0
Ke'Mon Freeman, 2018	at UConn	17-116-3
Matt Davis, 2015	Baylor	24-115-0
Kyle Rote, 1949	Notre Dame	24-115-3
James Hagle, 1965	Texas	7-115-1
Eric Dickerson, 1982	at Texas Tech	21-115-2
Kris Briggs, 2000	Tulsa	29-115-1
Xavier Jones, 2016	at North Texas	11-115-1
Braeden West, 2016	Houston	18-115-1
Wayne Morris, 1974	Oregon State	18-114-1
Reggie Dupard, 1984	Houston	9-114-1
Foy Munlin, 2004	San Jose State	16-114-1
Justin Willis, 2007	at Memphis	23-114-1
Zach Line, 2011	Utep	20-114-2
Zach Line, 2012	Houston	22-113-2
Mac White, 1965	at TCU	24-113-0



ALVIN MAXSON

Eric Dickerson, 1979	at Wichita State	20-113-2
Eric Dickerson, 1981	at TCU	20-113-2
Ramon Flanigan, 1994	New Mexico	22-113-2
Kris Briggs, 2000	Nevada	23-113-0
Keylon Kincade, 2003	at Baylor	30-113-0
Jerry Norton, 1951	at Texas A&M	24-112-1
Wayne Morris, 1974	Texas A&M	19-112-0
Eric Dickerson, 1980	at Baylor	22-112-1
Jeff Atkins, 1984	Notre Dame (n)	17-112-1
Doak Walker, 1947	Missouri	16-111-2
Kyle Rote, 1949	Baylor	16-111-1
Mac White, 1966	Illinois	17-111-2
Eric Dickerson, 1980	North Texas	17-111-0
Jeff Atkins, 1983	at TCU	17-111-1
Reggie Dupard, 1984	at Rice	26-111-2
Ramon Flanigan, 1997	at Tulsa	11-111-1
Ke'Mon Freeman, 2016	at East Carolina	18-111-1
Tirey Wilemon, 1958	at Missouri	7-110-1
Eric Dickerson, 1980	BYU	23-110-2
Craig James, 1982	Tulane	16-110-1
Daryl Doggett, 1969	TCU	23-109-0
David Bostick, 1975	at Wake Forest	25-109-1
Eric Dickerson, 1981	at Houston	21-109-2
Jerry Norton, 1951	Missouri	19-108-1
Don McIlhenny, 1954	at Rice	23-108-1
Ricky Wesson, 1974	Virginia Tech	17-108-2
Xavier Jones, 2019	Texas State	20-108-1
Keith Bobo, 1973	TCU	18-107-3
Ricky Wesson, 1973	at Rice	19-107-0
David Bostick, 1973	TCU	20-107-0
Eric Dickerson, 1980	Arkansas	18-107-1
Jacques Smith, 1993	Rice	14-107-0
Kris Briggs, 2000	San Jose State	24-107-0
Ke'Mon Freeman, 2018	Houston	20-107-2
Kyle Rote, 1950	at Missouri	17-106-2
Frank Eidom, 1953	Rice	7-106-0
Alvin Maxson, 1972	Baylor	23-106-0
David Bostick, 1975	at Texas Tech	23-106-1
Mitchell Bennett, 1980	Arkansas	3-106-1
Donte Womack, 1995	at Texas A&M	26-106-1
Zach Line, 2010	Houston	19-106-0
Xavier Jones, 2017	at Navy	18-106-1
Doak Walker, 1949	Missouri	6-105-3
David Bostick, 1974	at TCU	15-105-0
Keylon Kincade, 2002	Tulsa	18-105-1
Xavier Jones, 2019	Temple	29-105-0
Zach Line, 2012	Texas A&M	16-104-0
Doak Walker, 1947	at Santa Clara	14-104-2
Ricky Wesson, 1974	at Arkansas	24-104-0
Craig James, 1981	Grambling	21-104-2

Donte Womack, 1995	Texas	24-104-0
Kelsey Adams, 1997	UTEP	17-104-2
Fred Turner, 2006	Sam Houston State	9-104-0
Braeden West, 2016	at East Carolina	20-104-0
Ulysses Bentley IV, 2020	SFA	6-104-2
TJ McDaniel, 2020	SFA	17-104-0
Alvin Maxson, 1971	Arkansas	17-103-0
Rex Garner, 1974	Oregon State	15-103-2
Ricky Wesson, 1974	at TCU	16-103-3
Eric Dickerson, 1979	Baylor	22-103-1
Craig James, 1982	at UTEP	18-103-0
Reggie Dupard, 1984	Notre Dame	23-103-1
Keylon Kincade, 2003	Boise State	21-103-0
Zach Line, 2010	Army	17-103-0
Ulysses Bentley IV, 2020	at Tulsa	26-103-1
Kyle Rote, 1949	at TCU	13-102-1
Arthur Whittington, 1977	at TCU	20-102-1
Craig James, 1980	Arkansas	23-102-2
Eric Dickerson, 1982	at Rice	25-102-1
Jeff Atkins, 1985	UTEP	23-102-1
Johnnie Freeman, 2000	Tulane	6-102-1
Keylon Kincade, 2002	at Fresno State	25-102-0
Matt Davis, 2015	Temple	17-102-1
Charles Jackson, 1956	at Duke	13-101-0
Arthur Whittington, 1975	TCU	22-101-0
Keylon Kincade, 2002	Navy	20-101-0
DeMyron Martin, 2006	at Rice	15-101-0
Craig James, 1979	North Texas	18-100-0
Ramon Flanigan, 1997	Rice	14-100-2
DeMyron Martin, 2007	at TCU	19-100-1

TOP QB RUSHING PERFORMANCES (100+)

Matt Davis, 2014	at Connecticut	22-191-1
Matt Davis, 2014	at Tulsa	28-181-2
Matt Davis, 2015	Tulane	16-156-1
Ramon Flanigan, 1993	at Navy	15-148-1
Matt Davis, 2015	North Texas	17-125-2
Matt Davis, 2015	Baylor	24-115-0
Justin Willis, 2007	at Memphis	23-114-1
Mac White, 1965	at TCU	24-113-0
Ramon Flanigan, 1994	New Mexico	22-113-2
Mac White, 1966	Illinois	17-111-2
Matt Davis, 2015	Temple	17-102-1



PASSING RECORDS

CAREER ATTEMPTS

1. Ben Hicks, 2016-18	1,266
2. Chuck Hixson, 1968-70	1,115
3. Mike Romo, 1989-92	1,034
4. Garrett Gilbert, 2012-13	1,010
5. Mike Ford, 1977-80	885
6. Shane Buechele, 2019-20	860
7. Ramon Flanigan, 1992-97	829
8. Kyle Padron, 2009-11	729
9. Justin Willis, 2006-08	684
10. Bo Levi Mitchell, 2008-09	676
11. Josh McCown, 1998-2000	664
12. Dan Freiburger, 1989-92	627

SEASON ATTEMPTS (300+)

1. Kyle Padron, 2010	508
2. Garrett Gilbert, 2012	506
3. Garrett Gilbert, 2013	504
4. Mike Romo, 1989	503
5. Shane Buechele, 2019	490
6. Ben Hicks, 2017	472
7. Chuck Hixson, 1968	468
8. J.J. McDermott, 2011	455
9. Ben Hicks, 2016	422
10. Justin Willis, 2007	414
11. Mike Romo, 1990	412
12. Bo Levi Mitchell, 2008	410
13. Dan Freiburger, 1992	390
14. Mike Ford, 1978	389
15. Ben Hicks, 2018	372
16. Shane Buechele, 2020	370
17. Chuck Hixson, 1969	362
18. Matt Davis, 2015	336
19. Josh McCown, 2000	331
20. Ramon Flanigan, 1994	312

SINGLE-GAME ATTEMPTS (50+)

1. Garrett Gilbert vs. Rutgers, 2013	70
2. Chuck Hixson at Ohio State, 1968	69
3. Garrett Krstich at East Carolina, 2014	67
4. Mike Romo vs. Connecticut, 1989	64
5. Garrett Gilbert vs. Texas Tech, 2013	62
Garrett Gilbert at Texas A&M, 2013	62
Mike Romo at Rice, 1990	62
8. Mike Romo vs. Texas Tech, 1989	60
9. Garrett Gilbert at Baylor, 2012	59
10. Ben Hicks at Houston, 2017	58
11. Josh McCown at Houston, 2000	57
Bo Levi Mitchell at Washington St., 2009	57
13. Dan Freiburger at Rice, 1992	55
Ben Hicks vs. Memphis, 2018	55
15. Kelan Luker vs. La. Tech, 2001	54
Shane Buechele at Memphis, 2019	54
17. Garrett Gilbert vs. Temple, 2013	53
Chris Sanders at Air Force, 1998	53
Chuck Hixson vs. Air Force, 1969	53
Shane Buechele vs. Temple, 2019	53
21. Garrett Gilbert vs. Connecticut, 2013	52
Ben Hicks at Tulsa, 2016	52
23. Dan Freiburger, TCU, 1992	51
Chuck Hixson, Baylor, 1968	51
Garrett Gilbert at Tulane, 2012	51
Ben Hicks vs. UCF, 2017	51
27. Shane Buechele at ECU, 2020	50

CAREER COMPLETIONS (250+)

1. Ben Hicks, 2016-18	718
2. Chuck Hixson, 1968-70	642
3. Garrett Gilbert, 2012-13	603
4. Mike Romo, 1989-92	601
5. Shane Buechele, 2019-20	549
6. Mike Ford, 1977-80	475
7. Kyle Padron, 2009-11	446
8. Ramon Flanigan, 1992-97	438
9. Justin Willis, 2006-08	424
10. Bo Levi Mitchell, 2008-09	385
11. Dan Freiburger, 1989-92	349
12. Josh McCown, 1998-2000	340
13. Matt Davis, 2014-2016	280
14. J.J. McDermott, 2010-11	274
15. Fred Beniers, 1949-51	266

SEASON COMPLETIONS (200+)

1. Garrett Gilbert, 2013	335
2. Shane Buechele, 2019	307
3. Kyle Padron, 2010	302
4. Mike Romo, 1989	282
5. Ben Hicks, 2017	276
6. J.J. McDermott, 2011	272
7. Garrett Gilbert, 2012	268
8. Chuck Hixson, 1968	265
9. Mike Romo, 1990	250
10. Justin Willis, 2007	242
Shane Buechele, 2020	242
12. Bo Levi Mitchell, 2008	236
13. Ben Hicks, 2016	234
14. Dan Freiburger, 1992	229
15. Mike Ford, 1978	224
16. Chuck Hixson, 1969	217
17. Ben Hicks, 2018	208

SINGLE-GAME COMPLETIONS

1. Garrett Gilbert vs. Rutgers, 2013	45
2. Garrett Krstich at East Carolina, 2014	42
3. Garrett Gilbert vs. Texas Tech, 2013	41
Ben Hicks at Houston, 2017	41
5. Mike Romo at Rice, 1990	40
Bo Levi Mitchell at Washington St., 2009	40
7. Mike Romo vs. Arkansas, 1990	39
8. Garrett Gilbert at Cincinnati, 2013	38
Mike Romo vs. Texas Tech, 1989	38
10. Garrett Gilbert at Texas A&M, 2013	37
Garrett Gilbert vs. Temple, 2013	37
Chuck Hixson at Ohio State, 1968	37
13. Dan Freiburger at Rice, 1992	36
Mike Ford at Ohio State, 1978	36
15. Garrett Gilbert vs. Montana State	35
Justin Willis at Memphis, 2007	35
Shane Buechele at ECU, 2020	35
18. Mike Romo vs. Connecticut, 1989	34
Chuck Hixson vs. Air Force, 1969	34
Garrett Gilbert at Baylor, 2012	34
Shane Buechele at Memphis, 2019	34

CAREER YARDAGE (3,000+)

1. Ben Hicks, 2016-18	9,081
2. Chuck Hixson, 1968-70	7,179
3. Shane Buechele, 2019-20	7,024
4. Garrett Gilbert, 2012-13	6,460
5. Mike Ford, 1977-80	6,239
6. Mike Romo, 1989-92	6,041
7. Kyle Padron, 2009-11	5,902
8. Ramon Flanigan, 1992-97	5,640
9. Justin Willis, 2006-08	4,991
10. Bo Levi Mitchell, 2008-09	4,590
11. Josh McCown, 1998-2000	4,019
12. Dan Freiburger, 1989-92	3,769
13. Lance McIlhenny, 1980-83	3,512
14. J.J. McDermott, 2010-11	3,454
15. Fred Beniers, 1949-51	3,373
16. Matt Davis, 2014-16	3,273
17. Don Meredith, 1957-59	3,130

SEASON YARDAGE (2,000+)

1. Shane Buechele, 2019	3,929
2. Kyle Padron, 2010	3,828
3. Ben Hicks, 2017	3,569
4. Garrett Gilbert, 2013	3,528
5. J.J. McDermott, 2011	3,421
6. Chuck Hixson, 1968	3,103
7. Shane Buechele, 2020	3,095
8. Mike Ford, 1978	3,007
9. Justin Willis, 2007	2,944
10. Garrett Gilbert, 2012	2,932
11. Ben Hicks, 2016	2,930
12. Mike Romo, 1989	2,927
13. Bo Levi Mitchell, 2008	2,865
14. Ben Hicks, 2018	2,582
15. Dan Freiburger, 1992	2,580
16. Mike Romo, 1990	2,434
17. Chuck Hixson, 1969	2,313
18. Matt Davis, 2015	2,263
19. Mike Ford, 1977	2,064
20. Justin Willis, 2007	2,047
21. Bobby Watters, 1986	2,041

Senior: 3,528, Garrett Gilbert, 2013
 Junior: 3,929, Shane Buechele, 2019
 Sophomore: 3,828, Kyle Padron, 2010
 Freshman: 2,930, Ben Hicks, 2016

SINGLE-GAME PASSING YARDAGE (300+)

1. Garrett Gilbert vs. Temple, 2013	538
2. Garrett Gilbert vs. Rutgers, 2013	484
3. Shane Buechele vs. Memphis, 2020	474
4. Kyle Padron vs. Nevada, 2009	460
5. Shane Buechele vs. Temple, 2019	457
6. Shane Buechele at Memphis, 2019	456
7. Mike Romo vs. North Texas, 1989	450
8. Mike Romo at Rice, 1990	449
9. Bo Levi Mitchell at Washington St., 2009	424
10. Josh McCown at UTEP, 2000	420
11. Chuck Hixson at Ohio State, 1968	417
12. Shane Buechele vs. ECU, 2019	414
13. Mike Romo vs. Texas Tech, 1989	408
14. Garrett Gilbert at Cincinnati, 2013	403
15. Mark Eldred at Houston, 1993	399
16. Ben Hicks at Houston, 2017	397
17. Dan Freiburger at Rice, 1992	393
18. Garrett Gilbert vs. Texas Tech, 2013	388
19. Shane Buechele at Tulane, 2020	384
20. Chuck Hixson at Texas, 1970	381
Kyle Padron vs. Tulsa, 2010	381
22. Ben Hicks vs. USF, 2016	380
23. Mike Livingston vs. Texas, 1967	378
24. Justin Willis at Memphis, 2007	375
Ben Hicks vs. Tulane, 2017	375
26. Dan Freiburger vs. TCU, 1992	372
27. Mike Romo vs. Connecticut, 1989	371
Kyle Padron at Rice, 2010	371
29. Bo Levi Mitchell vs. Texas State, 2008	370
30. Shane Buechele at Texas State, 2020	367
31. Bo Levi Mitchell vs. Houston, 2008	365
32. Shane Buechele at Arkansas State, 2019	360
33. Mike Romo vs. Arkansas, 1990	358
J.J. McDermott vs. UCF, 2011	358
35. Mike Ford vs. Houston, 1978	357
J.J. McDermott at Memphis, 2011	357
37. Chuck Hixson vs. Air Force, 1969	356
38. Shane Buechele at Temple, 2020	355
39. Justin Willis vs. Tulane, 2007	354
Kyle Padron at Tulsa, 2009	354
Kyle Padron at Tulane, 2010	354
42. Garrett Gilbert vs. Connecticut, 2013	353
Justin Willis vs. North Texas, 2007	353
Bo Levi Mitchell at UAB, 2009	353
Garrett Gilbert vs. Memphis, 2012	353
46. Bo Levi Mitchell vs. Southern Miss, 2008	351
Justin Willis at Houston, 2007	351
48. J.J. McDermott at TCU, 2011	349
49. Chuck Hixson vs. Baylor, 1968	348
50. Dan Freiburger vs. Houston, 1992	346
51. Ben Hicks vs. Memphis, 2018	344
Shane Buechele at North Texas, 2020	344
53. Mike Romo vs. Vanderbilt, 1990	342
54. Mike Ford at Ohio State, 1978	341
55. Garrett Krstich at East Carolina, 2014	339
56. Ben Hicks vs. Tulsa, 2017	338
57. Chuck Hixson at Texas, 1968	336
Fred Beniers at Notre Dame, 1951	336
59. Mike Ford at Baylor, 1978	335
60. Matt Davis at TCU, 2015	334
61. Jerad Romo at UAB, 2005	333
62. Kyle Padron at East Carolina, 2010	331
Ben Hicks vs. USF, 2016	331
64. Ben Hicks vs. Cincinnati, 2018	328
65. Chris Sanders at Air Force, 1998	327
66. Josh McCown at Houston, 2000	326
67. Josh McCown vs. San Jose State, 2000	324
68. Chuck Hixson vs. N.C. State, 1968	323
Mike Livingston vs. TCU, 1967	323
70. J.J. McDermott vs. Tulane, 2011	322
71. Garrett Gilbert at Memphis, 2013	321
72. Ben Hicks at Tulsa, 2018	319
73. Bo Levi Mitchell at Tulane, 2008	318
Kyle Padron vs. Houston, 2010	318
Ben Hicks vs. Houston, 2018	318
76. Garrett Gilbert vs. Montana State, 2013	317
77. Ramon Flanigan vs. New Mexico, 1996	316
Chuck Hixson at Arkansas, 1968	316
Mike Livingston vs. Arkansas, 1967	316
80. Mike Ford at Rice, 1978	315
81. Shane Buechele at ECU, 2020	314
82. Ben Hicks vs. North Texas	312
83. Garrett Gilbert at Texas A&M, 2013	310
Dan Freiburger at Tulane, 1991	310
85. Chuck Hixson at TCU, 1968	309
William Brown vs. HBU, 2018	309
87. Fred Beniers at Ohio State, 1950	306
88. Ben Hicks at TCU, 2017	305
89. Shane Buechele at FAU, 2019	303
90. Kyle Padron vs. Army, 2010	302
Ben Hicks at Tulane, 2016	302
92. Josh McCown at Tulsa, 1999	300
Shane Buechele vs. Navy, 2020	300

Senior: 538, Garrett Gilbert vs. Temple, 2013
 Junior: 457, Shane Buechele vs. Temple, 2019
 Sophomore: 449, Mike Romo at Rice, 1990
 Freshman: 460, Kyle Padron vs. Nevada, 2009

**CAREER 300-YARD PASSING GAMES**

1. Ben Hicks, 2016-18	12
Shane Buechele, 2019-20	12
3. Garrett Gilbert, 2012-13	9
4. Kyle Padron, 2009-10	8
Chuck Hixson, 1968-70	8
6. Mike Romo, 1989-91	6
Bo Levi Mitchell, 2008-09	6
8. Mike Ford, 1977-78, 80	4
Dan Freiburger, 1990-92	4
Josh McCown, 1998-2000	4
J.J. McDermott, 2011	4
Justin Willis, 2006-08	4

CAREER COMPLETION PCT.

Minimum 600 attempts

Shane Buechele, 2019-20	.638 (549-860)
Kyle Padron, 2009-11	.612 (446-729)
Mike Romo, 1989-92	.581 (601-1,034)

Minimum 300 attempts

Shane Buechele, 2019-20	.638 (549-860)
Kyle Padron, 2009-11	.612 (446-729)
Don Meredith, 1957-59	.610 (241-395)

SINGLE-GAME COMPLETION PCT.

Minimum 20 completions

Justin Willis vs. Marshall, 2006	.870 (20-23)
----------------------------------	--------------

Minimum 15 completions

Justin Willis vs. Sam Houston St., 2006	.947 (18-19)
---	--------------

Minimum 10 completions

Justin Willis vs. Sam Houston St., 2006	.947 (18-19)
---	--------------

CONSECUTIVE COMPLETIONS

1. Josh McCown at Tulsa, 1999	19
2. Bobby Watters at Rice, 1986	13
Justin Willis vs. Sam Houston St., 2006	13
Shane Buechele at USF, 2019	13

CAREER TOUCHDOWN PASSES

1. Ben Hicks, 2016-18	71
2. Shane Buechele, 2019-20	57
3. Justin Willis, 2006-08	51
4. Kyle Padron, 2009-11	41
5. Chuck Hixson, 1968-70	40
6. Garrett Gilbert, 2012-13	36
Bo Levi Mitchell, 2008-09	36
8. Mike Romo, 1989-92	35
9. Mike Ford, 1977-80	34
10. Lance McIlhenny, 1980-83	33
11. Ramon Flanigan, 1994-97	30
12. Josh McCown, 1998-2000	27

SEASON TOUCHDOWN PASSES

1. Shane Buechele, 2019	34
2. Ben Hicks, 2017	33
3. Kyle Padron, 2010	31
4. Justin Willis, 2006	26
5. Justin Willis, 2007	25
6. Bo Levi Mitchell, 2008	24
7. Shane Buechele, 2020	23
8. Chuck Hixson, 1968	21
Garrett Gilbert, 2013	21
10. Mike Romo, 1990	19
Ben Hicks, 2016	19
Ben Hicks, 2018	19
13. J.J. McDermott, 2011	17
Mike Ford, 1978	17
15. Matt Davis, 2015	16
16. Dan Freiburger, 1992	15
Garrett Gilbert, 2012	15

Senior: 23, Shane Buechele, 2020

Junior: 34, Shane Buechele, 2019

Sophomore: 33, Ben Hicks, 2017

Freshman: 26, Justin Willis, 2006

SINGLE-GAME TOUCHDOWNS PASSES

1. Mike Romo vs. Vanderbilt, 1990	6
Shane Buechele vs. Temple, 2019	6
3. Garrett Gilbert vs. Rutgers, 2013	5
Bo Levi Mitchell vs. Texas State, 2008	5
Justin Willis vs. Sam Houston St., 2006	5
Shane Buechele vs. ECU, 2019	5
7. 10 players, 22 times	4
last by Shane Buechele at Temple, 2020	

CAREER INTERCEPTIONS

1. Chuck Hixson, 1968-70	56
2. Mike Ford, 1977-80	54
3. Mike Romo, 1989-92	38
4. Josh McCown, 1998-2000	34
Ben Hicks, 2016-18	34
6. Bo Levi Mitchell, 2008-09	33

YEARLY PASSING LEADERS

Year	Name	Att.	Comp.	Pct.	Yds.	Int.	TD
1945	Doak Walker	65	38	.585	387	4	1
1946	Frank Payne	107	50	.467	585	11	5
1947	Gil Johnson	78	43	.551	565	8	5
1948	Gil Johnson (6)	128	*78	*.609	*1,026	13	*9
1949	Fred Benners	85	47	.553	1,069	9	6
1950	Fred Benners (7)	*192	*109	*.567	*1,361	12	9
1951	Fred Benners (9)	204	*110	*.539	1,306	12	9
1952	Jerry Norton	62	29	.468	431	2	1
1953	Duane Nutt	91	39	.429	581	12	6
1954	Duane Nutt	105	*58	.552	783	10	7
1955	John Roach	141	64	.454	*907	14	6
1956	Charlie Arnold	*157	71	.452	964	14	8
1957	Don Meredith	*102	*71	*.696	*912	6	*7
1958	Don Meredith	112	65	*.580	952	7	7
1959	Don Meredith (5)	*181	*105	*.580	*1,266	10	*11
1960	Frank Jackson	54	25	.463	298	4	2
1961	Jerry Rhome	129	*74	*.574	683	6	5
1962	Don Campbell	89	43	.483	450	7	3
1963	Danny Thomas	138	55	.478	846	7	4
1964	Danny Thomas	121	49	.405	491	10	0
1965	Mac White	130	52	.400	658	11	4
1966	Mike Livingston	81	37	.457	475	6	4
1967	Mike Livingston (4)	*250	*152	*.608	*1,750	14	*10
1968	Chuck Hixson (1)	*468	*265	*.566	*3,103	23	*21
1969	Chuck Hixson (2)	*362	*217	*.599	*2,313	15	9
1970	Chuck Hixson (4)	*285	*160	.561	*1,763	18	*10
1971	Gary Hammond	160	75	.469	787	8	3
1972	Keith Bobo	120	65	*.542	1,003	6	10
1973	Keith Bobo	57	27	.474	541	4	4
1974	Ricky Wesson	88	37	.421	688	7	*9
1975	Ricky Wesson	84	35	.417	672	4	6
1976	Ricky Wesson	154	69	.448	1,011	8	8
1977	Mike Ford	301	*153	.508	*2,064	20	11
1978	Mike Ford (2)	*389	*224	.576	*3,007	23	*17
1979	Jim Bob Taylor	148	73	.493	1,001	9	*10
1980	Mike Ford	158	75	.475	951	8	7
1981	Lance McIlhenny	155	67	.432	1,066	10	6
1982	Lance McIlhenny	120	57	.475	910	3	10
1983	Lance McIlhenny	162	77	.475	1,233	7	11
1984	Don King	177	93	.525	1,598	6	8
1985	Don King	209	107	.512	1,386	6	5
1986	Bobby Watters	285	154	.540	2,041	15	13
1989	Mike Romo	503	282	.561	2,927	18	14
1990	Mike Romo	412	250	.607	2,434	13	19
1991	Todd Ritz	202	103	.510	1,053	13	5
1992	Dan Freiburger	390	229	.587	2,580	12	15
1993	Ramon Flanigan	199	111	.558	1,334	8	8
1994	Ramon Flanigan	312	168	.538	1,869	8	6
1995	Derek Canine	179	100	.559	1,019	6	7
1996	Ramon Flanigan	212	106	.500	1,715	11	13
1997	Chris Sanders	128	57	.445	678	4	6
1998	Chris Sanders	181	99	.547	1,050	7	6
1999	Josh McCown	234	125	.534	1,434	10	11
2000	Josh McCown	331	169	.511	1,969	16	9
2001	David Page	193	104	.539	1,209	7	8
2002	Richard Bartel	148	89	.601	1,078	8	8
2003	Richard Bartel	151	68	.450	797	9	4
2004	Tony Eckert	203	111	.547	1,406	13	6
2005	Jerad Romo	282	135	.550	1,781	7	9
2006	Justin Willis	270	182	.674	2,047	6	26
2007	Justin Willis	414	242	.585	2,994	18	25
2008	Bo Levi Mitchell	410	236	.576	2,865	23	24
2009	Kyle Padron	201	135	.672	1,922	4	10
2010	Kyle Padron (9)	508	302	.594	3,828	14	31
2011	J.J. McDermott	455	272	.598	3,421	16	17
2012	Garrett Gilbert	506	268	.530	2,932	15	15
2013	Garrett Gilbert	504	335	.665	3,528	7	21
2014	Garrett Krstich	181	99	.547	855	7	2
	Matt Davis	164	89	.543	855	5	3
2015	Matt Davis	336	183	.545	2,263	7	16
2016	Ben Hicks	422	234	.555	2,930	15	19
2017	Ben Hicks	472	276	.585	3,569	12	33
2018	Ben Hicks	372	208	.559	2,582	7	19
2019	Shane Buechele	*490	*307	.627	3,929	10	*34
2020	Shane Buechele	370	242	.654	3,095	6	23

* Led Conference; National ranking based on completions in parentheses - top 10 only

SEASON INTERCEPTIONS

1. Bo Levi Mitchell, 2008	23
Mike Ford, 1978	23
Chuck Hixson, 1968	23
4. Mike Ford, 1977	20

SINGLE-GAME INTERCEPTIONS

1. Mike Ford vs. Ohio State, 1977	7
2. Six times	5
last by Garrett Gilbert vs. TCU, 2012	



RECEIVING RECORDS

CAREER RECEPTIONS (140+)

1. James Proche, 2016-19	301
2. Emmanuel Sanders, 2006-09	285
3. Cole Beasley, 2008-11	255
4. Jason Wolf, 1989-92	235
5. Darius Johnson, 2009-12	232
6. Jeremy Johnson, 2010-13	196
7. Courtland Sutton, 2014-17	195
8. Mick Rossley, 1991-94	186
9. Aldrick Robinson, 2007-10	181
10. Darius Joseph, 2012-15	174
11. Emanuel Tolbert, 1976-79	171
12. Corey Beard, 1989-92	165
13. Jerry LeVias, 1966-68	155
Chris Cunningham, 1999-2003	155
15. Ron Morris, 1983-86	147

SEASON RECEPTIONS

1. Trey Quinn, 2017	114
2. Jeremy Johnson, 2013	112
3. James Proche, 2019	111
4. Darius Joseph, 2013	103
5. Emmanuel Sanders, 2009	98
6. James Proche, 2018	93
7. Cole Beasley, 2010	87
8. Cole Beasley, 2011	86
9. Mick Rossley, 1994	83
10. Jerry LeVias, 1968	80
11. Darius Johnson, 2011	79
12. Darius Johnson, 2010	78
13. Courtland Sutton, 2016	76
14. Emmanuel Sanders, 2007	74
15. Courtland Sutton, 2017	68
16. Keenan Holman, 2013	67
Emmanuel Sanders, 2008	67
Jeremy Johnson, 2012	67
19. Aldrick Robinson, 2010	65
20. Corey Beard, 1992	64
Emanuel Tolbert, 1977	64
Darius Johnson, 2012	64

Senior:	112, Jeremy Johnson, 2013
Junior:	114, Trey Quinn, 2017
Sophomore:	103, Darius Joseph, 2013
Freshman:	61, Jason Wolf, 1989

SINGLE-GAME RECEPTIONS

1. Jeremy Johnson vs. Rutgers, 2013	18
Emmanuel Sanders at Washington St., 2009	18
3. Trey Quinn at Houston, 2017	17
Trey Quinn at Cincinnati, 2017	17
5. Jerry LeVias at Ohio State, 1968	15
Trey Quinn vs. Connecticut, 2017	15
7. Jason Wolf at Arkansas, 1992	14
Emanuel Tolbert at Arkansas, 1977	14
James Proche vs ECU, 2019	14
10. Emanuel Tolbert at Baylor, 1978	13
Michael Bowen at Rice, 1990	13
Jason Wolf vs. Arkansas, 1990	13
Emmanuel Sanders at Memphis, 2007	13
Jeremy Johnson at USF, 2013	13
Darius Joseph at East Carolina, 2014	13
Courtland Sutton vs. USF, 2016	13
James Proche at Memphis, 2019	13

Senior:	18, Emmanuel Sanders at Washington St., 2009
	18, Jeremy Johnson vs. Rutgers, 2013
Junior:	17, Trey Quinn at Houston, 2017
	17, Trey Quinn at Cincinnati, 2017
Sophomore:	14, Emanuel Tolbert at Arkansas, 1977
Freshman:	11, Jason Wolf vs. Texas Tech, 1989

CAREER YARDAGE (1,500+)

1. James Proche, 2016-19	3,949
2. Emmanuel Sanders, 2006-09	3,791
3. Aldrick Robinson, 2007-10	3,314
4. Courtland Sutton, 2014-17	3,220
5. Cole Beasley, 2008-11	2,959
6. Darius Johnson, 2009-12	2,854
7. Emanuel Tolbert, 1976-79	2,784
8. Ron Morris, 1983-86	2,410
9. Jerry LeVias, 1966-68	2,275
10. Jason Wolf, 1989-92	2,232
11. Reggie Roberson, Jr., 2018-	2,079
12. Corey Beard, 1989-92	1,964
13. Jeremy Johnson, 2010-13	1,936
14. Der'rick Thompson, 2011-14	1,917
15. Mick Rossley, 1991-94	1,911
16. Chris Cunningham, 1999-2003	1,811
17. Bobby Chase, 2004-06	1,615
18. Albert Johnson, 1995-98	1,575
19. Keenan Holman, 2010-13	1,558
20. Brian Berry, 1990-94	1,535
21. Cody Cardwell, 1999-2002	1,525

SEASON YARDAGE

1. Emmanuel Sanders, 2009	1,339
2. Aldrick Robinson, 2010	1,301
3. Courtland Sutton, 2016	1,246
4. Trey Quinn, 2017	1,236
5. James Proche, 2019	1,225
6. James Proche, 2018	1,199
7. Jerry LeVias, 1968	1,131
8. Darius Johnson, 2011	1,118
9. Jeremy Johnson, 2013	1,112
10. Courtland Sutton, 2017	1,085
11. Cole Beasley, 2010	1,060
12. Aldrick Robinson, 2008	1,047
13. Emanuel Tolbert, 1978	1,041
14. Cole Beasley, 2011	1,040
15. Keenan Holman, 2013	1,037
16. Emanuel Tolbert, 1977	996
17. Emmanuel Sanders, 2008	958
18. Emmanuel Sanders, 2007	889
19. Courtland Sutton, 2015	862
20. Mick Rossley, 1994	857

Senior:	1,339, Emmanuel Sanders, 2009
Junior:	1,236, Trey Quinn, 2017
Sophomore:	1,246, Courtland Sutton, 2016
Freshman:	852, Courtland Sutton, 2015

SINGLE-GAME YARDAGE (170+)

1. Courtland Sutton vs. USF, 2016	252
2. Reggie Roberson, Jr. vs. Temple, 2019	250
3. Reggie Roberson, Jr. vs. Memphis, 2020	243
4. Jeremy Johnson vs. Rutgers, 2013	217
5. Jerry LeVias vs. N.C. State, 1968	213
6. Aldrick Robinson at UCF, 2008	210
7. Keenan Holman vs. Temple, 2013	209
8. Aldrick Robinson vs. Houston, 2008	186
Trey Quinn at Cincinnati, 2017	186
10. James Proche at Tulsa, 2018	183
11. Aldrick Robinson at Tulane, 2010	182
12. Reggie Roberson, Jr. at Arkansas State, 2019	180
13. Emmanuel Sanders at Washington St., 2009	178
14. Aldrick Robinson vs. Nevada, 2009	176
15. Gary Hammond vs. Texas Tech, 1969	175
Louis Scott at Texas, 1970	175
17. Aldrick Robinson vs. Texas State, 2008	172
Kenny Harrison vs. Rice, 1972	172
19. Cole Beasley vs. Northwestern State, 2011	171

Senior:	243, Reggie Roberson, Jr. vs. Memphis, 2020
Junior:	250, Reggie Roberson, Jr. vs. Temple, 2019
Sophomore:	252, Courtland Sutton vs. USF 2016
Freshman:	172, Kenny Harrison vs. Rice, 1972

CAREER TOUCHDOWN RECEPTIONS

1. James Proche, 2016-19	39
2. Emmanuel Sanders, 2006-09	34
3. Courtland Sutton, 2014-17	31
4. Aldrick Robinson, 2007-10	30
5. Emanuel Tolbert, 1976-79	25
6. Jerry LeVias, 1966-68	22
7. Darius Johnson, 2009-12	20
8. Jason Wolf, 1989-92	17
Reggie Roberson, Jr., 2018-	17
10. Ron Morris, 1983-86	15
11. Cole Beasley, 2008-11	14
Kevin Thomal, 1993-96	14

SEASON TOUCHDOWN RECEPTIONS (8+)

1. James Proche, 2019	15
2. Aldrick Robinson, 2010	14
3. Trey Quinn, 2017	13
4. Courtland Sutton, 2017	12
James Proche, 2018	12
6. Aldrick Robinson, 2008	11
Emanuel Tolbert, 1978	11
8. Zack Sledge, 2007	10
Courtland Sutton, 2016	10
10. Courtland Sutton, 2015	9
Keenan Holman, 2013	9
Emmanuel Sanders, 2008	9
Emmanuel Sanders, 2007	9
Emmanuel Sanders, 2006	9
Kylen Granson, 2019	9
16. Darius Johnson, 2011	8
Jerry LeVias, 1968	8

Senior:	15, James Proche, 2019
Junior:	13, Trey Quinn, 2017
Sophomore:	11, Aldrick Robinson, 2008
Freshman:	9, Courtland Sutton, 2015
	9, Emmanuel Sanders, 2006

SINGLE-GAME TOUCHDOWN RECEPTIONS

1. Emanuel Tolbert at Baylor, 1978	4
Courtland Sutton vs. North Texas, 2017	4
3. 14 players	3
<i>last by Roberson, Jr. (vs. Temple)/Granson (vs. ECU) 2019</i>	

MOST CONSECUTIVE GAMES WITH A TOUCHDOWN RECEPTION

1. James Proche, 2019	12; UNT - FAU
2. Aldrick Robinson, 2010	8; Navy - Army
3. Emmanuel Sanders, 2006	6; SHSU - ECU
4. Aldrick Robinson, 2008	5; Tulane - Navy
James Proche, 2018	5; Michigan - Tulane
6. Trey Quinn, 2017	4; Navy - Louisiana Tech
Courtland Sutton, 2015	4; Baylor - James Mad.
Emanuel Tolbert, 1977	4; Houston - Rice
Jerry LeVias, 1966	4; Purdue - Texas
Reggie Roberson, Jr., 2018	4; Tulane - UConn
Kylen Granson, 2019	4; Temple - ECU
Danny Gray, 2020	4; North Texas-Tulane
Rashee Rice, 2020	4; Tulane-Temple

MOST CONSECUTIVE GAMES WITH TWO TOUCHDOWN RECEPTIONS

1. Albert Johnson, 1998	3
Tulane, Arkansas, Mississippi	

CAREER YARDS PER CATCH

Minimum 100 receptions

Aldrick Robinson, 2007-10	18.3
---------------------------	------

SEASON YARDS PER CATCH

Minimum 45 receptions

Aldrick Robinson, 2010	20.0
------------------------	------

SINGLE-GAME YARDS PER CATCH

Minimum 10 receptions

Aldrick Robinson at UCF, 2008	21.0
-------------------------------	------



LONGEST RECEIVING PLAYS

Yards	Receiver	Quarterback	Opponent	Year
96t	Aldrick Robinson	Bo Levi Mitchell	East Carolina	2009
96t	Craig James	Jeff Courtwright	North Texas	1982
94t	Aldrick Robinson	Bo Levi Mitchell	at UCF	2008
92t	Tyler Page	William Brown	HBU	2018
90t	Johnnie Freeman	David Page	Hawaii	2001
88t	Courtland Sutton	Ben Hicks	North Texas	2016
86t	James Proche	Ben Hicks	UCF	2017
86	Paul Page	Gilbert Johnson	at UCLA	1947
85	James Whitmore	Mark Eldred	at Houston	1993
85t	Reggie Roberson, Jr.	Shane Buechele	Memphis	2020
84t	Cody Cardwell	Richard Bartel	Louisiana Tech	2002
82t	Aldrick Robinson	Kyle Padron	at Tulane	2010
80t	Albert Johnson	Ramon Flanigan	New Mexico	1996
80t	Ron Morris	Lance McIlhenny	at TCU	1983
80t	Freeman Johns	Ricky Wesson	West Virginia	1975
80t	Henry Christopher	Don Meredith	Baylor	1958
79t	Keenan Holman	Garrett Gilbert	at Memphis	2013
79	Ron Morris	Don King	Arkansas	1984
79t	Bobby Leach	Lance McIlhenny	at Texas	1982
78	John Milam	John Champion	Notre Dame	1949
78t	Jim Welch	Don Meredith	Texas A&M	1958
78t	Jackie Wilson	Lance McIlhenny	at Baylor	1982

t - indicates a touchdown was scored on the play

LEVIAS BREAKS DOWN WALLS

Jerry LeVias has overcome many obstacles in his life to achieve his success. At the age of 12, LeVias suffered a stroke which left him unable to walk for five years, but he rebounded to become a barrier-breaker in college football.

The turbulent 1960s saw a huge change in the SMU football program when LeVias accepted the Mustangs' offer to become the first African-American football player to earn an athletic scholarship in the Southwest Conference.

LeVias, who chose SMU largely because of its accounting program, eventually was named All-America, Academic All-America and Southwest Conference Player of the Year in 1968 when he set the SMU record for receiving yards in a season (1,131).

A coach of a high school all-star team of which LeVias was a member said of the wide receiver, "He'll make a good coach out of someone." That coach's name was Doak Walker, the same man who would see many of his own collegiate records broken by LeVias.

The Houston native was inducted into the College Football Hall of Fame in December 2003.

Starting in 2009, a deserving student-athlete on the SMU football team is chosen annually to wear the number "23" on his jersey to honor LeVias for his contributions to America, the sport of football and SMU.



LeVias earned All-America and All-SWC honors while on the Hilltop and was later honored for his induction into the College Football Hall of Fame.

YEARLY RECEIVING LEADERS

Year	Name	Rec.	Yds.	Avg.	TD
1945	Gene Wilson (2)	*31	311	10.0	1
1946	Gene Wilson	*19	260	13.7	4
1947	Sid Halliday	14	131	9.4	2
1948	Kyle Rote	19	215	11.3	3
1949	Zohn Milam	20	362	18.1	2
1950	John Champion	31	454	14.6	2
1951	Benton Musslewhite	36	532	14.7	3
1952	Don Miller	16	202	12.6	0
1953	Ed Bernet	17	227	13.4	2
1954	Frank Eidom	19	246	12.9	2
1955	Tommy Gentry	10	145	14.5	0
1956	Tommy Gentry	23	255	11.1	2
1957	Lon Slaughter	*21	203	9.6	2
1958	Henry Christopher	17	286	16.8	4
1959	Glynn Gregory (10)	*30	369	12.3	2
1960	Tommy Brennan	11	117	10.6	0
1961	Billy Gannon	17	155	9.1	0
1962	Billy Gannon	23	235	10.2	1
1963	Tom Hillary	25	306	12.2	2
1964	Don Crowder	18	150	8.3	0
1965	John Roderick	24	248	14.5	5
1966	Jerry LeVias	18	420	23.3	7
1967	Jerry LeVias (9)	*57	724	12.7	7
1968	Jerry LeVias (T2)	*80	*1,131	14.1	8
1969	Gary Hammond	*51	722	14.2	2
1970	Gary Hammond	*50	489	9.8	3
1971	Alvin Maxson	25	224	9.0	0
1972	Kenny Harrison	29	542	18.7	4
1973	Oscar Roan	16	331	20.7	3
1974	Oscar Roan	19	351	18.5	4
1975	Freeman Johns	22	452	20.5	4
1976	Robert Fisher	23	369	16.0	2
1977	Emanuel Tolbert (2)	*64	*996	15.6	6
1978	Emanuel Tolbert (T2)	*62	*1,041	16.8	*11
1979	Emanuel Tolbert	28	376	13.4	4
1980	Anthony Smith	25	329	13.2	2
1981	Jackie Wilson	20	397	19.9	1
1982	Gary Smith	21	154	7.3	3
1983	Ron Morris	41	688	16.8	3
1984	Ron Morris	27	554	20.5	4
1985	Ron Morris	31	411	13.3	2
1986	Jeffrey Jacobs	52	692	13.3	4
1989	Jason Wolf	61	676	11.1	4
1990	Michael Bowen	60	528	8.8	7
1991	Jason Wolf	59	565	9.6	4
1992	Korey Beard	64	813	12.7	6
1993	Mick Rossley	46	468	10.2	3
1994	Mick Rossley (3)	*83	*857	10.3	4
1995	Kevin Thoral	44	531	12.1	6
1996	Kevin Thoral	37	501	13.5	7
1997	Jack Brewer	19	352	18.5	4
1998	Albert Johnson	39	536	13.7	7
1999	Chris Cunningham	39	570	14.6	5
2000	John Hampton	46	572	12.4	4
2001	Chris Cunningham	45	516	11.5	7
2002	Cody Cardwell	47	659	14.0	3
2003	Matt Rushbrook	30	359	12.0	3
2004	Chris Foster	37	444	12.0	4
2005	Bobby Chase	39	625	16.0	4
2006	Emmanuel Sanders	46	605	13.2	9
2007	Emmanuel Sanders	74	889	12.0	9
2008	Emmanuel Sanders	67	958	14.3	9
2009	Emmanuel Sanders	98	1,339	13.7	7
2010	Cole Beasley	87	1,060	12.2	6
2011	Cole Beasley	86	1,040	12.1	2
2012	Jeremy Johnson	67	679	10.1	3
2013	Jeremy Johnson (T4)	*112	1,112	9.9	6
2014	Darius Joseph	54	379	7.0	2
2015	Courtland Sutton	49	862	17.6	9
2016	Courtland Sutton	76	1,246	16.4	10
2017	Trey Quinn (1)	*114	1,236	10.8	13
2018	James Proche (T5)	*93	*1,199	12.9	12
2019	James Proche (T1)	*111	1,225	11.0	*15
2020	Rashee Rice	48	683	14.2	5

Leaders based on number of catches

* Led Conference - # Indicates national ranking (top 10 only)



TOTAL OFFENSE RECORDS

CAREER PLAYS

1. Ben Hicks, 2016-18	1,406 (1,266 pass/140 rush)
2. Ramon Flanigan, 1992-97	1,398 (829/569)
3. Chuck Hixson, 1968-70	1,358 (1,115/243)
4. Mike Romo, 1989-92	1,212 (1,034/178)
5. Garrett Gilbert, 2012-13	1,187 (1,010/177)
6. Mike Ford, 1977-80	1,046 (885/161)
7. Justin Willis, 2006-08	1,000 (684/316)

SEASON PLAYS

1. Kyle Padron, 2010	612 (508/104)
2. Garrett Gilbert, 2012	600 (506/94)
3. Justin Willis, 2007	594 (414/180)
4. Garrett Gilbert, 2013	587 (504/83)
5. Mike Romo, 1989	581 (503/78)
6. Chuck Hixson, 1968	556 (468/88)
7. Shane Buechele, 2019	554 (490/64)
8. Ben Hicks, 2017	526 (472/54)
9. Matt Davis, 2015	523 (336/187)
10. J.J. McDermott, 2011	495 (455/40)
11. Mike Romo, 1990	490 (412/78)

SINGLE-GAME PLAYS

1. Garrett Gilbert vs. Rutgers, 2013	81 (70/11)
2. Garrett Gilbert vs. Texas Tech, 2013	76 (62/14)
3. Mike Romo vs. UConn, 1989	75 (64/11)
Chuck Hixson at Ohio St., 1968	75 (69/6)
5. Mike Romo at Rice, 1990	71 (62/9)
Justin Willis at Memphis, 2007	71 (48/23)
7. Mike Romo vs. Texas Tech, 1989	68 (60/8)

CAREER YARDS (4,000+)

1. Ben Hicks 2016-18	8,977 (9,081/-104)
2. Ramon Flanigan, 1992-97	7,437 (5,640/1,797)
3. Shane Buechele, 2019-20	7,234 (7,024/210)
4. Garrett Gilbert, 2012-13	7,073 (6,460/613)
5. Chuck Hixson, 1968-70	6,884 (7,179/-295)
6. Kyle Padron, 2009-11	6,189 (5,902/287)
7. Mike Ford, 1977-80	6,055 (6,239/-184)
8. Justin Willis, 2006-08	6,054 (4,991/1,063)
9. Mike Romo, 1989-91	5,699 (6,041/-342)
10. Matt Davis, 2014-2016	4,738 (3,273/1,465)
11. Ricky Wesson, 1973-76	4,604 (2,610/1,994)
12. Eric Dickerson, 1979-82	4,450 (0/4,450)
13. Bo Levi Mitchell, 2008-09	4,386 (4,590/-204)
14. Josh McCown, 1998-00	4,220 (4,019/201)
15. Zach Line, 2009-12	4,185 (0/4,185)
16. Lance McIlhenny, 1980-83	4,007 (3,512/495)



RAMON FLANIGAN

YEARLY TOTAL OFFENSE LEADERS

Year	Name	Rush Yards	Pass Yards	Total Yards	Avg.
1947	Doak Walker	684	342	1,026	*102.6
1948	Gil Johnson	-56	1,026	970	97.0
1949	Doak Walker	449	605	1,054	131.7
1950	Kyle Rote	762	490	1,252	125.2
1951	Fred Benners	-7	1,306	1,299	129.9
1952	Jerry Norton	36	431	467	46.7
1953	Duane Nutt	-5	581	576	57.6
1954	Duane Nutt	64	783	847	84.7
1955	John Roach	219	907	1,126	112.6
1956	Charlie Arnold	-82	964	882	98.0
1957	Don Meredith	143	912	1,055	105.5
1958	Don Meredith	230	952	1,182	147.7
1959	Don Meredith (10)	25	1,266	*1,291	*129.1
1960	Frank Jackson	269	298	567	56.7
1961	Jerry Rhome	82	693	775	77.5
1962	Don Campbell	299	450	749	93.6
1963	Danny Thomas	141	846	987	98.7
1964	Roy Oefinger	123	206	329	47.0
1965	Mac White	486	658	1,144	114.4
1966	Mac White	606	520	1,126	125.1
1967	Mike Livingston (7)	18	1,750	*1,768	*176.8
1968	Chuck Hixson (2)	-108	3,103	*2,995	*299.5
1969	Chuck Hixson (9)	-112	2,313	*2,202	*220.2
1970	Chuck Hixson	-76	1,763	*1,687	*167.4
1971	Gary Hammond	401	787	1,188	108.0
1972	Keith Bobo	83	1,003	1,086	120.7
1973	Keith Bobo	443	541	984	123.0
1974	Ricky Wesson	855	688	*1,573	*157.3
1975	Ricky Wesson	330	672	1,002	91.1
1976	Ricky Wesson	385	1,011	1,396	126.9
1977	Mike Ford	-138	2,064	*1,926	*192.6
1978	Mike Ford (1)	-50	3,007	*2,957	*295.7
1979	Jim Bob Taylor	175	1,001	1,176	106.9
1980	Mike Ford	-21	951	930	116.2
1981	Eric Dickerson	1,428	0	1,428	129.8
1982	Eric Dickerson	1,617	0	1,617	147.0
1983	Lance McIlhenny	68	1,233	1,301	118.3
1984	Don King	421	1,598	*2,019	*183.5
1985	Don King	191	1,386	1,577	143.4
1986	Bobby Watters	74	2,041	2,115	192.3
1989	Mike Romo	-166	2,927	2,761	251.0
1990	Mike Romo	-206	2,434	2,228	222.8
1991	Mike Romo	30	680	710	236.7
1992	Dan Freiburger	-341	2,580	2,239	203.5
1993	Ramon Flanigan	462	1,334	1,796	224.5
1994	Ramon Flanigan	502	1,869	*2,371	*237.1
1995	Chris James	56	732	788	157.6
1996	Ramon Flanigan	394	1,715	2,109	191.7
1997	Ramon Flanigan	422	555	977	88.8
1998	Chris Sanders	-96	1,050	954	95.4
1999	Josh McCown	9	1,434	1,425	142.5
2000	Josh McCown	175	1,969	2,144	194.9
2001	David Page	105	1,209	1,314	146.0
2002	Keylon Kincade	1,279	0	1,279	106.6
2003	Keylon Kincade	1,280	0	1,280	106.7
2004	Tony Eckert	-107	1,406	1,299	118.1
2005	Jerad Romo	174	1,786	1,946	176.5
2006	Justin Willis	354	2,047	2,401	218.3
2007	Justin Willis	699	2,944	3,643	303.6
2008	Bo Levi Mitchell	-140	2,865	2,725	227.1
2009	Kyle Padron	42	1,922	1,964	280.6
2010	Kyle Padron	244	3,828	4,072	290.9
2011	J.J. McDermott	-291	3,421	3,130	240.8
2012	Garrett Gilbert	346	2,932	3,278	252.2
2013	Garrett Gilbert	267	3,528	3,795	*379.5
2014	Matt Davis	613	855	1,468	146.8
2015	Matt Davis	761	2,263	3,024	252.0
2016	Ben Hicks	-83	2,930	2,847	237.2
2017	Ben Hicks	47	3,569	3,616	278.2
2018	Ben Hicks	-68	2,582	2,514	209.5
2019	Shane Buechele	105	3,929	*4,034	*310.3
2020	Shane Buechele	105	3,095	3,200	320.0

* Led Conference - # Indicates national ranking (top 10 only)



SEASON YARDS (2,000+)

1. Kyle Padron, 2010	4,072 (3,828/244)
2. Shane Buechele, 2019	4,034 (3,929/105)
3. J.J. McDermott, 2011	3,911 (4,130/-219)
4. Garrett Gilbert, 2013	3,795 (3,528/267)
5. Justin Willis, 2007	3,643 (2,944/699)
6. Ben Hicks, 2017	3,616 (3,569/47)
7. Garrett Gilbert, 2012	3,278 (2,932/346)
8. Shane Buechele, 2020	3,200 (3,095/105)
9. Matt Davis, 2015	3,024 (2,263/761)
10. Chuck Hixson, 1968	2,995 (3,103/-108)
11. Mike Ford, 1978	2,957 (3,007/-50)
12. Ben Hicks, 2016	2,847 (2,930/-83)
13. Mike Romo, 1989	2,761 (2,927/-166)
14. Bo Levi Mitchell, 2008	2,725 (2,865/-140)
15. Ben Hicks, 2018	2,514 (2,582/-68)
16. Justin Willis, 2006	2,401 (2,047/354)
17. Ramon Flanigan, 1994	2,371 (1,869/502)
18. Dan Freiburger, 1992	2,239 (2,580/-341)
19. Mike Romo, 1990	2,228 (2,434/-206)
20. Chuck Hixson, 1969	2,202 (2,313/-111)
21. Josh McCown, 2000	2,144 (1,751/1,969)
22. Bobby Watters, 1986	2,115 (2,041/74)
23. Ramon Flanigan, 1996	2,109 (1,715/394)
24. Don King, 1984	2,019 (1,598/421)

SINGLE-GAME YARDS

1. Garrett Gilbert vs. Temple, 2013	635 (538/97)
2. Shane Buechele vs. Memphis, 2020	501 (474/27)
3. Garrett Gilbert vs. Rutgers, 2013	498 (484/14)
4. Justin Willis at Memphis, 2007	489 (375/114)
5. Kyle Padron vs. Nevada, 2009	467 (460/7)
6. Shane Buechele at Memphis, 2019	461 (456/5)
7. Shane Buechele vs. Temple, 2019	453 (457/-4)
8. Garrett Gilbert vs. Texas Tech, 2013	441 (388/53)
9. Josh McCown at UTEP, 2000	439 (420/19)
10. Justin Willis vs. UNT, 2007	435 (353/82)
11. Mike Romo vs. UNT, 1989	434 (450/-16)
12. Mike Romo at Rice, 1990	429 (449/-20)
13. Garrett Gilbert at Cincinnati, 2013	417 (403/14)
14. Bo Levi Mitchell at Washington St., 2009	410 (424/-14)
15. Mark Eldred at Houston, 1993	404 (399/5)
16. Justin Willis at Houston, 2007	402 (351/51)
17. Mike Romo vs. Texas Tech, 1989	400 (408/-8)
18. Ben Hicks at Houston, 2017	397 (397/0)
19. Matt Davis at TCU, 2015	396 (334/62)
20. Kyle Padron at Rice, 2010	395 (371/24)
Kyle Padron vs. Tulsa, 2010	395 (381/14)
22. Chuck Hixson at Ohio State, 1968	393 (417/-24)
23. Ramon Flanigan vs. N. Mex., 1996	388 (316/72)
Chuck Hixson at Texas, 1970	388 (381/7)
25. Dan Freiburger at Rice, 1992	377 (393/-16)
Garrett Gilbert vs. Connecticut, 2013	376 (353/23)
Ramon Flanigan at Rice, 1994	376 (283/93)

Senior: 635, Garrett Gilbert vs. Temple, 2013 (538/97)

Junior: 461, Shane Buechele at Memphis, 2019 (456/5)

Sophomore: 489, J. Willis at Memphis, 2007 (375/114)

Freshman: 467, Kyle Padron vs. Nevada, 2009 (460/7)

CAREER TOTAL OFFENSE PER GAME

1. Shane Buechele, 2019-20	314.5
2. Garrett Gilbert, 2012-13	307.1
3. Kyle Padron, 2009-11	257.9
4. Ben Hicks, 2016-18	242.6
5. Mike Romo, 1989-92	237.5
6. Chuck Hixson, 1968-70	220.0
7. Bo Levi Mitchell, 2008-09	208.9
8. Matt Davis, 2014-16	206.0
9. Mike Ford, 1977-80	183.8

SEASON TOTAL OFFENSE PER GAME (250+)

1. Garrett Gilbert, 2013	379.5
2. Shane Buechele, 2020	320.0
3. Shane Buechele, 2019	310.3
4. Justin Willis, 2007	303.6
5. Chuck Hixson, 1968	299.5
6. Kyle Padron, 2010	290.9
7. Kyle Padron, 2009	280.6
8. Ben Hicks, 2017	278.2
9. Mike Ford, 1978	268.8



GARRETT GILBERT

10. J.J. McDermott, 2011	253.7
11. Garrett Gilbert, 2012	252.2
12. Matt Davis, 2015	252.0

CAREER YARDS PER PLAY

Minimum 2,000 Yards

Shane Buechele, 2019-20	7.37
-------------------------	------

SEASON YARDS PER PLAY

Minimum 800 Yards

Kyle Padron, 2009	7.79
-------------------	------

SINGLE-GAME YARDS PER PLAY

Minimum 20 Plays

J.J. McDermott vs. UCF, 2011	11.5
------------------------------	------

CAREER TOUCHDOWNS RESPONSIBLE FOR

1. Ben Hicks, 2016-18	74 (71/3)
2. Shane Buechele, 2019-20	61 (57/4)
3. Justin Willis, 2006-08	57 (51/6)
Ramon Flanigan, 1992-97	57 (30/27)
5. Garrett Gilbert, 2012-13	50 (36/14)
Chuck Hixson, 1968-70	50 (40/10)
7. Kyle Padron, 2009-11	48 (41/7)
8. Zach Line, 2009-12	47 (0/47)
Eric Dickerson, 1979-82	47 (0/47)
10. Doak Walker, 1945, 47-49	45 (14/31)
Xavier Jones, 2015-19	45 (0/45)

SEASON TOUCHDOWNS RESPONSIBLE FOR

1. Shane Buechele, 2019	36 (34/2)
2. Kyle Padron, 2010	35 (31/4)
3. Ben Hicks, 2017	34 (33/1)
4. Justin Willis, 2006	29 (26/3)
5. Justin Willis, 2007	28 (25/3)
6. Garrett Gilbert, 2013	27 (21/6)
Chuck Hixson, 1968	27 (21/6)
8. Matt Davis, 2015	26 (16/10)
9. Bo Levi Mitchell, 2008	25 (24/1)
Shane Buechele, 2020	25 (23/2)
11. Garrett Gilbert, 2012	23 (15/8)
Xavier Jones, 2019	23 (0/23)
13. Ben Hicks, 2016	21 (19/2)
Justin Willis, 2007	21 (18/3)
Mike Ford, 1978	21 (17/4)

SINGLE-GAME TOUCHDOWNS RESPONSIBLE FOR

1. Garrett Gilbert vs. Rutgers, 2013	7 (5/2)
2. Garrett Gilbert vs. Temple, 2013	6 (4/2)
Justin Willis vs. Sam Houston St., 2006	6 (5/1)
Mike Romo vs. Vanderbilt, 1990	6 (6/0)
Shane Buechele vs. Temple, 2019	6 (6/0)
6. Six players, eight times	5
last by Zach Line vs. NW State, 2012 (5)	

MUSTANG MARKS

SMU'S BIGGEST COMEBACK WINS

Deficit	Opponent (Date)	Final Score
25 (25-0)	at Baylor (11/22/75)	34-31
21 (21-0)	at Baylor (10/14/78)	28-21
21 (28-7)	Temple (10/26/13)	59-49
21 (30-9)	Tulsa (10/5/19)	43-37 (3ot)
17 (22-5)	Montana State (9/7/13)	31-30
17 (24-7)	at Ohio State (9/30/50)	32-27
17 (24-7)	Tulsa (11/18/06)	34-24
16 (23-7)	Connecticut (9/16/89)	31-30
14 (20-6)	at Connecticut (12/6/14)	27-20
14 (14-0)	at ECU (11/26/10)	45-38 (ot)
14 (17-3)	at Tulane (10/30/10)	31-17
14 (14-0)	UTEP (10/27/01)	40-14
14 (14-0)	at Rice (10/16/65)	17-14
13 (20-7)	Rice (11/24/01)	37-20
13 (20-7)	Texas A&M (11/3/84)	28-20
13 (13-0)	at Baylor (10/9/82)	22-19

SMU'S BIGGEST BLOWN LEADS

Lead	Opponent (Date)	Final Score
22 (29-7)	BYU (12/19/80)	46-45
22 (41-19)	Mississippi (9/26/98)	48-41
21 (21-0)	at Houston (10/16/93)	28-28
21 (21-0)	at Tulsa (11/14/20)	28-24
17 (24-7)	at Washington State (9/19/09)	38-35 (ot)
17 (17-0)	Arkansas (11/16/74)	24-24
14 (14-0)	at Navy (10/16/10)	28-21
14 (21-7)	Navy (10/17/09)	38-35 (ot)
14 (21-7)	Houston (10/18/08)	44-38
14 (14-0)	Texas A&M (10/29/94)	21-21
14 (14-0)	Texas (11/3/73)	42-14
14 (20-6)	at Texas A&M (11/5/49)	27-27
13	Eight times (last - at USF 11/15/14)	

HOTTEST TEMPERATURES FOR SMU GAMES

Temperature*	Game (Result)	Date
111 degrees	at TCU (W, 45-21)	9/10/77
107 degrees	Kansas (W, 31-17)	9/2/00
101 degrees	Texas Tech (L, 41-23)	8/30/13
100 degrees	North Texas (W, 49-27)	9/7/19
98 degrees	Montana State (W, 31-30)	9/7/13
97 degrees	Arkansas (L, 26-0)	9/4/99
97 degrees	Texas State (W, 47-17)	9/14/19
96 degrees	Rice (L, 35-6)	9/2/89
95 degrees	UTEP (W, 35-23)	9/7/85
94 degrees	Wisconsin (L, 24-16)	9/11/93
93 degrees	at North Texas (L, 46-23)	9/1/18
93 degrees	Arkansas State (W, 44-21)	9/23/17
93 degrees	Stephen F. Austin (W, 58-14)	9/2/17
93 degrees	Baylor (L, 56-21)	9/4/15
93 degrees	at Arkansas (L, 44-17)	9/19/98
93 degrees	Ohio State (L, 35-7)	10/1/77
93 degrees	Tulane (W, 28-23)	9/24/77
93 degrees	TCU (W, 28-13)	10/10/75
93 degrees	at UCLA (W, 7-0)	10/25/47
93 degrees	at TCU (W, 41-38)	9/21/19
93 degrees	Tulsa (W, 43-37 3ot)	10/5/19
92 degrees	at TCU (L, 56-36)	9/16/17
92 degrees	Air Force (W, 10-0)	10/5/63
92 degrees	Tulane (W, 51-7)	9/11/82

* Temperature at game time

COLDEST TEMPERATURES FOR SMU GAMES

Temperature*	Game (Result)	Date
24 degrees	UCF (L, 13-17)	12/7/13
24 degrees	vs. Alabama+ (L, 7-28)	12/24/83
30 degrees	at UNLV (W, 38-21)	12/1/84
34 degrees	Arkansas (L, 14-17)	11/14/59
34 degrees	at Arkansas (W, 22-7)	11/18/72
36 degrees	at Air Force (L, 7-31)	10/31/98
38 degrees	Georgia (L, 9-24)	12/31/66
38 degrees	Pittsburgh (W, 7-3)	1/1/83
38 degrees	at TCU (L, 10-18)	11/2/91
39 degrees	at Texas Tech (L, 0-14)	11/15/80
39 degrees	at Tulsa (W, 42-41)	11/15/97

* Temperature at game time
+ at El Paso, Texas



PUNTING & PLACEKICKING RECORDS

PUNTING RECORDS

CAREER ATTEMPTS

1. Ryan Mentzel, 2002-05	254
2. Anthony Scotti, 1994-97	252
3. Ken Rosenthal, 1976-79	249
4. Sam McLarty, 1970-72	222
5. Colin Vadheim, 1997-2000	204

SEASON ATTEMPTS

1. Sam McLarty, 1971	81
2. Colin Vadheim, 1998	77
3. Ryan Mentzel, 2003	76
4. Jackson Koonce, 2014	74
5. Sam McLarty, 1970	72
6. Anthony Scotti, 1997	71
Jamie Sackville, 2016	71

SINGLE-GAME ATTEMPTS

1. Colin Vadheim vs. Arkansas, 1999	13
-------------------------------------	----

CAREER YARDAGE

1. Ken Rosenthal, 1976-79	10,280 (249 att.)
---------------------------	-------------------

SEASON YARDAGE

1. Colin Vadheim (77 punts), 1998	3,240
2. Eric Kaifes (68 punts), 1980	3,034
3. Jackson Koonce (74 punts), 2014	3,017
4. Sam McLarty (81 punts), 1971	2,997
5. Matt Szymanski (70 punts), 2009	2,930
6. Ryan Mentzel (76 punts), 2003	2,912

SINGLE-GAME YARDAGE

1. Marc Lewis (12) at Texas, 1990	507
2. Colin Vadheim (13) vs. Arkansas, 1999	503
3. Bill Richards (12) at Texas, 1946	499
4. Bill Richards (12) vs. Rice, 1945	484
5. John Blackburn (11) vs. Texas, 1973	482

CAREER AVERAGE YARDAGE (40.0+) (MINIMUM 70 PUNTS)

1. Eric Kaifes (93 punts), 1980-81	43.9
2. Craig James (99 punts), 1981-82	43.6
3. Thomas Morstead (166 punts), 2005-08	43.4
4. Dodge Carter (168 punts), 1984-86	43.1
5. Dan Thomas (176 punts), 1962-64	42.1
6. Jerry Norton (97 punts), 1951-53	41.8
7. Matt Szymanski (122 punts), 2009-10	41.6
8. Ken Rosenthal (249 punts), 1976-79	41.3
9. Mike Loftus (84 punts), 2011-13	41.2
10. Colin Vadheim (204 punts), 1997-2000	40.7
11. Jackson Koonce (101 punts), 2014-15	40.5

SEASON AVERAGE YARDAGE

1. David Sherer (36 punts), 1957	45.0
2. Craig James (66 punts), 1982	44.9
3. Eric Kaifes (68 punts), 1980	44.6
Thomas Morstead (57 punts), 2007	44.6
5. Kyle Rote (22 punts), 1949	44.4
6. Ken Rosenthal (62 punts), 1977	44.2
7. Dan Thomas (48 punts), 1963	44.0
8. Thomas Morstead (50 punts), 2006	43.8
9. Dodge Carter (59 punts), 1985	43.6
10. Dodge Carter (50 punts), 1984	43.0
Ken Rosenthal (60 punts), 1976	43.0



THOMAS MORSTEAD

SINGLE-GAME AVERAGE

1. Eric Kaifes at Rice, 1980	57.0 (3-171)
2. Dodge Carter at Arizona, 1985	56.6 (5-283)
3. Howard Maley at TCU, 1945	55.7 (3-167)
4. Thomas Morstead vs. UNT, 2007	55.6 (5-278)
5. David Sherer at TCU, 1957	55.0 (4-220)
6. Jerry Norton vs. Baylor, 1952	54.0 (5-270)
Doak Walker at Arkansas, 1948	54.0 (3-162)
8. Eric Kaifes at TCU, 1981	51.3 (3-154)
Bill Richards at Missouri, 1946	51.3 (6-308)
10. Ken Rosenthal vs. UNT, 1977	51.2 (4-205)

LONGEST PUNTS

1. Preston Johnston at Pittsburgh, 1940	92
2. Kyle Rote vs. Oregon, 1949	84
3. Danny Thomas vs. Texas A&M, 1964	81
David Sherer at TCU, 1957	81
Bob Finley vs. Vanderbilt, 1936	81
6. Doak Walker vs. Oregon, 1949	79
7. Glenn Terry vs. Purdue, 1965	75
Ed Green vs. UNT, 1942	75
9. Matt Szymanski vs. TCU, 2010	74
10. Craig James at Texas A&M, 1981	73
11. Colin Vadheim at Wyoming, 1998	72
Thomas Morstead vs. UNT, 2007	72
Trevor Denbow vs. Temple, 2019	72

PLACEKICKING RECORDS

CAREER FG ATTEMPTS

1. Eddie Garcia, 1978-81	67 (made 44)
2. Chase Hover, 2011-13	60 (made 44)
3. Thomas Morstead, 2005-08	53 (made 37)
4. Chris McMurtray, 2002-05	48 (made 36)
5. Brandy Brownlee, 1984-86	42 (made 30)
Josh Williams, 2015-	42 (made 31)
7. Jacob Crowley, 1999-2001	41 (made 23)

SEASON FG ATTEMPTS

1. Chase Hover, 2012	29 (made 18)
2. Chad Hedlund, 2015	23 (made 17)
Jeff Harrell, 1983	23 (made 13)
4. Eddie Garcia, 1981	22 (made 18)
Chris McMurtray, 2005	22 (made 18)
Josh Williams, 2016	22 (made 17)
7. Jacob Crowley, 2000	21 (made 10)
Daniel Hernandez, 1996	21 (made 15)
Brandy Brownlee, 1985	21 (made 15)
Eddie Garcia, 1980	21 (made 11)
Chase Hover, 2013	21 (made 18)
Chris Naggar, 2020	21 (made 17)

SINGLE-GAME FG ATTEMPTS

1. Chase Hover at Tulane, 2012	5 (made 4)
Jacob Crowley at Houston, 2000	5 (made 3)
Eddie Garcia vs. Arkansas, 1981	5 (made 4)
Bicky Lesser vs. Texas Tech, 1968	5 (made 3)
Chris Naggar at Tulane, 2020	5 (made 3)
6. Several players	4 (made 3)
Last: Kevin Robledo at Arkansas State, 2019	

CAREER FG MADE

1. Eddie Garcia, 1978-81	44 (67 att.)
Chase Hover, 2011-13	44 (60 att.)
3. Thomas Morstead, 2005-08	37 (53 att.)
4. Chris McMurtray, 2002-05	36 (48 att.)
5. Josh Williams, 2015-17	31 (42 att.)
6. Brandy Brownlee, 1984-86	30 (42 att.)
7. Jeff Harrell, 1982-83	26 (40 att.)
Chipper Johnson, 1969-71	26 (40 att.)

SEASON FG MADE

1. Chase Hover, 2013	18 (21 att.)
Chase Hover, 2012	18 (29 att.)
Chris McMurtray, 2005	18 (22 att.)
Eddie Garcia, 1981	18 (22 att.)
5. Josh Williams, 2016	17 (22 att.)
Chris Naggar, 2020	17 (21 att.)
7. Daniel Hernandez, 1996	15 (21 att.)
Brandy Brownlee, 1985	15 (21 att.)
9. Josh Williams, 2017	14 (20 att.)
10. Thomas Morstead, 2007	13 (20 att.)
Thomas Morstead, 2006	13 (18 att.)
Jacob Crowley, 2001	13 (20 att.)
John Stewart, 1993	13 (17 att.)
Jeff Harrell, 1983	13 (23 att.)
Jeff Harrell, 1982	13 (16 att.)

SINGLE-GAME FG MADE

1. Eddie Garcia at Arkansas, 1981	4
Brandy Brownlee vs. Rice, 1985	4
Daniel Hernandez vs. TCU, 1996	4
Chris McMurtray vs. UTEP, 2005	4
Chase Hover at Tulane, 2012	4
Josh Williams at Tulsa, 2016	4

CAREER FG PERCENTAGE

Minimum 30 attempts	
Chris McMurtray, 2002-05	.750 (36-of-48)

SEASON FG PERCENTAGE

Minimum 10 attempts	
Chase Hover, 2013	.857 (18-of-21)
Eddie Garcia, 1981	.818 (18-of-22)
Chris McMurtray, 2005	.818 (18-of-22)



YEARLY PUNTING LEADERS

Year	Name	Punts	Avg.
1945	Howard Maley (1)	59	*41.7
1946	Bill Richards (10)	63	*40.4
1947	Edward Green	52	38.2
1948	Doak Walker (5)	35	*42.1
1949	Kyle Rote (2)	22	*44.4
1950	Kyle Rote	41	35.0
1951	Jerry Norton (4)	32	*41.8
1952	Jerry Norton (4)	44	*41.2
1953	Jerry Norton	24	37.7
1954	Duane Nutt	19	32.7
1955	John Roach	34	39.0
1956	Charlie Jackson	32	35.3
1957	Dave Sherer (1)	36	*45.0
1958	Henry Christopher	23	*40.5
1959	Henry Christopher	31	37.2
1960	Roger Braugh	17	37.6
1961	Roger Braugh	16	38.8
1962	Danny Thomas (10)	69	*40.8
1963	Danny Thomas (1)	48	*44.0
1964	Danny Thomas (5)	59	*42.1
1965	Corky Terry	58	36.6
1966	Dennis Partee	47	36.0
1967	Jim Hagle	34	40.2
1968	Larry Tunnell	36	35.2
1969	Larry Tunnell	35	38.2
1970	Sam McLarty	72	35.1
1971	Sam McLarty	81	37.0
1972	Sam McLarty	69	37.6
1973	John Blackburn	60	40.6
1974	John Blackburn	57	37.4
1975	Bruce Hursh	47	38.3
1976	Ken Rosenthal	60	43.0
1977	Ken Rosenthal	62	44.2
1978	Ken Rosenthal	63	37.8
1979	Ken Rosenthal	64	40.4
1980	Eric Kaifes	68	44.6
1981	Eric Kaifes	25	42.0
1982	Craig James (7)	66	*44.9
1983	Whit Smith	60	39.2
1984	Dodge Carter	50	43.0
1985	Dodge Carter	59	43.6
1986	Dodge Carter	59	42.6
1989	Casey Clyde	61	38.0
1990	Marc Lewis	54	38.7
1991	Ryan Lawson	39	38.2
1992	Larry Israel	64	39.7
1993	Larry Israel	62	39.8
1994	Anthony Scotti	70	37.0
1995	Anthony Scotti	68	39.9
1996	Anthony Scotti	43	41.4
1997	Anthony Scotti	71	40.5
1998	Colin Vadheim	77	42.1
1999	Colin Vadheim	60	39.1
2000	Colin Vadheim	67	40.6
2001	Adam Walterscheid	59	39.4
2002	Ryan Mentzel	70	38.2
2003	Ryan Mentzel	76	38.3
2004	Ryan Mentzel	48	40.5
2005	Ryan Mentzel	60	40.8
2006	Thomas Morstead	50	*43.8
2007	Thomas Morstead (8)	57	*44.6
2008	Thomas Morstead	59	41.8
2009	Matt Szymanski	70	41.9
2010	Matt Szymanski	52	41.3
2011	Matt Stone	56	37.7
2012	Mike Loftus	52	41.9
2013	Mike Loftus	32	40.2
2014	Jackson Koonce	74	40.8
2015	Josh Williams	38	38.7
2016	Jamie Sackville	71	39.6
2017	Jamie Sackville	59	40.6
2018	Jamie Sackville	67	39.7
2019	Trevor Denbow	43	38.7
2020	Chris Naggar	29	39.3

* Led Conference
(#) - Indicates top 10 national ranking

SINGLE-GAME FG PERCENTAGE

Minimum four attempts

Brandy Brownlee vs. Rice, 1985	1.000 (4-4)
Daniel Hernandez vs. TCU, 1996	1.000 (4-4)
Chris McMurtray vs. UTEP, 2005	1.000 (4-4)
Josh Williams at Tulsa, 2016	1.000 (4-4)

MOST CONSECUTIVE FG MADE

1. Chris McMurtray, 2005	17
2. Roy Rios, 1997	10
Brandy Brownlee, 1985-86	10
Chase Hover, 2013	10
5. Eddie Garcia, 1981	9
Chase Hover, 2012	9
7. Daniel Hernandez, 1996	8
Chris Naggar, 2020	8

LONGEST FG MADE (50+)

1. Matt Szymanski at Texas Tech, 2010	61
2. Brandy Brownlee vs. Texas Tech, 1985	57
3. John Stewart vs. Baylor, 1993	55
4. Bicky Lesser at Texas Tech, 1968	53
Eddie Garcia vs. Texas A&M, 1980	53
Matt Szymanski vs. SFA, 2009	53
7. Chad Hedlund vs. James Madison, 2015	52
Chase Hover at Tulane, 2012	52
Chipper Johnson at Baylor, 1969	52
Eddie Garcia vs. Texas Tech, 1981	52
Roy Rios vs. Wyoming, 1997	52
Thomas Morstead at Tulsa, 2007	52
13. Chipper Johnson at Baylor, 1971	51
Eddie Garcia at Tulane, 1980	51
Brandy Brownlee at Rice, 1986	51
Thomas Morstead vs. UCF, 2007	51
Chase Hover vs. Texas Tech, 2013	51
18. Thomas Morstead vs. Arkansas St., 2006	50
Thomas Morstead at Tulsa, 2007	50

CAREER PATS ATTEMPTED

1. Eddie Garcia, 1978-81	136 (made 130)
--------------------------	----------------

SEASON PATS ATTEMPTED

1. Chase Hover, 2012	49 (made 47)
Josh Williams, 2017	49 (made 44)

SINGLE-GAME PATS ATTEMPTED

1. Chase Hover vs. Houston, 2012	10
2. Chase Hover vs. Temple, 2013	8
Brandy Brownlee at TCU, 1985	8
Clint Hackney vs. Wake Forest, 1972	8
Billy Sullivan vs. Oklahoma A&M, 1950	8
Chris Naggar at North Texas, 2020	8

CAREER PATS MADE

1. Eddie Garcia, 1978-81	130 (136 att.)
2. Chase Hover, 2011-13	118 (124 att.)
3. Thomas Morstead, 2005-08	106 (108 att.)
4. Kevin Robledo, 2017-19	92 (97 att.)
5. Josh Williams, 2015-17	82 (87 att.)
6. Brandy Brownlee, 1984-86	80 (83 att.)
7. Matt Szymanski, 2009-10	79 (80 att.)
8. Jeff Harrell, 1982-83	70 (75 att.)

SEASON PATS MADE

1. Chase Hover, 2012	47 (49 att.)
Matt Szymanski, 2009	47 (48 att.)
3. Josh Williams, 2017	44 (49 att.)
4. Chad Hedlund, 2015	43 (43 att.)
Thomas Morstead, 2007	43 (43 att.)
Chris Naggar, 2020	43 (46 att.)
7. Jeff Harrell, 1982	40 (43 att.)
8. Chase Hover, 2011	38 (40 att.)
Josh Williams, 2016	38 (38 att.)
10. Eddie Garcia, 1981	37 (40 att.)
Kevin Robledo, 2018	37 (38 att.)
12. Thomas Morstead, 2006	34 (35 att.)
Eddie Garcia, 1980	34 (34 att.)

SINGLE-GAME PATS MADE

1. Chase Hover vs. Houston, 2012	9
Kevin Robledo vs. HBU, 2018	9
3. Chase Hover vs. Temple, 2013	8
Brandy Brownlee at TCU, 1985	8
Billy Sullivan vs. Okla. A&M, 1950	8
Kevin Robledo at UConn, 2018	8
Chris Naggar at North Texas, 2020	8

CAREER PAT ACCURACY

Minimum 50 attempts

1. Matt Szymanski, 2009-10	.988 (79 of 80)
2. Russell Anderson, 1989-92	.982 (55 of 56)
3. Thomas Morstead, 2005-08	.981 (106 of 108)
4. Brandy Brownlee, 1984-86	.964 (80 of 83)

SEASON PAT ACCURACY

Minimum 20 attempts

1. Several Players	1.000
<i>last by Josh Williams, 2016 (38 of 38)</i>	

CAREER CONSECUTIVE PATS MADE

1. Thomas Morstead, 2006-08	78
-----------------------------	----


THE MUSTANG LEGEND

Legend has it that when Ford Motor Company was preparing to introduce the sports car that would gain fame as the Mustang, it was considering other names such as Cougar, Bronco, Cheetah and Colt.

But during the 1963 football season, SMU took an undersized but quick team to Ann Arbor to play a massive Michigan Wolverine squad. Michigan gained the early advantage, but had to fight off the feisty Ponies for a 27-16 win. After the game, Ford's Lee Iacocca entered the SMU locker room and addressed the disappointed Mustangs.

Iacocca said, "After watching the SMU Mustangs play with such flair, we reached a decision. We will call our new car the Mustang. Because it will be light, like your team. It will be quick, like your team. And it will be sporty, like your team."

Ford's new car got its name, and the rest, as they say, is history.



Legend has it that Ford's signature car, the Mustang, got its nickname via the SMU football team following this 1963 game at Michigan.



KICKOFF RETURN RECORDS

CAREER RETURNS

1. Jessie Henderson, 2005-08	122
2. Jonas Rutledge, 2000-03	88
3. Arthur Whittington, 1974-77	81
4. Korey Beard, 1989-92	76
5. Deion Sanders, Jr., 2013-15	70

SEASON RETURNS

1. Jessie Henderson, 2008	48
2. Jessie Henderson, 2007	40
3. Korey Beard, 1989	39
4. Jonas Rutledge, 2002	38
5. Deion Sanders, Jr., 2014	37

SINGLE-GAME RETURNS

1. Deion Sanders, Jr., at UCF, 2014	10
2. Arthur Whittington vs. Alabama, 1976	9

CAREER YARDAGE (750+)

1. Jessie Henderson, 2005-08	2,945
2. Jonas Rutledge, 2000-03	2,154
3. Arthur Whittington, 1974-77	1,649
4. Deion Sanders, Jr., 2013-15	1,501
5. Korey Beard, 1989-92	1,324
6. Rodnick Phillips, 1996-99	1,220
7. CJ Sanders, 2018-19	1,147
8. Braeden West, 2015-18	1,099
9. Jerry LeVias, 1966-68	1,080
10. Kevin Johnson, 2015-19	961
11. Bryan McCann, 2006-09	960
12. Blake Warren, 2003-06	837
13. Michael Artmore, 1990-94	818
14. Gary Hammond, 1969-70	803
15. Darryl Fields, 2010	799
16. Doak Walker, 1945, 47-49	757

SEASON YARDAGE (600+)

1. Jessie Henderson, 2008	1,056
2. CJ Sanders, 2019	949
3. Jonas Rutledge, 2002	901
4. Jessie Henderson, 2007	857
5. Bryan McCann, 2009	824
6. Darryl Fields, 2010	799
7. Jonas Rutledge, 2003	782
8. Deion Sanders, Jr., 2014	759
9. Harold Perry, 1978	732
10. Arthur Whittington, 1976	700
11. Jessie Henderson, 2005	663
12. Braeden West, 2015	635
13. Korey Beard, 1989	628
14. Rodnick Phillips, 1996	618
15. Gary Hammond, 1969	617
16. Michael Artmore, 1991	615

SINGLE-GAME YARDAGE (150+)

1. Deion Sanders, Jr., at UCF, 2014	203
2. Jonas Rutledge vs. UTEP, 2003	190
3. Rodnick Phillips at Wyoming, 1996	186
4. Jessie Henderson vs. Houston, 2008	181
5. Braeden West vs. Temple, 2015	180
6. Jessie Henderson vs. Tulane, 2005	179
7. Arthur Whittington at Alabama, 1976	178
8. Darryl Fields vs. Houston, 2010	172
9. Doak Walker at TCU, 1947	163
10. Jessie Henderson at Rice, 2008	160
11. Jerry LeVias vs. Baylor, 1966	160
12. Deion Sanders, Jr., 2015	158
13. Darryl Fields at Texas Tech, 2010	157
14. Rodnick Phillips vs. New Mexico, 1996	155



JESSIE HENDERSON

CAREER AVERAGE PER RETURN

Minimum 25 returns

1. Doak Walker, 1945, 1947-49	29.1 (26-756)
2. CJ Sanders, 2018-19	28.0 (41-1,147)
3. Rodnick Phillips, 1996-99	24.9 (49-1,220)
4. Jonas Rutledge, 2000-03	24.5 (88-2,154)
5. Jessie Henderson, 2005-08	24.1 (122-2,945)
6. Harold Perry, 1978	23.6 (31-732)

SEASON AVERAGE PER RETURN

Minimum 15 returns

1. CJ Sanders, 2019 (33-949)	28.8
2. Rodnick Phillips, 1996 (22-618)	28.1
3. Jessie Henderson, 2005 (24-663)	27.6
4. Jonas Rutledge, 2003 (29-782)	27.0
5. Jerry LeVias, 1966 (15-393)	26.2
6. Der'rikk Thompson, 2012 (16-411)	25.7
7. Darryl Fields, 2010 (32-799)	25.0

SINGLE-GAME AVERAGE PER RETURN

Minimum 3 returns

1. Doak Walker at TCU, 1947	54.3 (3-163)
2. Jerry LeVias vs. Baylor, 1966	53.3 (3-160)
3. Rodnick Phillips vs. New Mexico, 1996	51.7 (3-155)

LONGEST KICKOFF RETURNS

1. Jessie Henderson at Tulane, 2006	100t
Mitchell Price at Baylor, 1986	100t
James Collier vs. Baylor, 1979	100t
Arthur Whittington at Arkansas, 1974	100t
Jerry LeVias vs. Baylor, 1966	100t
Kyle Rote at Texas A&M, 1949	100t
CJ Sanders at Navy, 2019	100t
8. Rodnick Phillips vs. New Mexico, 1996	99t
9. Doak Walker at Santa Clara, 1947	98t
Reggie Roberson, Jr. vs. Navy, 2018	98t
CJ Sanders at Navy, 2019	98t
12. Harold Perry vs. TCU, 1978	94t
13. Darryl Fields at Texas Tech, 2010	92
Jonas Rutledge vs. Hawaii, 2001	92t
Arthur Whittington vs. Arkansas, 1976	92t
16. Bobby Leach at Texas Tech, 1982	91t
17. C. Cunningham vs. CS-Northridge, 1999	90t
18. Jessie Henderson vs. Tulane, 2005	88t
19. Deion Sanders, Jr. vs. Temple, 2013	87
Jordan Brooks-Wess vs. HBU, 2019	87
21. Larry Wilson at Texas Tech, 1994	85

t - indicates a touchdown was scored

YEARLY KICKOFF RETURN LEADERS

Year	Name	No.	Yds.	Avg.	TD
1947	Doak Walker (1)	10	*379	*37.9	2
1948	Doak Walker	5	161	32.2	—
1949	Kyle Rote	6	206	34.3	1
1950	Kyle Rote	14	*336	24.0	—
1951	B. Musselwhite	10	176	17.6	—
1952	V.J. Walker	8	185	23.1	—
1953	Frank Eidom	7	160	22.9	—
1954	Frank Eidom (8)	13	*292	22.2	—
1955	Don McIlhenny	10	221	22.1	—
1956	Charlie Jackson	16	318	19.9	—
1957	Frank Smith	8	176	23.0	—
1958	Glynn Gregory	12	205	17.1	—
1959	Don Meredith	5	119	*23.8	—
1960	Billy Polk	9	139	11.4	—
1961	Tom Sherwin	7	117	16.7	—
1962	Tommy Brennan	9	193	21.4	—
1963	Billy Gannon	9	225	25.0	—
1964	Jimmy Taylor	15	294	19.6	—
1965	John Roderick	9	159	17.7	—
1966	Jerry LeVias	15	*393	*26.2	1
1967	Jerry LeVias	21	394	18.8	—
1968	Jerry LeVias	17	293	17.2	1
1969	Gary Hammond	27	617	22.9	—
1970	Gary Hammond	8	186	23.3	—
1971	Louis Scott	24	497	20.7	—
1972	Rufus Shaw	14	268	19.1	—
1973	Alvin Maxson	11	211	19.2	—
1974	A. Whittington	14	336	24.0	—
1975	A. Whittington	18	319	17.7	—
1976	A. Whittington	33	700	21.3	1
1977	A. Whittington	16	294	18.4	—
1978	D.K. Perry	31	132	*23.6	1
1979	James Collier	16	379	*23.7	1
1980	John Simmons	10	217	21.7	—
1981	Blane Smith	15	265	17.7	—
1982	Reggie Dupard	12	231	19.3	—
1983	Donald Allen	8	129	16.1	—
1984	Cobby Morrison	9	215	23.9	—
1985	A. Livingston	12	264	22.0	—
1986	Cobby Morrison	19	427	22.5	—
1989	Korey Beard	39	626	16.1	—
1990	Korey Beard	23	405	17.6	—
1991	Michael Artmore	31	615	19.8	—
1992	Jason Wolf	23	555	*24.1	—
1993	Erwin Wilburn	19	367	19.3	—
1994	Erwin Wilburn	14	300	21.4	—
1995	Cornell Parker	25	571	22.8	—
1996	R. Phillips (6)	22	618	28.1	1
1997	Rodnick Phillips	10	207	20.7	—
1998	Kelsey Adams	15	367	24.5	—
1999	Rodnick Phillips	10	238	23.8	—
2000	C. Cunningham	19	359	18.9	—
2001	Jonas Rutledge	21	471	22.4	1
2002	Jonas Rutledge	38	901	23.7	—
2003	Jonas Rutledge	27	782	27.0	—
2004	Blake Warren	28	571	20.4	—
2005	Jessie Henderson	24	663	27.6	1
2006	Jessie Henderson	10	369	36.9	1
2007	Jessie Henderson	40	857	21.4	—
2008	Jessie Henderson	48	1,056	22.0	—
2009	Bryan McCann	34	824	24.2	—
2010	Darryl Fields	32	799	25.0	—
2011	J.R. Richardson	26	553	21.3	—
2012	Der'rikk Thompson	16	411	25.7	—
2013	Deion Sanders, Jr.	18	370	20.6	—
2014	Deion Sanders, Jr.	37	759	20.5	—
2015	Braeden West	27	635	23.5	1
2016	Kevin Thomas	20	325	16.2	—
2017	Braeden West	23	423	18.4	—
2018	James Proche	12	276	23.0	—
2019	CJ Sanders (2)	33	*949	*28.8	*2
2020	Danny Gray	9	180	20.0	0

* Led Conference

(##) - Indicates national ranking - top 10 only



PUNT RETURN RECORDS

YEARLY PUNT RETURN LEADERS

Year	Name	No.	Yds.	Avg.	TD
1945	Doak Walker	15	238	*15.9	0
1946	Frank Payne	15	252	16.8	0
1947	Doak Walker	20	256	12.8	1
1948	Doak Walker	10	169	16.9	1
1949	Bill Richards	6	105	17.5	—
1950	V.J. Walker	11	173	15.7	1
1951	V.J. Walker	8	168	*21.0	1
1952	V.J. Walker	5	46	5.0	—
1953	Frank Eidom	15	160	10.6	—
1954	Duane Nutt	5	105	*21.0	—
1955	John Roach	11	172	15.6	1
1956	Charlie Arnold	3	25	8.3	—
1957	Dan Bowden	3	28	9.3	—
1958	Norman Marshall	2	88	44.0	1
1959	Frank Jackson	2	63	31.5	—
1960	Frank Jackson	7	83	11.9	—
1961	Tom Sherwin	4	87	21.8	—
1962	Tommy Brennan	7	92	13.2	—
1963	Billy Gannon	13	88	6.8	—
1964	Jimmy Taylor	13	170	13.1	—
1965	Mike Livingston	17	146	8.6	—
1966	Jerry LeVias	17	222	13.1	1
1967	Jerry LeVias	17	227	13.4	—
1968	Jerry LeVias	24	261	10.9	1
1969	Gary Hammond	20	147	7.4	—
1970	Randy Allen	10	76	7.6	—
1971	Louis Scott	20	193	9.6	—
1972	Kris Silverthorn	32	443	13.8	2
1973	Mickey Early	18	76	4.2	—
1974	A. Whittington	21	197	9.4	1
1975	A. Whittington	8	66	8.3	1
1976	A. Whittington	19	209	*11.0	2
1977	David Hill	6	57	9.5	—
1978	D.K. Perry	25	268	*10.7	1
1979	Dick Blaylock	13	154	11.8	1
1980	John Simmons	27	330	12.2	2
1981	Blane Smith	15	90	6.0	—
1982	Reggie Dupard	9	59	6.6	—
1983	Russell Carter	7	59	8.4	—
1984	A. Livingston	11	110	10.0	1
1985	A. Livingston	16	162	10.1	—
1986	Jimmy Young	23	191	8.3	—
1989	Michael Bowen	7	68	9.7	—
1990	Michael Bowen	11	99	9.0	—
1991	Korey Beard	13	67	5.2	—
1992	Mick Rossley	11	75	6.8	—
1993	Erwin Wilburn	10	66	6.6	—
1994	Erwin Wilburn	12	94	7.8	—
1995	Vaughn Dickerson	16	142	8.9	—
1996	Jacoby Rhinehart	15	105	7.0	—
1997	Jacoby Rhinehart	13	95	7.3	—
1998	B. McDearman	28	138	4.9	—
1999	C. Cunningham	25	224	9.0	—
2000	C. Cunningham	21	200	9.5	—
2001	C. Cunningham	22	241	11.0	—
2002	Cody Cardwell (3)	27	467	17.3	1
2003	Blake Warren	17	173	10.1	1
2004	Blake Warren	16	186	11.6	—
2005	Blake Warren	22	209	9.8	—
2006	Blake Warren	21	274	8.3	—
2007	Emmanuel Sanders	20	183	9.2	—
2008	Bryan McCann	6	31	5.2	—
2009	Emmanuel Sanders	20	275	13.8	1
2010	Richard Crawford	9	83	9.2	—
2011	Richard Crawford	16	189	11.8	1
2012	Kenneth Acker	6	84	14.0	—
2013	JaBryce Taylor	7	97	13.9	1
2014	Daijuan Stewart	9	75	8.3	—
2015	Braeden West	5	32	6.4	—
2016	James Proche	12	47	3.9	—
2017	Trey Quinn	5	13	2.6	—
2018	James Proche	20	165	8.2	—
2019	James Proche	17	164	9.6	—
2020	Tyler Page	12	182 (8)	15.2 (4)	—

* Led Conference
 (#) - Indicates national ranking - top 10 only
 Based on yards



BLAKE WARREN

CAREER RETURNS

1. Blake Warren, 2003-2006	75
2. Chris Cunningham, 1998-2003	71
3. Jerry LeVias, 1966-68	58
Arthur Whittington, 1974-77	58
5. Doak Walker, 1945, 1947-49	50
James Proche, 2016-19	50

SEASON RETURNS

1. Kris Silverthorn, 1972	32
2. Bryan McDearman, 1998	28
3. Cody Cardwell, 2002	27
John Simmons, 1980	27
5. Two players	25

SINGLE-GAME RETURNS

1. Doak Walker at Texas A&M, 1945	10
-----------------------------------	----

CAREER YARDAGE

1. Doak Walker, 1945, 1947-49	750
2. Blake Warren, 2003-2006	734
3. Jerry LeVias, 1966-68	710
4. Chris Cunningham, 1999-2003	678
5. Arthur Whittington, 1974-77	507
6. Emmanuel Sanders, 2006-09	477
7. Cody Cardwell, 1999-2002	476
8. Kris Silverthorn, 1972	443
9. Val Joe Walker, 1950-52	387
10. James Proche, 2016-19	382
11. John Simmons, 1977-80	330

SEASON YARDAGE

1. Cody Cardwell, 2002	467
2. Kris Silverthorn, 1972	443
3. John Simmons, 1980	330
4. Emmanuel Sanders, 2009	275
5. Harold Perry, 1978	268
6. Jerry LeVias, 1968	261
7. Doak Walker, 1947	256
8. Frank Payne, 1946	252
9. Chris Cunningham, 2001	241
10. Doak Walker, 1945	238

SINGLE-GAME YARDAGE

1. Cody Cardwell at UTEP, 2002	169
2. Richard Crawford vs. UCF, 2011	141
3. Doak Walker at Texas A&M, 1945	138
4. Kris Silverthorn vs. New Mexico St., 1972	130
5. John Simmons vs. Texas A&M, 1980	122
6. Kris Silverthorn vs. Wake Forest, 1972	104
7. John Simmons vs. TCU, 1980	95
Harold Perry at Florida, 1978	95
Arthur Whittington at TCU, 1974	95
10. Jerry Norton at Georgia Tech, 1953	92
Val Joe Walker vs. Texas, 1951	92

CAREER AVERAGE PER RETURN

Minimum 25 returns

1. Cody Cardwell, 1999-2002	16.4 (29-476)
2. Doak Walker, 1945, 1947-49	15.0 (50-750)
3. Kris Silverthorn, 1972	13.8 (32-443)
4. John Simmons, 1977-80	12.2 (270-330)
Jerry LeVias, 1966-68	12.2 (58-710)

SEASON AVERAGE PER RETURN

Minimum 15 returns

1. Cody Cardwell, 2002	17.3 (27-467)
2. Frank Payne, 1946	16.8 (15-252)
3. Doak Walker, 1945	15.9 (15-238)
4. Kris Silverthorn, 1972	13.8 (32-443)
Emmanuel Sanders, 2009	13.8 (20-275)

SINGLE-GAME AVERAGE PER RETURN

Minimum 3 returns

1. Richard Crawford vs. UCF, 2011	47.0 (3-141)
2. John Simmons vs. Texas A&M, 1980	40.7 (3-122)
3. Kris Silverthorn vs. New Mexico St., 1972	32.5 (4-130)
4. Cody Cardwell at UTEP, 2002	28.2 (6-169)
5. Kris Silverthorn vs. Wake Forest, 1972	26.0 (4-104)

LONGEST PUNT RETURNS

1. Richard Crawford vs. UCF, 2011	92t
Val Joe Walker vs. Texas, 1951	92t
3. Weldon Mason vs. Mississippi, 1929	90t
4. Jerry LeVias at TCU, 1968	89t
5. Arthur Whittington at TCU, 1974	84t
6. Jerry LeVias vs. Texas A&M, 1966	83t
Robert Welch vs. Lakeland AFB, 1945	83t
8. John Simmons at Tulane, 1980	82t
John Roach vs. Rice, 1955	82t
10. Harold Perry at Florida, 1978	80t
11. Emmanuel Sanders vs. SFA, 2009	79t
12. Bobby Wilson vs. Okla. A&M, 1933	78t
13. Kris Silverthorn vs. New Mex. St., 1972	77t
14. Doak Walker vs. Missouri, 1947	76t
15. Arthur Whittington vs. TCU, 1976	75t
Norman Marshall at Texas, 1958	75t
Doak Walker at Pittsburgh, 1948	75t

t - touchdown was scored on the play





DEFENSIVE RECORDS



PUTT CHOATE

CAREER TACKLES

1. Putt Choate, 1975-78	649
2. Gary Moten, 1979-82	455
3. Bill Kiely, 1989-92	445
4. Jason Bednarz, 1989-92	423
5. Chris Bordano, 1993-97	421

SEASON TACKLES

1. Putt Choate, 1978	253 (94 S, 159 A)
2. Putt Choate, 1977	186 (68 S, 118 A)
3. Craig Swann, 1995	167 (102 S, 65 A)
4. Louie Kelcher, 1974	161 (94 S, 67 A)
5. Putt Choate, 1976	150 (76 S, 74 A)

SINGLE-GAME TACKLES

1. Champ Dickerson vs. Ohio State, 1977	32
2. Putt Choate vs. Texas A&M, 1976	31
3. Putt Choate at Penn State, 1978	28
4. Clarence Bennett vs. Houston, 1980	27
Putt Choate at Texas A&M, 1977	27

SEASON TACKLES FOR LOSS

1. Louie Kelcher, 1974	22
------------------------	----

SINGLE-GAME TACKLES FOR LOSS

1. Luke Johnson at UTEP, 1999	6
Chad Patton vs. Baylor, 1991	6

CAREER SACKS

1. Luke Johnson, 1997-99	23.5
2. Ja'Gared Davis, 2009-12	20.5
Justin Lawler, 2014-17	20.5
4. Justin Rogers, 2003-06	19.5
5. Anthony Beverley, 1981-84	19
6. Taylor Thompson, 2008-11	18
Chad Patton, 1990-93	18
Delontae Scott, 2016-19	18
9. Jerry Ball, 1983-86	17

SEASON SACKS

1. Patrick Nelson, 2019	12
2. Luke Johnson, 1999	11.5
3. Victor Simon, 1981	11
4. Luke Johnson, 1997	10
Gary Nelson, 1978	10
Delontae Scott, 2019	10
7. Justin Rogers, 2006	9.5
Justin Lawler, 2017	9.5

SINGLE-GAME SACKS

1. Luke Johnson at UTEP, 1999	4
Justin Lawler vs. Connecticut, 2017	4

CAREER BLOCKED KICKS

1. Margus Hunt, 2009-12	17 (10 FGs, 7 PATs)
2. Chad Patton, 1990-93	8 (2 FGs, 4 PATs, 2 punts)

SEASON BLOCKED KICKS

1. Margus Hunt, 2009	7 (4 FG, 3 PAT)
2. Chad Patton, 1992	4 (1 FG, 2 PATs, 1 punt)
Margus Hunt, 2011	4 (2 FG, 2 PAT)

SEASON FUMBLE RECOVERIES

1. B.J. Stankovich, 1994	6
--------------------------	---

SINGLE-GAME FUMBLE RETURN YARDAGE

1. Alvin Nnabuife vs. Nevada, 2004	112
------------------------------------	-----

SINGLE-GAME FUMBLE RETURN TOUCHDOWNS

1. Alvin Nnabuife vs. Nevada, 2004	2
------------------------------------	---



LUKE JOHNSON

YEARLY TACKLE LEADERS

Year	Name	UT	AT	Total
1973	Ernest Knox	78	61	139
1974	Louie Kelcher	94	67	161
1975	Mickey Early	61	49	110
1976	Putt Choate	76	74	150
1977	Putt Choate	68	118	186
1978	Putt Choate	94	159	253
1979	Eric Ferguson	37	74	111
1980	Gary Moten	25	106	131
1981	Gary Moten	56	83	139
1982	Gary Moten	79	59	138
1983	Anthony Beverley	46	35	81
1984	Jerry Ball	51	46	97
1985	Kit Case	61	55	116
1986	Franky Thomas	48	53	101
1989	Cary Brabham	73	28	101
1990	Bill Kiely	98	46	144
1991	Bill Kiely	74	51	125
1992	Jason Bednarz	76	50	126
1993	Rodney Watkins	71	22	93
1994	Chris Bordano	72	39	111
1995	Craig Swann	102	65	*167
1996	Chris Bordano	74	50	124
1997	Chris Bordano	67	53	120
1998	Jason Simonton	91	40	131
1999	Jason Simonton	76	49	125
2000	Vic Viloria	76	50	126
2001	Vic Viloria	74	36	110
2002	Vic Viloria	67	22	89
2003	D.D. Johnson	66	34	100
	D.D. Lee	64	36	100
2004	Alvin Nnabuife	40	40	80
2005	Joe Sturdivant	63	49	112
2006	Joe Sturdivant	80	28	109
2007	Will Bonilla	54	28	82
	Bryce Hudman	54	28	82
2008	Pete Fleps	67	39	106
2009	Chase Kennemer	85	50	135
2010	Taylor Reed	101	44	145
2011	Taylor Reed	56	45	101
2012	Taylor Reed	62	35	97
2013	Randall Joyner	49	49	98
2014	Hayden Greenbauer	48	31	79
2015	Justin Lawler	43	21	64
2016	Kyran Mitchell	48	19	67
2017	Mikial Onu	85	20	105
2018	Richard Moore	56	36	92
2019	Richard McBryde	69	29	98
2020	Delano Robinson	51	26	77

* Led Conference

CAREER DEFENSIVE RETURN TDS

1. Jordan Wyatt, 2015-18 (4 INT, FR)	5
2. David Hill, 1875-78 (4 INT)	4
Ja-Gared Davis, 2009-12 (3 FR, INT)*	4

*Davis also had a blocked FG return TD

CAREER INTERCEPTION RETURN TDS

1. David Hill, 1975-78	4 (13 INT)
Jordan Wyatt, 2015-18	4 (11 INT)
3. John Simmons, 1977-80	3 (17 INT)
Horace Richardson, 2012-16	3 (10 INT)



INTERCEPTION RECORDS

CAREER INTERCEPTIONS

1. Russell Carter, 1980-83	18
2. John Simmons, 1977-80	17
3. Paul Page, 1945-48	15
4. Wes Hopkins, 1979-82	14
5. David Hill, 1975-78	13
Pat Curry, 1969-71	13
7. Tracy Hart, 1996-99	12
8. Robert Popelka, 1970-72	11
Val Joe Walker, 1950-52	11
Harold Perry, 1975-78	11
Doak Walker, 1945, 1947-49	11
Bryan McCann, 2006-09	11
Jordan Wyatt, 2015-18	11

SEASON INTERCEPTIONS

1. Jim Livingston, 1968	8
2. Russell Carter, 1983	7
Russell Carter, 1981	7
John Simmons, 1980	7
David Hill, 1978	7
Pat Curry, 1969	7
Paul Page, 1947	7
8. Bill Weatherford, 1946	6
John Hughes, 1962	6
Wes Hopkins, 1982	6
Cary Brabham, 1992	6
Horace Richardson, 2016	6

SINGLE-GAME INTERCEPTIONS

1. Wes Hopkins at Houston, 1981	4
John Hughes vs. Rice, 1962	4
3. Devin Lowery vs. Marshall, 2006	3
Cornell Parker vs. Texas, 1995	3
David Hill at Ohio State, 1978	3
Jim Livingston vs. NC St., 1968	3
David Powell vs. Okla. A&M, 1950	3
Paul Page at Texas A&M, 1947	3

CAREER INT RETURN YARDS

1. Jordan Wyatt, 2015-18 (11 INT)	289
2. Horace Richardson, 2012-16 (10 INT)	234
3. Wes Hopkins, 1979-82 (14 INT)	231
4. John Simmons, 1977-80 (17 INT)	221
5. Robert Popelka, 1970-72 (11 INT)	218
6. Jonas Rutledge, 2000-03 (8 INT)	207

SEASON INT RETURN YARDS

1. Horace Richardson, 2016	215 (6 INT)
2. Jordan Wyatt, 2017	165 (4 INT)
3. Jonas Rutledge, 2001	147 (4 INT)
4. Keith Brooks, 1984	123 (4 INT)
5. Alvin Nnabuife, 2005	119 (4 INT)
6. Bill Weatherford, 1946	114 (6 INT)
7. Robert Popelka, 1971	111 (4 INT)

SINGLE-GAME INT RETURN YARDS

1. Three players	100
<i>Last by Reggie Phillips vs. Louisville, 1984</i>	

LONGEST RETURNS

1. Reggie Phillips at Louisville, 1984	100t
Putt Choate vs. Tulane, 1977	100t
Charles Jackson vs. Rice, 1957	100t
4. Tiley Wilemon vs. Navy, 1959	95t
Hubert Walling vs. Okla. A&M, 1922	95t
6. Allen Rowsom vs. LSU, 1922	90t
7. Jordan Wyatt vs. Stephen F. Austin, 2017	85t
8. Hayden Greenbauer vs. Fresno State, 2012	83t
9. Horace Richardson at East Carolina, 2016	80t
10. Robert Popelka vs. Texas Tech, 1971	76t
11. Tom Koenig vs. TCU, 1956	75

YEARLY INTERCEPTION LEADERS

Year	Name	No.	Yds.	Avg.	TD
1946	Bill Weatherford	6	114	19.0	—
1947	Paul Page	7	37	5.3	—
1948	Paul Page	4	0	0.0	—
1949	Bobby Folsom	3	23	7.7	—
1950	V.J. Walker	5	43	8.6	—
1951	Dave Powell	4	38	9.5	—
	V.J. Walker	4	32	8.0	—
1952	Bill Crisler	3	57	19.0	—
1953	Duane Nutt	4	53	13.3	—
1954	John Roach	4	56	14.0	—
1955	Six players	1	—	—	—
1956	Charlie Arnold	2	44	22.0	—
	Harold Bittenbender	2	13	6.5	—
1957	Charlie Jackson	3	127	42.3	1
1958	Ken Lowe	3	42	14.0	—
1959	Tiley Wilemon	3	123	41.0	1
1960	Five players	1	—	—	—
1961	Mike Kelsey	3	33	11.0	—
1962	John Hughes	6	82	13.7	—
1963	Billy Gannon	4	42	10.5	—
1964	Three players	2	—	—	—
1965	Ron Reel	4	75	18.8	—
1966	Jerry Wilson	5	47	9.4	—
1967	Floyd Burke	3	49	16.3	—
	Jerry Wilson	3	6	2.0	—
1968	Jimmy Livingston	*8	104	13.0	—
1969	Pat Curry	*7	48	6.9	—
1970	Robert Popelka	4	22	5.5	—
1971	Robert Popelka	4	111	27.7	1
1972	Ted Thompson	4	62	15.5	—
1973	Mickey Early	4	70	17.5	1
1974	Ted Thompson	3	95	31.7	—
	Mark Howe	3	36	12.0	—
1975	David Hill	4	52	13.0	1
	Louis Blanton	4	42	10.5	—
1976	Mark Howe	4	43	10.8	—
1977	D.K. Perry	5	94	18.8	1
1978	David Hill	*7	88	12.6	2
1979	John Simmons	5	58	11.6	—
1980	John Simmons	7	62	8.9	2
1981	Russell Carter	7	102	14.6	—
1982	Wes Hopkins	*6	83	13.8	—
1983	Russell Carter	*7	40	5.7	—

1984	Keith Brooks	4	123	30.8	1
1985	Kit Case	4	31	7.8	—
1986	Franky Thomas	2	22	11.0	—
1989	Three players	2	—	—	—
1990	Marcello Simmons	4	12	3.0	—
1991	Marcello Simmons	4	48	12.0	—
1992	Cary Brabham (10t)	6	30	5.0	—
1993	Richie Butler	2	0	0.0	—
1994	Cornell Parker	5	65	13.0	—
1995	Cornell Parker	4	50	12.5	—
1996	Jay Harvey	3	77	25.7	—
	Dewey Evans	3	62	20.7	—
1997	Jacoby Rhinehart	4	3	0.8	—
1998	Tracy Hart	5	62	12.4	1
1999	Tracy Hart	5	28	5.6	—
2000	Tommy Dorsey	2	28	14.0	—
	Ruben Moodley	2	44	22.0	—
2001	Shane O'Neill	5	27	5.4	—
2002	Kevin Garrett	2	5	2.5	—
	Vic Vilorio	2	0	0.0	—
2003	Jonas Rutledge	3	59	19.7	1
2004	Rolando Humphrey	2	0	0	—
2005	Jamey Harper	4	78	19.5	—
	Alvin Nnabuife	4	119	28.1	1
2006	Devin Lowery	3	15	5.0	—
2007	Bryan McCann	4	63	15.8	—
2008	Bryan McCann	3	0	0.0	—
2009	Rock Dennis	5	82	16.4	1
2010	Richard Crawford	4	3	0.8	—
2011	Richard Crawford	2	22	11.0	—
	Ja'Gared Davis	2	14	7.0	—
2012	Taylor Reed	3	82	27.3	2
	Kenneth Acker	3	82	27.3	1
	Randall Joyner	3	23	7.7	—
2013	Kenneth Acker	3	27	9.0	—
2014	Horace Richardson	2	0	0.0	—
2015	Jordan Wyatt	2	26	13.0	—
	Horace Richardson	2	19	9.5	—
2016	Horace Richardson	6	215	35.8	2
2017	Jordan Wyatt	4	165	41.3	2
2018	Kevin Johnson	2	43	21.5	—
	Patrick Nelson	2	23	11.5	—
2019	Rodney Clemons	4	4	1.0	—
2020	Brandon Crossley *4(T8)	35	8.75	1(T6)	—

* Led Conference
 (#) Indicates national ranking - top 10 only



The prestigious Doak Walker Award was created in 1989 to recognize the nation's premier running back for his accomplishments on the field, achievement in the classroom and citizenship in the community.

To be nominated, a candidate must:

- Play predominantly at the running back position and made extraordinary contributions to his team.
- Be enrolled in a degree program, in good academic standing and on schedule to graduate.
- Hold a record of good citizenship within and beyond the athletic sphere.
- Demonstrate a record of leadership.
- Exhibit the characteristics of sportsmanship and fair play associated with Doak Walker.

RECIPIENTS

2020	Najee Harris	Alabama
2019	Jonathan Taylor	Wisconsin
2018	Jonathan Taylor	Wisconsin
2017	Bryce Love	Stanford
2016	D'Onta Foreman	Texas
2015	Derrick Henry	Alabama
2014	Melvin Gordon	Wisconsin
2013	Andre Williams	Boston College
2012	Montee Ball	Wisconsin
2011	Trent Richardson	Alabama
2010	LaMichael James	Oregon
2009	Toby Gerhart	Stanford
2008	Shonn Greene	Iowa
2007	Darren McFadden	Arkansas
2006	Darren McFadden	Arkansas
2005	Reggie Bush	USC
2004	Cedric Benson	Texas
2003	Chris Perry	Michigan
2002	Larry Johnson	Penn State
2001	Luke Staley	BYU
2000	LaDainian Tomlinson	TCU
1999	Ron Dayne	Wisconsin
1998	Ricky Williams	Texas
1997	Ricky Williams	Texas
1996	Byron Hanspard	Texas Tech
1995	Eddie George	Ohio State
1994	Rashaan Salaam	Colorado
1993	Byron "Bam" Morris	Texas Tech
1992	Garrison Hearst	Georgia
1991	Trevor Cobb	Rice
1990	Greg Lewis	Washington



TEAM RECORDS

GAME RECORDS - OFFENSE

TOTAL OFFENSE

Most Plays	109 vs. Temple, 2019
Most Yards	728 vs. Temple, 2013
Fewest Plays	31 vs. Georgia Tech, 1957
Fewest Yards	37 vs. Texas Tech, 1964

RUSHING

Most Rushes	80 vs. Rice, 1973
Most Yards	519 vs. Tulane, 1982
Most TDs	8 vs. Grambling, 1981
Fewest Rushes	11 at Navy, 2008
Fewest Yards	-76 vs. Texas, 1952

PASSING

Most Attempts	76 vs. Ohio State, 1968
Most Completions	45 vs. Rutgers, 2013
Most Yards	538 vs. Temple, 2013
Most TDs	6 vs. Vanderbilt, 1990; vs. Temple, 2019
Most Intercepted	9 by Arkansas, 1970
Fewest Attempts	0 vs. Texas A&M, 1974 & vs. Navy, 1960
Fewest Completions	0, four times, last vs. Arkansas, 1975
Fewest Yards	0, four times, last vs. Arkansas, 1975

HIGHEST COMPLETION PERCENTAGE

Min. 10 att.	.888 (16-of-18) vs. Okla. A&M, 1947
Min. 20 att.	.857 (18-of-21) vs. Sam Houston St., 2006
Min. 25 att.	.828 (24-of-29) at Tulsa, 1999; at USF, 2019

SCORING

Most Points	72 vs. Houston, 2012
Most TDs	10 vs. Houston, 2012
Most PATs by Kick	9 vs. Houston, 2012; vs. HBU, 2018
Most Total PAT Points	9 vs. Grambling, 1981
	vs. Houston, 2012; vs. HBU, 2018
Most Field Goals	4, six times
Most TDs by Rush	8 vs. Grambling, 1981
Most TDs by Pass	6 vs. Vanderbilt, 1990

FIRST DOWNS

Total	34 vs. Temple, 2013; vs. Temple, 2019
By Rush	26 vs. Oregon State, 1974
By Pass	24 vs. Temple, 2013
By Penalty	8 at Houston, 2019
Fewest First Downs	0 vs. Texas, 1943
Fewest Rushing	0, several times, last vs. Cincinnati, 2018
Fewest Passing	0, several times, last vs. Houston, 1982

PUNTING

Most Punts	14 vs. Texas Tech, 1984
Most Yards	556 vs. Georgia Tech, 1957
Best Average	57.0 vs. Rice, 1980
Fewest Punts & Yards	0, vs. Vanderbilt, 1990
	vs. New Mexico, 1996

PUNT RETURNS

Most Punts Returned	12 vs. Texas A&M, 1945
Most Return Yards	222 vs. Lackland AFB, 1945

KICKOFF RETURNS

Most Kickoff Returns	12 vs. Houston, 1989
Most Yards Returned	239 at Wyoming, 1996

FUMBLES

Most	10 vs. Kansas, 1954
Most Lost	6 vs. Air Force, 1963 & vs. Oregon State, 1973
Fewest	0, several times
Fewest Lost	0, several times

PENALTIES

Most	17 at Tulsa, 2003
Most Yards	158 vs. East Carolina, 2009
Fewest	0, several times, last vs. Tulane, 2019
Fewest Yards	0 vs. Arkansas, 1960, vs. Memphis, 2012

GAME RECORDS - DEFENSE

INTERCEPTIONS

Most Interceptions by SMU	8 vs. Arkansas, 1951
Most Interception Return Yards	232 vs. Stephen F. Austin, 2012

FUMBLES

Most Caused	9, four times, last at Arkansas, 1972
Most Recovered	6, three times, last at Arkansas, 1972

PUNTS

Most Forced	17, Texas A&M, 1945
-------------	---------------------

PUNT RETURNS

Most Returns Allowed	9, TCU, 2000
Most Yards Allowed	198, Air Force, 1971
Most TDs Allowed	1, several times, TCU, 2018
Fewest Returns Allowed	0 several times, last vs. Navy, 2020
Fewest Yards Allowed	-10, Rice, 1974

KICKOFF RETURNS

Most Returns Allowed	9, three times, last by Stephen F. Austin, 2017
Most Yards Allowed	290, Stephen F. Austin, 2017
Most TDs Allowed	1, several times, last at Memphis, 2019
Fewest Returns Allowed	0 several times, last at Tulsa, 2020
Fewest Yards Allowed	-1, TCU, 1985 & Alabama, 1976

SEASON RECORDS - OFFENSE

TOTAL OFFENSE

Most Plays	1,037 (2019)
Most Yards Gained	6,368 (2019)
Highest Average Gain Per Play	6.6 (2020)
Most Yards Gained Per Game	494.5 (2020)
Most TDs	64 (2017)
Fewest Plays	569 (1964)
Fewest Yards Gained	1,432 (1964)

RUSHING

Most Rushes	683 (1974)
Most Net Yards Gained	3,395 (1973)
Most Net Yards Per Game	308.6 (1973)
Highest Average Per Rush	5.2 (1973)
Most TDs Rushing	35 (2019)
Fewest Rushes	217 (2008)
Fewest Net Yards Gained	497 (2008)

PASSING

Most Attempts	619 (2013)
Most Completions	400 (2013)
Highest Completion Pct.	65.4 (246-376) (2020)
Most Yards Gained	4,097 (2013)
Most Yards Gained Per Game	341.4 (2013)
Most TD Passes	35 (2017 & 2019)
Highest Average Gain Per Attempt	8.93 (1984)
Most Passes Had Intercepted	32 (1970)
Fewest Attempts	95 (1973)
Fewest Completions	38 (1973)
Fewest Yards Gained	755 (1964)
Fewest Had Intercepted	4 (1982)

SCORING

Most Points	544 (2019)
Fewest Points	15 (1921)
Most Points Scored Per Game	41.8 (2019)
Most TDs Scored	73 (2019)
Most PATs By Kick	58 (2019)
Most Rushing PATs	5 (1969)
Most Passing PATs	5 (1969)
Most PATs Attempted	63 (2017)
Most Field Goals	18 (1981 & 2005)
Most Field Goals Attempted	23 (1982)

THE 1915 MUSTANGS

On the morning of Sept. 14, 1915, coach Ray Morrison held his first practice, thus marking the birth of the SMU football program.

A former All-Southern quarterback at Vanderbilt, Morrison immediately installed the passing game at SMU. Morrison came to be known as "the father of the forward pass" because of his use of the passing game on first and second downs instead of as a last resort.

A local sportswriter nicknamed the team "the Parsons" because the squad was composed primarily of theological students. SMU was a member of the Texas Intercollegiate Athletic Association, which ruled that neither graduate nor transfer students were eligible to play. Therefore, the first SMU team consisted entirely of freshmen.

The Mustangs played their first game Oct. 10, 1915, dropping a 43-0 decision to TCU in Fort Worth. SMU bounced back in its next game, its first at home, to defeat Hendrix College, 13-2. During the 1915 season, the Mustangs posted a record of 2-5 and scored just three touchdowns while giving up 131 points.



FIRST DOWNS

Most Total	312 (2017 & 2019)
Most By Rush	159 (1974)
Most By Pass	191 (2013)
Most By Penalty	41 (2019)
Fewest Total	95 (1964)
Fewest By Rush	43 (2008)
Fewest By Pass	24 (1973)
Fewest By Penalty	3 (1960 & 1966)

PUNTS

Most Punts	94 (1946)
Fewest Punts	23 (2020)
Highest Average Per Punt	44.0 (1980)
Most Yards Punted	3,596 (1946)
Fewest Yards Punted	1,302 (2020)

PUNT RETURNS

Most Returns	56 (1946)
Most Yards	744 (1945)
Highest Average Per Return	17.3 (2002)
Fewest Returns	7 (2017)
Fewest Yards	26 (2017)

KICKOFF RETURNS

Most Returns	69 (2008)
Most Yards	1,392 (2008)
Highest Average	26.1 (2019)
Fewest Returns	16 (1983)
Fewest Yards	203 (1983)

FUMBLES

Most	51 (1974)
Most Lost	35 (1973)
Fewest	10 (2020)
Fewest Lost	6 (1942, 1993, 1994, 2017, 2019, 2020)

PENALTIES

Most	92 (2007)
Most Yards	833 (2007)
Fewest	28 (1948)
Fewest Yards	197 (1948)



MISCELLANEOUS RECORDS

SMU IN THE HEISMAN TROPHY VOTING

Year	Player, Class	Finish (Pts.)
1947	Doak Walker, So.	3rd (196)
1948	Doak Walker, Jr.	1st (778)
1949	Doak Walker, Sr.	3rd (229)
1950	Kyle Rote, Sr.	2nd (280)
1958	Don Meredith, Jr.	9th (75)
1959	Don Meredith, Sr.	3rd (286)
1982	Eric Dickerson, Sr.	3rd (465)

LONGEST UNBEATEN STREAKS

Games	Wins	Ties	Seasons	Ended by
21	20	1	1981-83	Texas (12-15)
19	14	5	1922-24	W. Va. Wes. (7-9)
15	13	2	1946-48	Missouri (14-20)
14	14	0	1934-36	Stanford (0-7)

LONGEST WINNING STREAKS

Games	Wins	Seasons	Ended by
14	14	1934-36	Stanford (0-7)
14	14	1981-83	Arkansas (17-17)
13	13	1923-24	Texas A&M (7-7)
11	11	1946-47	TCU (19-19)

LONGEST LOSING STREAKS

Games	Losses	Season(s)	Ended by
15	15	2003-04	San Jose St. (36-13)
13	13	1990-91	Tulane (31-17)
13	13	2013-14	Connecticut (27-20)
11	11	2007-08	Texas State (47-36)
10	10	1995	Tulsa (17-10)
10	10	2008	Stephen F. Austin (31-23)

MILESTONE VICTORIES

No.	Opponent	Date	Score
1	Hendrix	10/14/15	13-2
50	Baylor	11/13/26	31-3
100	at Wash. (Mo.)	12/8/34	7-0
150	Arkansas	11/14/42	14-6
200	at Rice	10/18/52	21-14
250	Illinois	9/17/66	26-7
300	at Wake Forest	9/6/75	14-7
350	at TCU	9/24/83	21-17
400	at Utah	10/11/97	20-19
450	at ECU	11/26/10	45-38 (ot)
500	Tulane	11/30/19	37-20



Doak Walker won the 1948 Heisman Trophy

MILESTONE GAMES

No.	Opponent	Date	Score
1	at TCU	10/8/15	0-43
50	Austin College	11/20/20	0-43
100	Centenary	10/8/26	37-0
150	at Rice	10/17/31	21-12
200	at UCLA	11/9/35	21-0
250	Auburn	10/19/40	20-13
300	at Oklahoma A&M	10/12/45	12-26
350	Georgia Tech	9/23/50	33-13
400	at Notre Dame	9/24/55	0-17
450	at Missouri	9/17/60	0-20
500	Baylor	11/21/64	13-16
550	Texas	11/1/69	14-45
600	at Ohio State	9/28/74	9-28
650	at Rice	11/11/78	58-0
700	Grambling	9/10/83	20-13
750	at Houston	10/21/89	21-95
800	Arkansas	9/3/94	14-34
850	TCU	10/17/98	10-6
900	Tulsa	11/23/02	24-21
950	at Arkansas State	9/15/07	28-45
1000	Northwestern State	9/17/11	40-7
1050	at TCU	9/19/15	37-56
1100	at TCU	9/21/19	41-38

ATTENDANCE

Biggest Crowd	110,549 at Michigan, 9/15/18
Biggest Home Crowd	75,504 vs. Notre Dame, 12/4/54

WINNING POINT DIFFERENTIAL

Margin	Opponent
70	vs. Daniel Baker (70-0), 1920
68	vs. North Texas State (68-0), 1927
66	vs. North Texas State (66-0), 1922
60	vs. Austin College (60-0), 1935
60	vs. Texas A&M (60-0), 1936
58	at Rice (58-0), 1978
56	vs. Oklahoma A&M (56-0), 1950
54	vs. North Texas State (60-6), 1928
54	vs. North Texas State (54-0), 1941
53	vs. Trinity (60-7), 1928
52	vs. Mississippi (52-0), 1929
52	vs. Stephen F. Austin (52-0), 2012

LOSING POINT DIFFERENTIAL

Margin	Opponent
143	at Rice (3-146), 1916
74	at Texas (0-74), 1916
74	at Houston (21-95), 1989
63	at Memphis (0-63), 2015
62	at Texas A&M (0-62), 1916
61	at Baylor (0-61), 1916
59	at Texas A&M (6-65), 1991
58	at Texas A&M (8-66), 2005
56	vs. TCU (56-0), 2014

SMU IN THE FINAL RANKINGS

Year	AP	UPI	Other
1935	—	—	1*
1940	16	—	—
1947	3	—	—
1948	10	—	—
1954	—	17	—
1958	—	18	—
1966	10	9	—
1968	14	16	—
1980	20	20	—
1981	3	—	1+
1982	2	2	1~12^A
1983	12	11	12^A
1984	8	8	8^A

* - Dickinson & Holgate mathematical systems; + - National Championship Foundation;
~ - Helms Athletic Foundation Poll; ^ - USA Today/CNN Poll



With a 9-0 record, SMU won the Southwest Conference in 1923, dominating opponents. SMU outscored foes 207-9 that year, averaging a 23-1 advantage per game.



OPPONENT RECORDS

OPPONENT INDIVIDUAL - GAME

RUSHING

Most Attempts	42, Ricky Dobbs (Navy), 2008
Most Yards	342, Roosevelt Leaks (Texas), 1973 & Matt Forte (Tulane), 2007
Most Touchdowns	4, Perry Malcolm (Navy), 2017 Greg Ward, Jr. (Houston), 2015 Keenan Reynolds (Navy), 2015 Ricky Dobbs (Navy), 2008 Ed Bailey (Rice), 2004 Darren Lewis (Texas A&M), 1990 James Gray (Texas Tech), 1989 Stephen Worster (Texas), 1970 Jim Bertlesen (Texas), 1969 Perry Williams (Purdue), 1966

PASSING

Most Attempts	76, David Klingler (Houston), 1990
Most Completions	48, David Klingler (Houston), 1990
Most Yards	601, Daniel Meager (UNT), 2007
Most TDs	7, Paxton Lynch (Memphis), 2015 Josh Fields (Oklahoma State), 2003
Most Passes Intercepted	5, Lionel Wilson (Houston), 1981

RECEIVING

Most Receptions	19, Tyler Snead (ECU), 2019
Most Yards	327, Casey Fitzgerald (UNT), 2007
Most Touchdowns	7, Rashaun Woods (Oklahoma State), 2003

OPPONENT TEAM - GAME

TOTAL OFFENSE

Most Plays	108, Memphis, 2007
Most Yards	1,021, Houston, 1989
Fewest Plays	29, Texas A&M, 1945
Fewest Yards	30, UT Arlington, 1981

SCORING OFFENSE

Most Points Scored	146, Rice, 1916
Most Field Goals Scored	5, Houston, 1984 & Rice, 2012
Most TDs Scored (modern)	13, Houston, 1989
Most PATs Scored (modern)	12, Houston, 1989
Fewest Points Scored	0, several times

FIRST DOWNS

Most Total	35, Houston, 1989; Memphis, 2007; UConn, 2018
Most Rushing	28, Arkansas, 1977 & Baylor, 1993
Most Passing	27, at North Texas, 2018
Most Penalty	5, TCU, 1978; Baylor, 1966; Baylor, 1986; UConn, 2018
Fewest Total	0, Marquette, 1939
Fewest Rushing	0, Florida, 1972
Fewest Passing	0 several times, last by Navy, 2017
Fewest Penalty	0 several times, last time at Tulsa, 2020

RUSHING

Most Attempts	91, Baylor, 1993
Most Net Yards	611, Texas, 1969
Most Touchdowns	9, [rv/rv] Navy, 2016
Fewest Attempts	16, Tulsa, 1998 & Tulane, 2012
Fewest Net Yards	-31, Kansas, 1955

PASSING

Most Attempts	81, Houston, 1990
Most Completions	53, Houston, 1990
Most Yards	771, Houston, 1989
Most Touchdowns	10, Houston, 1989
Most Passes Intercepted	8, Arkansas, 1951
Fewest Attempts	0, Baylor, 1993, & Navy, 2008
Fewest Completions	0 several times, last by Navy, 2017
Fewest Yards	0, several times, last by Navy, 2017

OPPONENT TEAM - SEASON

TOTAL OFFENSE

Most Plays	1,004 (2019)
Most Yards Gained	6,197 (2017)
Most Yards Gained Per Game	530.2 (1989)
Fewest Plays	514 (1947)
Fewest Yards Gained	1,928 (1946)

RUSHING

Most Rushes	652 (1978)
Most Net Yards Gained	3,134 (2015)
Most Net Yards Per Game	272.6 (1977)
Most Touchdowns	40 (2015)
Fewest Rushes	357 (1947)
Fewest Net Yards Gained	1,092 (1965)

PASSING

Most Attempts	540 (2012)
Most Completions	306 (2007)
Highest Completion Pct.	64.1 (268-of-418) (2006)
Most Yards Gained	3,752 (2019)
Most Yards Gained Per Game	301.4 (2007)
Most TD Passes	34 (2019)
Fewest Attempts	108 (1957)
Fewest Completions	49 (1946)
Fewest Yards	751 (1957)
Most Passes Intercepted	31 (1981)
Fewest Had Intercepted	6 (4 times last in 2014)

SCORING

Most Points	548 (2015)
Fewest Points	9 (1923)
Most Points Scored Per Game	45.7 (2015)
Most TDs Scored	75 (2015)
Most PATs By Kick	72 (2015)
Most PATs Attempted	74 (1989, 2014, 2015)
Most Field Goals	20 (2014 & 2019)
Most Field Goals Attempted	27 (2014)

FIRST DOWNS

Most Total	325 (2007)
Most Rushing	165 (1977)
Most Passing	173 (2012)
Most Penalty	30 (2019)
Fewest Total	104 (1947)
Fewest Rushing	61 (1947)
Fewest Passing	32 (1955 & 1957)
Fewest Penalty	1 (1958)

PUNTS

Most Punts	114 (1942)
Most Yards Punted	3,037 (1980)
Highest Average Per Punt	44.5 (2018)
Fewest Punts	35 (1989 & 2008)
Fewest Yards Punted	924 (1963)

PUNT RETURNS

Most Returns	42 (1989)
Most Yards	610 (1986)
Highest Average Per Return	14.9 (1986)
Most TDs	3 (1973)
Fewest Returns	10 (2017, 2020)
Fewest Yards	67 (2017)

KICKOFF RETURNS

Most Returns	69 (2008)
Most Yards	1,414 (2010)
Most TDs	2 (2018)
Fewest Returns	14 (1946, 1960 & 2019)
Fewest Yards	67 (2019)

FUMBLES

Most	55 (1972)
Most Lost	26 (1975)
Fewest	10 (2004 & 2010)
Fewest Lost	5 (1990 & 2010)

PENALTIES

Most	102 (1989)
Most Yards	964 (2019)
Fewest	43 (1959 & 1961)
Fewest Yards	369 (1959)

SMU VS. HEISMAN TROPHY WINNERS

Year	Winner (School)	Result
1938	Davey O'Brien (TCU)	L, 7-20
1949	Leon Hart (Notre Dame)	L, 20-27
1950	Vic Janowicz (Ohio State)	W, 32-27
1953	Johnny Latner (Notre Dame)	L, 14-40
1956	Paul Hornung (Notre Dame)	W, 19-13
1957	John David Crow (Texas A&M)	L, 6-19
1960	Joe Bellino (Navy)	L, 7-26
1963	Roger Staubach (Navy)	W, 32-28
1974	Archie Griffin (Ohio State)	L, 9-28
1977	Earl Campbell (Texas)	L, 14-30
1989	Andre Ware (Houston)	L, 21-95
2012	Johnny Manziel (Texas A&M)	L, 3-48





BOWL RECORDS

INDIVIDUAL

Most Carries	27, Eric Dickerson vs. Pittsburgh, 1983 Cotton Bowl
Most Rushing Yards	225, Craig James vs. BYU, 1980 Holiday Bowl
Most Pass Attempts	47, Shane Buechele vs. FAU, 2019 Boca Raton Bowl
Most Pass Completions	32, Kyle Padron vs. Nevada, 2009 Sheraton Hawaii Bowl
Most Passing Yards	460, Kyle Padron vs. Nevada, 2009 Sheraton Hawaii Bowl
Most TD Passes	2, Chuck Hixson vs. Oklahoma, 1968 Astro-Bluebonnet Bowl 2, Kyle Padron vs. Nevada, 2009 Sheraton Hawaii Bowl 2, Kyle Padron vs. Army, 2010 Bell Helicopter Armed Forces Bowl
Most Passes Caught	9, Aldrick Robinson vs. Nevada, 2009 Sheraton Hawaii Bowl 9, Darius Johnson vs. Army, 2010 Bell Helicopter Armed Forces Bowl 9, James Proche vs. FAU, 2019 Boca Raton Bowl
Most Receiving Yards	176, Aldrick Robinson vs. Nevada, 2009 Sheraton Hawaii Bowl
Most TD Receptions	2, John Roderick vs. Oregon, 1963 Sun Bowl
Most INTs	2, Bruce Portillo vs. Oklahoma, 1968 Astro-Bluebonnet Bowl
Most INT Return Yards	83, Hayden Greenbauer vs. Fresno State, 2012 Sheraton Hawaii Bowl
Most Total Yards	467, Kyle Padron vs. Nevada, 2009 Sheraton Hawaii Bowl
Most Punts	7, Bob Finley vs. Stanford, 1936 Rose Bowl 7, Larry Tunnell vs. Oklahoma, 1968 Astro-Bluebonnet Bowl 7, Trevor Denbow vs. FAU, 2019 Boca Raton Bowl
Most Punt Returns	8, Bobby Wilson vs. Stanford, 1936 Rose Bowl
Most Punt Return Yards	73, Bobby Wilson vs. Stanford, 1936 Rose Bowl
Most Kickoff Returns	5, Kevin Johnson & Braeden West vs. Louisiana Tech, 2017 Frisco Bowl
Most Kickoff Return Yards	96, Kevin Johnson vs. Louisiana Tech, 2017 Frisco Bowl
Most TDs Scored	3, Craig James vs. BYU, 1980 Holiday Bowl 3, Shawnbrey McNeal vs. Nevada, 2009 Sheraton Hawaii Bowl
Most Points Scored	18, Craig James vs. BYU, 1980 Holiday Bowl 18, Shawnbrey McNeal vs. Nevada, 2009 Sheraton Hawaii Bowl
Most Field Goals Made	3, Eddie Garcia vs. BYU, 1980 Holiday Bowl
Most PATs Made	6, Matt Szymanski vs. Nevada, 2009 Sheraton Hawaii Bowl
Longest Run From Scrimmage	62, Jeff Atkins vs. Alabama, 1963 Sun Bowl
Longest Pass Completion	71, Kyle Padron to Cole Beasley vs. Nevada, 2009 Sheraton Hawaii Bowl
Longest Punt Return	31, Darius Johnson vs. Fresno State, 2012 Sheraton Hawaii Bowl
Longest Kickoff Return	38, Jerry Levias vs. Oklahoma, 1968 Astro-Bluebonnet Bowl
Longest INT Return	83, Hayden Greenbauer vs. Fresno State, 2012 Sheraton Hawaii Bowl
Longest Punt	84, Kyle Rote vs. Oregon, 1949 Cotton Bowl
Longest Field Goal Made	48, Chase Hover vs. Fresno State, 2012 Sheraton Hawaii Bowl



SHAWNBREY McNEAL



KYLE PADRON

TEAM

Most First Downs	26, 1984 Aloha Bowl vs. Notre Dame
Most Rushing First Downs	18, 1980 Holiday Bowl vs. BYU 18, 1984 Aloha Bowl vs. Notre Dame
Most Passing First Downs	18, 1963 Sun Bowl vs. Oregon 18, 2009 Sheraton Hawaii Bowl vs. Nevada
Most Rushing Yards	393, 1980 Holiday Bowl vs. BYU
Most Passing Yards	460, 2009 Sheraton Hawaii Bowl vs. Nevada
Most Pass Attempts	50, 2019 Boca Raton Bowl
Most Pass Completions	32, 2009 Sheraton Hawaii Bowl vs. Nevada
Most Touchdown Passes	2, 1963 Sun Bowl vs. Oregon 2, 1968 Astro-Bluebonnet Bowl vs. Oklahoma 2, 2009 Sheraton Hawaii Bowl vs. Nevada 2, 2010 Bell Helicopter Armed Forces Bowl vs. Army 2, 2019 Boca Raton Bowl
Most INTs	3, 1968 Astro-Bluebonnet Bowl vs. Oklahoma
Most INTs Thrown	6, 1936 Rose Bowl vs. Stanford
Most Rushing TDs	4, 1980 Holiday Bowl vs. BYU
Most Punts	11, 1936 Rose Bowl vs. Stanford
Most Punt Yards	401, 1936 Rose Bowl vs. Stanford
Most Punt Returns	8, 1936 Rose Bowl vs. Stanford
Most Punt Return Yards	119, 1963 Sun Bowl vs. Oregon
Most Penalties	9, 2019 Boca Raton Bowl
Most Fumbles	6, 2017 Frisco Bowl vs. Louisiana Tech
Most Fumbles Lost	3, 2017 Frisco Bowl vs. Louisiana Tech



CONFERENCE TEAM RANKINGS

SEASON (NUMBER OF TEAMS)

SCORING OFFENSE

Season	Rank	G	TD	FG	XPT	2XP	DXP	Saf	Points	Avg/G
2013 (10)	5	12	38	18	33	2	0	1	321	26.8
2014 (11)	11	12	15	9	12	1	0	1	133	11.1
2015 (12)	8	12	44	8	43	0	0	1	333	27.8
2016 (12)	8	12	40	18	38	0	0	0	332	27.7
2017 (12)	4	13	64	15	57	1	1	1	492	37.8
2018 (12)	6	12	47	11	40	3	0	2	365	30.4
2019 (12)	2	13	73	12	58	6	0	0	544	41.8
2020 (11)	2	10	48	17	43	1	0	1	386	38.6

SCORING DEFENSE

Season	Rank	G	TD	FG	XPT	2XP	DXP	Saf	Points	Avg/G
2013 (10)	10	12	54	9	45	2	0	0	400	33.3
2014 (11)	11	12	63	20	58	0	0	0	496	41.3
2015 (12)	12	12	75	8	72	1	0	0	548	45.7
2016 (12)	12	12	56	15	52	0	0	1	435	36.2
2017 (12)	9	13	62	14	57	3	0	0	477	36.7
2018 (12)	9	12	54	15	50	0	1	1	423	35.2
2019 (12)	9	13	53	20	50	2	0	1	434	33.4
2020 (11)	6	10	41	8	39	0	0	0	309	30.9

TOTAL OFFENSE

Season	Rank	G	Rush	Pass	Plays	Yards	Avg/P	TD	Avg/G
2013 (10)	4	12	1125	4097	945	5222	5.5	36	435.2
2014 (11)	11	12	1204	2024	792	3228	4.1	15	269.0
2015 (12)	8	12	1978	2616	869	4594	5.3	42	382.8
2016 (12)	7	12	1959	3168	934	5127	5.5	36	427.2
2017 (12)	4	13	2397	3823	973	6220	6.4	61	478.5
2018 (12)	9	12	1386	3260	869	4646	5.3	45	387.2
2019 (12)	2	13	2351	4017	1037	6368	6.1	70	489.8
2020 (11)	2	10	1765	3180	753	4945	6.6	47	494.5

TOTAL DEFENSE

Season	Rank	G	Rush	Pass	Plays	Yards	Avg/P	TD	Avg/G
2013 (10)	7	12	1689	3262	887	4951	5.6	47	412.6
2014 (11)	11	12	2829	3164	905	5993	6.6	59	499.4
2015 (12)	11	12	3134	2892	853	6026	7.1	71	502.2
2016 (12)	10	12	2526	2910	906	5436	6	52	453.0
2017 (12)	9	13	2700	3497	940	6197	6.6	59	476.7
2018 (12)	7	12	2363	2795	931	5158	5.5	45	429.8
2019 (12)	9	13	2037	3762	1004	5799	5.8	50	446.1
2020 (11)	5	10	1803	5419	748	4222	5.6	41	422.2

RUSHING OFFENSE

Season	Rank	G	Att	Yards	Avg.	TD	Yards/G
2013 (10)	8	12	326	1125	3.5	13	93.8
2014 (11)	11	12	362	1204	3.3	9	100.3
2015 (12)	7	12	504	1978	3.9	23	164.8
2016 (12)	6	12	478	1959	4.1	14	163.2
2017 (12)	7	13	486	2397	4.9	26	184.4
2018 (12)	12	12	401	1386	3.5	17	115.5
2019 (12)	7	13	534	2351	4.4	35	180.8
2020 (11)	5	10	377	1765	4.7	24	176.5

RUSHING DEFENSE

Season	Rank	G	Att	Yards	Avg.	TD	Yards/G
2013 (10)	8	12	446	1689	3.8	23	140.8
2014 (11)	11	12	541	2829	5.2	32	235.8
2015 (12)	12	12	542	3134	5.8	40	261.2
2016 (12)	11	12	498	2526	5.1	30	210.5
2017 (12)	9	13	546	2700	4.9	33	207.7
2018 (12)	7	12	547	2363	4.3	22	196.9
2019 (12)	4	13	522	2037	3.9	16	156.7
2020 (11)	6	10	428	1803	4.2	19	180.3

PASS OFFENSE

Season	Rank	G	Comp	Att	Int	Pct.	Yards	Avg.	TD	Avg/G
2013 (10)	1	12	400	619	12	64.6	4097	6.6	23	341.4
2014 (11)	11	12	230	430	14	53.5	2024	4.7	6	168.7
2015 (12)	6	12	202	365	8	55.3	2616	7.2	19	218.0
2016 (12)	5	12	248	456	17	54.4	3168	6.9	22	264.0
2017 (12)	4	13	283	487	13	58.1	3823	7.9	35	294.1
2018 (12)	3	12	268	468	8	57.3	3260	7.0	28	271.7
2019 (12)	2	13	313	503	11	62.2	4017	8.0	35	309.0
2020 (11)	2	10	246	376	6	65.4	3180	8.5	23	318.0

PASS DEFENSE

Season	Rank	G	Comp	Att	Int	Pct.	Yards	Avg.	TD	Avg/G
2013 (10)	8	12	286	441	11	64.9	3262	7.4	24	271.8
2014 (11)	10	12	230	364	6	63.2	3164	8.7	27	263.7
2015 (12)	8	12	184	311	10	59.2	2892	9.3	31	241.0
2016 (12)	7	12	239	408	18	58.6	2910	7.1	22	242.5
2017 (12)	8	13	247	394	12	62.7	3497	8.9	26	269.0
2018 (12)	6	12	241	384	11	62.8	2795	7.3	23	232.9
2019 (12)	12	13	289	482	9	60.0	3762	7.8	34	289.4
2020 (11)	7	10	186	320	7	58.1	2419	7.6	22	241.9

PASS EFFICIENCY

Season	Rank	G	Comp	Att	Int	Pct.	Yards	TD	Effic.
2013 (10)	6	12	400	619	12	64.6	4097	23	128.6
2014 (11)	11	12	230	430	14	53.5	2024	6	91.1
2015 (12)	8	12	202	365	8	55.3	2616	19	128.3
2016 (12)	9	12	248	456	17	54.4	3168	22	121.2
2017 (12)	3	13	283	487	13	58.1	3823	35	142.4
2018 (12)	5	12	268	468	8	57.3	3260	28	132.1
2019 (12)	4	13	313	503	11	62.2	4017	35	147.9
2020 (11)	2	10	246	376	6	65.4	3180	23	153.5

PASS DEFENSE EFFICIENCY

Season	Rank	G	Comp	Att	Int	Pct.	Yards	TD	Effic.
2013 (10)	8	12	286	441	11	64.9	3262	24	140.0
2014 (11)	11	12	230	364	6	63.2	3164	27	157.4
2015 (12)	11	12	184	311	10	59.2	2892	31	163.7
2016 (12)	7	12	239	408	18	58.6	2910	22	127.5
2017 (12)	9	13	247	394	12	62.7	3497	26	152.9
2018 (12)	9	12	241	384	11	62.8	2795	23	137.9
2019 (12)	9	13	289	482	9	60.0	3762	34	145.1
2020 (11)	4	10	186	320	7	58.1	2419	22	139.9

KICKOFF RETURNS

Season	Rank	G	No.	Yards	TD	Avg.
2013 (10)	9	12	47	907	0	19.3
2014 (11)	9	12	58	1090	0	18.8
2015 (12)	6	12	56	1246	1	22.2
2016 (12)	12	12	53	933	0	17.6
2017 (12)	10	13	48	935	0	19.5
2018 (12)	1	12	41	1023	1	25.0
2019 (12)	2	13	43	1121	2	26.1
2020 (11)	8	10	29	551	0	19.0

PUNT RETURN AVG

Season	Rank	G	No.	Yards	TD	Avg.
2013 (10)	4	12	17	134	1	7.9
2014 (11)	11	12	14	60	0	4.3
2015 (12)	11	12	13	41	0	3.2
2016 (12)	11	12	13	48	0	3.7
2017 (12)	9	13	7	26	0	3.7
2018 (12)	6	12	22	184	0	8.4
2019 (12)	7	13	23	186	0	8.1
2020 (11)	4	10	21	261	0	12.4





INTERCEPTIONS

	Rank	G	No.	Yards	TD	Avg.
2013 (10)	6	12	11	96	1	8.7
2014 (11)	10	12	6	14	0	2.3
2015 (12)	8	12	10	82	0	8.2
2016 (12)	1	12	18	416	4	23.1
2017 (12)	6	13	12	168	2	14.0
2018 (12)	6	12	11	83	0	7.5
2019 (12)	8	13	9	91	1	10.1
2020 (11)	7	10	7	48	1	6.9

PUNTING

	Rank	G	No.	Yards	Avg/P	Ret.	Avg.	TB	Net/P
2013 (10)	10	12	63	2372	37.7	240	3.8	8	31.3
2014 (11)	8	12	77	3121	40.5	297	3.9	4	35.6
2015 (12)	11	12	67	2557	38.2	290	4.3	2	33.2
2016 (12)	12	12	71	2813	39.6	177	2.5	5	35.7
2017 (12)	5	13	59	2396	40.6	67	1.1	3	38.5
2018 (12)	7	12	70	2788	39.8	166	2.4	3	36.6
2019 (12)	9	13	64	2499	39.0	67	1.0	5	36.4
2020 (11)	9	10	34	1302	38.3	75	2.2	0	36.1

KICKOFF COVERAGE

	Rank	G	No.	Yards	Avg.	Return	TB	Net Avg.
2013 (10)	9	12	57	3429	60.2	805	20	37.3
2014 (11)	11	12	33	1846	55.9	586	4	35.2
2015 (12)	4	12	61	3906	64	447	42	39.5
2016 (12)	12	12	66	3807	57.7	1118	15	35.1
2017 (12)	12	13	89	5195	58.4	1329	28	35.6
2018 (12)	12	12	68	3494	51.4	778	12	35.5
2019 (12)	11	13	93	4967	53.4	1135	14	37.4
2020 (11)	1	10	72	4506	62.6	339	47	41.5

FIELD GOALS

	Rank	G	Made-Att	Pct.
2013 (10)	3	12	18-21	.857
2014 (11)	10	12	9-17	.529
2015 (12)	10	12	8-11	.727
2016 (12)	8	12	18-24	.750
2017 (12)	7	13	15-21	.714
2018 (12)	5	12	11-14	.786
2019 (12)	6	13	12-16	.750
2020 (11)	2	10	17-21	.810

PAT KICKING

	Rank	G	Made-Att	Pct.
2013 (10)	9	12	33-35	.943
2014 (11)	T1	12	12-12	1.000
2015 (12)	T1	12	43-43	1.000
2016 (12)	T1	12	38-38	1.000
2017 (12)	10	13	57-63	.905
2018 (12)	11	12	40-43	.930
2019 (12)	12	13	58-65	.892
2020 (11)	9	10	43-46	.935

SACKS BY

	Rank	G	No.	Yards
2013 (10)	T6	12	28	176
2014 (11)	10	12	17	107
2015 (12)	T10	12	16	83
2016 (12)	6	12	29	227
2017 (12)	3	13	31	196
2018 (12)	8	12	25	164
2019 (12)	1	13	51	320
2020 (11)	T3	10	26	148

SACKS AGAINST

	Rank	G	No.	Yards
2013 (10)	9	12	38	210
2014 (11)	11	12	48	256
2015 (12)	T11	12	41	289
2016 (12)	T5	12	26	168
2017 (12)	9	13	23	144
2018 (12)	9	12	31	245
2019 (12)	1	13	16	107
2020 (11)	T5	10	21	156

FIRST DOWNS

	Rank	G	Rush	Pass	Pen	Total	Avg/G
2013 (10)	5	12	59	191	26	276	23.0
2014 (11)	11	12	74	85	17	176	14.7
2015 (12)	9	12	109	109	28	246	20.5
2016 (12)	8	12	92	145	25	262	21.8
2017 (12)	3	13	121	161	30	312	24.0
2018 (12)	11	12	75	135	30	240	20.0
2019 (12)	3	13	119	162	41	322	24.8
2020 (11)	4	10	95	127	29	251	25.1

OPPONENT 1ST DOWNS

	Rank	G	Rush	Pass	Pen	Total	Avg/G
2013 (10)	7	12	101	145	23	269	22.4
2014 (11)	11	12	140	147	15	302	25.2
2015 (12)	10	12	153	107	17	277	23.1
2016 (12)	8	12	128	124	16	268	22.3
2017 (12)	10	13	135	146	23	304	23.4
2018 (12)	T5	12	132	129	19	280	23.3
2019 (12)	12	13	105	168	30	303	23.3
2020 (11)	8	10	98	115	15	228	22.8

3RD-DOWN CONVERSIONS

	Rank	G	Conv.	Att.	Pct.
2013 (10)	5	12	77	198	38.9
2014 (11)	9	12	61	187	32.6
2015 (12)	8	12	71	180	39.4
2016 (12)	5	12	90	208	43.3
2017 (12)	7	13	83	192	43.2
2018 (12)	12	12	61	185	33.0
2019 (12)	3	13	93	212	43.9
2020 (11)	2	10	69	147	46.9

OPP 3RD-DOWN CONVERSIONS

	Rank	G	Conv.	Att.	Pct.
2013 (10)	7	12	73	177	41.2
2014 (11)	9	12	71	162	43.8
2015 (12)	10	12	77	166	46.4
2016 (12)	5	12	69	183	37.7
2017 (12)	6	13	78	182	42.9
2018 (12)	11	12	94	197	47.7
2019 (12)	4	13	79	209	37.8
2020 (11)	9	10	66	152	43.4

4TH-DOWN CONVERSIONS

	Rank	G	Conv.	Att.	Pct.
2013 (10)	T3	12	13	27	48.1
2014 (11)	T5	12	14	28	50.0
2015 (12)	9	12	7	20	35.0
2016 (12)	12	12	6	16	37.5
2017 (12)	1	13	14	20	70.0
2018 (12)	5	12	20	34	58.8
2019 (12)	2	13	22	30	73.3
2020 (11)	10	10	7	18	38.9

OPP 4TH-DOWN CONVERSIONS

	Rank	G	Conv.	Att.	Pct.
2013 (10)	3	12	9	20	45.0
2014 (11)	6	12	11	20	55.0
2015 (12)	T9	12	13	22	59.1
2016 (12)	T9	12	14	23	60.9
2017 (12)	3	13	13	29	44.8
2018 (12)	10	12	14	21	66.7
2019 (12)	3	13	15	32	46.9
2020 (11)	7	10	13	22	59.1



CONFERENCE TEAM / INDIVIDUAL RANKINGS

PENALTIES

	Rank	G	No.	Yards	Avg/G
2013 (10)	6	12	90	770	64.2
2014 (11)	2	12	74	632	52.7
2015 (12)	4	12	65	604	50.3
2016 (12)	7	12	69	624	52.0
2017 (12)	6	13	83	769	59.2
2018 (12)	4	12	63	550	45.8
2019 (12)	5	13	83	743	57.2
2020 (11)	7	10	68	590	59.0

OPPONENT PENALTIES

	Rank	G	No.	Yards	Avg/G
2013 (10)	1	12	92	869	72.4
2014 (11)	4	12	83	801	66.8
2015 (12)	3	12	79	805	67.1
2016 (12)	1	12	92	866	72.2
2017 (12)	7	13	94	861	66.2
2018 (12)	4	12	81	799	66.6
2019 (12)	1	13	101	964	74.2
2020 (11)	3	10	76	676	67.6

TIME OF POSSESSION

	Rank	G	Time	Avg/G
2013 (10)	6	12	347:10	28:55
2014 (11)	7	12	346:10	28:50
2015 (12)	3	12	376:50	31:24
2016 (12)	5	12	367:33	30:37
2017 (12)	7	13	384:06	29:32
2018 (12)	9	12	328:10	27:20
2019 (12)	10	13	375:20	28:52
2020 (11)	6	10	295:51	29:35

TURNOVER MARGIN

	Rank	G	Fumb	Int	Total	Fumb	Int	Total	Margin	Per/G
2013 (10)	8	12	6	11	17	12	12	24	-7	-0.58
2014 (11)	11	12	10	6	16	16	14	30	-14	-1.17
2015 (12)	10	12	5	10	15	17	8	25	-10	-0.83
2016 (12)	5	12	8	18	26	7	17	24	2	0.17
2017 (12)	5	13	11	12	23	6	13	19	+4	0.31
2018 (12)	2	12	11	11	22	7	8	15	+7	0.58
2019 (12)	5	13	12	9	21	6	11	17	+4	0.31
2020 (11)	T2	10	10	7	17	6	6	12	+5	0.50

ON-SIDE KICKS BY

	Rank	G	On-side	Pct.
2013 (10)	3	12	1-5	.200
2014 (11)	T1	12	1-1	100.0
2015 (12)	T3	12	1-3	.333
2016 (12)	T3	12	0-3	.000
2017 (12)	T3	13	0-2	.000
2018 (12)	T2	12	0-0	.000
2019 (12)	T5	13	0-4	.000
2020 (11)	T3	10	0-0	0.0

ON-SIDE KICKS AGAINST

	Rank	G	On-side	Pct.
2013 (10)	T7	12	2-6	.333
2014 (11)	T1	12	0-0	.000
2015 (12)	T1	12	0-2	.000
2016 (12)	T1	12	0-2	.000
2017 (12)	T1	13	0-0	.000
2018 (12)	T1	12	0-1	.000
2019 (12)	T1	13	0-3	.000
2020 (11)	T1	10	0-2	0.0

RUSHING

	Rank	Name	G	Att.	Yards	Avg.	TD	Long	Avg/G
2013 (10-10)		N/A							
2014 (11-10)	7	Matt Davis	10	108	613	5.7	4	51	61.3
2015 (12-10)		N/A							
2016 (12-10)	6	Braeden West	12	202	1036	5.1	6	66	86.3
2017 (12-10)	7	Xavier Jones	13	182	1075	5.9	9	58	82.7
2018 (12-10)		N/A							
2019 (12-10)	3	Xavier Jones	13	244	1276	5.2	23	64	98.2
2020 (11-10)	1	Ulysses Bentley IV	10	170	913	5.4	11	84	91.3

PASSING AVG/GAME

	Rank	Name	G	Comp-Att-Int	Pct.	Yards	TD	Long	Avg/G
2013 (10-10)		Garrett Gilbert	10	335-504-7	66.5	3528	21	79	352.8
2014 (11-10)		N/A							
2015 (12-10)	7	Matt Davis	12	182-335-7	54.3	2259	16	63	188.2
2016 (12-10)	5	Ben Hicks	12	234-422-15	55.5	2930	19	88	244.2
2017 (12-10)	3	Ben Hicks	13	276-472-12	58.5	3569	33	86	274.5
2018 (12-10)	5	Ben Hicks	12	208-372-7	55.9	2582	19	71	215.2
2019 (12-10)	1	Shane Buechele	13	307-490-10	62.7	3929	34	75	302.2
2020 (11-10)	2	Shane Buechele	10	242-370-6	65.4	3095	23	85	309.5

PASS EFFICIENCY

	Rank	Name	G	Comp-Att-Int	Pct.	Yards	TD	Long	Effic.
2013 (10-8)	5	Garrett Gilbert	10	335-504-7	66.5	3528	21	79	136.2
2014 (11-10)		N/A							
2015 (12-10)	9	Matt Davis	12	182-335-7	54.3	2259	16	63	122.6
2016 (12-10)	8	Ben Hicks	12	234-422-15	55.5	2930	19	88	121.5
2017 (12-10)	5	Ben Hicks	13	276-472-12	58.5	3569	33	86	140.0
2018 (12-10)	6	Ben Hicks	12	208-372-7	55.9	2582	19	71	127.3
2019 (12-10)	3	Shane Buechele	13	307-490-10	62.7	3929	34	75	148.8
2020 (11-9)	2	Shane Buechele	10	242-370-6	65.4	3095	23	85	152.9

RECEPTIONS/GAME

	Rank	Name	G	Rec.	Yards	TD	Long	Avg/C	Avg/G	Rec/G
2013 (10-10)	1	Jeremy Johnson	12	112	1112	6	66	9.9	92.7	9.3
	2	Darius Joseph	12	103	808	5	45	7.8	67.3	8.6
	7	Keenan Holman	12	67	1037	9	79	15.5	86.4	5.6
2014 (11-10)	7	Darius Joseph	11	54	379	2	25	7	34.5	4.9
2015 (12-10)		N/A								
2016 (12-10)	5	Courtland Sutton	12	76	1246	10	88	16.4	103.8	6.3
2017 (12-10)	1	Trey Quinn	13	114	1236	13	77	10.8	95.1	8.8
	6	Courtland Sutton	13	98	1085	12	62	16.0	83.5	5.2
2018 (12-10)	1	James Proche	12	93	1199	12	67	12.9	99.9	7.8
	4	Reggie Roberson, Jr.	10	52	802	6	59	15.4	80.2	5.2
2019 (12-10)	1	James Proche	13	111	1225	15	52	11.0	94.2	8.5
2020 (11-10)	8	Rashee Rice	10	48	683	5	55	14.2	68.3	4.8
	9	Tyler Page	9	39	422	2	44	10.8	46.9	4.3

RECEIVE YDS/GAME

	Rank	Name	G	Rec.	Yards	TD	Long	Avg/C	Avg/G	Rec/G
2013 (10-10)	2	Jeremy Johnson	12	112	1112	6	66	9.9	92.7	9.3
	4	Keenan Holman	12	67	1037	9	79	15.5	86.4	5.6
	10	Darius Joseph	12	103	808	5	45	7.8	67.3	8.6
2014 (11-10)		N/A								
2015 (12-10)	7	Courtland Sutton	12	49	862	9	51	17.6	71.8	4.1
2016 (12-10)	3	Courtland Sutton	12	76	1246	10	88	16.4	103.8	6.3
2017 (12-10)	2	Trey Quinn	13	114	1236	13	77	8.8	10.8	95.1
	6	Courtland Sutton	13	98	1085	12	62	5.2	16.0	83.5
2018 (12-10)	1	James Proche	12	93	1199	12	67	7.8	12.9	99.9
	4	Reggie Roberson, Jr.	10	52	802	6	59	5.2	15.4	80.2
2019 (12-10)	2	James Proche	13	111	1225	15	52	8.5	11.0	94.2
2020 (11-10)	5	Rashee Rice	10	48	683	5	55	4.8	14.2	68.3

TOTAL OFFENSE

	Rank	Name	G	Rush	Pass	Plays	Total	Yds/G
2013 (10-10)	1	Garrett Gilbert	10	267	3528	587	3795	379.5
2014 (11-10)	9	Matt Davis	10	613	855	272	1468	146.8
2015 (12-10)	6	Matt Davis	12	761	2259	522	3020	251.7
2016 (12-10)	7	Ben Hicks	12	-83	2930	463	2847	237.2
2017 (12-10)	4	Ben Hicks	13	47	3569	526	3616	278.2
2018 (12-10)	8	Ben Hicks	12	-68	2582	417	2514	209.5
2019 (12-10)	2	Shane Buechele	13	105	3929	554	4034	310.3
2020 (11-10)	2	Shane Buechele	10	105	3095	428	3200	320.0
	10	Ulysses Bentley IV	10	913	0	170	913	91.3

SCORING

	Rank	Name	G	TD	FG	XPT	2XP	Pts	Pts/G
2013 (10-10)	4	Chase Hover	12	0	18	33	0	87	7.2
2014 (11-10)		N/A							
2015 (12-10)		N/A							
2016 (12-10)	9	Josh Williams	12	0	17	38	0	89	7.4
2017 (12-10)		N/A							
2018 (12-10)		N/A							
2019 (12-10)	1	Xavier Jones	13	25	0	0	0	150	11.5
	9	James Proche	13	15	0	0	2	92	7.1
2020 (11-10)	1	Chris Naggar	10	0	17	43	0	94	9.4
	T6	Ulysses Bentley IV	10	12	0	0	0	72	7.2



CONFERENCE INDIVIDUAL RANKINGS

SCORING (TDS)

	Rank	Name	G	TD	Rush	Pass	Ret.	PAT	Pts	Pts/G
2013 (10-10)	7	Keenan Holman	12	9	0	9	0	0	54	4.5
2014 (11-10)	-	N/A								
2015 (12-10)	T9	Matt Davis	12	10	10	0	0	0	60	5
	T9	Xavier Jones	12	10	10	0	0	0	60	5
2016 (12-10)	10	Courtland Sutton	12	10	0	10	0	0	60	5
2017 (12-10)	8	Trey Quinn	13	13	0	13	0	1	80	6.2
	T9	Courtland Sutton	13	13	1	12	0	0	78	6.0
2018 (12-10)	7	James Proche	12	12	0	12	0	1	74	6.2
2019 (12-10)	1	Xavier Jones	13	25	23	2	0	0	150	11.5
	4	James Proche	13	15	0	15	0	1	92	7.1
2020 (11-19)	T2	Ulysses Bentley IV	10	12	11	1	0	0	72	7.2

SCORING (KICK)

	Rank	Name	G	PATs	FGs	Pts	Pts/G
2013 (10-10)	3	Chase Hover	12	33-35	18-21	87	7.2
2014 (11-10)	-	N/A					
2015 (12-10)	8	Chad Hedlund	12	43-43	8-11	67	5.6
2016 (12-10)	4	Josh Williams	12	38-38	17-22	89	7.4
2017 (12-10)	6	Josh Williams	13	44-49	14-20	86	6.6
2018 (12-10)	7	Kevin Robledo	12	37-38	11-14	70	5.8
2019 (12-10)	9	Kevin Robledo	11	42-45	10-13	72	6.5
2020 (11-10)	1	Chris Naggar	10	43-46	17-21	94	9.4

PUNT RETURN AVG

	Rank	Name	G	No.	Yards	TD	Long	Avg.
2013 (10-1)	-	N/A						
2014 (11-1)	-	N/A						
2015 (12-5)	-	N/A						
2016 (12-1)	-	N/A						
2017 (12-2)	-	N/A						
2018 (12-6)	4	James Proche	12	20	165	0	31	8.2
2019 (12-3)	2	James Proche	13	17	164	0	20	9.6
2020 (11-7)	2	Tyler Page	9	12	182	0	39	15.2

KICK RETURN AVG

	Rank	Name	G	No.	Yards	TD	Long	Avg.
2013 (10-5)	-	N/A						
2014 (11-6)	4	Deion Sanders	9	37	759	0	64	20.5
2015 (12-10)	6	Braeden West	12	27	635	1	80	23.5
2016 (12-4)	-	N/A						
2017 (12-10)	9	Kevin Johnson	11	17	349	0	39	20.5
2018 (12-7)	-	N/A						
2019 (12-10)	1	CJ Sanders	13	33	949	2	100	28.8
2020 (11-5)	-	N/A						

ALL PURPOSE

	Rank	Name	G	Rush	Rcv	PR	KR	Yards	Yards/G
2013 (10-10)	6	Jeremy Johnson	12	0	1112	0	0	1112	92.7
2014 (11-10)	3	Deion Sanders	9	0	188	0	759	947	105.2
2015 (12-10)	-	N/A							
2016 (12-10)	-	N/A							
2017 (12-10)	8	Trey Quinn	13	0	1236	13	113	1362	104.8
2018 (12-10)	2	James Proche	12	17	1199	165	276	1657	138.1
2019 (12-10)	8	James Proche	13	18	1225	164	16	1423	109.5
2020 (11-10)	4	Ulysses Bentley IV	10	913	174	0	0	1087	108.7

PUNTING

	Rank	Name	G	No.	Yards	Long	Avg.
2013 (10-10)	9	Mike Loftus	11	32	1287	58	40.2
2014 (11-10)	4	Jackson Koonce	12	74	3017	60	40.8
2015 (12-10)	10	Josh Williams	9	38	1472	56	38.7
2016 (12-10)	-	N/A					
2017 (12-10)	7	Jamie Sackville	13	59	2396	64	40.6
2018 (12-10)	-	N/A					
2019 (12-9)	-	N/A					
2020 (11-9)	-	N/A					

FIELD GOALS

	Rank	Name	G	Made	Att.	Pct.	Made/G
2013 (10-10)	T3	Chase Hover	12	18	21	85.7	1.50
2014 (11-10)	T9	Cody Rademacher	12	9	17	52.9	0.75
2015 (12-10)	-	N/A					
2016 (12-10)	4	Josh Williams	12	17	22	77.3	1.42
2017 (12-10)	4	Josh Williams	13	14	20	70.0	1.08
2018 (12-10)	T5	Kevin Robledo	12	11	14	78.6	0.92
2019 (12-10)	9	Kevin Robledo	11	10	13	76.9	0.91
2020 (11-10)	1	Chris Naggar	10	17	21	81.0	1.70



JEREMY JOHNSON

FIELD GOAL PCT

	Rank	Name	G	Made	Att.	Long	Pct.
2013 (10-5)	3	Chase Hover	12	18	21	51	85.7
2014 (11-1)	-	N/A					
2015 (12-9)	-	N/A					
2016 (12-10)	T4	Josh Williams	12	17	22	44	77.3
2017 (12-10)	5	Josh Williams	13	14	20	46	70.0
2018 (12-9)	5	Kevin Robledo	12	11	14	49	78.6
2019 (12-10)	6	Kevin Robledo	11	10	13	34	76.9
2020 (11-9)	1	Chris Naggar	10	17	21	48	81.0

PAT KICKING PCT

	Rank	Name	G	Made	Att.	Pct.
2013 (10-9)	8	Chase Hover	12	33	35	94.3
2014 (11-7)	-	N/A				
2015 (12-10)	-	Chad Hedlund	12	43	43	100
2016 (12-10)	T1	Josh Williams	12	38	38	100
2017 (12-10)	-	N/A				
2018 (12-3)	-	N/A				
2019 (12-4)	4	Kevin Robledo	11	42	45	93.3
2020 (11-9)	8	Chris Naggar	10	43	46	93.5

TACKLES (ALL POSITIONS)

	Rank	Name	G	Pos.	Solo	Ast.	Total	Avg/G	Sacks
2013 (10-50)	4	Randall Joyner	10	LB	49	49	98	9.8	1
	9	Kevin Pope	11	LB	47	44	91	8.3	3.5
	16	Stephon Sanders	12	LB	47	39	86	7.2	3.5
	30	Jay Scott	12	DB	34	29	63	5.2	0
	T49	Zach Wood	12	DE	25	24	49	4.1	1
2014 (11-50)	22	Hayden Greenbauer	12	DB	48	31	79	6.6	0
	29	Stephon Sanders	12	LB	43	27	70	5.8	2.5
	T32	Darrion Richardson	12	DB	44	25	69	5.8	1
	T35	Jonathan Yenga	12	LB	33	32	65	5.4	2
	45	Kevin Pope	11	LB	27	22	49	4.5	1
2015 (12-50)	T30	Justin Lawler	12	DE	43	21	64	5.3	5
	32	Darrion Richardson	10	DB	47	6	53	5.3	0
	38	Jonathan Yenga	12	LB	37	21	58	4.8	0
	49	Kyran Mitchell	9	LB	28	12	40	4.4	0
2016 (12-50)	T29	Kyran Mitchell	12	DE	48	19	67	5.6	3.5
	34	Justin Lawler	12	DE	45	20	65	5.4	6
	35	Darrion Millines	12	DB	47	17	64	5.3	0
2017 (12-50)	7	Mikial Onu	13	DB	85	20	105	8.1	0.0
	T32	Justin Lawler	13	DE	42	32	74	5.7	9.5
	35	Kyran Mitchell	13	LB	55	18	73	5.6	4.5
	T36	Anthony Rhone	12	LB	40	27	67	5.6	1.5
	T43	Rodney Clemons	13	DB	55	13	68	5.2	1.0
2018 (12-50)	8	Richard Moore	12	LB	55	36	92	7.7	5.0
	18	Kyran Mitchell	12	LB	47	35	82	6.8	4.0
	23	Patrick Nelson	10	S	37	28	65	6.5	1.5



	T27	Rodney Clemons	12	DB	54	18	72	6.0	0.0
	35	Elijah McQueen	11	S	41	22	63	5.7	0.0
	45	Mikial Onu	11	S	41	17	58	5.3	0.0
2019 (12-50)	8	Richard McBryde	13	LB	69	29	98	7.5	3.5
	T15	Delano Robinson	12	LB	51	25	76	6.3	2.5
	20	Patrick Nelson	13	LB	58	22	80	6.2	12.0
	22	Rodney Clemons	13	S	49	29	78	6.0	0.0
	44	Trevor Denbow	13	LB	39	25	64	4.9	0.5
2020 (11-50)	T7	Delano Robinson	10	LB	51	26	77	7.7	3.0
	33	Richard McBryde	10	LB	42	10	52	5.2	3.0
	46	Chace Cromartie	10	S	29	17	46	4.6	0.0

SACKS

	Rank	Name	G	Pos.	Solo	Ast.	Yards	Total	Avg/G
2013 (10-20)	T7	Jonathan Yenga	12	LB	6	0	29	6	0.5
	T11	Beau Barnes	12	DE	5	0	35	5	0.42
2014 (11-20)	T16	Zach Wood	12	DE	4	0	15	4	0.33
2015 (12-20)	T10	Justin Lawler	12	DE	4	2	27	5	0.42
	18	Zach Wood	10	DE	3	1	18	3.5	0.35
2016 (12-20)	T5	Justin Lawler	12	DE	5	2	51	6	0.5
	18	Jarvis Pruitt	11	DL	4	1	22	4.5	0.41
	19	Demerick Gary	11	DT	4	0	44	4	0.36
2017 (12-20)	1	Justin Lawler	13	DE	8	3	67	9.5	0.73
	14	Kyran Mitchell	13	LB	4	1	33	4.5	0.35
	15	Tyson Neals	12	DL	4	1	28	4.5	0.38
2018 (12-20)	11	Richard Moore	12	LB	4	2	28	5.0	0.42
	14	Delontae Scott	11	DE	3	3	33	4.5	0.41
2019 (12-20)	2	Patrick Nelson	13	LB	11	2	85	12.0	0.92
	4	Delontae Scott	13	DE	9	2	74	10.0	0.77
	T10	Demerick Gary	13	DT	5	1	31	5.5	0.42
2020 (11-20)	12	Junior Aho	10	DL	4	0	14	4.0	0.40
	T13	Turner Coxie	10	LB	3	1	28	3.5	0.35

TACKLES FOR LOSS

	Rank	Name	G	Pos.	Solo	Ast.	Yards	Total	Avg/G
2013 (10-20)	3	Stephon Sanders	12	LB	11	5	38	13.5	1.12
	5	Beau Barnes	12	DE	11	4	51	13	1.08
	17	Jonathan Yenga	12	LB	10	2	51	11	0.92
	19	Kevin Pope	11	LB	7	7	47	10.5	0.95
2014 (11-20)	-	N/A							
2015 (12-20)	9	Zach Wod	10	DE	9	1	56	9.5	0.95
	T18	Justin Lawler	12	DE	8	2	35	9	0.75
2016 (12-20)	5	Justin Lawler	12	DE	13	4	79	15	1.25
2017 (12-20)	T3	Kyran Mitchell	13	LB	15	1	66	15.5	1.19
	T3	Justin Lawler	13	DE	13	5	76	15.5	1.19
2018 (12-20)	6	Kyran Mitchell	12	LB	11	7	42	14.5	1.21
	9	Richard Moore	12	LB	10	7	44	13.5	1.12
	16	Delontae Scott	11	DE	7	7	47	10.5	0.95
2019 (12-20)	T2	Patrick Nelson	13	LB	15	6	109	18.0	1.38
	T2	Delontae Scott	13	DE	16	4	95	18.0	1.38
2020 (11-20)	15	Richard McBryde	10	LB	8	0	20	8.0	0.80
	T19	Elijah Chatman	10	DL	7	1	29	7.5	0.75

PASSES DEFENDED

	Rank	Name	G	BrUp	Int.	Total	Avg/G
2013 (10-20)	2	Kenneth Acker	12	13	3	16	1.33
	T13	Jay Scott	12	7	2	9	0.75
2014 (11-20)	T5	Shakiel Randolph	9	8	1	9	1
2015 (12-20)	12	David Johnson	11	7	1	8	0.73
2016 (12-20)	3	Horace Richardson	12	8	6	14	1.17
	T9	Jordan Wyatt	12	7	4	11	0.92
	T14	Darrion Millines	12	4	5	9	0.75
2017 (12-20)	7	Jordan Wyatt	11	8	4	12	1.09
	12	Rodney Clemons	13	10	1	11	0.85
	T19	Mikial Onu	13	7	2	9	0.69
2018 (12-20)	-	N/A					
2019 (12-20)	3	Ar'mani Johnson	12	11	2	13	1.08
	T4	Rodney Clemons	13	9	4	13	1.00
	8	Brandon Stephens	13	12	0	12	0.92
2020 (11-20)	T1	Brandon Stephens	10	10	1	11	1.10
	5	Brandon Crossley	10	5	4	6	0.90

INTERCEPTIONS

	Rank	Name	G	No.	Yards	TD	Long	Avg/G
2013 (10-10)	T8	Kenneth Acker	12	3	27	0	15	0.25
2014 (11-10)	-	N/A						
2015 (12-10)	-	N/A						
2016 (12-10)	T1	Horace Richardson	12	6	215	2	80	0.50
	3	Darrion Millines	12	5	83	0	45	0.42
	T6	Jordan Wyatt	12	4	97	2	35	0.33
2017 (12-10)	T4	Jordan Wyatt	11	4	165	2	85	0.36
2018 (12-10)	-	N/A						
2019 (12-10)	T4	Rodney Clemons	13	4	4	0	4	0.31
2020 (11-10)	T3	Brandon Crossley	10	4	35	1	18	0.40



JORDAN WYATT

FUMBLES FORCED

	Rank	Name	G	No.	Avg/G
2013 (10-10)	3	Randall Joyner	10	3	0.30
2014 (11-10)	10	Kevin Pope	11	2	0.18
2015 (12-10)	T8	Andrew McCleneghen	12	2	0.17
	T8	Jackson Mitchell	12	2	0.17
2016 (12-10)	1	Jordan Wyatt	12	4	0.33
2017 (12-10)	1	Jordan Wyatt	11	3	0.27
2018 (12-10)	-	N/A			
2019 (12-10)	T3	Turner Coxie	13	3	0.23
	T3	Delontae Scott	13	3	0.23
2020 (11-10)	6	Trevor Denbow	10	3	0.30

FUMBLES RECOVERED

	Rank	Name	G	No.	Avg/G
2013 (10-10)	5	Chris Parks	11	2	0.18
2014 (11-10)	10	Hayden Greenbauer	12	2	0.17
2015 (12-10)	T5	Jackson Mitchell	12	2	0.17
2016 (12-10)	-	N/A			
2017 (12-10)	T3	Delano Robinson	12	2	0.17
	T6	Kyran Mitchell	13	2	0.15
2018 (12-10)	T3	Jake Hall	12	3	0.25
	T9	Kyran Mitchell	12	2	0.17
2019 (12-10)	-	N/A			
2020 (11-10)	6	Elijah Chatman	10	2	0.20



SMU FOOTBALL YEAR-BY-YEAR

Year	Coach	Record	SWC/WAC/C-USA	Pts.	Opp.
1915	Ray Morrison	2-5-0	-	20	131
1916	Ray Morrison	0-8-2	-	27	455
1917	J. Burton Rix	3-2-3	-	74	49
1918	J. Burton Rix	4-2-0	2-2 (5th)	40	45
1919	J. Burton Rix	5-4-1	0-2-1 (6th)	162	86
1920	J. Burton Rix	3-5-2	0-4-1 (8th)	125	90
1921	Rix-Cunningham-Kelly	1-6-1	0-4 (7th)	15	92
1922	Ray Morrison	6-3-1	2-2 (T-3rd)	235	69
1923	Ray Morrison	9-0-0	5-0 (1st)	207	9
1924	Ray Morrison	5-1-4	2-0-4 (2nd)	92	59
1925	Ray Morrison	5-2-2	1-1-2 (4th)	148	41
1926	Ray Morrison	8-0-1	5-0 (1st)	229	47
1927	Ray Morrison	7-2-0	4-1 (2nd)	267	81
1928	Ray Morrison	6-3-1	2-2-1 (5th)	254	78
1929	Ray Morrison	6-0-4	3-0-2 (2nd)	172	36
1930	Ray Morrison	6-3-1	2-2-1 (4th)	187	86
1931	Ray Morrison	9-1-1	5-0-1 (1st)	160	49
1932	Ray Morrison	3-7-2	1-4-1 (T-5th)	82	112
1933	Ray Morrison	4-7-1	2-4 (6th)	99	104
1934	Ray Morrison	8-2-2	3-2-1 (3rd)	224	63
1935	Madison Bell	12-1-0	6-0 (1st)	288	39
1936	Madison Bell	5-4-1	2-3-1 (5th)	118	66
1937	Madison Bell	5-6-0	2-4 (6th)	93	80
1938	Madison Bell	6-4-0	4-2 (2nd)	148	125
1939	Madison Bell	6-3-1	4-2 (T-2nd)	118	60
1940	Madison Bell	8-1-1	5-1 (T-1st)	142	75
1941	Madison Bell	5-5-0	2-4 (5th)	169	106
1942	James H. Stewart	3-6-2	1-4-1 (6th)	126	133
1943	James H. Stewart	2-7-0	2-3 (T-3rd)	69	115
1944	James H. Stewart	5-5-0	2-3 (4th)	131	201
1945	Madison Bell	5-6-0	4-2 (2nd)	201	110
1946	Madison Bell	4-5-1	2-4 (T-5th)	114	100
1947	Madison Bell	9-0-2	5-0-1 (1st)	182	90
1948	Madison Bell	9-1-1	5-0-1 (1st)	250	105
1949	Madison Bell	5-4-1	2-3-1 (5th)	215	204
1950	H.N. Russell	6-4-0	2-4 (T-5th)	251	146
1951	H.N. Russell	3-6-1	1-4-1 (7th)	164	144
1952	H.N. Russell	4-5-1	3-2-1 (3rd)	136	163
1953	Chalmer Woodard	5-5-0	3-3 (4th)	128	129
1954	Chalmer Woodard	6-3-1	4-1-1 (2nd)	184	135
1955	Chalmer Woodard	4-6-0	2-4 (T-5th)	118	115
1956	Chalmer Woodard	4-6-0	2-4 (5th)	125	202
1957	Bill Meek	4-5-1	3-3 (4th)	127	175
1958	Bill Meek	6-4-0	4-2 (T-2nd)	203	134
1959	Bill Meek	5-4-1	2-3-1 (4th)	147	133
1960	Bill Meek	0-9-1	0-6-1 (8th)	31	221
1961	Bill Meek	2-7-1	1-5-1 (8th)	92	191
1962	Hayden Fry	2-8-0	2-5 (7th)	88	130
1963	Hayden Fry	4-7-0	2-5 (T-6th)	141	174
1964	Hayden Fry	1-9-0	0-7 (8th)	55	177
1965	Hayden Fry	4-5-1	3-4 (T-4th)	123	167
1966	Hayden Fry	8-3-0	6-1 (1st)	210	170
1967	Hayden Fry	3-7-0	3-4 (6th)	135	214
1968	Hayden Fry	8-3-0	5-2 (3rd)	311	273
1969	Hayden Fry	3-7-0	3-4 (5th)	186	230
1970	Hayden Fry	5-6-0	3-4 (T-4th)	153	228
1971	Hayden Fry	4-7-0	3-4 (5th)	151	227
1972	Hayden Fry	7-4-0	4-3 (T-2nd)	269	154
1973	Dave Smith	6-4-1	3-3-1 (T-4th)	259	228
1974	Dave Smith	6-4-1	3-3-1 (T-4th)	221	240
1975	Dave Smith	4-7-0	2-5 (T-5th)	208	299
1976	Ron Meyer	3-8-0	2-6 (8th)	202	339
1977	Ron Meyer	4-7-0	3-5 (T-6th)	226	319
1978	Ron Meyer	4-6-1	3-5 (T-6th)	300	251
1979	Ron Meyer	5-6-0	3-5 (6th)	226	236
1980	Ron Meyer	8-4-0	5-3 (2nd)	324	192
1981	Ron Meyer	10-1-0	7-1 (1st)	365	137

Year	Coach	Record	SWC/WAC/C-USA/AAC	Pts.	Opp.
1982	Bobby Collins	11-0-1	7-0-1 (1st)	354	160
1983	Bobby Collins	10-2-0	7-1 (2nd)	274	137
1984	Bobby Collins	10-2-0	6-2 (T-1st)	328	198
1985	Bobby Collins	6-5-0	5-3*	280	211
1986	Bobby Collins	6-5-0	5-3*	245	282
1987	Season Cancelled	-	-	-	-
1988	Season Cancelled	-	-	-	-
1989	Forrest Gregg	2-9-0	0-8 (9th)	187	499
1990	Forrest Gregg	1-10-0	0-8 (9th)	197	426
1991	Tom Rossley	1-10-0	0-8 (9th)	141	359
1992	Tom Rossley	5-6-0	2-5 (T-6th)	212	276
1993	Tom Rossley	2-7-2	1-5-1 (T-7th)	206	277
1994	Tom Rossley	1-9-1	0-6-1 (7th)	197	343
1995	Tom Rossley	1-10-0	0-7 (8th)	132	352
1996	Tom Rossley	5-6-0	4-4 (4th+)	246	267
1997	Mike Cavan	6-5	5-3 (T2nd+)	247	237
1998	Mike Cavan	1-1#	0-1	34	43
1999	Mike Cavan	4-6	3-3 (5th)	193	235
2000	Mike Cavan	3-9	2-6 (T-6th)	181	352
2001	Mike Cavan	4-7	4-4 (6th)	226	295
2002	Phil Bennett	3-9	3-5 (T-6th)	207	378
2003	Phil Bennett	0-12	0-8 (10th)	134	386
2004	Phil Bennett	3-8	3-5 (T-6th)	202	420
2005	Phil Bennett	5-6	4-4 (T-3rd)	229	280
2006	Phil Bennett	6-6	4-4 (4th)	325	294
2007	Phil Bennett	1-11	0-8 (6th)	340	477
2008	June Jones	1-11	0-8 (6th)	256	458
2009	June Jones	8-5	6-2 (T-1st)	380	359
2010	June Jones	7-7	6-2 (T-1st&)	360	359
2011	June Jones	8-5	5-3 (3rd)	336	300
2012	June Jones	7-6	5-3 (4th)	397	334
2013	June Jones	5-7	4-4 (5th)	321	400
2014	Jones-Mason	1-11	1-7 (11th)	133	496
2015	Chad Morris	2-10	1-7 (T-10th)	333	548
2016	Chad Morris	5-7	3-5 (8)	332	435
2017	Morris-Dykes	7-6	4-4	492	477
2018	Sonny Dykes	5-7	4-4	365	423
2019	Sonny Dykes	10-3	6-2	544	434
2020	Sonny Dykes	7-3	4-3	386	309
Totals		507-547-54	296-357-31	20,914	22,153

10 games vacated due to use of an ineligible player;

* Ineligible for conference championship;

+ Western Athletic Conference Mountain Division; 2005-2012 - C-USA Western Division;
& Played in 2010 C-USA Championship Game at UCF

RECORDS OF SMU COACHES

Coach	Years	Yrs.	Games	W	L	T	Pct.
Ray Morrison	1915-16, 1922-34	15	150	84	44	22	.633
*J. Burton Rix	1917-21	5	42	16	19	7	.464
Madison Bell	1935-41, 1945-49	12	127	79	40	8	.653
James H. Stewart	1942-44	3	30	10	18	2	.366
H.N. Russell	1950-52	3	30	13	15	2	.466
Chalmer Woodard	1953-56	4	40	19	20	1	.487
Bill Meek	1957-61	5	50	17	29	4	.388
Hayden Fry	1962-72	11	116	49	66	1	.426
Dave Smith	1973-75	3	33	16	15	2	.515
Ron Meyer	1976-81	6	67	34	32	1	.514
Bobby Collins	1982-86	5	58	43	14	1	.750
Forrest Gregg	1989-90	2	22	3	19	0	.136
Tom Rossley	1991-96	6	66	15	48	3	.250
Mike Cavan	1997-2001	5	46	18	28	0	.391
Phil Bennett	2002-07	6	70	18	52	0	.257
June Jones	2008-14	7	79	36	43	0	.456
*Tom Mason	2014	1	10	1	9	0	.100
Chad Morris	2015-17	3	37	14	23	0	.378
#Sonny Dykes	2017-	3	36	22	14	0	.611

*Rix-Cunningham-Kelly in 1921 | *Served as Interim Head Coach in 2014

#Sonny Dykes coached 2017 bowl game



SERIES HISTORIES

Abilene Christian (1-0)

1925 W 52-7

Air Force (2-4)

1961^A W 9-7
1962^A L 20-25
1963^A W 10-0
1969^A L 22-26
1971 L 0-30
1998 L 7-31

Alabama (0-2)

1976 L 3-56
Sun Bowl
1983 L 7-28

Arizona (1-1)

1938^A W 29-7
1985 L 6-28

Arizona State (0-1)

1986 L 0-30

Arkansas (31-37-5)

1920^A L 0-6
1921^{*} L 0-14
1922 L 0-9
1923^A W 13-6
1924 T 14-14
1925^A T 0-0
1931 W 42-6
1932^A W 13-7
1933 L 0-3
1934^A W 10-6
1935 W 17-6
1936^A L 0-17
1937^{*} L 0-13
1938^A W 19-6
1939[#] L 0-14
1940^A W 28-0
1941 W 14-7
1942^A W 14-6
1943[%] L 12-14
1944^A W 20-12
1945^A W 21-0
1946 L 0-13
1947^A W 14-6
1948 W 14-12
1949^A W 34-6
1950[#] W 14-7
1951^A W 47-7
1952 W 27-17
1953^A W 13-7
1954 W 21-14
1955^A L 0-6
1956[#] L 13-27
1957^A W 27-22
1958 L 6-13
1959^A L 14-17
1960 L 3-26
1961^A L 7-21
1962[#] L 7-9
1963^A W 14-7
1964 L 0-44
1965^A L 3-24
1966 L 0-22
1967^A L 17-35
1968[#] L 29-35
1969^A L 15-28
1970 L 3-36
1971^A L 13-18
1972 W 22-7
1973^A T 7-7
1974[#] T 24-24
1975^A L 7-35
1976⁺ W 35-31
1977 L 7-47
1978^A L 14-27
1979[#] L 7-31
1980^A W 31-7
1981 W 32-18
1982^A T 17-17
1983[#] W 17-0
1984^A W 31-28
1985 L 9-15
1986^A L 0-41
1989[#] L 24-38
1990^A L 29-42
1991[#] L 6-17
1992[#] W 24-19
1993^A L 6-10
1994[#] L 14-34
1995^A W 17-14
1996 W 23-10

1997⁺ W 31-9
1998[#] L 17-44
1999^A L 0-26

^{*} at Fort Smith, Ark.
[#] at Little Rock, Ark.
[%] at San Antonio, Texas
⁺ at Shreveport, La.

Arkansas State (3-1)

2006^A W 55-9
2007 L 28-45
2017^A W 44-21
2019 W 37-30

Army (0-3)

1928 L 13-14
1967^A L 6-24

Armed Forces Bowl

2010^A L 14-16

Auburn (3-0)

1940^A W 20-13
1941 W 20-7
1968 W 37-28

Austin College (9-4-1)

1915^A L 0-21
1916^A T 0-0
1917 W 20-0
1918^A W 19-0
1919^A W 41-0
1920^A L 0-43
1921^A L 6-17
1922^A L 7-10
1923^A W 10-3
1924^A W 7-0
1929^A W 16-0
1930^A W 34-0
1934^A W 33-0
1935^A W 60-0

Baylor (36-39-7)

1916^A L 0-61
1917^A T 0-0
1918^A W 14-0
1919 T 7-7
1920^A T 0-0
1921 L 0-28
1922^A L 0-24
1923^A W 16-0
1924^A T 7-7
1925^A W 7-6
1926^A W 31-3
1927^A W 34-0
1928 L 0-2
1929^A W 25-6
1930 T 14-14
1931^A W 6-0
1932 L 0-19
1933^A L 7-13
1934 L 6-13
1935^A W 10-0
1936 L 7-13
1937^A W 13-7
1938 W 21-6
1939^A W 21-0
1940 W 7-4
1941^A W 14-0
1942 T 6-6
1945 W 34-0
1946^A W 35-0
1947 W 10-0
1948^A W 13-6
1949^A L 26-35
1950^A L 0-3
1951 L 13-14
1952^A T 7-7
1953 L 21-27
1954^A L 21-33
1955 W 12-0
1956^A L 0-26
1957 W 14-7
1958^A W 33-29
1959 W 30-14
1960^A L 7-20
1961 L 6-31
1962^A L 13-17
1963 L 6-20
1964^A L 13-16
1965 L 10-20
1966^A W 24-22
1967 W 16-10
1968^A W 33-17
1969 W 12-6
1970^A W 23-10

1971 W 20-6
1972^A W 12-7
1973 W 38-22
1974^A L 14-31
1975 W 34-31
1976 L 20-27
1977 L 6-9
1978 W 28-21
1979^A L 21-24
1980 L 28-32
1981^A W 37-20
1982 W 22-19
1983^A W 42-26
1984 W 24-20
1985^A L 14-21
1986 W 27-21
1989^A L 3-49
1990 L 17-52
1991^A L 7-45
1992 L 7-49
1993^A L 12-31
1994 L 10-44
1995^A L 7-48
2003 L 7-10
2005^A L 23-28
2012 L 24-59
2014 L 0-45
2015^A L 21-56
2016 L 13-40

Boise State (0-2)

2003^A L 3-45
2004 L 20-38

Boston College (1-0)

1986 W 31-29

Brigham Young (0-3)

Holiday Bowl
1980 L 45-46
1996 L 3-31
1997^A L (OT) 16-19

Burleson (1-0)

1919^A W 26-6

California (1-0)

1957 W 13-6

Cal State-Northridge (1-0)

1999^A W 58-16

Centenary (2-4)

1926^A W 37-0
1927 L 12-21
1931^A W 19-0
1932^A L 7-18
1933^A L 0-7
1937^A L 6-7

Cincinnati (1-4)

2013 L 28-25
2014^A L 3-41
2017 W (OT) 31-28
2018^A L (OT) 20-26
2020^A L 13-42

Colorado State (0-1)

1998^A L 10-32

Connecticut (5-0)

1989^A W 31-30
2013^A W 38-21
2014 W 27-20
2017^A W 49-28
2018 W 62-50

Corpus Christi Navy (1-1)

1942^A W 21-6
1945 L 7-22

Dallas University (1-1-1)

1915^A W 7-0
1916^A L 6-14
1917^A T 7-7

Daniel Baker (2-2)

1915^A L 0-30
1916^A L 0-27
1919^A W 6-0
1920^A W 70-0

Drake (1-0)

1925 W 21-6

Duke (0-2)

1952^A L 7-14
1956 L 6-14

East Carolina (4-5)

2005^A L 17-24
2006 L 21-38
2009^A W 28-21
2010 W (OT) 45-38
2014 L 24-45
2015^A L 23-49
2016 W 55-31
2019^A W 59-51
2020 L 38-52

FAU (0-1)

Boca Raton Bowl
2019 L 28-52

Florida (2-2)

1964 L 8-24
1972 W 21-14
1975 L 14-40
1978 W 35-25

Fordham (1-2)

1934^A W 26-14
1936 L 0-7
1941 L 10-16

Fresno State (2-5)

1999^A W 24-14
2000 L 7-14
2001^A L 13-38
2002 L 7-30
2003^A L 11-20
2004 L 0-42

Sheraton Hawaii Bowl

2012 W 43-10

Georgia (0-1)

Cotton Bowl
1966 L 9-24

Georgia Tech (2-8-1)

1950^A W 33-13
1951 L 7-21
1952^A L 7-20
1953 L 4-6
1954^A L 7-10
1955 L 7-20
1956^A L 7-9
1957 T 0-0
1958^A W 20-0
1959 L 12-16
1969 L 21-24

Grambling (2-0)

1981^A W 59-27
1983 W 20-13

Hardin-Simmons (3-1-1)

1920^A T 0-0
1928^{*} W 6-0
1931^A W 27-10
1935^A W 18-6
1942[%] L 6-7

^{*} at Wichita Falls, Texas
[%] at San Antonio, Texas

Hawaii (1-4)

1998 W 28-0
1999^A L 0-20
2000 L 15-30
2001^A L (OT) 31-38
2002 L 10-42

Henderson-Brown (1-0)

1923 W 33-0

Hendrix (1-0)

1915 W 13-2

Houston (13-21-1)

1975 W 26-16
1976^A L 6-29
1977 W 37-23
1978^A L 28-42
1979 L 10-37
1980^A L 11-13
1981 W 38-22
1982^A W 20-14
1983 W 34-12
1984^A L 20-29
1985 W 37-13

1986^A W 10-3
1989 L 21-95
1990^A L 17-44
1991 L 20-49
1992^A W 41-16
1993 T 28-28
1994^A L 33-39
1995 L 15-38
2000 L 15-17
2005 W 29-24
2006^A L 27-37
2007 L 28-38
2008^A L 38-44
2009 L 15-38
2010^A L 20-45
2011 L 7-37
2012^A W 72-42
2013 L 0-34
2014^A L 9-35
2015 L 28-49
2016^A W 38-16
2017 L 22-35
2018^A W 45-31
2019 W 34-31
2020^A Canceled

Houston Baptist (1-0)

2018^A W 63-27

Howard Payne (5-2-1)

1917^A L 7-14
1919^A L 9-14
1920^A W 14-0
1921^A W 3-0
1927^A W 32-0
1928^A W 31-0
1929^A T 13-13
1930^A W 26-0

Illinois (1-1)

1965 L 0-42
1966^A W 26-7

Indiana (1-0)

1930 W 27-0

James Madison (0-1)

2015^A L 45-48

Kansas (4-2)

1952^A L 0-26
1953 W 14-6
1954^A W 36-18
1955 W 33-14
1999 L 9-27
2000^A W 31-17

Kentucky (1-0)

1949 W 20-7

Lackland AFB (1-0)

1945 W 51-0

Liberty (1-0)

2016^A W 29-14

Louisiana State (1-0-1)

1922^A W 51-0
1934 T 14-14

Louisiana Tech (1-4)

2001^{*} L 6-36
2002^A W 37-34
2003 L 6-41
2004^A L 10-41

DXL Frisco Bowl

2017 L 10-51

^{*} at Shreveport, La.

Louisville (2-0)

1983^A W 24-6
1984 W 41-7

Love Field (1-0)

1918 W 6-0

Marquette (1-1)

1938^{*} L 0-7
1939^A W 16-0

^{*} at Chicago, Ill.

Marshall (2-2)

2005 L (OT) 13-16
2006^A W 31-21



OUTLOOK	PLAYERS	COACHES	OPPONENTS	REVIEW	RECORDS	HISTORY	MEDIA
---------	---------	---------	-----------	--------	---------	---------	-------

2009	L	31-34
2010 ^A	W	31-17

Maryland (0-2)

1961 ^A	L	6-14
1962	L	0-7

Memphis (4-9)

1976	L	13-27
2007	L (3OT)	52-55
2008 ^A	L	26-31
2011	W	42-0
2012 ^A	W	44-13
2013	W	34-29
2014 ^A	L	10-48
2015	L	0-63
2016 ^A	L	7-51
2017	L	45-66
2018 ^A	L	18-28
2019	L	48-54
2020 ^A	W	30-27

Meridian (1-0)

1917	W	20-7
------	---	------

Miami (Fla.) (1-0)

1965	W	7-3
------	---	-----

Michigan (0-2)

1963	L	16-27
2018	L	20-45

Michigan State (0-1)

1969	L	15-23
------	---	-------

Minnesota (0-1)

1967	L	3-23
------	---	------

Mississippi (1-2)

1929	W	52-0
1997	L	15-23
1998 ^A	L (OT)	41-48

Missouri (13-8-2)

1926	T	7-7
1927 ^A	W	32-9
1945 ^A	L	7-10
1946	W	17-0
1947 ^A	W	35-19
1948	L	14-20
1949 ^A	W	28-27
1950	W	21-0
1951 ^A	W	34-0
1952	W	25-7
1953 ^A	W	20-7
1954	W	25-6
1955	W	13-6
1956 ^A	W	33-27
1957 ^A	L	6-7
1958	W	32-19
1959 ^A	W	23-2
1960	L	0-20
1967	L	0-21
1971	L	12-24
1973 ^A	L	7-17
1993	T	10-10
1996 ^A	L	26-27

Missouri Mines (1-0)

1923	W	35-0
------	---	------

Montana State (1-0)

2013 ^A	W	31-30
-------------------	---	-------

Navy (9-13)

1930 ^A	W	20-7
1931	W	13-6
1959 ^A	W	20-7
1960 [#]	L	7-26
1963 ^A	W	32-28
1966 ^A	W	21-3
1993	W	42-13
1995 ^A	L	2-33
1996	L	17-19
1997 ^A	L	16-46
1998	W	24-11
2002 ^A	L	7-38
2008	L	7-34
2009 ^A	L (OT)	35-38
2010	L	21-28
2011 ^A	L	17-24
2015	L	14-55
2016 ^A	L	31-75
2017	L	40-43
2018 ^A	W (OT)	31-30
2019	L	28-35
2020 ^A	W	51-37

* at Baltimore, Md.

at Norfolk, Va.

Nebraska (0-1-1)

1929	T	0-0
1932 ^A	L	14-21

Nevada (3-3)

2000 ^A	W	21-7
2001	L	14-35
2002 ^A	L	6-24
2003	L	9-12
2004 ^A	W	38-20

Sheraton Hawaii Bowl

2009 [*]	W	45-10
-------------------	---	-------

* at Honolulu, Hi.

Nevada-Las Vegas (2-0)

1984	W	38-21
1998 ^A	W	10-7

New Mexico (3-1)

1992	W	20-13
1994 ^A	W	34-31
1996 ^A	W	52-31
1997	L	15-22

New Mexico State (3-0)

1970 ^A	W	34-21
1971 ^A	W	28-25
1972 ^A	W	55-6

Northwestern (1-0)

1970	W	21-20
------	---	-------

Northwestern State (1-0)

2011 ^A	W	40-7
-------------------	---	------

North Carolina (0-2)

1994 ^A	L	24-28
2001	L	10-19

North Carolina State (1-2)

1968 ^A	W	35-14
2000	L	0-41
2001 ^A	L	17-26

North Texas (33-6-1)

1922 ^A	W	66-0
1923 ^A	W	41-0
1924 ^A	W	7-0
1925 ^A	W	48-0
1926 ^A	W	42-0
1927 ^A	W	68-0
1928 ^A	W	60-6
1929 ^A	W	13-3
1931 ^A	W	13-0
1932 ^A	T	0-0
1933 ^A	L	0-7
1934 ^A	W	33-0
1935 ^A	W	39-0
1936 ^A	W	6-0
1937 ^A	W	14-0
1938 ^A	W	34-7
1939 ^A	W	16-0
1940 ^A	W	20-7
1941 ^A	W	54-0
1942 ^A	W	26-7
1974 ^A	W	7-6
1976 ^A	W	38-31
1977 ^A	L	13-24
1979 ^A	W	20-9
1980 ^A	W	28-9
1981 ^A	W	34-7
1982 ^A	W	38-10
1984 ^A	W	24-6
1989 ^A	W	35-9
1990	L	7-14
1992 ^A	W	28-14
2006	L	6-24
2007 ^A	W	45-31
2014	L	6-43
2015 ^A	W	31-13
2016	W	34-21
2017 ^A	W	54-32
2018	L	23-46
2019 ^A	W	49-27
2020	W	65-35

Notre Dame (3-10)

1930	L	14-20
1939	L	19-20
1949 ^A	L	20-27
1951	W	27-20
1953	L	14-40
1954 ^A	L	14-26
1955	L	0-17
1956 ^A	W	19-13
1957 ^A	L	21-54
1958 ^A	L	6-14

Aloha Bowl

1984	W	27-20
1986	L	29-61
1989	L	6-59

Ohio State (1-7-1)

1950	W	32-27
1951	L	0-7
1958	L	20-23
1960	L	0-24
1964	L	8-27
1968	L	14-35
1974	L	9-28
1977 ^A	L	7-35
1978	T	35-35

Oklahoma (1-5-1)

1925 ^A	L	0-9
1939	T	7-7

Astro/Bluebonnet Bowl

1968	W	28-27
1970 ^A	L	11-28
1971	L	0-30
1985	L	13-35
1995	L	10-24

Oklahoma State (6-4-2)

1922 ^A	W	32-6
1923 ^A	W	9-0
1924 ^A	T	13-13
1933 ^A	T	7-7
1934 ^A	W	41-0
1945 ^A	L	12-26
1946	W	15-6
1947	W	21-14
1950 ^A	W	56-0
2002	L	16-52
2003 ^A	L	6-52
2004	L	7-59

Oregon (1-1)

1948	W	21-13
------	---	-------

Sun Bowl

1963	L	14-21
------	---	-------

Oregon State (2-0)

1973	W	35-16
1974 ^A	W	37-30

Pacific (1-0)

1941	W	34-0
------	---	------

Penn State (0-1-1)

1947	T	13-13
1978	L	21-26

Pittsburgh (3-2-1)

1938	L	7-34
1940	T	7-7
1942	L	7-20
1948	W	33-14

Cotton Bowl

1982	W	7-3
------	---	-----

BBVA Compass Bowl

2011	W	28-6
------	---	------

Purdue (0-1-1)

1965 ^A	T	14-14
1966	L	23-35

Randolph Field (0-1)

1944	L	0-41
------	---	------

Rice (48-41-1)

1916	L	3-146
1918	L	0-13
1919	L	14-21
1920 ^A	L	0-10
1921 ^A	L	0-7
1926 ^A	W	20-0
1927	W	34-6
1928 ^A	W	53-13
1929 ^A	W	34-0
1930	W	32-0
1931	W	21-12
1932 ^A	L	0-13
1933	W	13-7
1934	L	0-9
1935 ^A	W	10-0
1936	W	9-0
1937 ^A	L	7-15
1938	L	14-25
1939 ^A	W	13-6
1940	W	7-6
1941 ^A	L	0-6
1942	L	7-13
1943 ^A	W	12-0

1944	L	10-21
1945 ^A	W	21-18
1946	L	7-21
1947 ^A	W	14-0
1948	W	33-7
1949 ^A	L	27-41
1950	W	42-21
1951 ^A	L	7-28



OUTLOOK	PLAYERS	COACHES	OPPONENTS	REVIEW	RECORDS	HISTORY	MEDIA
---------	---------	---------	-----------	--------	---------	---------	-------

1981 ^A	L	7-9
1982	W	30-17
1983 ^A	L	12-15
1984	L	7-13
1985 ^A	W	44-14
1986	L	24-27
1989 ^A	L	13-45
1990	L	3-52
1991 ^A	L	0-34
1992	L	14-35
1993 [*]	L	10-37
1994	L	20-42
1995 ^A	L	10-35

^{*} at San Antonio, Texas

Texas-Arlington (5-1)		
1943 ^A	L	6-20
1944 ^A	W	49-0
1964 ^A	W	14-0
1980 ^A	W	52-16
1981 ^A	W	48-0
1983 ^A	W	34-0

Texas-El Paso (UTEP) (12-8)		
1932	W	26-0
1933 ^A	W	27-6
1982	W	31-10
1985 ^A	W	35-23
1996	W	30-0
1997 ^A	W	28-14
1999	L	28-42
2000	L	20-37
2001 ^A	W	40-14
2002	W	42-35
2003 ^A	L	19-21
2004	L	27-57
2005 ^A	W	40-27
2006	L	21-24
2007 ^A	L (OT)	45-48
2008	L	10-36
2009 ^A	W	35-31
2010	L	14-28
2011 ^A	W	28-17
2012	W	17-0

Texas A&I (1-0)		
1936 ^A	W	61-0

Texas A&M (29-45-7)		
1916 ^A	L	0-62
1919	L	0-16
1920 ^A	L	0-3
1921 ^A	L	0-13
1922 ^A	W	17-6
1923	W	10-0
1924 ^A	T	7-7
1925	L	0-7
1926 ^A	W	9-7
1927	L	13-39
1928 ^A	T	19-19
1929	W	12-7
1930 ^A	W	13-7
1931	W	8-0
1932 ^A	T	0-0
1933	W	19-0
1934 ^A	W	28-0
1935	W	24-0
1936 ^A	L	6-22
1937	L	0-14
1938 ^A	W	10-7
1939	L	2-6
1940 ^A	L	7-19
1941	L	10-21
1942 ^A	L	20-27
1943	L	0-22
1944 ^A	L	6-39
1945	L	0-3
1946 ^A	L	0-14
1947	W	13-0
1948 ^A	W	20-14
1949	T	27-27
1950 ^A	L	20-25
1951	T	14-14
1952 ^A	W	21-13
1953	W	23-0
1954 ^A	W	6-3
1955	L	2-13
1956 ^A	L	7-33
1957	L	6-19
1958 ^A	W	33-0
1959	W	14-11
1960 ^A	T	0-0
1961	L	12-25
1962 ^A	L	7-12
1963	W	9-7
1964 ^A	L	0-23
1965	W	10-0
1966 ^A	W	21-14
1967	W	20-17

1968 ^A	W	36-23
1969	L	10-20
1970 ^A	W	6-3
1971	L	10-27
1972 ^A	L	17-27
1973	L	10-45
1974 ^A	W	18-14
1975	L	3-36
1976 ^A	L	0-36
1977	L	21-38
1978 ^A	L	17-20
1979	L	14-47
1980 ^A	W	27-0
1981	W	27-7
1982 ^A	W	47-9
1983	W	10-7
1984 ^A	W	28-20
1985	L	17-19
1986 ^A	L	35-39
1989	L	14-63
1990 ^A	L	17-38
1991	L	6-65
1992 ^A	L	7-41
1993	L	13-37
1994 ^A	T	21-21
1995	L	17-20
2005	L	8-66
2011	L	14-46
2012 ^A	L	3-48
2013	L	13-42
2014 ^A	L	6-58

^{*} at San Antonio, Texas

TCU (41-51-7)		
1915	L	0-43
1916 ^A	L	3-48
1917	L	0-21
1918 ^A	W	forfeit
1921	L	6-13
1922	T	0-0
1923 ^A	W	40-0
1924	W	6-0
1926 ^A	W	14-13
1927	W	28-6
1928 ^A	L	6-15
1929	T	7-7
1930 ^A	L	0-13
1931	T	0-0
1932 ^A	L	0-8
1933	L	6-26
1934 ^A	W	19-0
1935	W	20-14
1936 ^A	T	0-0
1937	L	0-3
1938 ^A	L	7-20
1939	W	14-7
1940 ^A	W	16-0
1941	L	13-15
1942 ^A	L	6-14
1943	W	20-0
1944 ^A	W	9-6
1945	W	34-0
1946 ^A	W	30-13
1947	T	19-19
1948 ^A	T	7-7
1949	L	13-21
1950 ^A	L	13-27
1951	L	2-13
1952 ^A	L	7-14
1953	L	0-13
1954 ^A	W	21-6
1955	L	13-20
1956 ^A	L	6-21
1957	L	0-21
1958 ^A	W	20-13
1959	L	0-19
1960 ^A	L	0-13
1961	T	28-28
1962 ^A	L	9-14
1963	L	15-22
1964 ^A	L	6-17
1965	L	7-10
1966	W	21-0
1967 ^A	W	28-14
1968	W	21-14
1969 ^A	W	19-17
1970	L	17-26
1971 ^A	L	16-18
1972	W	35-22
1973 ^A	W	21-19
1974	W	33-13
1975 ^A	W	28-13
1976 ^A	W	34-14
1977	W	45-21
1978 ^A	W	45-14
1979	W	27-7
1980 ^A	W	17-14
1981	W	20-9
1982 ^A	W	16-13

1983	W	21-17
1984 ^A	W	26-17
1985	W	56-21
1986 ^A	W	31-21
1989	L	10-28
1990 ^A	L	21-42
1991	L	10-18
1992 ^A	W	21-9
1993	W	21-15
1994 ^A	L	14-35
1995	L	16-19
1996 ^A	W	27-24
1997	L	18-21
1998 ^A	W	10-6
1999	L	0-21
2000 ^A	L	7-62
2001 ^A	L	10-38
2002	L	6-17
2003 ^A	L	13-20
2004	L	0-44
2005 ^A	W	21-10
2007	L	7-21
2008 ^A	L	7-48
2009	L	14-39
2010 ^A	L	24-41
2011	W (OT)	40-33
2012 ^A	L	16-24
2013	L	17-48
2014 ^A	L	0-56
2015	L	37-56
2016 ^A	L	3-33
2017	L	35-56
2018 ^A	L	12-42
2019	W	41-38
2020 ^A	Canceled	

Texas State (3-0)		
2008 ^A	W	47-36
2019 ^A	W	47-17
2020	W	31-24

Texas Tech (16-33)		
1932	L	0-6
1933	W	14-0
1943 ^A	L	6-7
1944	W	7-6
1946 ^A	L	0-7
1948 ^A	W	41-6
1959 ^A	W	21-13
1960	L	7-28
1961 ^A	W	8-7
1962	W	14-0
1963 ^A	L	6-13
1964	L	0-12
1965 ^A	L	24-26
1966	W	24-7
1967 ^A	L	7-21
1968	W	39-18
1969 ^A	L	24-27
1970	L	10-14
1971	W	18-17
1972 ^A	L	3-17
1973	L	14-31
1974 ^A	L	17-20
1975	L	20-37
1976	L	7-34
1977 ^A	L	7-45
1978	L	16-19
1979 ^A	W	35-10
1980	L	0-14
1981 ^A	W	30-6
1982	W	34-27
1983 ^A	W	33-7
1984	W	31-0
1985 ^A	W	9-7
1986	W	13-7
1989 ^A	L	24-48
1990	L	7-62
1991 ^A	L	14-38
1992	L	25-39
1993 ^A	L	24-41
1994	L	7-35
1995 ^A	L	14-45
2002 ^A	L	14-24
2003	L	10-58
2004 ^A	L	13-27
2006	L	3-35
2007 ^A	L	9-49
2008	L	7-43
2010	L	27-35
2013 ^A	L	23-41

Trinity (Texas) (6-2)		
1915 ^A	L	0-14
1916 ^A	L	6-14
1917 ^A	W	20-0
1919 ^A	W	46-6
1920 ^A	W	38-7

1924 ^A	W	14-3
1926 ^A	W	48-0
1928 ^A	W	60-7

Tulane (14-13)		
1943	L	6-12
1944	L	7-27
1945	L	7-19
1977 ^A	W	28-23
1979	L	17-24
1980	W	31-21
1982 ^A	W	51-7
1990	L	7-43
1991	W	31-17
1992 ^A	L	12-13
1998 ^A	L	21-31
1999	L	19-53
2000 ^A	L	17-29
2005 ^A	L	10-31
2006	W	33-28
2007 ^A	L (OT)	34-41
2008	L	27-34
2009 ^A	W	26-21
2010	W	31-17
2011 ^A	W	45-24
2012	L	26-27
2015 ^A	W	49-21
2016	W	35-31
2017 ^A	W	41-38
2018	W	27-23
2019 ^A	W	37-20
2020	W (OT)	37-34

Tulsa (15-12)		
1935	W	14-0
1943 ^A	L	7-20
1991 ^A	L	26-31
1996 ^A	W	17-10
1997	W	42-41
1998 ^A	W	33-3
1999	W	28-14
2000 ^A	W	24-20
2001	W	24-14
2002 ^A	W	24-21
2003	L	16-35
2004 ^A	W (OT)	41-35
2005	L	13-20
2006 ^A	W	34-24
2007	L	23-29
2008 ^A	L	31-37
2009	W	27-13
2010 ^A	W	21-18
2011	L	7-38
2012 ^A	W	35-27
2014	L	28-38
2015 ^A	L	31-40
2016	L (OT)	40-43
2017 ^A	W	38-34
2018	L	24-27
2019 ^A	W (3OT)	43-37
2020	L	24-28

UAB (4-0)		
2005	W	28-27
2006 ^A	W	22-9
2009	W	35-33
2010 ^A	W	28-7

UCF (1-8)		
2007 ^A	L	20-49
2008	L	17-31
2010	L	7-17
2011 ^A	W	38-17
2012	L	17-42
2013 ^A	L	13-17

2014	L	7-53
2017 ^A	L	24-31
2018	L	



YEAR-BY-YEAR RESULTS

1915 (2-5)

10/8	at TCU	L	0-43
10/14	Hendrix	W	13-2
	Austin College	L	0-21
11/4	Dallas University	W	7-0
11/12	Daniel Baker	L	0-30
	Southwestern	L	0-21
11/25	Trinity (Texas)	L	0-14

Coach: Ray Morrison

Captain: J.A. Barton

1916 (0-8-2)

9/30	at Texas	L	0-74
10/7	at Baylor	L	0-61
10/14	TCU	L	3-48
10/21	at Texas A&M	L	0-62
10/30	Dallas University	L	6-14
11/4	Austin College	T	0-0
11/10	Daniel Baker	L	0-27
11/17	at Rice	L	3-146
11/24	Trinity (Texas)	L	6-14
12/1	at Southwestern	T	9-9

Coach: Ray Morrison

Captain: B.C. Glenn

1917 (3-2-3)

10/6	Meridian	W	20-7
10/13	at Austin College	W	20-0
10/20	at TCU	L	0-21
10/27	Dallas University	T	7-7
11/3	Trinity (Texas)	W	20-0
11/10	Howard Payne	L	7-14
11/17	Baylor	T	0-0
11/29	Southwestern	T	0-0

Coach: J. Burton Rix

Captain: Douglas I. Maxwell

1918 (4-2)

10/19	Austin College	W	19-0
10/26	TCU (forfeit)	W	1-0
11/2	Love Field	W	6-0
11/9	Baylor *	W	14-0
11/23	at Texas *	L	0-32
11/30	at Rice *	L	0-13

Coach: J. Burton Rix

Captain: Horace Renshaw

1919 (5-4-1)

9/27	Burleson	W	26-6
10/4	Wesley	W	7-6
10/11	Texas A&M *	L	0-16
10/18	Daniel Baker (forfeit)	W	6-0
10/25	Howard Payne	L	9-14
11/1	Austin College	W	41-0
11/8	at Rice *	L	14-21
11/15	Trinity (Texas)	W	46-6
11/22	at Baylor *	T	7-7
11/27	at Southwestern	L	6-10

Coach: J. Burton Rix

Captain: Graham L. Pierce

1920 (3-5-2)

9/25	Daniel Baker	W	70-0
10/2	Simmons (Texas)	T	0-0
10/9	Texas A&M *	L	0-3
10/15	Howard Payne	W	14-0
10/22	Arkansas *	L	0-6
10/30	Trinity (Texas)	W	38-7
11/6	Rice *	L	0-10
11/13	Texas *	L	3-21
11/20	Austin College	L	0-43
11/27	Baylor *	T	0-0

Coach: J. Burton Rix

Captain: John Lee Brooks

1921 (1-6-1)

10/1	Howard Payne	W	3-0
10/12	Texas A&M *	L	0-13
10/21	Austin College	L	6-17
10/29	*Arkansas *	L	0-14
11/5	Rice *	L	0-7
11/12	TCU	L	6-13
11/19	Southwestern	T	0-0
11/24	at Baylor *	L	0-28

^ At Ft. Smith, Ark.

Coaches: J. Burton Rix, Bill Cunningham, Choc Kelly

Captain: Jimmy Kitts

1922 (6-3-1)

9/30	SMU Freshmen	W	16-0
10/7	North Texas St.	W	66-0
10/14	Louisiana St.	W	51-0
10/20	Austin College	L	7-10
10/28	Oklahoma A&M	W	32-6
11/4	Southwestern	W	46-14
11/11	Texas A&M *	W	17-6
11/18	at Arkansas *	L	0-9
11/30	Baylor *	L	0-24
12/9	at TCU	T	0-0

Coaches: Ray Morrison, E.Y. Freeland

Captain: John McLean Brooks

1923 (9-0) SWC CHAMPIONS

2/29	North Texas St.	W	41-0
10/6	Henderson-Brown	W	33-0
10/10	Austin College	W	10-3
10/16	Missouri Mines	W	35-0
10/26	at Texas A&M *	W	10-0
11/4	TCU *	W	40-0
11/10	Arkansas *	W	13-6
11/17	Oklahoma A&M	W	9-0
11/29	Baylor *	W	16-0

Coaches: Ray Morrison, E.Y. Freeland

Captain: William Daniel

1924 (5-1-4)

9/27	North Texas St.	W	7-0
10/4	Trinity (Texas)	W	14-3
10/10	Austin College	W	7-0
10/17	Texas *	W	10-6
10/25	Texas A&M *	T	7-7
11/1	at TCU *	W	6-0
11/8	at Arkansas *	T	14-14
11/15	Baylor *	T	7-7
11/29	Oklahoma A&M	T	13-13

Dixie Classic

12/1	W. Virginia Wesleyan	L	7-9
------	----------------------	---	-----

Coach: Ray Morrison

Captain: Logan Stollenwerk

1925 (5-2-2)

9/26	North Texas St.	W	48-0
10/3	Abilene Christian	W	52-7
10/9	Washington (Mo.)	W	20-6
10/16	at Texas A&M *	L	0-7
10/24	Oklahoma	L	0-9
10/31	Texas *	T	0-0
11/7	Arkansas *	T	0-0
11/14	Baylor *	W	7-6
11/26	Drake	W	21-6

Coach: Ray Morrison

Captain: James Magness

1926 (8-0-1) SWC CHAMPIONS

9/24	North Texas St.	W	42-0
10/2	Trinity (Texas)	W	48-0
10/8	Centenary	W	37-0
10/16	at Missouri	T	7-7
10/23	Texas A&M *	W	9-7
10/30	at Texas *	W	21-17
11/6	Rice *	W	20-0
11/13	Baylor *	W	31-3
11/25	TCU *	W	14-13

Coach: Ray Morrison

Captains: Stanley Dawson, Howard Wade

1927 (7-2)

9/24	North Texas St.	W	68-0
10/1	Howard Payne	W	32-0
10/8	at Centenary	L	12-21
10/14	at Rice *	W	34-6
10/22	Missouri	W	32-9
10/28	Texas *	W	14-0
11/5	at Texas A&M *	L	13-39
11/12	Baylor *	W	34-0
11/24	at TCU *	W	28-6

Coach: Ray Morrison

Captains: Gerald Mann, Robert E. Tatum

1928 (6-3-1)

9/22	North Texas St.	W	60-6
9/29	Howard Payne	W	31-0
10/6	at Army	L	13-14
10/13	*Simmons (Texas)	W	6-0
10/20	Rice *	W	53-13
10/27	Trinity (Texas)	W	60-7
11/3	at Texas *	W	6-2
11/10	Texas A&M *	T	19-19
11/17	at Baylor *	L	0-2
11/24	TCU *	L	6-15

^ At Wichita Falls, Texas

Coach: Ray Morrison

Captain: Earl Baccus

1929 (6-0-4)

9/21	North Texas St.	W	13-3
9/28	Howard Payne	T	13-13
10/5	at Nebraska	T	0-0
10/11	Austin College	W	16-0
10/26	Mississippi	W	52-0
11/2	Texas *	T	0-0
11/9	at Texas A&M *	W	12-7
11/16	Baylor *	W	25-6
11/23	Rice *	W	34-0
11/30	at TCU *	T	7-7

Coach: Ray Morrison

Captain: H.J. "Choc" Sanders

1930 (6-3-1)

9/27	Howard Payne	W	26-0
10/4	at Notre Dame	L	14-20
10/10	Austin College	W	34-0
10/18	at Baylor *	T	14-14
10/25	Indiana	W	27-0
11/1	at Texas *	L	7-25
11/8	Texas A&M *	W	13-7
11/15	at Navy	W	20-7
11/22	at Rice *	W	32-0
11/29	TCU *	L	0-13

Coach: Ray Morrison

Captains: Ira Hopper, Louie Long, Malcolm Powell, Bill Skeeters

1931 (9-1-1) SWC CHAMPIONS

9/26	North Texas St.	W	13-0
10/3	Simmons (Texas)	W	27-10
10/10	at Arkansas *	W	42-6
10/17	at Rice *	W	21-12
10/24	Centenary	W	19-0
11/1	Texas *	W	9-7
11/7	at Texas A&M *	W	8-0
11/14	Baylor *	W	6-0
11/21	at TCU *	T	0-0
11/28	Navy	W	13-6
12/5	at St. Mary's	L	2-7

Coach: Ray Morrison


Captain: Alfred Neeley

1932 (3-7-2)

9/24	North Texas St.	T	0-0
10/1	at Texas Tech	L	0-6
10/8	Rice *	L	0-13
10/15	at Syracuse	W	16-6
10/22	Centenary	L	7-18
10/29	at Texas *	L	6-14
11/5	Texas A&M *	T	0-0
11/12	Arkansas *	W	13-7
11/19	Baylor *	L	0-19
11/26	TCU *	L	0-8
12/3	Nebraska	L	14-21
1/2	at Texas Mines	W	26-0

Coach: Ray Morrison

Captain: Howard Sprague



J.C. Wetsel, Harry Shuford & Maco Stewart served as tri-captains on the 1935 National Championship squad



OUTLOOK

PLAYERS

COACHES

OPPONENTS

REVIEW

RECORDS

HISTORY

MEDIA

1933 (4-7-1)

9/23	North Texas St.	L	0-7
9/29	Texas Tech	W	14-0
10/7	Texas Mines	W	27-6
10/14	at Rice *	W	13-7
10/21	Oklahoma A&M	T	7-7
10/28	at Arkansas *	L	0-3
11/4	Texas *	L	0-10
11/11	at Texas A&M *	W	19-0
11/18	Centenary	L	0-7
11/25	Baylor *	L	7-13
12/2	at TCU *	L	6-26
12/9	St. Mary's	L	6-18

Coach: Ray Morrison

Captain: Raymond Fuqua

1934 (8-2-2)

9/22	North Texas St.	W	33-0
9/29	Austin College	W	33-0
10/6	at Louisiana St.	T	14-14
10/13	at Rice *	L	0-9
10/20	Oklahoma A&M	W	41-0
10/27	Fordham	W	26-14
11/3	at Texas *	T	7-7
11/10	Texas A&M *	W	28-0
11/17	Arkansas *	W	10-6
11/24	at Baylor *	L	6-13
12/1	TCU *	W	19-0
12/8	at Washington (Mo.)	W	7-0

Coach: Ray Morrison

Captain: Raymond Fuqua

1935 (12-1)
NATIONAL CHAMPIONS
SWC CHAMPIONS

9/21	North Texas St.	W	39-0
9/28	Austin College	W	60-0
10/5	Tulsa	W	14-0
10/12	at Washington (Mo.)	W	35-6
10/19	Rice *	W	10-0
10/26	Hardin-Simmons	W	18-6
11/2	Texas *	W	20-0
11/9	at UCLA	W	21-0
11/16	at Arkansas *	W	17-6
11/23	Baylor *	W	10-0
11/30	at #2 TCU *	W	20-14
12/7	at Texas A&M *	W	24-0

Rose Bowl

1/1	Stanford	L	0-7
-----	----------	---	-----

Coach: Madison Bell

Captains: Harry Shuford, Marco Stewart, J.C. Wetsel

NCAA-Recognized National Championship

by Dickinson & Houlgate Systems

1936 (5-4-1)

9/26	North Texas St.	W	6-0
10/3	Texas A&I	W	60-0
10/10	at Fordham	L	0-7
10/17	Vanderbilt	W	16-0
10/31	at Texas [NR/19] *	W	14-7
11/7	Texas A&M [NR/12] *	L	6-22
11/14	Arkansas [NR/19] *	L	0-17
11/21	at Baylor *	L	7-13
11/28	TCU [18/NR] *	T	0-0
12/5	at Rice *	W	9-0

Coach: Madison Bell

Captains: Paschal Scottino, Johnny Sprague

1937 (5-6)

9/25	North Texas St.	W	14-0
10/2	Centenary	L	6-7
10/9	at Washington (Mo.)	W	14-0
10/13	Vanderbilt	L	0-6
10/23	*Arkansas *	L	0-13
10/30	Texas *	W	13-2
11/6	at Texas A&M *	L	0-14
11/13	Baylor [13/NR] *	W	13-7
11/20	at UCLA	W	26-13
11/27	at TCU [14/NR] *	L	0-3
12/4	Rice [18/NR] *	L	7-15

^ At Ft. Smith, Ark.

Coach: Madison Bell

Captains: Ray Acker, Joe Gray, Keith Ranspot

1938 (6-4)

9/24	North Texas St.	W	34-7
10/1	Arizona	W	29-7
10/7	Marquette (at Chicago)	L	0-7
10/22	at Pittsburgh [1/NR]	L	7-34
10/30	Texas *	W	7-6
11/5	at Texas A&M [19/NR] *	W	10-7
11/12	Arkansas *	W	19-6
11/19	at Baylor *	W	21-6
11/26	TCU [2/NR] *	L	7-20
12/3	at Rice *	L	14-25

Coach: Madison Bell

Captain: Charles Sprague

1939 (6-3-1)

9/30	at Oklahoma	T	7-7
10/7	North Texas St.	W	16-0
10/14	at Notre Dame	L	19-20
10/21	Marquette [NR/18]	W	16-0
11/4	Texas [NR/16] *	W	10-0
11/11	at Texas A&M [2/13] *	L	2-6
11/17	*Arkansas [NR/17] *	L	0-14
11/25	Baylor *	W	21-0
12/2	at TCU *	W	14-7
12/9	Rice *	W	13-6

^ At Little Rock, Ark.

Coach: Madison Bell

Captain: Chelsea Crouch

1940 (8-1-1)
SWC CO-CHAMPIONS

9/28	at UCLA	W	9-6
10/5	North Texas St.	W	20-7
10/12	at Pittsburgh	T	7-7
10/19	Auburn	W	20-13
11/2	at Texas [NR/15] *	W	21-13
11/9	Texas A&M [4/14] *	L	7-19
11/16	Arkansas [NR/20] *	W	28-0
11/23	at Baylor [NR/18] *	W	7-4
11/30	TCU [NR/16] *	W	16-0
12/7	at Rice [NR/16] *	W	7-6

Coach: Madison Bell

Captains: Will Mullinweg, Raymond Pope

1941 (5-5)

9/27	North Texas St.	W	54-0
10/4	at Fordham	L	10-16
10/11	*College of Pacific	W	34-0
10/18	#Auburn	W	20-7
11/1	Texas [2/20] *	L	0-34
11/8	at Texas A&M [5/NR] *	L	10-21
11/15	at Arkansas *	W	14-7
11/22	Baylor *	W	14-0
11/29	at TCU *	L	13-15
12/6	Rice *	L	0-6

^ At Tyler, Texas

At Birmingham, Ala.

Coach: Madison Bell

Captains: J. Ted Ramsey, Horace Young

1942 (3-6-2)

9/26	North Texas St.	W	26-7
10/3	at Pittsburgh	L	7-20
10/10	*Hardin-Simmons	L	6-7
10/17	Temple	T	6-6
10/24	Corpus Christi NAS	W	21-6
10/31	at Texas [NR/17] *	L	7-21
11/7	Texas A&M *	L	20-27
11/14	Arkansas *	W	14-6
11/20	at Baylor *	T	6-6
11/28	TCU *	L	6-14
12/5	at Rice *	L	7-13

^ At San Antonio, Texas

Coach: James H. Stewart

Captains: Clarence Booth, Orville Johnson,

Kelly Simpson

1943 (2-7)

9/25	Tulsa	L	7-20
10/9	NTAC	L	6-20
10/16	Rice *	W	12-0
10/23	at Tulane	L	6-12
10/30	Texas [12/NR] *	L	0-20
11/6	at Texas A&M [16/NR] *	L	0-22
11/13	*Arkansas *	L	12-14
11/20	Texas Tech	L	6-7
11/27	at TCU *	W	20-0

^ At San Antonio, Texas

Coach: James H. Stewart

Captains: Abel Gonzalez, Ray Rasor

1944 (5-5)

9/30	NTAC	W	49-0
10/7	Southwestern	W	16-15
10/14	at Randolph Field [4/NR]	L	0-41
10/21	at Rice *	L	10-21
10/28	at Tulane	L	7-27
11/4	at Texas *	L	7-34
11/11	Texas A&M *	L	6-39
11/18	Arkansas *	W	20-12
11/25	at Texas Tech	W	7-6
12/2	TCU *	W	9-6

Coach: James H. Stewart

Captains: C.D. Allen, Ivan Cunningham

1945 (5-6)

9/22	Lackland AAF	W	51-0
9/29	at C. Christi NAS	L	7-22
10/6	Missouri	L	7-10
10/12	*Okla. A&M [14/NR]	L	12-26
10/20	Rice *	W	21-18
10/27	at Tulane	L	7-19
11/3	Texas *	L	7-12
11/10	at Texas A&M *	L	0-3
11/17	Arkansas *	W	21-0
11/24	at Baylor *	W	34-0
12/1	at TCU *	W	34-0

^At Oklahoma City, Okla.

Total Avg: 14,045 - Home Avg: 11,833

Coach: Madison Bell

Captains: Tom Dean, Howard Mailey

1946 (4-5-1)

9/30	at Temple	T	7-7
10/5	Texas Tech	L	0-7
10/11	Oklahoma A&M	W	15-6
10/19	at Rice [16/NR] *	L	7-21
10/26	at Missouri	W	17-0
11/2	at Texas [7/NR] *	L	3-19
11/8	Texas A&M *	L	0-14
11/16	at Arkansas *	L	0-13
11/23	Baylor *	W	35-0
11/30	TCU *	W	30-13

Total Avg: 23,090 - Home Avg: 25,200

Coach: Madison Bell

Captains: Lendon Davis, Eugene McClintock,

Eugene Wilson

1947 (9-0-2)
SWC CHAMPIONS

9/9	at Santa Clara	W	22-6
10/4	Missouri	W	35-19
10/11	at Okla. A&M	W	21-14
10/18	Rice [15/NR] *	W	14-0
10/25	at UCLA [16/12]	W	7-0
11/1	Texas [3/8] *	W	14-13
11/8	at Texas A&M [NR/3] *	W	13-0
11/15	Arkansas [NR/4] *	W	14-6
11/22	at Baylor [NR/3] *	W	10-0
11/29	at TCU [NR/3] *	T	19-19

Cotton Bowl

1/1	Penn St. [4/3]	T	13-13
-----	----------------	---	-------

Last full season at Ownby Stadium

Total Avg: 26,290 - Home Avg: 32,750

Coach: Madison Bell; Captain: Sid Halliday

*Denotes conference game

[Opponent rank/SMU rank]



YEAR-BY-YEAR RESULTS & STATISTICS

1948 (9-1-1) SWC CHAMPIONS

9/25	at Pittsburgh	31,469	W	33-14
10/2	#Texas Tech	23,000	W	41-6
10/9	at Missouri [NR/4]	30,892	L	14-20
10/16	at Rice [NR/14] *	32,600	W	33-7
10/23	Santa Clara [NR/11]	50,000	W	33-0
10/30	at Texas [NR/11] *	68,750	W	21-6
11/6	Texas A&M [NR/8] *	55,000	W	20-14
11/13	at Arkansas [NR/7] *	23,000	W	14-12
11/20	Baylor [NR/10] *	58,000	W	13-6
11/27	TCU [NR/8] *	67,431	T	7-7

Cotton Bowl

1/1	Oregon [9/10]	70,000	W	21-13
-----	---------------	--------	---	-------

Last game at Ownby Stadium before 1989 - All home game played at Cotton Bowl until 1972

Total Avg: 51,263 - Home Avg: 47,671

Coach: Madison Bell

Captains: Joe Ethridge, Floyd Lewis

INDIVIDUAL STATS

RUSHING	ATT	NET	AVG
Doak Walker	108	532	4.9
Kyle Rote	116	510	4.4
Dick McKissack	89	281	3.2
Paul Page	29	76	2.6
Frank Payne	34	122	3.6
Gene Roberts	32	118	3.7
John Champion	6	62	10.3
Zohn Milam	2	18	9.0
Billy Weatherford	4	18	4.5
Bill Richards	3	14	4.7
William Mizell Jr.	2	6	3.0
Kenneth Grantham	1	1	1.0
Henry Johnson	8	-56	-7.0
SMU	434	1702	3.9

PASSING	CMP	YDS
Gil Johnson	78	1026
Doak Walker	26	304
Frank Payne	5	70
Billy Weatherford	1	52
Gene Roberts	1	9
SMU	111	1461

RECEIVING	REC	YDS	AVG
Kyle Rote	19	215	11.3
Raleigh Blakely	19	217	11.4
Dick McKissack	16	131	8.2
Doak Walker	15	277	18.5
Zohn Milam	14	235	16.8
Bobby Folsom	8	93	11.6
Carl Wallace	7	111	15.9
Elmer Burnett	4	24	6.0
Paul Page	3	38	12.7
Frank Payne	2	57	28.5
John Champion	2	52	26.0
Gene Roberts	2	11	5.5
SMU	111	1461	13.2

TEAM STATS

	SMU	Opponents
First Downs	134	123
(Rushing)	77	86
(Passing)	52	34
(Penalty)	5	3
Rushing Yds.	1672	1818
Rushing Yds. / Game	152	165.3
Pass Comp. - Att. - Int.	111-185-18	62-153-17
Passing Yds.	1461	869
Passing Yds. / Game	139.1	159.6
Punting - Yds. - Avg.	55-384-38.8	65-390-37.2
Fumbles - Lost	20-12	23-9
Penalties - Yds.	28-197	64-530

1949 (5-4-1)

9/24	Wake Forest	51,000	W	13-7
10/1	Missouri	58,000	W	28-27
10/15	Rice [NR/10] *	72,000	L	27-41
10/22	Kentucky [7/17]	48,000	W	20-7
10/29	Texas [19/11] *	75,139	W	7-6
11/5	at Texas A&M [NR/9] *	31,000	T	27-27
11/12	Arkansas [NR/12] *	42,000	W	34-6
11/19	Baylor [15/10] *	63,337	L	26-35
11/26	at TCU *	33,000	L	13-21
12/3	Notre Dame [1/NR]	75,457	L	20-27

Total Avg: 54,893 - Home Avg: 60,617

Coach: Madison Bell

Captains: Dick McKissack, Bobby Folsom, Doak Walker

PASSING	CMP	ATT	INT	PCT	YDS	TD	LP
Fred Benners	47	85	9	.553	706	6	56
Doak Walker	34	58	6	.586	605	5	54
Kyle Rote	13	42	4	.310	158	0	60
John Champion	1	1	0	1.000	78	0	78
Frank Payne	4	7	0	.571	74	1	51
Bill Weatherford	0	1	0	.000	0	0	0
Dick McKissack	0	1	0	.000	0	0	0
SMU	99	195	19	.508	1621	12	78

RECEIVING	REC	YDS	AVG	TD	LP
Zohn Milam	20	362	18.1	2	78
John Champion	17	337	19.8	2	60
Kyle Rote	14	298	21.3	3	51
H. N. Russell	9	200	22.2	2	56
Raleigh Blakely	13	129	9.9	0	16
Charles Russell	7	101	14.4	1	28
Dick McKissack	5	82	16.4	1	51
Henry Stollenwerck	6	41	6.8	0	14
Pat Knight	3	36	12.0	0	17
Doak Walker	3	26	8.7	1	15
Robert Payne	1	8	8.0	0	8
Frank Payne	1	1	1.0	0	1
SMU	99	1621	16.4	12	78

PUNTING	NO	YDS	AVG	LP
H. N. Russell Jr.	2	96	48.0	59
Kyle Rote	22	978	44.5	68
Doak Walker	23	960	41.7	67
John Champion	1	20	20.0	20
SMU	48	2054	42.8	68

INTERCEPTIONS	NO	YDS	AVG
Doak Walker	2	11	5.5
Frank Payne	1	48	48.0
Dick McKissack	1	16	16.0
Bobby Folsom	3	23	7.7
H. N. Russell Jr.	0	14	14.0
Carl Wallace	1	13	13.0
Robert Payne	1	1	1.0
Dick Hightower	1	0	0.0
SMU	10	126	12.6

KICKOFF RETURNS	NO	YDS	AVG
Kyle Rote	6	207	34.5
John Champion	5	115	23.0
Doak Walker	6	101	16.8
Zohn Milam	5	73	14.6
Frank Payne	3	57	19.0
Raleigh Blakely	4	22	5.5
Dick McKissack	2	17	8.5
Henry Stollenwerck	1	16	16.0
Pat Knight	1	13	13.0
SMU	33	621	18.8

PUNT RETURNS	NO	YDS	AVG
Kyle Rote	1	6	6.0
John Champion	4	53	13.3
Doak Walker	5	87	17.4
Frank Payne	3	18	6.0
Raleigh Blakely	2	25	12.5
Dick McKissack	1	7	7.0
Bill Richards	6	105	17.5
Bobby Folsom	1	2	2.0
SMU	23	303	13.2

KICKING	XP
Doak Walker	17-22
Kyle Rote	2-3
SMU	19-25

1950 (6-4)

9/23	Georgia Tech	54,000	W	33-13
9/30	at Ohio St. [11/10]	80,672	W	32-27
10/7	at Missouri [NR/3]	35,311	W	21-0
10/14	Oklahoma A&M [NR/2]	75,349	W	56-0
10/21	at Rice [15/3] *	70,000	W	42-21
11/4	at Texas [7/1] *	65,498	L	20-23
11/11	Texas A&M [NR/7] *	75,447	L	20-25
11/18	Arkansas [NR/14] *	29,000	W	14-7
11/25	Baylor [NR/15] *	50,000	L	0-3
12/2	TCU *	55,000	L	13-27

Total Avg: 59,027 - Home Avg: 61,959

Coach: H.N. Russell

Captains: Kyle Rote, Bobby Collier

RECEIVING	REC	YDS	AVG	TD	LP
Ben White	26	468	18.0	4	55
John Champion	31	454	14.6	2	66
Benton Musslewhite	14	234	16.7	1	47
James Hawn	13	229	17.6	2	56
Harvey Russell	18	223	12.4	3	36
Kyle Rote	25	221	8.8	1	23
Jon Knight	4	108	27.0	0	72
David Powell	10	100	10.0	0	28
Val Joe Walker	3	38	12.7	1	20
Logan Stollenwerck Jr.	3	28	9.3	0	10
Robert Hooks	3	27	9.0	0	15
Gene Roberts	2	16	8.0	0	9
William Rippey	1	8	8.0	0	8
SMU	153	2154	14.1	14	72

RUSHING	ATT	NET	AVG	LP
Kyle Rote	152	762	5.0	75
John Champion	40	180	4.5	28
Benton Musslewhite	32	158	4.9	18
Gene Roberts	23	139	6.0	35
Jon Knight	26	117	4.5	24
George Forester	33	126	3.8	17
Harvey Russell	23	53	2.3	16
Billy Richards	2	32	16.0	23
Logan Stollenwerck Jr.	10	29	2.9	17
Val Joe Walker	4	29	7.3	9
James Hawn	1	8	8.0	8
David Powell	1	5	5.0	5
D.C. Chancey	1	-1	-1.0	0
Fredrick Benners	12	-137	-11.4	8
SMU	360	1500	4.2	76

INTERCEPTIONS	NO	YDS	AVG	TD	LP
Ray Cleckler	4	110	27.5	1	54
Richard Hightower	3	77	25.7	0	52
David Powell	4	46	11.5	2	15
Val Joe Walker	5	43	8.6	0	14
I.D. Russell	1	11	11.0	0	11
Pat Knight	1	13	13.0	0	13
SMU	18	300	16.7	3	54

PUNT RETURNS	NO	YDS	AVG	TD	LP
Val Joe Walker	11	173	15.7	1	56
Billy Richards	9	133	14.8	0	64
Gene Roberts	11	104	9.5	0	16
Benton Musslewhite	1	2	2.0	0	2
SMU	32	412	12.9	1	64

KICKOFF RETURNS	NO	YDS	AVG	LP
William Rote	14	336	24.0	44
Gene Roberts	5	132	26.4	41
William Champion	3	57	19.0	22
Jon Knight	2	23	11.5	13
William Rippey	3	37	12.3	15
Benton Musslewhite	1	18	18.0	18
Val Joe Walker	2	17	8.5	16
George Forester	1	14	14.0	14
SMU	31	634	20.5	44

PUNTING	NO	YDS	AVG	LP
William Rote	41	1434	35.0	66
Harvey Russell	2	69	34.5	60
SMU	43	1503	35.0	66

INDIVIDUAL STATS

PASSING	CMP	ATT	PCT	YDS	TD	LP
Frederick Benners	109	192	.568	1361	9	66
Kyle Rote	27	66	.409	490	3	72
Harvey Russell	15	22	.682	180	1	26
John Champion	1	4	.250	37	0	37
Benton Musslewhite	3	9	.333	59	1	36
Roberts	1	2	.500	29	0	29
SMU	156	295	.529	2156	14	72



1951 (3-6-1)

9/22	at Georgia Tech	33,000	L	7-21
9/29	at Ohio St. [3/NR]	80,735	L	0-7
10/6	Missouri	40,000	W	34-0
10/13	at Notre Dame [5/NR]	58,240	W	27-20
10/20	Rice [NR/15] *	53,000	L	7-28
11/3	Texas [12/NR] *	72,000	L	13-20
11/10	at Texas A&M *	24,500	T	14-14
11/17	Arkansas *	33,500	W	47-7
11/24	at Baylor [10/NR] *	30,000	L	13-14
12/1	at TCU [11/NR] *	35,000	L	2-13

Total Avg: 45,997 - Home Avg: 49,625

Coach: H.N. Russell

Captains: Dick Hightower, Hershel Forester, Pat Knight

INDIVIDUAL STATS

PASSING	CMP	ATT	INT	PCT	YDS	TD
Frederick Benners	110	204	12	.539	1306	9
Jerry Norton	10	37	4	.270	240	0
Harvey Russell	4	16	3	.250	78	1
Sam Stollenwerck	8	13	0	.615	50	0
Benton Musslewhite	8	15	2	.533	60	1
Gene Gillis	0	1	0	.000	0	0
SMU	140	286	21	.490	1734	11

RUSHING	ATT	NET	AVG	GAIN	LOSS
Jerry Norton	128	438	3.4	625	187
Benton Musslewhite	70	238	3.4	300	62
Logan Stollenwerck	57	171	3.0	193	22
Al Hansen	18	35	1.9	36	1
Bill Forester	16	33	2.1	39	6
Jon Knight	7	26	3.7	26	0
Val Joe Walker	7	14	2.0	25	11
Gayle Mills	1	11	11.0	11	0
Gene Gillis	2	7	3.5	7	0
John Crawford	2	6	3.0	6	0
David Powell	2	3	1.5	3	0
Dale Moore	1	3	3.0	3	0
Fred Benners	36	-7	-0.2	147	154
Sam Stollenwerck	9	-11	-1.2	14	25
Harvey Russell	10	-22	-2.2	18	40
SMU	366	945	2.6	1453	508

RECEIVING	REC	YDS	AVG	TD
Benton Musslewhite	36	532	14.8	3
Ben White	17	311	18.3	4
Harvey Russell	21	254	12.1	1
David Powell	14	214	15.3	0
Jerry Norton	10	105	10.5	0
Logan Stollenwerck	19	77	4.1	0
Val Joe Walker	5	70	14.0	0
Bill Forester	4	37	9.3	1
James hawn	7	50	7.1	1
James Mahew	3	21	7.0	0
Albert Hansen	3	19	6.3	0
Gayle Mills	1	18	18.0	0
Jon Knight	3	16	5.3	0
Mack Tunnell	1	10	10.0	1
SMU	144	1734	12.0	0

INTERCEPTIONS	NO	YDS	AVG
David Powell	4	38	9.5
Richard Hightower	3	37	12.3
Val Joe Walker	4	32	8.0
Robert Hooks	1	31	31.0
Jerry Norton	3	30	10.0
Harvey Russell	2	28	14.0
Jack Miller	2	6	3.0
William Crisler	2	5	2.5
Benton Musslewhite	1	0	0.0
Bill Forester	1	6	3.0
SMU	23	213	9.3

KICKOFF RETURNS	NO	YDS	AVG
Val Joe Walker	1	22	22.0
Logan Stollenwerck	7	141	20.1
Benton Musslewhite	10	176	17.6
Jack Miller	1	24	24.0
Harvey McAtee	1	15	15.0
Jerry Norton	3	25	8.3
Dale Moore	1	15	15.0
Jon Knight	1	13	13.0
William Rippey	2	13	6.5
SMU	27	444	16.4

PUNT RETURNS	NO	YDS	AVG
Val Joe Walker	8	168	21.0
Bill Crisler	8	73	9.1
Benton Musslewhite	4	57	14.3
Jerry Norton	5	46	9.2
Harvey Russell	1	7	7.0
Gene Gillis	1	3	3.0
Dale Moore	1	4	4.0
SMU	28	358	12.8

PUNTING	NO	YDS	AVG
Jerry Norton	32	1338	41.8
David Powell	26	970	37.3
Harvey Russell	18	611	33.9
SMU	76	2919	38.4

1952 (4-5-1)

9/26	Duke [19/NR]	28,000	L	7-14
10/4	Georgia Tech [6/NR]	41,000	L	7-20
10/11	at Missouri	25,000	W	25-7
10/18	at Rice *	56,000	W	21-14
10/25	Kansas [15/NR]	30,000	L	0-26
11/1	at Texas [14/NR] *	57,000	L	14-31
11/8	Texas A&M *	62,000	W	21-13
11/15	at Arkansas	20,000	W	27-17
11/22	Baylor	30,000	T	7-7
11/29	TCU *	32,000	L	7-14

Total Avg: 38,100 - Home Avg: 37,167

Coach: H.N. Russell

Captain: Bill Forester

INDIVIDUAL STATS

PASSING	CMP	ATT	INT	PCT	YDS	TD	LP
Jerry Norton	29	62	2	.468	431	1	34
Duane Nutt	30	53	4	.566	390	2	38
Sam Stollenwerck	22	59	7	.373	340	3	38
Benton Musslewhite	6	10	1	.600	130	1	63
Malcolm Bowers	6	17	2	.353	58	0	19
Frank Eidom	2	6	0	.333	57	0	29
Jack Miller	2	4	0	.500	26	0	24
Dale Moore	0	1	0	.000	0	0	0
SMU	97	212	16	.458	1432	7	63

RECEIVING	REC	YDS	AVG	TD	LP
David Powell	14	261	18.6	1	38
Jack Miller	16	202	12.6	0	30
Benton Musslewhite	13	198	15.2	0	34
Duane Nutt	7	138	19.7	0	29
Val Joe Walker	4	136	34.0	2	63
James hHawn	6	83	13.8	2	23
Edward Bernet	7	78	11.1	0	27
Raymond Berry	5	62	12.4	0	20
Frank Eidom	3	55	18.3	0	29
Roy Pace	5	49	9.8	1	24
Dale Moore	2	46	23.0	1	38
Doyle Nix	2	42	21.0	0	30
Jerry Norton	4	30	7.5	0	15
Albert Hansen	3	25	8.3	0	12
Ronald Case	2	20	10.0	0	11
Gale Mills	1	13	13.0	0	13
Don Kilgore	1	9	9.0	0	9
James Mahew	1	5	5.0	0	5
John Crawford	1	0	0.0	0	0
SMU	97	1452	15.0	7	75

RUSHING	ATT	NET	AVG	TD	LP
Jerry Norton	148	383	2.6	3	36
Frank Eidom	48	191	4.0	1	15
Roy Pace	43	136	3.2	2	15
Jack Miller	41	132	3.2	0	14
Dale Moore	37	124	3.4	2	14
Don Kilgore	22	89	4.0	1	16
Duane Nutt	26	74	2.8	0	12
Albert Hansen	33	71	2.2	3	5
Benton Musslewhite	4	30	7.5	0	21
Sam Stollenwerck	18	31	1.7	0	18
Gale Mills	5	17	3.4	0	5
George Forester	5	10	2.0	1	3
Val Joe Walker	7	8	1.1	0	23
James Hawn	1	3	3.0	0	3
John Kelley	1	-2	-2.0	0	0
SMU	439	1297	3.0	13	36

KICKOFF RETURNS	NO	YDS	AVG	TD	LP
Val Joe Walker	8	185	23.1	0	54
Roy Pace	5	112	22.4	0	28
Thomas Fields	6	54	9.0	0	12
John Kelley	2	41	20.5	0	25
Frank Eidom	3	64	21.3	0	25
Doyle Nix	1	17	17.0	0	17
Alex Litowkin	1	15	15.0	0	15
SMU	26	488	18.8	0	54

PUNT RETURNS	NO	YDS	AVG	LP
Val Joe Walker	5	46	9.2	15
William Crisler	5	38	7.6	13
Jerry Norton	3	37	12.3	29
Frank Eidom	3	32	10.7	16
Roy Pace	4	28	7.0	16
Doyle Nix	1	6	6.0	6
SMU	21	187	8.9	29

INTERCEPTIONS	NO	YDS	AVG	LP
Bill Crisler	3	57	19.0	24
Val Joe Walker	2	34	17.0	21
Alex Litowkin	1	15	15.0	15
Thomas Fields	1	3	3.0	0
Thomas Gillis	2	0	0.0	0
George Forester	1	3	3.0	3
William Rippey	1	0	0.0	0
SMU	11	112	10.2	24

PUNTING	NO	YDS	AVG	LP
Duane Nutt	2	113	56.5	57
Jerry Norton	44	1811	41.2	66
David Powell	8	316	39.5	47
SMU	54	2240	41.5	66



1953 (5-5)

10/3	at Georgia Tech [9/NR]	37,000	L	4-6
10/9	Missouri	35,000	W	20-7
10/17	Rice [11/NR] *	50,000	W	12-7
10/24	at Kansas [NR/13]	29,000	W	14-6
10/31	Texas [NR/11] *	51,000	L	7-16
11/7	at Texas A&M *	20,000	W	23-0
11/14	Arkansas *	26,500	W	13-7
11/21	at Baylor *	30,000	L	21-27
11/28	at TCU *	27,000	L	0-13
12/5	at Notre Dame [2/NR]	35,522	L	14-40

Total Avg: 34,102 - Home Avg: 40,625

Coach: Chalmer Woodard

Captains: Jack Gunlock, Jerry Clem

INDIVIDUAL STATS

PASSING	CMP	ATT	INT	PCT	YDS	TD
Duane Nutt	39	91	12	.429	581	6
Logan Stollenwerck	21	50	6	.420	319	0
Jerry Norton	5	11	2	.455	52	0
Harold O'Brien	3	4	1	.750	29	1
Franklin Eidom	1	5	0	.200	11	0
Donald McIlhenny	0	1	0	.000	0	0
Hayes Gilliam	0	1	0	.000	0	0
SMU	69	163	21	.423	992	7

RUSHING	ATT	NET	AVG	TD	LP
Frank Eidom	63	273	4.3	1	91
Donald McIlhenny	56	264	4.7	1	38
Jerry Norton	58	259	4.5	0	25
Harold O'Brien	60	231	3.9	1	20
Dale Moore	60	205	3.4	2	29
Jack Miller	43	185	4.3	0	31
Blake Tucker	33	106	3.2	1	12
Roy Pace	10	27	2.7	0	7
John Marshall	8	20	2.5	1	12
Don Kilgore	5	19	3.8	0	5
Merilyn Murphey	1	4	4.0	0	4
Robert Goss	0	1	1.0	0	1
Duane Nutt	46	-5	-0.1	2	10
Sam Stollenwerck	18	-65	-3.6	0	9
SMU	461	1524	3.3	9	91

RECEIVING	REC	YDS	AVG	TD
Edward Bernet	17	227	13.4	2
Doyle Nix	12	187	15.6	3
Raymond Berry	11	144	13.1	1
Harold O'Brien	7	112	16.0	1
Donald McIlhenny	3	111	37.0	0
Alex Litowkin	4	60	15.0	0
Franklin Eidom	4	55	13.8	0
Jerry Norton	6	52	8.7	1
Blake Tucker	3	24	8.0	0
William Fox	0	19	19.0	0
John Marshall	1	6	6.0	0
Jack Miller	1	-6	-6.0	0
SMU	69	991	14.4	8

INTERCEPTIONS	NO	YDS	AVG	LP
Duane Nutt	4	53	13.3	24
Jimmy Smith	3	5	1.7	3
Donald McIlhenny	3	0	0.0	0
Harold O'Brien	2	8	4.0	8
Roy Pace	1	15	15.0	15
Jerry Norton	1	12	12.0	12
Robert Goss	1	5	5.0	5
Dale Moore	1	81	81.0	81
Sam Stollenwerck	1	2	2.0	2
Frank Eidom	1	0	0.0	0
SMU	18	181	10.1	81

KICKOFF RETURNS	NO	YDS	AVG
Frank Eidom	7	160	22.9
Donald McIlhenny	4	85	21.3
Harold O'Brien	3	54	18.0
Jerry Norton	2	53	26.5
Roy Pace	2	37	18.5
Doyle Nix	2	24	12.0
Alex Litowkin	1	13	13.0
Sam Stollenwerck	1	13	13.0
Duane Nutt	1	12	12.0
Edward Bernet	1	10	10.0
Dale Moore	1	9	9.0
Raymond Berry	1	9	9.0
SMU	26	479	18.4

PUNT RETURNS	NO	YDS	AVG
Frank Eidom	15	160	10.7
Jerry Norton	8	121	15.1
Duane Nutt	6	61	10.2
John Marshall	1	10	10.0
Donald McIlhenny	1	13	13.0
Roy Pace	1	5	5.0
Harold O'Brien	1	4	4.0
SMU	33	374	11.3

PUNTING	NO	YDS	AVG
Don Kilgore	1	43	43.0
Jerry Norton	24	904	37.7
Jack Miller	5	175	35.0
Sam Stollenwerck	6	203	33.8
Duane Nutt	14	468	33.4
SMU	50	1793	35.9

1954 (6-3-1)

10/2	Georgia Tech	34,504	L	7-10
10/9	at Missouri	27,500	W	25-6
10/16	at Rice [15/NR] *	63,500	W	20-6
10/23	Kansas	20,037	W	36-18
10/30	at Texas [NR/18] *	50,000	T	13-13
11/6	Texas A&M *	44,307	W	6-3
11/13	at Arkansas [4/19] *	25,000	W	21-14
11/20	Baylor [20/11] *	47,000	L	21-33
11/27	TCU *	30,022	W	21-6
12/4	Notre Dame [4/NR]	75,704	L	14-26

Total Avg: 41,737 - Home Avg: 44,270

Coach: Chalmer Woodard

Captains: Duane Nutt, Raymond Berry

INDIVIDUAL STATS

PASSING	CMP	ATT	INT	PCT	YDS	TD	LP
Duane Nutt	58	105	10	.552	783	7	44
John Roach	17	40	5	.425	166	0	21
Duane Nutt	2	7	1	.286	10	0	6
John Roach	0	1	1	.000	0	0	0
SMU	77	153	17	.503	959	7	75

RECEIVING	REC	YDS	AVG	TD	LP
Frank Eidom	19	246	12.9	2	23
Raymond Berry	14	217	15.5	0	44
Doyle Nix	9	126	14.0	1	36
Don McIlhenny	10	86	8.6	3	16
Tom Gentry	8	83	10.4	0	17
Hal O'Brien	4	53	13.3	0	31
Ed Bernet	7	96	13.7	1	28
Blake Tucker	1	14	14.0	0	14
John Marshall	2	32	16.0	0	28
Merilyn Murphey	3	6	2.0	0	4
SMU	77	959	12.5	7	44

RUSHING	ATT	NET	AVG	TD	LP
Frank Eidom	126	677	5.4	4	28
John Marshall	68	568	8.4	4	76
Don McIlhenny	62	316	5.1	1	30
Hal O'Brien	41	230	5.6	0	41
Blake Tucker	30	170	5.7	3	11
Duane Nutt	56	64	1.1	6	24
Buzz Kemble	7	43	6.1	0	11
Lyle Walker	3	38	12.7	0	21
Bert Keyes	4	16	4.0	0	7
Merilyn Murphey	13	42	3.2	0	7
John Roach	51	30	0.6	1	19
Ken Roberts	1	0	0.0	0	0
Jim Haynie	8	-42	-5.3	0	9
Team	1	-18	-18.0	0	0
SMU	471	2134	4.5	19	76

INTERCEPTIONS	NO	YDS	AVG	TD	LP
Doyle Nix	1	67	67.0	1	67
John Roach	4	56	14.0	0	27
Duane Nutt	1	10	10.0	0	10
Ed Bernet	1	8	8.0	0	8
John Marshall	1	0	0.0	0	0
Burleigh Arnecke	1	0	0.0	0	0
Raymond Berry	1	6	3.0	0	6
SMU	10	147	14.7	1	67

PUNT RETURNS	NO	YDS	AVG	LP
Duane Nutt	5	105	21.0	11
Frank Eidom	5	79	15.8	30
John Roach	5	42	8.4	19
John Marshall	3	33	11.0	10
Raymond Berry	1	19	19.0	19
Jim Haynie	1	6	6.0	6
SMU	20	284	14.2	30

KICKOFF RETURNS	NO	YDS	AVG	LP
Frank Eidom	13	292	22.5	31
Don McIlhenny	6	132	22.0	30
Blake Tucker	1	36	36.0	36
John Marshall	4	90	22.5	34
Duane Nutt	2	24	12.0	12
Tom Gentry	1	18	18.0	18
Buzz Kemble	1	10	10.0	10
Doyle Nix	1	7	7.0	7
John Roach	1	4	4.0	4
Hal O'Brien	1	12	12.0	12
SMU	31	625	20.2	36

PUNTING	NO	YDS	AVG	LP
Duane Nutt	19	621	32.7	46
John Roach	20	651	32.6	51
Ken Roberts	2	85	42.5	47
Tommy Hairston	1	32	32.0	32
SMU	42	1389	33.1	51

KICKING	XP
Nutt	1-2
Bernet	15-19
Beal	2-4
Steward	1-1
Lucas	1-1
SMU	20-27



1955 (4-6)

9/24	at Notre Dame [11/NR]	56,454	L	0-17
10/1	at Ga. Tech [3/NR]	34,000	L	7-20
10/7	Missouri	25,000	W	13-6
10/15	Rice [15/NR] *	46,000	W	20-0
10/22	at Kansas	20,000	W	33-14
10/29	Texas *	46,000	L	18-19
11/5	at Texas A&M [12/NR] *	38,000	L	2-13
11/12	Arkansas *	32,500	L	0-6
11/19	at Baylor *	20,000	W	12-0
11/26	at TCU [7/NR] *	33,000	L	13-20

Total Avg: 35,095 - Home Avg: 36,125

Coach: Chalmer Woodward

Captains: Forrest Gregg, David Hawk

TEAM STATS

	SMU	Opponents
First Downs	151	120
Rushing Att. - Yds.	461-1956	462-1391
Rushing Yds. / Game	195.6	139.1
Pass Comp. - Att. - Int.	66-154-16	56-115-9
Passing Yds.	941	739
Passing Yds. / Game	94.1	73.9
Punting Age.	37	36.7
Penalties Yds.	508	475

INDIVIDUAL STATS

PASSING	CMP	ATT	INT	PCT	YDS	TD
John Roach	64	141	14	.454	907	6
Charles Arnold	2	11	1	.182	34	0
Ray Masters	0	2	1	.000	0	0
SMU	66	154	16	.429	941	6

RECEIVING	REC	YDS	AVG	TD	LP
Tommy Gentry	10	145	14.5	0	25
Don McIlhenny	6	141	23.5	1	44
Willard Dewveall	5	108	21.6	2	48
Jim Robertson	8	89	11.1	0	25
Lon Slaughter	6	82	13.7	1	44
Charlie Jackson	7	70	10.0	2	39
John Marshall	3	60	20.0	0	18
Smitty Keller	4	44	11.0	0	22
Blake Tucker	5	38	7.6	0	14
Ray Masters	2	36	18.0	0	31
Raleigh Harvey	2	34	17.0	0	24
Hal O'Brien	2	26	13.0	0	15
Buzz Kemble	1	21	21.0	0	21
Dave Michell	1	11	11.0	0	11
Boyd Waggoner	2	25	12.5	0	14
Bert Keyes	1	-1	-1.0	0	0
SMU	65	929	14.3	6	48

RUSHING	ATT	NET	AVG	LP
Don McIlhenny	104	544	5.2	24
John Marshall	83	386	4.7	48
Lon Slaughter	74	295	4.0	18
Charlie Jackson	50	287	5.7	47
John Roach	82	219	2.7	28
Hal O'Brien	17	62	3.6	15
Ray Masters	25	95	3.8	16
Charles Arnold	12	43	3.6	18
Blake Tucker	34	16	0.5	5
Dave Michell	3	9	3.0	4
Bert Keyes	2	2	1.0	2
Buzz Kemble	2	3	1.5	3
Glen Holliday	2	-7	-3.5	0
SMU	490	1954	4.0	48

PUNTING	NO	YDS	AVG	LP	BLK
John Roach	34	1327	39.0	62	0
Buzz Kemble	2	76	38.0	42	0
Ray Masters	5	143	28.6	54	1
SMU	41	1546	37.7	62	1

KICKOFF RETURNS	NO	YDS	AVG	LP
Don McIlhenny	10	221	22.1	28
John Marshall	4	103	25.8	38
Lon Slaughter	3	65	21.7	31
Hal O'Brien	2	46	23.0	30
Blake Tucker	1	30	30.0	30
Charlie Jackson	1	24	24.0	24
Jim Robertson	1	20	20.0	20
Willard Dewveall	1	12	12.0	12
Tommy Gentry	1	12	12.0	12
Raleigh Harvey	1	11	11.0	11
SMU	25	544	21.8	38

PUNT RETURNS	NO	YDS	AVG	LP
John Roach	11	172	15.6	82
Ray Masters	3	120	40.0	10
John Marshall	1	15	15.0	15
Blake Tucker	2	15	7.5	11
Charles Arnold	1	11	11.0	11
Charles Jackson	1	11	11.0	11
Buzz Kemble	1	4	4.0	4
Don McIlhenny	2	8	4.0	5
SMU	22	356	16.2	82

INTERCEPTIONS	NO	YDS	AVG
John Roach	1	24	24.0
Burleigh Arnecke	1	15	15.0
Lon Slaughter	1	12	12.0
Bill Livingston	1	11	11.0
John Marshall	1	9	9.0
Willard Dewveall	1	7	7.0
Dave Michell	1	7	7.0
SMU	7	85	12.1

KICKING	XP
Ray Masters	3-4
Tommy Beal	4-9
Bob Burgess	0-1
Tommy Gentry	1-3
Team	0-1
SMU	8-18

1956 (4-6)

9/22	Notre Dame [3/NR]	61,000	W	19-13
9/29	Georgia Tech [2/5]	46,500	L	7-9
10/6	at Missouri [NR/12]	25,000	W	33-27
10/13	at Duke [NR/19]	25,000	L	6-14
10/20	at Rice *	47,000	W	14-13
11/3	at Texas *	35,000	W	20-19
11/10	Texas A&M [5/NR] *	62,500	L	7-33
11/17	^Arkansas *	34,000	L	13-27
11/24	Baylor [16/NR] *	28,000	L	0-26
12/1	TCU [14/NR] *	32,500	L	6-21

^ At Little Rock, Ark.

Total Avg: 39,650 - Home Avg: 46,100

Coach: Chalmer Woodward

Captains: Bill Livingstone, Smitty Keller

TEAM STATS

	SMU	Opponents
First Downs	138	169
(Rushing)	82	127
(Passing)	47	34
(Penalty)	9	8
Rushing Att. - Yds.	423-1345	551-2514
Rushing Yds. / Game	134.5	251.4
Pass Comp. - Att. - Int.	85-191-16	66-126-9
Passing Yds.	1197	794
Passing Yds. / Game	119.7	79.4
Offense Plays - Yds.	2542	3308
Punting - Yds. - Avg.	43-1526-35.6	39-1400-35.9
Fumbles - Lost	19-14	22-15
Penalties - Yds.	61-551	69-678

INDIVIDUAL STATS

PASSING	CMP	ATT	INT	PCT	YDS	TD
Charlie Arnold	71	157	14	.452	964	8
Larry Click	10	23	1	.435	197	2
Billy Dunn	2	5	0	.400	18	0
Lon Slaughter	1	1	0	1.000	11	0
David Musslewhite	1	5	1	.200	7	0
SMU	85	191	16	.445	1197	10

RECEIVING	REC	YDS	TD	LP
Tommy Gentry	23	255	2	17
Lon Slaughter	15	219	1	48
Willard Dewveall	7	145	1	69
Charlie Jackson	7	124	1	62
Leighton Steward	5	101	2	34
Dan Bowden	5	51	1	35
Boyd Waggoner	5	91	1	36
Ray Masters	6	85	1	18
Bert Keyes	2	9	0	10
Hal Bittenbender	1	10	0	10
Don Stewart	3	49	0	19
Wayne Slankard	2	28	0	15
Billy Dunn	1	16	0	16
Frosty Robinson	1	7	0	7
Frank Smith	1	15	0	15
Jim Holaday	1	12	0	12
SMU	85	1217	10	69

RUSHING	ATT	NET	AVG	TD	LP
Charlie Jackson	97	571	5.9	4	54
Lon Slaughter	68	241	3.5	1	14
Ray Masters	67	229	3.4	0	14
Hal Bittenbender	42	151	3.6	0	25
Larry Click	20	78	3.9	0	23
Dan Bowden	23	77	3.3	0	12
Frank Smith	11	37	3.4	0	10
Wayne Slankard	18	58	3.2	0	7
Joe Vicent	1	3	3.0	0	3
Bert Keyes	1	3	3.0	0	3
Dave Musslewhite	5	0	0.0	0	5
Billy Dunn	5	-15	-3.0	1	9
Charlie Arnold	62	-82	-1.3	2	16
SMU	420	1351	3.2	8	54

PUNTING	NO	YDS	AVG	BLK
Charlie Jackson	32	1153	36.0	0
Don Stewart	6	226	37.7	1
Ray Masters	3	116	38.7	0
Don Kilgore	1	34	34.0	0
SMU	42	1529	36.4	0

PUNT RETURNS	NO	YDS	AVG
Charlie Arnold	3	25	8.3
Larry Click	2	21	10.5
Lon Slaughter	2	12	6.0
Charlie Jackson	2	0	0.0
Frank Smith	1	0	0.0
SMU	10	58	5.8

KICKOFF RETURNS	NO	YDS	AVG
Charlie Jackson	16	318	19.9
Lon Slaughter	5	106	21.2
Dan Bowden	3	64	21.3
Ray Masters	5	68	13.6
Frank Smith	2	33	16.5
Charlie Arnold	2	33	16.5
Ross Love	1	26	26.0
Bob Blakeley	1	11	11.0
Hal Bittenbender	1	11	11.0
SMU	36	670	18.6



1957 (4-5-1)

9/21	at California	45,000	W	13-6
9/28	at Georgia Tech [3/15]	30,000	T	0-0
10/11	Missouri	26,500	L	6-7
10/19	Rice [19/NR] *	36,000	L	21-27
11/2	Texas [13/NR] *	42,000	W	19-12
11/9	at Texas A&M [1/NR] *	28,000	L	6-19
11/16	Arkansas *	25,500	W	27-22
11/23	at Baylor *	15,000	W	14-7
11/30	at TCU *	25,000	L	0-21
12/7	Notre Dame [10/NR]	51,000	L	21-54

Total Avg: 32,400 - Home Avg: 44,270

Coach: Bill Meek

Captains: Ray Masters, Jerry Cornelison

TEAM STATS

	SMU	Opponents
First Downs	136	153
(Rushing)	75	113
(Passing)	57	32
(Penalty)	4	8
Rushing Att. - Yds.	382-1201	579-2217
Rushing Yds. / Game	120.1	221.7
Pass Comp. - Att. - Int.	102-170-13	52-108-13
Passing Yds.	1180	751
Passing Yds. / Game	118	75.1
Offense Plays - Yds.	2381	2968
Punting - Yds. - Avg.	63-2485-39.4	51-1935-37.9
Fumbles - Lost	18-11	33-12
Penalties - Yds.	64-587	47-499

INDIVIDUAL STATS

PASSING	CMP	ATT	INT	PCT	YDS	TD	LP
Don Meredith	71	102	6	.696	912	7	47
Charlie Arnold	14	31	4	.452	92	0	14
Billy Dunn	10	22	0	.455	95	1	18
Ken Lowe	7	13	1	.538	81	0	36
Charlie Jackson	0	1	1	.000	0	0	0
Lon Slaughter	0	1	1	.000	0	0	0
SMU	102	170	13	.600	1180	8	47

RECEIVING	REC	YDS	AVG	TD	LP
Lon Slaughter	21	203	9.7	2	47
Charlie Jackson	18	257	14.3	0	31
Willard Dewveall	11	146	13.3	0	18
Frank Smith	11	103	9.4	0	22
Jim Welch	10	114	11.4	0	34
Henry Christopher	5	50	10.0	1	15
Billy Dunn	4	87	21.8	1	42
Raleigh Harvey	4	59	14.8	0	20
Boyd Waggoner	3	33	11.0	1	11
Dan Bowden	3	32	10.7	0	10
Ray Masters	2	44	22.0	1	36
Wayne Slankard	2	14	7.0	1	12
Dave Sherer	2	7	3.5	0	5
Frosty Robinson	1	14	14.0	0	14
Brady Wyatt	1	10	10.0	0	10
Leon Rudolph	1	6	6.0	1	6
Tirey Wilemon	2	2	1.0	0	5
Ken Lowe	1	3	3.0	0	-2
SMU	102	1184	11.6	8	47

RUSHING	ATT	NET	AVG	TD	LP
Charlie Jackson	42	234	5.6	9	48
Jim Welch	36	143	4.0	4	24
Don Meredith	87	143	1.6	1	20
Frank Smith	30	119	4.0	1	26
Wayne Slankard	26	107	4.1	0	10
Ray Masters	32	106	3.3	0	11
Lon Slaughter	20	78	3.9	0	11
Ken Lowe	38	75	2.0	0	12
Billy Dunn	23	69	3.0	0	40
Dave Sherer	23	64	2.8	0	9
Dan Bowden	16	47	2.9	0	15
Tirey Wilemon	2	12	6.0	0	11
Charlie Arnold	7	4	0.6	0	7
SMU	382	1201	3.1	15	48

PUNT RETURNS	NO	YDS	AVG	LP
Dan Bowden	3	28	9.3	21
Tirey Wilemon	2	23	11.5	15
Frank Smith	5	17	3.4	9
Charlie Jackson	1	13	13.0	13
Jim Welch	1	5	5.0	5
Lon Slaughter	3	8	2.7	4
SMU	15	94	6.3	21

KICKING	XP	FG
Don Meredith	4-7	
Billy Dunn	2-4	0-2
Stanley Eckert	7-8	
SMU	13-19	0-2

1958 (6-4)

9/27	at Ohio St. [1/20]	63,113	L	20-23
10/4	Notre Dame [7/17]	61,500	L	6-14
10/11	at Missouri [NR/18]	29,000	W	32-19
10/18	Rice [NR/16] *	39,000	L	7-13
10/25	Georgia Tech	27,000	W	20-0
11/1	at Texas [16/NR] *	58,000	W	26-10
11/8	Texas A&M [NR/20] *	53,000	W	33-0
11/15	at Arkansas [NR/15] *	28,000	L	6-13
11/22	Baylor *	26,500	W	33-29
11/29	TCU [7/NR] *	49,000	W	20-13

Total Avg: 43,411 - Home Avg: 42,667

Coach: Bill Meek

Captain: Tom Koening

TEAM STATS

	SMU	Opponents
First Downs	160	141
(Rushing)	84	93
(Passing)	68	47
(Penalty)	8	1
Rushing Att. - Yds.	390-1613	471-2813
Rushing Yds. / Game	161.3	281.3
Pass Comp. - Att. - Int.	114-207-16	78-159-14
Passing Yds.	1652	959
Passing Yds. / Game	165.2	95.9
Offense Plays - Yds.	3265	2813
Punting - Yds. - Avg.	40-1568-39.2	46-1685-36.6
Fumbles - Lost	31-16	34-20
Penalties - Yds.	54-512	53-509

INDIVIDUAL STATS

PASSING	CMP	ATT	INT	PCT	YDS	TD	LP
Don Meredith	65	112	7	.580	952	7	80
Billy Dunn	34	69	4	.493	481	5	35
Ken Lowe	11	18	4	.611	96	2	24
Glynn Gregory	3	3	0	1.000	105	1	47
David Musslewhite	1	3	1	.333	18	0	18
SMU	114	205	16	.556	1652	15	80

RECEIVING	REC	YDS	AVG	TD	LP
Henry Christopher	17	286	16.8	4	80
Glynn Gregory	16	189	11.8	1	28
Frank Jackson	14	139	9.9	2	24
Billy Polk	13	219	16.8	3	35
Tirey Wilemon	12	165	13.8	1	47
Bud Jones	9	107	11.9	1	21
Mike Hackney	6	97	16.2	1	40
Dave Sherer	6	90	15.0	1	19
Jim Welch	5	153	30.6	1	78
Charlisle Robinson	4	81	20.3	0	31
Norman Marshall	4	36	9.0	0	15
Pat Neill	4	67	16.8	0	41
Frank Smith	1	18	18.0	0	18
Dan Bowden	1	2	2.0	0	2
Don Meredith	1	9	9.0	0	-9
Rene Medellin	1	12	12.0	0	12
SMU	114	1670	14.6	15	80

RUSHING	ATT	NET	AVG	TD	LP
Tirey Wilemon	48	350	7.3	2	57
Don Meredith	77	230	3.0	8	24
Jim Welch	52	210	4.0	0	60
Glynn Gregory	55	208	3.8	1	18
Billy Polk	23	169	7.3	0	42
Frank Jackson	33	161	4.9	0	35
Billy Dunn	42	117	2.8	2	21
Mike Hackney	27	101	3.7	1	16
Ken Lowe	14	24	1.7	0	6
Newell McCallum	6	21	3.5	0	4
Norman Marshall	5	14	2.8	0	8
Dan Bowden	2	5	2.5	0	3
Frank Smith	1	2	2.0	0	2
David Musslewhite	4	1	0.3	0	4
Steve Smith	1	0	0.0	0	0
SMU	390	1613	4.1	14	60

PUNTING	NO	YDS	AVG	LP
Carlisle Robinson	3	125	41.7	45
Henry Christopher	23	931	40.5	56
Glynn Gregory	9	337	37.4	58
Dave Sherer	5	175	35.0	43
SMU	40	1568	39.2	202

KICKING	XP	2PT
Don Meredith	2	
Billy Polk	1	
Glynn Gregory	1	
Stan Eckert	9	
SMU	9	4

PUNT RETURNS	NO	YDS	AVG	LP
Norman Marshall	2	88	44.0	75
Glynn Gregory	5	72	14.4	40
Tirey Wilemon	7	59	8.4	21
Frank Jackson	4	32	8.0	18
Billy Polk	1	2	2.0	2
SMU	19	253	13.3	75



1959 (5-4-1)

9/26	at Georgia Tech [16/6]	43,000	L	12-16
10/3	Navy [15/NR]	46,000	W	20-7
10/9	Missouri [NR/15]	33,000	W	23-2
10/17	at Rice [NR/16] *	65,000	T	13-13
10/24	Texas Tech	30,000	W	21-13
10/31	Texas [4/NR] *	65,000	L	0-21
11/7	at Texas A&M *	19,000	W	14-11
11/14	Arkansas [20/NR] *	31,000	L	14-17
11/21	at Baylor *	25,000	W	30-14
11/28	at TCU [8/NR] *	40,000	L	0-19

Total Avg: 39,700 - Home Avg: 41,000

Coach: Bill Meek

Captain: Don Meredith

TEAM STATS

	SMU	Opponents
First Downs	132	152
(Rushing)	64	111
(Passing)	64	35
(Penalty)	4	6
Rushing Att. - Yds.	386-1137	468-1850
Rushing Yds. / Game	113.7	185.0
Pass Comp. - Att. - Int.	114-201-11	64-171-11
Passing Yds.	1460	770
Passing Yds. / Game	146.0	77.0
Offense Plays - Yds.	587-2597	639-2620
Punting - Yds. - Avg.	63-2121-33.7	50-1798-36.0
Fumbles - Lost	21-9	32-15
Penalties - Yds.	53-537	43-369

INDIVIDUAL STATS

PASSING	CMP	ATT	INT	PCT	YDS	TD	LP
Don Meredith	105	181	10	.580	1266	11	45
Ken Lowe	3	7	1	.429	111	1	50
Harold Morgan	5	9	0	.555	61	0	16
Glynn Gregory	1	4	0	.250	22	0	22
SMU	114	201	11	.567	1460	12	50

RECEIVING	REC	YDS	AVG	TD	LP
Glynn Gregory	30	369	12.3	2	45
Tirey Wilemon	14	256	18.3	1	56
Bud Jones	11	87	7.9	3	17
Billy Polk	10	117	11.7	1	25
Henry Christopher	9	147	16.3	1	26
Frank Jackson	8	65	8.1	1	22
Pat Neill	7	106	15.1	1	31
Buddy Nicols	7	93	13.3	1	29
Jim Welch	7	72	10.3	0	22
Don Stewart	4	55	13.8	0	16
Mike Hackney	3	57	19.0	1	28
Norman Marshall	2	27	13.5	0	21
Brady Wyatt	1	5	5.0	0	0
Charles Terrell	1	4	4.0	0	4
SMU	114	1460	12.8	12	45

RUSHING	ATT	NET	AVG	TD	LP
Glynn Gregory	50	269	5.4	1	58
Frank Jackson	25	172	6.9	2	87
Tirey Wilemon	36	163	4.5	0	45
Jim Welch	49	159	3.2	2	11
Mike Hackney	44	157	3.6	0	15
Billy Polk	37	135	3.6	0	17
Don Meredith	102	25	0.2	2	17
Larry Westbrook	8	20	2.5	0	6
Norman Marshall	9	19	2.1	0	13
Ken Lowe	13	9	0.7	0	4
Steve Smith	2	6	3.0	0	5
Harold Morgan	7	3	0.4	1	3
Max Christian	1	1	1.0	0	1
Newell McCallum	3	-1	-0.3	0	2
SMU	386	1137	2.9	8	87

PUNTING	NO	YDS	AVG	LP
Harold Morgan	3	119	39.7	43
Henry Christopher	31	1152	37.2	64
Don Meredith	1	37	37.0	37
Glynn Gregory	21	730	34.8	45
Don Stewart	3	83	27.7	35
Team	4	0	0.0	0
SMU	63	2121	33.7	64

INTERCEPTIONS	NO	YDS	AVG	TD	LP
Tirey Wilemon	3	123	41.0	1	95
Ken Lowe	2	9	4.5	0	6
Bobby Hamm	1	31	31.0	1	31
Glynn Gregory	1	31	31.0	0	31
Norman Marshall	1	21	21.0	0	21
Mike Hackney	1	8	8.0	0	8
Billy Polk	1	2	2.0	0	2
Jim Welch	1	0	0.0	0	0
SMU	11	225	20.5	2	95

KICKOFF RETURNS	NO	YDS	AVG	LP
Don Meredith	5	119	23.8	34
Tirey Wilemon	5	114	22.8	27
Sam Shelton	1	21	21.0	21
Billy Polk	4	76	19.0	25
Henry Christopher	1	18	18.0	18
Harold Morgan	2	36	18.0	25
Jim Welch	3	53	17.7	19
Pat Neill	2	13	6.5	13
SMU	23	450	19.6	34

PUNT RETURNS	NO	YDS	AVG
Frank Jackson	2	63	31.5
Norman Marshall	1	10	10.0
Tirey Wilemon	1	8	8.0
Billy Polk	7	34	4.9
SMU	11	115	10.5

1960 (0-9-1)

9/17	at Missouri	26,500	L	0-20
9/24	at Ohio St. [20/NR]	84,296	L	0-24
10/8	Navy [6/NR] (Norfolk, Va.)	30,000	L	7-26
10/15	Rice *	26,500	L	0-47
10/22	at Texas Tech *	32,000	L	7-28
10/29	at Texas *	34,000	L	7-17
11/5	Texas A&M *	35,000	T	0-0
11/12	at Arkansas [9/NR] *	31,500	L	3-26
11/19	Baylor *	23,000	L	7-20
11/26	TCU *	20,000	L	0-13

Total Avg: 34,280 - Home Avg: 28,625

Coach: Bill Meek

Captains: Glynn Gregory, Jerry Mays

TEAM STATS

	SMU	Opponents
First Downs	99	159
(Rushing)	54	99
(Passing)	42	56
(Penalty)	3	4
Rushing Att. - Yds.	384-999	503-1876
Rushing Yds. / Game	99.9	187.6
Pass Comp. - Att. - Int.	65-155-14	75-145-6
Passing Yds.	811	1001
Passing Yds. / Game	81.1	100.1
Offense Plays - Yds.	539-1810	648-2877
Punting - Yds. - Avg.	59-1974-33.5	55-2000-36.4
Fumbles - Lost	21-16	18-12
Penalties - Yds.	30-249	50-446

INDIVIDUAL STATS

PASSING	CMP	ATT	INT	PCT	YDS	TD	LP
Frank Jackson	25	54	4	.463	298	2	20
Bobby Reed	14	26	1	.538	210	0	43
Jerry Sebek	14	37	3	.378	160	0	24
Rogar Braugh	6	15	0	.400	47	0	16
Arian Flake	3	15	5	.200	50	0	19
Glynn Gregory	2	3	0	.667	33	0	20
Billy Polk	1	3	0	.333	13	0	13
Norman Marshall	0	1	0	.000	0	0	0
Doyce Walker	0	1	1	.000	0	0	0
SMU	65	155	14	.419	811	2	43

RECEIVING	REC	YDS	AVG	TD	LP
Tommy Brennan	11	117	10.6	0	18
Glynn Gregory	8	120	15.0	1	43
Billy Polk	8	117	14.6	0	18
Billy Murff	5	62	12.4	0	16
Rene Medellin	5	52	10.4	1	17
Buddy Nichols	4	66	16.5	0	20
Happy Nelson	3	55	18.3	0	37
Pat Neill	3	41	13.7	0	20
Frank Jackson	3	28	9.3	0	19
Mike Hackney	3	24	8.0	0	13
Doyce Walker	2	31	15.5	0	18
Norman Marshall	2	14	7.0	0	13
Larry Westbrook	1	24	24.0	0	24
John Glusing	1	15	15.0	0	15
Gene Sherman	1	13	13.0	0	13
Don Hill	1	9	9.0	0	9
Jim Barber	1	8	8.0	0	8
Buzzy Foster	1	8	8.0	0	8
Arnold Tauch	1	4	4.0	0	4
Newell McCallum	1	3	3.0	0	3
SMU	65	811	12.5	2	43

PUNTING	NO	YDS	AVG	LP
Rogar Braugh	17	639	37.6	60
Rene Medellin	16	541	33.8	52
Glynn Gregory	24	794	33.1	43
Team	2	0	0.0	0
SMU	59	1974	33.5	155

RUSHING	ATT	NET	AVG	TD
Frank Jackson	80	329	4.1	0
Gene Sherman	45	173	3.8	1
Billy Polk	34	115	3.4	0
Glynn Gregory	28	95	3.4	1
Tommy Brennan	31	68	2.2	0
Newell McCallum	21	63	3.0	0
John Ed Clarke	12	50	4.2	0
Mike Hackney	28	45	1.6	0
Norman Marshall	14	27	1.9	0
Larry Westbrook	8	26	3.3	0
Billy Murff	9	20	2.2	0
Ray Schoenke	5	16	3.2	0
Doyce Walker	10	14	1.4	0
Arian Flake	13	12	0.9	0
Don Hill	1	5	5.0	0
Jerry Sebek	22	5	0.2	0
Rogar Braugh	11	-19	-1.7	0
Bobby Reed	12	-45	-3.8	0
SMU	384	999	2.6	2

PUNT RETURNS	NO	YDS	AVG	LP
Frank Jackson	7	83	11.9	47
Tommy Brennan	4	35	8.8	14
Billy Polk	4	18	4.5	6
Norman Marshall	1	14	14.0	14
Glynn Gregory	3	12	4.0	10
Ray Schoenke	1	9	9.0	9
Mike Rice	1	3	3.0	3
SMU	21	174	8.3	42

KICKOFF RETURNS	NO	YDS	AVG	LP
Billy Polk	9	139	15.4	25
Tommy Brennan	7	135	19.3	27
Glynn Gregory	3	65	21.7	24
Norman Marshall	2	46	23.0	28
Doyce Walker	2	37	18.5	23
Newell McCallum	1	20	20.0	20
Don Hill	1	19	19.0	19
Buddy Nichols	2	15	7.5	8
Mike Hackney	1	11	11.0	11
John Ed Clarke	1	10	10.0	10
Gene Sherman	1	8	8.0	8
Rogar Braugh	1	7	7.0	7
Rene Medellin	1	0	0.0	0
SMU	32	512	16.0	52



1961 (2-7-1)

9/23	Maryland	17,000	L	6-14
9/29	at Southern Cal	29,148	L	16-21
10/7	Air Force	28,000	W	9-7
10/21	at Rice *	37,000	L	0-10
10/28	Texas Tech *	17,000	W	8-7
11/4	Texas [3/NR] *	41,000	L	0-27
11/11	at Texas A&M *	18,000	L	12-25
11/18	Arkansas *	17,000	L	7-21
11/25	at Baylor *	17,000	L	6-31
12/2	at TCU *	20,000	T	28-28

Total Avg: 24,115 - Home Avg: 24,000

Coach: Bill Meek

Captains: Bobby Hunt, Max Christian, Mike Rice

INDIVIDUAL STATS

PASSING	CMP	ATT	INT	PCT	YDS	TD	LP
Jerry Rhome	74	129	6	.574	693	5	35
Roger Braugh	17	42	1	.405	147	0	27
Cecil Morgan	10	24	4	.417	116	0	21
William Gannon	2	2	0	1.000	-5	0	4
Thomas Brennan	0	1	0	.000	0	0	0
SMU	103	198	11	.520	951	5	35
OPPONENTS	76	158	9	.481	1006	5	69

RECEIVING	REC	YDS	AVG	TD	LP
William Gannon	17	155	9.1	0	29
Thomas Sherwin	15	108	7.2	1	14
Thomas Brennan	14	116	8.3	2	31
Albert Nichols	13	161	12.4	1	16
Donald Campbell	9	104	11.6	1	24
Ray Green	7	105	15.0	0	27
Lewis Albright	7	58	8.3	0	21
Norman Nelson	6	53	8.8	0	16
Rene Medellin	3	37	12.3	0	15
Arlon Flake	2	46	23.0	0	35
Doyce Walker	2	14	7.0	0	9
John Clarke	2	-2	-1.0	0	5
Jimmy Reeves	1	13	13.0	0	13
Bob Clement	1	17	17.0	0	17
Billy Murff	1	11	11.0	0	11
John Richey	1	10	10.0	0	10
Robert Henry	1	4	4.0	0	4
Jerry Rhome	1	-9	-9.0	0	0
SMU	103	1001	9.7	5	35
OPPONENTS	76	1006	13.2	5	69

RUSHING	ATT	NET	AVG	TD	LP
William Gannon	57	187	3.3	1	21
Thomas Brennan	35	128	3.7	1	35
Thomas Sherwin	27	122	4.5	2	30
John Clarke	34	122	3.6	2	13
Arlon Flake	31	99	3.2	0	11
Jerry Rhome	92	82	0.9	0	12
Lewis Albright	16	55	3.4	0	14
Doyce Walker	16	54	3.4	1	11
Cecil Morgan	19	35	1.8	0	6
John Richey	10	32	3.2	0	7
Donald Campbell	7	13	1.9	0	5
Louie Long	1	5	5.0	0	5
Mike Rice	1	2	2.0	0	2
Roger Braugh	28	1	0.0	0	23
SMU	374	937	2.5	7	35
OPPONENTS	504	2157	4.3	21	93

INTERCEPTIONS	NO	YDS	AVG	TD
Mike Kelsey	3	33	11.0	0
Max Christian	2	0	0.0	0
William Gannon	1	23	23.0	0
Albert Nichols	1	19	19.0	1
Donald Campbell	1	0	0.0	0
Bobby Hunt	1	0	0.0	0
SMU	9	75	8.3	1
OPPONENTS	10	136	13.6	1

PUNTING	NO	YDS	AVG	LP
William Gannon	2	86	43.0	50
Cecil Morgan	10	419	41.9	50
Roger Braugh	19	621	32.7	49
Jerry Rhome	32	1119	35.0	65
Team	1	0	0.0	0
SMU	61	2245	36.8	65
OPPONENTS	45	1662	36.9	57

KICKING	XP	2PT	FG
Dennis Partee	15-15		6-14
SMU	15-15	0-0	6-14
OPPONENTS	18-18	1-1	7-11

KICKOFF RETURNS	NO	YDS	AVG	LP
Thomas Sherwin	7	117	16.7	20
William Gannon	7	99	14.1	39
Thomas Brennan	6	141	23.5	30
Jimmy Reeves	3	61	20.3	22
Donald Campbell	2	39	19.5	20
Albert Nichols	1	30	30.0	30
Billy Murff	1	24	24.0	24
Cecil Morgan	1	21	21.0	21
Lewis Albright	1	20	20.0	20
Norman Nelson	1	15	15.0	15
Ray Green	1	15	15.0	15
Arlon Flake	1	9	9.0	9
Rene Medellin	1	7	7.0	7
SMU	33	598	18.1	39
OPPONENTS	22	502	22.8	43

PUNT RETURNS	NO	YDS	AVG	LP
Thomas Sherwin	4	87	21.8	55
Thomas Brennan	4	48	12.0	23
Lewis Albright	2	27	13.5	20
William Gannon	4	13	3.3	10
John Richey	1	12	12.0	12
Doyce Walker	2	12	6.0	9
Norman Nelson	1	8	8.0	8
John Hughes	1	0	0.0	0
SMU	19	207	10.9	55
OPPONENTS	26	227	8.7	40

1962 (2-8)

9/22	at Maryland	33,000	L	0-7
9/29	Southern Cal [9/NR]	14,000	L	3-33
10/6	Air Force	28,000	L	20-25
10/20	Rice *	15,000	W	15-7
10/27	at Texas Tech *	32,000	W	14-0
11/3	at Texas [5/NR] *	41,000	L	0-6
11/10	Texas A&M *	39,500	L	7-12
11/17	^Arkansas [7/NR] *	41,000	L	7-9
11/24	Baylor *	12,000	L	13-17
12/1	TCU *	15,400	L	9-14

^ At Little Rock, Ark.

Total Avg: 28,390 - Home Avg: 21,150

Coach: Hayden Fry

Captains: Tommy Brennan, Les Stewart, Jack Rhoads

INDIVIDUAL STATS

PASSING	CMP	ATT	INT	PCT	YDS	TD
Don Campbell	43	89	4	.483	450	3
Max Derden	21	50	6	.420	245	0
Rogar Braugh	13	30	2	.433	132	0
Billy Gannon	1	2	0	.500	8	1
Lewis Gannon	1	1	0	1.000	3	0
Danny Thomas	0	2	1	.000	0	0
SMU	79	174	13	.454	838	4

RECEIVING	REC	YDS	AVG	TD	LP
Billy Gannon	23	235	10.2	1	56
Tommy Brennan	10	76	7.6	1	16
Bill Harlan	9	134	14.9	0	38
John Graves	7	85	12.1	0	16
Tom Hillary	6	83	13.8	1	20
Ray Green	6	67	11.2	0	17
Tom Sherwin	6	46	7.7	1	21
Lewis Albright	4	29	7.3	0	13
Doyce Walker	3	41	13.7	0	15
John Ed Clarke	3	20	6.7	0	8
John Richey	1	17	17.0	0	17
Don Crowder	1	5	5.0	0	5
SMU	79	838	10.6	4	56

RUSHING	ATT	NET	AVG	TD	LP
Don Campbell	76	299	3.9	2	48
John Ed Clarke	76	269	3.5	2	20
Doyce Walker	30	147	4.9	0	12
Billy Gannon	43	140	3.3	0	15
Tommy Brennan	28	108	3.9	1	17
John Richey	25	83	3.3	0	12
Max Derden	50	78	1.6	1	19
Lewis Albright	21	73	3.5	0	15
Tom Sherwin	15	55	3.7	1	17
Rogar Braugh	32	37	1.2	1	17
Tommy Caughran	8	25	3.1	0	8
Don Crowder	12	22	1.8	0	6
Danny Thomas	2	0	0.0	0	0
SMU	418	1336	3.2	8	76

PUNTING	NO	YDS	AVG	LP
Danny Thomas	69	2806	40.7	60
SMU	69	2806	40.7	60

KICKING	XP	2PT	FG
John Richey	8-8		2-6
Tommy Brennan		1-1	
Don Campbell		0-1	
Rogar Braugh		0-1	
Max Derden		0-2	
SMU	8-8	1-5	2-6

INTERCEPTIONS	NO	YDS	AVG
Tommy Brennan	2	41	20.5
Billy Gannon	1	5	5.0
Jack Rhoads	2	13	6.5
Bill Harlan	1	5	5.0
John Hedges	6	82	13.7
Tom Hillary	1	11	11.0
Tommy Caughran	1	0	0.0
John Richey	2	23	11.5
Martin Cude	1	1	1.0
SMU	17	181	10.6

KICKOFF RETURNS	NO	YDS	AVG
Tommy Brennan	9	193	21.4
Billy Gannon	9	188	20.9
Lewis Albright	2	46	23.0
Don Campbell	1	11	11.0
Tom Sherwin	2	56	28.0
Don Crowder	2	41	20.5
Tommy Caughran	1	24	24.0
Max Derden	1	14	14.0
Rogar Braugh	1	15	15.0
SMU	28	588	21.0

PUNT RETURNS	NO	YDS	AVG
Tommy Brennan	7	92	13.1
Billy Gannon	7	66	9.4
Tom Sherwin	1	11	11.0
Don Crowder	3	28	9.3
Tommy Caughran	1	9	9.0
SMU	19	206	10.8



1963 (4-7)

9/28	at Michigan	36,659	L	16-27
10/5	Air Force	30,000	W	10-0
10/11	Navy [4/NR]	37,000	W	32-28
10/19	at Rice *	52,000	L	7-13
10/26	Texas Tech *	19,000	L	6-13
11/2	Texas [1/NR] *	59,000	L	12-17
11/9	at Texas A&M *	15,000	W	9-7
11/16	Arkansas *	24,000	W	14-7
11/30	at TCU *	19,672	L	15-22
12/7	at Baylor *	26,000	L	6-20
Sun Bowl				
12/31	Oregon	26,500	L	14-21

Total Avg: 31,348 - Home Avg: 33,800

Coach: Hayden Fry

Captains: Ronnie Cosper, Martin Cude, Billy Gannon

INDIVIDUAL STATS

PASSING	CMP	ATT	INT	PCT	YDS	TD
Danny Thomas	66	138	7	.478	846	4
Mac White	21	44	2	.477	217	1
Tommy Caughran	4	4	0	1.000	67	1
Don Campbell	1	7	0	.143	5	0
Max Derden	0	2	0	.000	0	0
John Roderick	0	1	0	.000	0	0
SMU	92	196	9	.469	1135	6

RECEIVING	REC	YDS	AVG	TD	LP
Tom Hallary	25	306	12.2	2	28
Billy Gannon	14	226	16.1	3	24
Larry Jernigan	10	123	12.3	0	23
John Richey	9	117	13.0	0	15
John Roderick	8	69	8.6	0	22
Jimmy Taylor	6	80	13.3	1	28
John Graves	5	64	12.8	0	30
Mike Tabor	4	27	6.8	0	12
Tom Sherwin	3	22	7.3	0	15
Dave Corder	3	32	10.7	0	14
Richard Stark	2	55	27.5	0	40
Ron Reel	1	13	13.0	0	13
Bill Harlan	1	9	9.0	0	9
Tommy Caughran	1	-8	-8.0	0	-8
SMU	92	1135	12.3	6	40

RUSHING	ATT	NET	AVG	TD	LP
John Roderick	60	345	5.8	3	45
Tom Sherwin	59	264	4.5	1	58
Mac White	75	189	2.5	2	22
Danny Thomas	71	141	2.0	2	11
Billy Gannon	48	124	2.6	4	14
Mike Tabor	27	95	3.5	0	13
Jimmy Taylor	21	73	3.5	0	9
Larry Jernigan	5	39	7.8	0	19
Tommy Caughran	7	15	2.1	0	6
Richard Stark	9	23	2.6	0	5
Don Campbell	14	8	0.6	0	9
Ron Reel	2	5	2.5	0	5
Earl Beckett	1	3	3.0	0	3
Max Derden	5	-5	-1.0	0	3
John Buchanan	1	-18	-18.0	0	-18
SMU	405	1301	3.2	12	58

PUNTING	NO	YDS	AVG	LP
Danny Thomas	48	2110	44.0	67
John Buchanan	9	248	27.6	47
SMU	57	2358	41.4	67

KICKING	XP	2PT	FG
Billy Gannon		0-1	
John Roderick		0-1	
Danny Thomas	2-4	1-5	
Mac White		0-4	
John Richey	5-7	1-1	2-3
Tom Sherwin		1-1	
John Graves		1-1	
Max Derden		1-1	
SMU	7-11	5-15	2-3

INTERCEPTIONS	NO	YDS	AVG
Billy Gannon	4	42	10.5
Tommy Caughran	1	70	70.0
Don Campbell	3	64	21.3
John Richey	1	22	22.0
Dave Corder	1	15	15.0
Danny Thomas	1	8	8.0
David Wilson	1	0	0.0
SMU	12	221	18.4

KICKOFF RETURNS	NO	YDS	AVG
Billy Gannon	9	225	25.0
Tommy Caughran	1	28	28.0
Don Campbell	1	8	8.0
John Roderick	8	195	24.4
Larry Jernigan	3	49	16.3
Richard Stark	2	43	21.5
John Richey	1	10	10.0
Ron Reel	3	45	15.0
Jimmy Taylor	1	15	15.0
Mac White	1	26	26.0
Danny Thomas	1	17	17.0
Mike Tabor	1	12	12.0
SMU	32	673	21.0

PUNT RETURNS	NO	YDS	AVG
Billy Gannon	13	88	6.8
Larry Jernigan	2	26	13.0
Robert Oyler	1	22	22.0
Max Derden	2	26	13.0
Ron Reel	2	3	1.5
Jimmy Taylor	2	12	6.0
John Huges	1	3	3.0
SMU	23	180	7.8

1964 (1-9)

9/19	at Florida	33,000	L	8-24
9/26	at Ohio St. [5/NR]	80,737	L	8-27
10/3	Texas-Arlington	20,000	W	14-0
10/17	Rice *	24,000	L	6-7
10/24	at Texas Tech *	36,000	L	0-12
10/31	at Texas [6/NR] *	69,000	L	0-7
11/7	Texas A&M *	32,000	L	0-23
11/14	at Arkansas [3/NR] *	33,000	L	0-44
11/21	Baylor *	15,000	L	13-16
11/28	TCU *	12,000	L	6-17

Total Avg: 39,474 - Home Avg: 20,600

Coach: Hayden Fry

Captains: John Knee, Bob Oyler, Bill Harlan

INDIVIDUAL STATS

PASSING	CMP	ATT	INT	PCT	YDS	TD	LP
Daniel Thomas	49	121	10	.405	491	0	27
Roy Oefinger	23	51	3	.451	206	1	18
Larry Mullins	2	5	2	.400	39	0	25
James Taylor	1	2	0	.500	16	1	19
Thomas Caughran	0	2	2	.000	0	0	0
Alton Crowder	0	1	1	.000	0	0	0
SMU	75	182	18	.412	752	2	27

RECEIVING	REC	YDS	AVG	TD	LP
Alton Crowder	18	150	8.3	0	25
Richard Stark	13	120	9.2	0	16
James Taylor	12	134	11.2	1	16
Floyd Burke	9	121	13.4	0	27
Michael Ferguson	7	82	11.7	0	21
Paul Reinowski	6	64	10.7	1	19
Michael Tabor	4	49	12.3	0	18
Fred Stier	2	31	15.5	0	17
Charles Gibson	1	9	9.0	0	9
John Maag	1	5	5.0	0	5
William Stewart	1	5	5.0	0	5
Roy Oefinger	1	-15	-15.0	0	-15
SMU	75	755	10.1	2	27

RUSHING	ATT	NET	AVG	LP
Floyd Burke	51	174	3.4	21
Richard Stark	63	172	2.7	21
Paul Reinowski	53	146	2.8	16
Roy Oefinger	58	123	2.1	20
James Taylor	27	66	2.4	15
Alton Crowder	11	58	5.3	14
John Maag	15	49	3.3	11
Michael Ferguson	11	40	3.6	8
Jim Wise	7	21	3.0	7
William Stewart	3	19	6.3	9
Charles Gibson	3	10	3.3	8
Larry Mullins	5	9	1.8	7
Thomas Caughran	3	8	2.7	7
Ronald Reel	2	6	3.0	4
Jerry Griffin	2	6	3.0	2
Glen Terry	1	-5	-5.0	-5
Thomas	73	-129	-1.8	9
SMU	388	773	2.0	21

PUNTING	NO	YDS	AVG	LP
Daniel Thomas	59	2486	42.1	81
Corky Terry	20	801	40.1	51
James Taylor	1	46	46.0	46
SMU	80	3333	41.7	81

KICKING	XP	2PT	FG
Roy Oefinger		2-3	
Daniel Thomas	1-1		2-3
John Cravens	2-3		
SMU	3-4	2-3	2-3

INTERCEPTIONS	NO	YDS	AVG
Richard Stark	2	67	33.5
Alton Crowder	1	19	19.0
Ronald Reel	2	29	14.5
Fred Stier	1	0	0.0
James Sittton	1	7	7.0
William Stewart	2	6	3.0
SMU	9	128	14.2

PUNT RETURNS	NO	YDS	AVG
James Taylor	13	170	13.1
Richard Stark	7	41	5.9
Floyd Burke	1	5	5.0
William Harlan	1	4	4.0
Ronald Reel	3	14	4.7
Fred Stier	1	0	0.0
SMU	26	234	9.0

KICKOFF RETURNS	NO	YDS	AVG
James Taylor	15	294	19.6
Richard Stark	1	18	18.0
Floyd Burke	7	152	21.7
Paul Reinowski	3	35	11.7
Michael Ferguson	1	26	26.0
Charles Gibson	1	22	22.0
Larry Mullins	1	13	13.0
Michael Tabor	2	20	10.0
Alton Crowder	3	44	14.7
SMU	34	624	18.4

**1965 (4-5-1)**

9/18	at Miami (Fla.)	46,494	W	7-3
9/25	at Illinois	45,714	L	0-42
10/2	Purdue [2/NR]	17,000	T	14-14
10/16	at Rice *	30,000	W	17-14
10/23	Texas Tech *	40,000	L	24-26
10/30	Texas [9/NR] *	40,000	W	31-14
11/6	at Texas A&M *	19,000	W	10-0
11/13	Arkansas [2/NR] *	68,500	L	3-24
11/20	at Baylor *	20,000	L	10-20
11/27	at TCU *	19,000	L	7-10

Total Avg: 34,571 - Home Avg: 32,375

Coach: Hayden Fry

Captains: Mac White, Ron Reel

INDIVIDUAL STATS

PASSING	CMP	ATT	INT	PCT	YDS	TD	LP
Mac White	52	130	11	.400	658	4	44
Michael Livingston	18	39	1	.462	207	2	45
James Halla	2	8	1	.250	32	0	18
Larry Jernigan	2	4	2	.500	22	0	12
Glen Terry	2	2	0	1.000	34	0	19
Roy Oefinger	0	1	0	.000	0	0	0
SMU	76	184	15	.413	953	6	45
OPPONENTS	113	225	13	.502	1354	10	0

RECEIVING	REC	YDS	AVG	TD	LP
John Roderick	24	348	14.5	5	45
Glen Terry	14	179	12.8	0	18
Larry Jernigan	8	139	17.4	0	39
Robert Goodrich	8	86	10.8	1	19
Roy Oefinger	5	48	9.6	0	15
James Hagle	3	40	13.3	0	22
Paul Loyd	3	37	12.3	0	15
Michael Tabor	3	14	4.7	0	7
Michael Moore	2	30	15.0	0	18
Harold Richardson	2	23	11.5	0	12
Michael Livingston	2	2	1.0	0	11
Charles Gibson	1	4	4.0	0	4
David Shuford	1	3	3.0	0	3
SMU	76	953	12.5	6	45
OPPONENTS	113	1354	12.0	10	0

RUSHING	ATT	NET	AVG	LP
Mac White	176	486	2.8	21
James Hagle	78	333	4.3	93
Larry Jernigan	88	256	2.9	15
Michael Livingston	62	240	3.9	27
Michael Tabor	51	181	3.5	13
Glen Terry	18	34	1.9	15
Charles Gibson	11	25	2.3	5
John Roderick	15	25	1.7	15
Roy Oefinger	7	20	2.9	13
Paul Loyd	4	16	4.0	15
Michael Moore	4	14	3.5	5
James Halla	1	1	1.0	1
Team	1	-8	-8.0	8
SMU	516	1623	3.1	93
OPPONENTS	423	1092	2.6	

INTERCEPTIONS	NO	YDS	AVG
Richard Stark	2	4	2.0
William Stewart	2	12	6.0
Don Crowder	1	0	0.0
John Lagrone	1	0	0.0
Wayne Rape	1	2	2.0
Jerry Griffin	1	9	9.0
Larry Jernigan	1	10	10.0
Larry Mullins	4	75	18.8
SMU	13	112	8.6
OPPONENTS	15	193	12.9

PUNTING	NO	YDS	AVG	LP
Corky Terry	58	2224	38.3	75
Jim Hagle	12	579	48.3	70
SMU	70	2803	40.0	75
OPPONENTS	68	2802	41.2	

KICKING	XP	2PT	FG
Dennis Partee	15-15		6-14
SMU	15-15	0-0	6-14
OPPONENTS	18-18	1-1	7-11

KICKOFF RETURNS	NO	YDS	AVG
John Roderick	9	159	17.7
Paul Loyd	3	59	19.7
Michael Livingston	4	69	17.3
Charles Gibson	1	17	17.0
Roy Oefinger	1	21	21.0
Jim Hagle	7	109	15.6
Larry Jernigan	4	56	14.0
Lynn Thornhill	1	2	2.0
SMU	30	492	16.4
OPPONENTS	23	642	27.9

PUNT RETURNS	NO	YDS	AVG
John Roderick	1	6	6.0
Richard Stark	17	146	8.6
Michael Livingston	1	6	6.0
Charles Gibson	1	7	7.0
Alton Crowder	3	12	4.0
Jerry Griffin	1	1	1.0
SMU	24	178	7.4
OPPONENTS	18	149	8.3

1966 (8-3)
SWC CHAMPIONS

9/17	Illinois	28,000	W	26-7
9/24	Navy	58,000	W	21-3
10/1	at Purdue	46,116	L	23-35
10/15	Rice *	30,000	W	28-24
10/22	at Texas Tech *	40,350	W	24-7
10/29	at Texas *	58,500	W	13-12
11/5	Texas A&M *	53,000	W	21-14
11/12	at Arkansas [6/NR] *	42,000	L	0-22
11/19	Baylor *	30,000	W	24-22
11/26	at TCU *	30,000	W	21-0
Cotton Bowl				
12/31	Georgia [4/10]	75,504	L	9-24

Total Avg: 44,679 - Home Avg: 39,800

Coach: Hayden Fry

Captains: M. White, L. Thornhill, J. Griffin, P. Gibson, J. LaGrone

INDIVIDUAL STATS

PASSING	CMP	ATT	INT	PCT	YDS	TD	LP
Michael Livingston	37	81	6	.457	475	4	68
Mac White	33	81	7	.407	520	6	68
Jerry Levias	5	8	0	.625	89	1	47
Dennis Partee	1	1	0	1.000	9	0	9
Larry Jernigan	0	2	0	.000	0	0	0
Ines Perez	0	1	1	.000	0	0	0
SMU	76	174	14	.437	1093	11	68
OPPONENTS	138	288	21	.479	1604	5	42

RECEIVING	REC	YDS	AVG	TD	LP
Jerry Levias	18	420	23.3	7	68
Larry Jernigan	17	252	14.8	1	47
Harold Richardson	10	119	11.9	2	26
James Hagle	8	78	9.8	1	15
Robert Goodrich	7	50	7.1	0	10
Mike Richardson	6	47	7.8	0	25
Donnie Denbow	4	52	13.0	0	23
Paul Loyd	2	40	20.0	0	22
Terry May	2	20	10.0	0	13
Fred Clements	2	15	7.5	0	10
SMU	76	1093	14.4	11	68
OPPONENTS	138	1604	11.6	5	42

RUSHING	ATT	NET	AVG	LP
Mac White	135	606	4.5	27
Mike Richardson	81	357	4.4	23
Larry Jernigan	102	299	2.9	20
Michael Livingston	66	269	4.1	33
James Hagle	43	207	4.8	21
David Moore	29	120	4.1	13
Terry May	24	76	3.2	7
Paul Loyd	13	59	4.5	14
Jerry Levias	8	43	5.4	28
Ronald Caughran	11	40	3.6	9
Fred Clements	9	30	3.3	6
Team	1	-36	-36.0	-36
SMU	522	2070	4.0	33
OPPONENTS	481	1353	2.8	84

PUNTING	NO	YDS	AVG	LP
Dennis Partee	47	1694	36.0	55
Ines Perez	13	383	29.5	43
James Hagle	3	161	53.7	64
Michael Livingston	2	54	27.0	28
SMU	65	2292	35.3	64
OPPONENTS	66	2523	38.2	58

KICKING	XP	2PT	FG
Mac White		0-1	
Dennis Partee	21-23		4-9
Harold Richardson		2-2	
Robert Goodrich		1-1	
SMU	21-23	3-4	4-9
OPPONENTS	14-18	0-1	6-9

INTERCEPTIONS	NO	YDS	AVG
Dean Ferguson	1	0	0.0
Floyd Burke	3	22	7.3
William Stewart	2	21	10.5
Wayne Rape	3	58	19.3
Jerry Wilson	5	47	9.4
Larry Mullins	1	14	14.0
Charles Gibson	4	61	15.3
Jerry Griffin	2	28	14.0
SMU	21	251	12.0
OPPONENTS	14	208	14.9

KICKOFF RETURNS	NO	YDS	AVG
David Shuford	1	32	32.0
David Moore	2	34	17.0
Donnie Denbow	3	25	8.3
Mike Richardson	2	35	17.5
Dean Ferguson	1	0	0.0
Larry Jernigan	5	94	18.8
Terry May	3	36	12.0
Jerry Levias	15	393	26.2
SMU	32	649	20.3
OPPONENTS	27	517	19.1

PUNT RETURNS	NO	YDS	AVG
Jerry Levias	17	222	13.1
Floyd Burke	8	65	8.1
Wayne Rape	1	2	2.0
Jerry Wilson	4	17	4.3
SMU	30	306	10.2
OPPONENTS	14	90	6.4



1967 (3-7)

9/16	at Texas A&M *	34,000	W	20-17
9/23	at Missouri	53,000	L	0-21
10/7	at Minnesota	41,840	L	3-23
10/13	Army	26,500	L	6-24
10/21	at Rice *	42,000	L	10-14
10/28	Texas Tech *	34,000	L	7-21
11/4	Texas *	43,000	L	28-35
11/18	Arkansas *	25,000	L	17-35
11/25	at Baylor *	20,000	W	16-10
12/2	TCU *	17,000	W	28-14

Total Avg: 33,634 - Home Avg: 29,100

Coach: Hayden Fry

Captains: Paul Loyd, John Freeman, Jerry Wilson, Mike Jansen

INDIVIDUAL STATS

PASSING	CMP	ATT	INT	PCT	YDS	TD	LP
Michael Livingston	152	250	14	.608	1750	10	55
Ines Perez	27	51	7	.529	410	3	59
Edward Valdez	7	18	0	.389	46	0	15
Jerry Levias	1	8	1	.125	5	1	5
Dennis Partee	2	3	0	.667	-4	0	-4
SMU	189	330	22	.573	2207	14	54
OPPONENTS	95	175	10	.543	1323	7	53

RECEIVING	REC	YDS	AVG	TD	LP
Jerry Levias	57	724	12.7	7	55
Robert Goodrich	26	216	8.3	1	20
Michael Richardson	22	270	12.3	2	48
Harold Richardson	22	252	11.5	0	34
James Hagle	15	218	14.5	3	42
Paul Loyd	13	127	9.8	1	28
Fred Clements	12	153	12.8	0	30
Daryl Doggett	10	95	9.5	0	26
Samuel Holden	8	120	15.0	0	59
James Stringer	4	32	8.0	0	18
SMU	189	2207	11.7	14	59
OPPONENTS	95	1323	13.9	7	51

RUSHING	ATT	NET	AVG	LP
Daryl Doggett	33	172	5.2	54
Mike Richardson	52	164	3.2	15
Paul Loyd	35	125	3.6	13
Fred Clements	31	124	4.0	16
Jim Hagle	25	72	2.9	13
Edward Valdez	34	50	1.5	8
Jerry Levias	22	31	1.4	9
Michael Livingston	88	18	0.2	17
Ronald Caughran	1	2	2.0	2
James Stringer	1	3	3.0	3
Ines Perez	13	-42	-3.2	4
Dennis Partee	1	-34	-34.0	-34
SMU	336	685	2.0	54
OPPONENTS	481	2005	4.2	53

KICKOFF RETURNS	NO	YDS	AVG
Jerry Levias	21	394	18.8
Jim Hagle	1	19	19.0
Fred Clements	3	11	3.7
Sam Holden	1	2	2.0
Paul Loyd	5	54	10.8
Harold Richardson	1	8	8.0
Daryl Doggett	2	67	33.5
James Stringer	6	91	15.2
SMU	40	646	16.2
OPPONENTS	24	425	17.7

PUNT RETURNS	NO	YDS	AVG
Jerry Levias	17	227	13.4
Floyd Burke	10	59	5.9
James Livingston	1	6	6.0
Albon Head	1	8	8.0
SMU	29	300	10.3
OPPONENTS	33	321	9.7

INTERCEPTIONS	NO	YDS	AVG
Floyd Burke	3	49	16.3
Bruce Portillo	2	11	5.5
James Wood	1	0	0.0
Jerry Wilson	3	6	2.0
William Fraser	1	9	9.0
SMU	10	75	7.5
OPPONENTS	22	230	10.5

PUNTING	NO	YDS	AVG	LP
Jim Hagle	34	1368	40.2	70
Dennis Partee	36	1349	37.5	56
Ines Perez	1	28	28.0	28
SMU	71	2745	38.7	70
OPPONENTS	68	2675	39.3	64

KICKING	XP	2PT	FG
Dennis Partee	15-16		6-15
Ines Perez		0-1	
SMU	15-16	0-1	6-15
OPPONENTS	27-28	0-1	3-7

1968 (8-3)

9/21	at Auburn	40,000	W	37-28
9/28	at Ohio St. [11/NR]	73,855	L	14-35
10/5	N. Carolina St.	38,000	W	35-14
10/12	at TCU *	31,542	W	21-14
10/19	Rice *	25,000	W	32-24
10/26	at Texas Tech [19/NR] *	50,352	W	39-18
11/2	at Texas [11/13] *	66,397	L	7-38
11/9	Texas A&M *	42,000	W	36-23
11/16	*Arkansas [10/NR] *	45,500	L	29-35
11/23	Baylor *	22,000	W	33-17

Astro-Bluebonnet Bowl

12/31	Oklahoma [10/20]	55,453	W	28-27
-------	------------------	--------	---	-------

* At Little Rock, Ark.

Total Avg: 39,223 - Home Avg: 38,860

Coach: Hayden Fry

Captains: M. Richardson, T. May, D. Doggett, B. Portillo, A. Head

INDIVIDUAL STATS

PASSING	CMP	ATT	INT	PCT	YDS	TD	LP
Chuck Hixson	265	468	23	.566	3103	21	65
Gary Carter	5	11	0	.455	27	0	7
Jerry Levias	0	6	1	.000	0	0	0
SMU	270	485	24	.557	3130	21	65
OPPONENTS	138	309	22	.447	1862	14	59

RECEIVING	REC	YDS	AVG	TD	LP
Jerry Levias	80	1131	14.1	8	65
Kenneth Fleming	53	588	11.1	7	31
Mike Richardson	49	581	11.9	3	36
Samuel Holden	30	282	9.4	0	24
Fred Clements	29	264	9.1	1	23
Frank Stringer	11	150	13.6	1	27
Walter Haynes	9	69	7.7	0	9
Reid Lesser	4	32	8.0	1	18
John Jordan	3	26	8.7	0	16
Robert Floyd	1	4	4.0	0	4
Marshall McMillan	1	3	3.0	0	3
SMU	270	3130	11.6	21	65
OPPONENTS	138	1862	13.5	14	59

RUSHING	ATT	NET	AVG	LP
Mike Richardson	207	1034	5.0	37
Fred Clements	36	130	3.6	12
Jerry Levias	14	87	6.2	29
Reid Lesser	13	29	2.2	6
Larry Tunnell	2	27	13.5	24
Walter Haynes	6	17	2.8	4
Bill Dietz	1	6	6.0	3
Gary Carter	2	-8	-4.0	-8
Wilbur Echols	2	-10	-5.0	-10
Chuck Hixson	88	-108	-1.2	11
SMU	371	1204	3.2	37
OPPONENTS	482	1882	3.9	81

KICKOFF RETURNS	NO	YDS	AVG
Jerry Levias	17	293	17.2
Reid Lesser	4	67	16.8
Walter Haynes	5	72	14.4
Bill Dietz	4	30	7.5
Robert Floyd	1	0	0.0
Samuel Holden	3	4	1.3
Jimmy Moore	1	0	0.0
Harry Hargrave	1	0	0.0
John Jordan	1	0	0.0
Fred Clements	1	15	15.0
Kenneth Fleming	1	21	21.0
SMU	39	502	12.9
OPPONENTS	45	875	19.4

PUNTING	NO	YDS	AVG	LP
Larry Tunnell	36	1269	35.3	50
Wilbur Echols	12	413	34.4	46
Daryl Doggett	3	110	36.7	54
Fred Clements	3	126	42.0	53
SMU	54	1918	35.5	54
OPPONENTS	67	2695	40.2	65

KICKING	XP	FG
Reid Lesser	22-28	
Ken Fleming		7-19
SMU	22-28	7-19
OPPONENTS	29-31	5-13

INTERCEPTIONS	NO	YDS	AVG
Daryl Doggett	3	17	5.7
Michael Livingston	8	104	13.0
Bruce Portillo	1	8	8.0
Stephen McGinnis	1	8	8.0
Daniel Gordan	1	39	39.0
Joe Stutts	2	22	11.0
Joe White	1	31	31.0
Michael Nekuza	3	79	26.3
Larry Tunnell	1	0	0.0
William Fraser	1	37	37.0
SMU	22	345	15.7
OPPONENTS	24	246	10.3

PUNT RETURNS	NO	YDS	AVG
Jerry Levias	24	261	10.9
Daryl Doggett	1	5	5.0
Mike Richardson	1	6	6.0
James Livingston	3	5	1.7
SMU	29	277	9.6
OPPONENTS	24	151	6.3



1969 (3-7)

9/13	Air Force	44,300	L	22-26
9/20	at Georgia Tech	42,624	L	21-24
9/27	at Michigan St.	72,189	L	15-23
10/10	TCU *	31,575	W	19-17
10/18	at Rice *	30,000	W	34-14
10/25	Texas Tech *	27,465	L	24-27
11/1	Texas [2/NR] *	55,287	L	14-45
11/8	at Texas A&M [4/NR] *	33,220	L	10-20
11/15	Arkansas *	35,673	L	15-28
11/22	at Baylor *	20,000	W	12-6

Total Avg: 39,223 - Home Avg: 38,860

Coach: Hayden Fry

Captains: R. Cormier, D. Doggett, T. Frasier, C. Hixson,
B. Portillo, S. Poulos

TEAM STATS

	SMU	Opponents
First Downs	203	191
(Rushing)	93	119
(Passing)	101	59
(Penalty)	9	13
Rushing Att. - Yds.	417-1236	517-2312
Rushing Yds. / Game	123.6	231.2
Pass Comp. - Att. - Int.	219-370-16	87-202-13
Passing Yds.	2380	1277
Passing Yds. / Game	238	127.7
Offense Plays - Yds.	787-3616	719-3589
Punting - Yds. - Avg.	52-1933-37.2	51-1934-37.9
Fumbles - Lost	17-10	35-18
Penalties - Yds.	61-592	60-561

INDIVIDUAL STATS

PASSING	CMP	ATT	INT	PCT	YDS	TD
Chuck Hixson	217	362	15	.599	2313	9
Gary Hammond	2	7	1	.286	67	0
Wayne Delamater	0	1	0	.000	0	0
SMU	219	370	16	.592	2380	9
OPPONENTS	87	202	13	.431	1277	8

RECEIVING	REC	YDS	AVG	TD
Gary Hammond	51	722	14.2	2
Kenneth Fleming	41	460	11.2	3
Samuel Holden	35	365	10.4	1
Reid Lesser	34	350	10.3	2
Frank Stringer	15	136	9.1	0
Daryl Doggett	13	89	6.8	0
Walter Haynes	12	50	4.2	0
Gordon Glider	11	143	13.0	1
Larry Guthrie	4	36	9.0	0
Paul Bradley	2	18	9.0	0
Pelham Staples	1	11	11.0	0
SMU	219	2380	10.9	9
OPPONENTS	87	1277	14.7	8

RUSHING	ATT	NET	AVG	TD
Daryl Doggett	189	809	4.3	4
Gordon Glider	61	275	4.5	2
Larry Guthrie	29	109	3.8	0
Reid Lesser	33	82	2.5	2
Gary Hammond	19	74	3.9	2
Walter Haynes	3	7	2.3	0
Wayne Delamater	1	-9	-9.0	0
Chuck Hixson	82	-111	-1.4	3
SMU	417	1236	3.0	13
OPPONENTS	517	2312	4.5	19

INTERCEPTIONS	NO	YDS	AVG	TD
Patrick Curry	7	48	6.9	0
Michael Nekuza	1	27	27.0	0
Pat O'Connell	1	18	18.0	0
Larry Tunnell	1	12	12.0	0
Michael Jordan	1	5	5.0	0
William Fraser	1	0	0.0	0
Joe Stutts	1	0	0.0	0
SMU	13	110	8.5	0
OPPONENTS	16	151	9.4	1

PUNTING	NO	YDS	AVG
Larry Tunnell	35	1339	38.3
Reid Lesser	14	524	37.4
David Thomas	2	64	32.0
Team	1	6	6.0
SMU	52	1933	37.2
OPPONENTS	51	1934	37.9

KICKING	XP	2PT	FG
Reid Lesser	4-7	0-1	3-10
Jim Johnson	9-11		8-12
Kenneth Fleming		2-0	
Chuck Hixson		0-2	
Samuel Holden		1-1	
SMU	13-18	3-4	11-22
OPPONENTS	26-27	0-0	11-19

KICKOFF RETURNS	NO	YDS	AVG
Gary Hammond	27	617	22.9
Larry Guthrie	7	104	14.9
Paul Bradley	4	81	20.3
Frank Stringer	4	43	10.8
Robert Floyd	1	10	10.0
Rusty McDearman	1	0	0.0
SMU	44	855	19.4
OPPONENTS	32	582	18.2

PUNT RETURNS	NO	YDS	AVG
Gary Hammond	20	147	7.4
Paul Bradley	4	34	8.5
Michael Jordan	1	2	2.0
SMU	25	183	7.3
OPPONENTS	20	186	9.3

1970 (5-6)

9/12	Oklahoma	51,909	L	11-28
9/19	at Tennessee	54,158	L	3-28
9/26	New Mexico St.	30,264	W	34-21
10/3	at Northwestern	30,003	W	21-20
10/17	Rice *	24,955	W	10-0
10/24	at Texas Tech *	46,258	L	10-14
10/31	at Texas [1/NR] *	66,500	L	15-42
11/7	Texas A&M *	27,918	W	6-3
11/14	at Arkansas [7/NR] *	43,000	L	3-36
11/21	Baylor *	22,963	W	23-10
11/28	at TCU *	17,118	L	17-26

Total Avg: 37,731 - Home Avg: 31,602

Coach: Hayden Fry

Captains: Chuck Hixson, Joe Stutts

TEAM STATS

	SMU	Opponents
First Downs	190	182
(Rushing)	88	105
(Passing)	88	65
(Penalty)	14	12
Rushing Att. - Yds.	452-1235	557-1906
Rushing Yds. / Game	112.8	173.3
Pass Comp. - Att. - Int.	196-357-32	104-232-14
Passing Yds.	2139	1496
Passing Yds. / Game	194.5	106
Offense Plays - Yds.	809-3374	787-3402
Punting - Yds. - Avg.	80-2775-34.4	77-2699-35
Fumbles - Lost	19-10	29-16
Penalties - Yds.	65-656	63-662

INDIVIDUAL STATS

PASSING	CMP	ATT	INT	PCT	YDS	TD
Chuck Hixson	160	285	18	.561	1763	10
Gary Carter	29	60	13	.483	233	0
Gary Hammond	7	12	1	.583	143	0
SMU	196	357	32	.549	2139	10
OPPONENTS	104	232	14	.448	1496	10

RECEIVING	REC	YDS	AVG	TD
Gary Hammond	50	489	9.8	3
Raymond Mapps	33	347	10.5	2
Randy Dossett	27	380	14.1	2
Kenneth Fleming	25	263	10.5	0
Gordon Glider	24	128	5.3	1
Louis Scott	18	442	24.6	2
Walter Haynes	11	15	1.4	0
Paul Bradley	6	71	11.8	0
Paul Morris	2	4	2.0	0
SMU	196	2139	10.9	10
OPPONENTS	104	1496	14.4	10

RUSHING	ATT	NET	AVG	TD
Gary Hammond	228	891	3.9	6
Gordon Glider	88	342	3.9	0
Paul Morris	32	78	2.4	1
Walter Haynes	10	34	3.4	0
Randy Dossett	5	5	1.0	0
Larry Guthrie	1	4	4.0	0
Raymond Mapps	1	0	0.0	0
Larry Carter	14	-43	-3.1	0
Chuck Hixson	73	-76	-1.0	1
SMU	452	1235	2.7	8
OPPONENTS	557	1906	3.4	2

PUNTING	NO	YDS	AVG	BLK
Seth McLarty	72	2528	35.1	1
Gary Carter	7	248	35.4	0
SMU	79	2776	35.1	1
OPPONENTS	77	2699	35.0	0

KICKING	XP	2PT	FG
Hiram Johnson	13-15		8-12
Randy Dossett		1-1	
Chuck Hixson		1-1	
Kenneth Fleming		1-1	
SMU	13-15	3-3	8-12
OPPONENTS	27-29	0-1	7-13

INTERCEPTIONS	NO	YDS	AVG
Robert Popelka	4	22	5.5
Patrick Curry	3	56	18.7
David Rogers	3	0	0.0
Douglas Berg	1	0	0.0
Sherwood Blount	1	0	0.0
Alan Everest	1	0	0.0
Joe Stutts	1	0	0.0
SMU	14	78	5.6
OPPONENTS	32	271	8.5

KICKOFF RETURNS	NO	YDS	AVG
Gary Hammond	8	186	23.3
Louis Scott	5	95	19.0
Raymond Mapps	4	64	16.0
Gordon Glider	4	85	21.3
Paul Bradley	4	63	15.8
Randy Allen	3	70	23.3
Walter Haynes	2	17	8.5
George Kuesel	1	3	3.0
Paul Morris	1	-1	-1.0
SMU	32	582	18.2
OPPONENTS	25	468	18.7

PUNT RETURNS	NO	YDS	AVG
Randy Allen	10	76	7.6
Gary Hammond	6	38	6.3
Patrick Curry	4	57	14.3
Raymond Mapps	4	14	3.5
Paul Bradley	2	4	2.0
Dennis Howell	1	4	4.0
SMU	27	193	7.1
OPPONENTS	20	214	10.7



1971 (4-7)

9/18	at Oklahoma [10/NR]	48,500	L	0-30
9/25	at Missouri	49,200	L	12-24
10/2	New Mexico St.	31,120	W	28-25
10/9	at Air Force	45,005	L	0-30
10/16	at Rice *	25,000	W	16-10
10/23	Texas Tech *	25,681	W	18-17
10/30	Texas [14/NR] *	40,551	L	18-22
11/6	at Texas A&M *	28,570	L	10-27
11/13	Arkansas [17/NR] *	30,773	L	13-18
11/20	at Baylor *	25,000	W	20-6
11/27	TCU *	18,128	L	16-18

Total Avg: 33,412 - Home Avg: 29,251

Coach: Hayden Fry

Captains: Gary Hammond, Sherwood Blount

TEAM STATS

	SMU	Opponents
First Downs	245	318
(Rushing)	143	196
(Passing)	90	113
(Penalty)	12	9
Rushing Att. - Yds.	527-1719	572-1982
Rushing Yds. / Game	156.3	180.2
Pass Comp. - Att. - Int.	88-188-9	113-229-13
Passing Yds.	931	1508
Passing Yds. / Game	84.6	147.1
Offense Plays - Yds.	715-2650	801-3490
Punting - Yds. - Avg.	81-3014-37	64-2443-36.6
Fumbles - Lost	35-15	32-14
Penalties - Yds.	61-586	58-585

INDIVIDUAL STATS

PASSING	CMP	ATT	INT	PCT	YDS	TD	LP
Gary A. Hammond	75	160	8	.469	787	3	52
Billy Weatherford	13	26	1	.500	144	1	50
Keith Bobo	0	1	0	.000	0	0	0
Alvin Maxson	0	1	0	.000	0	0	0
SMU	88	188	9	.468	931	4	52
OPPONENTS	113	229	13	.493	1508	6	52

RECEIVING	REC	YDS	AVG	TD	LP
Alvin Maxson	25	224	9.0	0	50
Paul E. Bradley	21	187	8.9	0	37
Louis C. Scott	14	215	15.4	3	52
Raymond E. Mapps	8	96	12.0	0	19
T. J. Hutchinson	6	32	5.3	1	14
Randy Dossett	4	29	7.3	0	15
Rayford Clark	3	29	9.7	0	13
Dennis Howell	2	44	22.0	0	41
Keith Bobo	2	28	14.0	0	18
Randell Goss	2	19	9.5	0	7
James Lee Robinson	1	28	28.0	0	28
SMU	88	931	10.6	4	52
OPPONENTS	113	1508	13.3	6	52

RUSHING	ATT	NET	AVG	TD	LP
Alvin Maxson	219	1012	4.6	5	60
Gary A. Hammond	198	401	2.0	0	31
Dennis Howell	57	239	4.2	0	25
Rayford Clark	16	50	3.1	0	7
T.J. Hutchinson	11	41	3.7	0	7
Keith Bobo	3	6	2.0	0	4
Louis C. Scott	2	3	1.5	0	3
James Lee Robinson	4	-1	-0.3	0	3
Billy Weatherford	17	-32	-1.9	0	15
SMU	527	1719	3.3	5	60
OPPONENTS	572	1982	3.5	18	41

KICKOFF RETURNS	NO	YDS	AVG	TD	LP
Louis C. Scott	24	496	20.7	0	31
Alvin Maxson	6	129	21.5	0	36
James Lee Robinson	4	72	18.0	0	18
Rayford Clark	4	51	12.8	0	21
Ronnie Parker	4	38	9.5	0	14
T.J. Hutchinson	2	30	15.0	0	19
Darrell Davis	1	9	9.0	0	9
Larry McClure	1	0	0.0	0	0
SMU	46	825	17.9	0	36
OPPONENTS	34	578	17.0	0	31

PUNT RETURNS	NO	YDS	AVG	TD	LP
Louis C. Scott	20	193	9.7	0	39
Patrick B. Curry	8	97	12.1	1	54
Douglas A. Berg	2	5	2.5	0	6
Donald E. Deweber	1	7	7.0	0	7
SMU	31	302	9.7	1	54
OPPONENTS	37	527	14.2	1	80

INTERCEPTIONS	NO	YDS	AVG	TD	LP
Robert E. Popelka	4	111	27.8	1	76
Patrick B. Curry	3	35	11.7	1	34
Kris Silverthorn	2	14	7.0	0	14
James P. Ryan	2	0	0.0	0	0
Douglas A. Berg	1	42	42.0	0	42
Ralph Blount	1	21	21.0	0	21
SMU	13	223	17.2	2	76
OPPONENTS	9	125	13.9	1	31

PUNTING	NO	YDS	AVG	LP
Seth A. McLarty	81	3014	37.0	58
SMU	81	3014	37.0	58
OPPONENTS	64	2443	36.6	58

KICKING	XP	FG
Hiram B. Johnson	11-12	10-16
Louis C. Scott		0-1
Patrick B. Curry		3-7
Team (Safety)		0-1
SMU	11-12	10-16
OPPONENTS	20-21	15-27

1972 (7-4)

9/16	^Wake Forest	20,175	W	56-10
9/23	at Florida	42,849	W	21-14
9/30	at Virginia Tech	26,000	L	10-13
10/7	^New Mexico St.	27,221	W	55-6
10/21	Rice *	20,398	W	29-14
10/28	Texas Tech [9/NR/18] *	35,953	L	3-17
11/4	at Texas [9/NR] *	72,500	L	9-17
11/11	Texas A&M *	32,109	L	17-27
11/18	at Arkansas *	38,342	W	22-7
11/25	Baylor *	18,035	W	12-7
12/2	at TCU *	18,152	W	35-22

Home games at Cotton Bowl from 1972-78 unless otherwise noted

^ At Texas Stadium

Total Avg: 31,976 - Home Avg: 25,648

Coach: Hayden Fry

Captains: B. Popelka, L. Carey, T. Black, A. Maxson

TEAM STATS

	SMU	Opponents
First Downs	190	157
(Rushing)	110	73
(Passing)	62	74
(Penalty)	18	10
Rushing Att. - Yds.	559-2026	492-1405
Rushing Yds. / Game	184.2	127.7
Pass Comp. - Att. - Int.	106-208-9	116-243-13
Passing Yds.	1531	1621
Passing Yds. / Game	139.2	147.4
Offense Plays - Yds.	767-3557	735-3026
Punting - Yds. - Avg.	71-2712-38.2	80-3177-39.7
Fumbles - Lost	41-18	55-25
Penalties - Yds.	61-603	52-558

INDIVIDUAL STATS

PASSING	CMP	ATT	INT	PCT	YDS	TD	LP
Keith Bobo	65	120	6	.542	1003	10	69
Clifford Ortiz	34	70	6	.486	398	1	33
John Blackburn	5	15	0	.333	41	0	21
Kenny Harrison	2	2	0	1.000	89	1	60
Alvin Maxon	0	1	1	.000	0	0	0
SMU	106	208	13	.510	1531	12	69
OPPONENTS	116	243	17	.477	1621	9	44

RECEIVING	REC	YDS	AVG	TD	LP
Kenny Harrison	29	542	18.7	4	69
Rory Best	18	242	13.4	2	26
Oscar Roan	13	206	15.8	1	46
Wayne Morris	11	48	4.4	1	11
Randy Goss	9	103	11.4	0	22
Alvin Maxson	8	68	8.5	1	30
Wanda Shaw	7	155	22.1	1	52
Raymond Mapps	5	99	19.8	2	60
Ralph Blount	2	42	21.0	0	33
James Lee Robinson	2	15	7.5	0	8
Dennis Howell	2	11	5.5	0	12
SMU	106	1531	14.4	12	69
OPPONENTS	116	1621	14.0	9	44

RUSHING	ATT	NET	AVG	TD	LP
Alvin Maxon	224	1005	4.5	12	52
Wayne Morris	175	884	5.1	3	82
Keith Bobo	94	83	0.9	3	44
Dennis Howell	14	55	3.9	0	16
Rayford Clark	11	41	3.7	0	14
T. J. Hutchinson	4	14	3.5	0	5
Ronnie Robertson	2	1	0.5	0	1
Robert Cortez	20	-8	-0.4	0	11
John Blackburn	11	-17	-1.5	2	5
Kenny Harrison	2	-6	-3.0	0	9
Center Pass	2	-26	-13.0	0	0
SMU	559	2026	3.6	20	82
OPPONENTS	492	1405	2.9	10	71

KICKOFF RETURNS	NO	YDS	AVG	TD	LP
Wanda Shaw	14	268	19.1	0	35
James Lee Robinson	4	103	25.8	0	27
Robert White	2	32	16.0	0	20
Douglas Berg	2	0	0.0	0	0
Wayne Morris	1	38	38.0	0	38
Rayford Clark	1	17	17.0	0	17
Kenny Harrison	1	15	15.0	0	15
Ralph Blount	1	7	7.0	0	7
Thomas Black	1	0	0.0	0	0
SMU	27	480	17.8	0	38
OPPONENTS	46	845	18.4	0	35

PUNT RETURNS	NO	YDS	AVG	TD	LP
Kris Silverthorn	32	443	13.8	2	77
Douglas Berg	4	21	5.3	0	18
Joe Pouncey	1	2	2.0	0	2
SMU	37	466	12.6	2	77
OPPONENTS	32	232	7.3	0	35

INTERCEPTIONS	NO	YDS	AVG	TD	LP
Ted Thompson	4	62	15.5	0	23
Robert Popelka	3	85	28.3	0	58
James Ryan	2	37	18.5	0	34
Kris Silverthorn	2	34	17.0	0	17
Andy Duvall	2	33	16.5	0	33
Robert White	2	2	1.0	0	2
Charles Whitener	1	18	18.0	0	18
Douglas Berg	1	0	0.0	0	0
SMU	17	271	15.9	0	58
OPPONENTS	13	102	7.8	0	40

PUNTING	NO	YDS	AVG	LP
Seth McLarty	69	2596	37.6	61
John Blackburn	1	64	64.0	64
Ortiz	1	52	52.0	52
SMU	71	2712	38.2	64
OPPONENTS	80	3177	39.7	64

KICKING	XP	2PT	FG
Clint Hackney	24-31		9-16
Oscar Roan		1-1	
SMU	24-31	1-1	9-16
OPPONENTS	17-18	0-0	7-12

1973 (6-4-1)

9/15	^Santa Clara	13,997	W	49-7
9/22	at Oregon St.	26,189	W	35-16
9/29	^Virginia Tech	13,683	W	37-6
10/6	^Missouri [15/19]	19,675	L	7-17
10/20	at Rice *	25,000	W	27-16
10/27	at Texas Tech [18/NR] *	45,098	L	14-31
11/3	Texas [20/NR] *	35,096	L	14-42
11/10	at Texas A&M *	37,180	L	10-45
11/17	Arkansas *	18,712	T	7-7
11/24	at Baylor *	23,000	W	38-22
12/1	TCU *	18,572	W	21-19

^ At Texas Stadium
Total Avg: 25,109 - Home Avg: 19,956
Coach: Dave Smith
Captains: Keith Bobo, Andy Duvall

TEAM STATS

	SMU	Opponents
First Downs	182	191
(Rushing)	148	138
(Passing)	24	50
(Penalty)	10	72:00:00
Rushing Att. - Yds.	659-3395	576-2767
Rushing Yds. / Game	308.6	251.6
Pass Comp. - Att. - Int.	38-95-9	90-204-14
Passing Yds.	774	1169
Passing Yds. / Game	70.4	106.3
Offense Plays - Yds.	754-4169	780-3936
Punting - Yds. - Avg.	60-2435-40.6	66-2555-38.7
Fumbles - Lost	42-35	35-22
Penalties - Yds.	61-540	53-553

INDIVIDUAL STATS

PASSING	CMP	ATT	INT	PCT	YDS	TD	LP
Keith Bobo	27	57	4	47.4	541	4	63
Rickey Wesson	10	33	2	30.3	239	1	74
Don Jarma	1	2	0	50.0	-6	0	-6
Charles Benefield	0	2	1	0.00	0	0	0
SMU	38	94	7	40.4	774	5	74
OPPONENTS	90	204	14	44.1	1169	8	58

RECEIVING	REC	YDS	AVG	TD	LP
Oscar Roan	16	331	20.7	3	74
Freeman Johns	10	256	25.6	1	55
Kenny Harrison	5	144	28.8	1	63
Rory Best	3	28	9.3	0	20
Al David Bostick	2	18	9.0	0	9
Rex Garner	1	3	3.0	0	3
Alvin Maxson	1	-6	-6.0	0	-6
SMU	38	774	20.4	5	74
OPPONENTS	90	1169	13.0	8	58

RUSHING	ATT	NET	AVG	TD	LP
Alvin Maxson	115	717	6.2	7	68
Wayne Morris	111	616	5.5	4	61
Al David Bostick	111	615	5.5	1	31
Keith Bobo	95	443	4.7	11	77
Rickey Wesson	102	394	3.9	0	54
Brian Duncan	45	315	7.0	0	56
Rex Garner	28	124	4.4	2	14
Gus Lamkin	21	82	3.9	0	15
Darrell D. McCullough	12	51	4.3	0	7
Kenny Harrison	4	23	5.8	1	19
Charles Benefield	3	11	3.7	0	9
Bobby McKinley	4	9	2.3	0	5
Paul Studivart	1	4	4.0	0	4
Oscar Roan	2	4	2.0	0	4
Don Jarma	4	-13	-3.3	0	4
SMU	658	3395	5.2	26	77
OPPONENTS	576	2767	4.8	18	58

KICKOFF RETURNS	NO	YDS	AVG	TD	LP
Alvin Maxson	11	211	19.2	0	34
Wayne Morris	7	167	23.9	0	59
Rickey Wesson	4	86	21.5	0	49
Brian Duncan	4	57	14.3	0	20
Johns	3	48	16.0	0	22
Charles Benefield	1	18	18.0	0	18
Rex Garner	1	9	9.0	0	9
Rory Best	1	7	7.0	0	7
Kenny Harrison	1	6	6.0	0	6
SMU	33	609	18.5	0	59
OPPONENTS	40	851	21.3	0	40

PUNT RETURNS	NO	YDS	AVG	TD	LP
Mickey Early	18	76	4.2	0	13
Andy Duvall	4	30	7.5	0	30
Russell Johnson	1	0	0.0	0	0
Rickey Wesson	1	-1	-1.0	0	-1
SMU	24	105	4.4	0	30
OPPONENTS	28	339	12.1	3	94

DEFENSE	SOLO	ASST	TOT	TFL	YDS	PD	FF	FR	BFG	BP
Clarence Dennard	28	43	71	4	32	1	2	1	0	0
Randy Savage	18	51	69	7	30	2	0	0	0	0
Russell Johnson	20	44	64	7	36	1	1	2	0	1
Louie Kelcher	27	31	58	11	39	3	4	0	0	0
Charles Jr. Adams	24	21	45	7	41	3	1	1	0	0
David Headstream	13	17	30	5	15	0	0	0	0	0
Mark Cones	6	16	22	0	0	0	0	0	0	0
Toxie Beavers	7	14	21	1	8	1	0	0	0	0
Mike Leitko	6	12	18	3	14	0	0	0	0	0
John H. Oden	4	5	9	2	12	0	0	0	0	0
Chuck Ryan	3	1	4	1	5	0	0	0	0	0
John Ellis	0	2	2	0	0	0	0	0	0	0
Earnest Knox	78	61	139	2	11	0	2	0	0	0
Ted Thompson	68	57	125	2	2	0	3	0	0	0
Randell Goss	4	7	11	0	0	0	0	0	0	0
James Farris	6	5	11	0	0	0	0	0	0	0
Galen Lindsey	0	1	1	0	0	0	0	0	0	0
Andy Duvall	31	39	70	1	6	0	1	4	0	0
Mickey Early	25	28	53	0	0	0	0	1	0	0
Ronnie Robertson	14	24	38	0	0	0	1	1	1	0
Robert T. Smith	15	11	26	2	8	0	1	1	0	0
Robert Gibson	9	11	20	0	0	0	0	0	0	0
Robert Coles	7	6	13	0	0	0	0	0	0	0
Jeff Lear	6	6	12	0	0	0	0	0	0	0
J. Thomas	1	1	2	0	0	0	0	0	0	0
Bobby White	0	1	1	0	0	0	0	0	0	0
SMU	420	515	935	55	259	11	16	11	1	1

INTERCEPTIONS	NO	YDS	AVG	TD	LP
Mickey Early	4	70	17.5	1	43
Andy Duvall	3	105	35.0	2	49
Jeff Lear	2	38	19.0	0	19
Earnest Knox	2	36	18.0	0	20
Robert Gibson	1	30	30.0	0	30
Clarence Dennard	1	11	11.0	1	11
Ronnie Robertson	1	0	0.0	0	0
SMU	14	290	20.7	4	49
OPPONENTS	8	111	13.9	0	56

PUNTING	NO	YDS	AVG	LP
Calvin Blackburn	60	2435	40.6	61
SMU	62	2435	39.3	61
OPPONENTS	66	2555	38.7	79

KICKING	XP	FG
Clint Hackney	31-33	4-11
SMU	31-33	4-11
OPPONENTS	25-27	10-18

1974 (6-4-1)

9/14	^North Texas St.	27,183	W	7-6
9/21	Virginia Tech	13,767	W	28-25
9/28	at Ohio St. [1/NR]	87,487	L	9-28
10/5	Oregon St.	16,958	W	37-30
10/12	at TCU *	16,492	W	33-13
10/19	Rice *	16,184	W	19-14
10/26	Texas Tech [11/NR] *	32,505	L	17-20
11/2	at Texas [12/NR] *	58,500	L	15-35
11/9	Texas A&M [5/NR] *	44,463	W	18-14
11/16	^Arkansas *	46,300	T	24-24
11/23	Baylor *	40,000	L	14-31

^ At Texas Stadium
Total Avg.: 36,349 - Home Avg: 28,312
Coach: Dave Smith
Captains: Oscar Roan, Mike Smith, Ted Thompson

TEAM STATS

	SMU	Opponents
First Downs	201	206
(Rushing)	159	132
(Passing)	32	64
(Penalty)	9	9
Rushing Att. - Yds.	683-3074	572-2618
Rushing Yds. / Game	279.5	238
Pass Comp. - Att. - Int.	45-114-11	98-216-13
Passing Yds.	794	1456
Passing Yds. / Game	72.1	132.4
Offense Plays - Yds.	797-3868	798-4074
Punting - Yds. - Avg.	58-2132-36.8	52-2162-41.6
Fumbles - Lost	51-23	35-19
Penalties - Yds.	59-646	70-707

INDIVIDUAL STATS

PASSING	CMP	ATT	INT	PCT	YDS	TD	LP
Rickey Wesson	37	88	7	42.0	688	9	58
Calvin Blackburn	6	14	3	42.9	78	0	22
Don Jarma	2	10	0	20.0	28	0	16
Kenny Harrison	0	1	0	0.00	0	0	0
Tommy Pereira	0	1	1	0.00	0	0	0
SMU	45	114	11	39.5	794	9	58
OPPONENTS	98	216	13	45.4	1456	8	44

RECEIVING	REC	YDS	AVG	TD	LP
Oscar Roan	19	351	18.5	4	58
Freeman Johns	12	222	18.5	4	58

Kenny Harrison	8	143	17.9	0	32
Al David Bostick	2	34	17.0	0	24
Tennell Atkins	2	21	10.5	0	16
Arthur Whittington	1	27	27.0	1	27
Rory Best	1	-4	-4.0	0	-4
SMU	45	794	17.6	9	58
OPPONENTS	98	1456	14.9	8	44

RUSHING	ATT	NET	AVG	TD	LP
Rickey Wesson	181	885	4.9	10	77
Al David Bostick	184	862	4.7	1	24
Wayne Morris	156	744	4.8	3	41
Rex Garner	59	238	4.0	3	14
Brian Duncan	33	117	3.5	1	10
Darrell McCullough	18	87	4.8	0	19
Danny Browning	21	71	3.4	0	9
Bill Ball	4	19	4.8	0	6
Don Jarma	8	15	1.9	0	9
Oscar Roan	0	14	14.0	1	14
Kenny Harrison	4	8	2.0	0	18
Greg Washington	7	8	1.1	0	9
John Holland	1	6	6.0	0	6
Tommy Pereira	1	5	5.0	0	5
Tennell Atkins	4	3	0.8	0	4
Arthur Whittington	2	3	1.5	0	4
SMU	683	3085	4.5	19	77
OPPONENTS	572	2618	4.6	22	91

KICKOFF RETURNS	NO	YDS	AVG	TD	LP
Arthur Whittington	14	336	24.0	1	100
Tennell Atkins	5	157	31.4	0	57
Rex Garner	6	111	18.5	0	34
Wayne Morris	3	45	15.0	0	19
Charles Benefield	3	37	12.3	0	11
Greg Washington	1	14	14.0	0	14
Robert Griffin	1	0	0.0	0	0
Brian Duncan	1	-7	-7.0	0	-7
SMU	34	693	20.4	1	100
OPPONENTS	37	649	17.5	0	40

PUNT RETURNS	NO	YDS	AVG	TD	LP
Arthur Whittington	21	197	9.4	1	84
Mike Ellis	0	30	30.0	0	30
Mickey Early	5	3	0.6	0	11
Harold Howe	2	-1	-0.5	0	1
SMU	28	229	8.2	1	84
OPPONENTS	24	108	4.5	0	35

DEFENSE	SOLO	ASST	TOT	TFL	YDS	PD	FF	FR
Louie Kelcher	94	67	161	22	78	1	2	2
Mike Ellis	41	40	81	11	40	0	2	1
Mark Cones	29	48	77	5	33	0	1	3
Charles Jr. Adams	40	37	77	4	13	4	0	3

Clarence Dennard	21	53	74	4	15	1	0	0
Stephan Morton	27	32	59	1	13	0	1	0
Toxie Beavers	23	34	57	5	25	0	1	0
Chuck Ryan	15	23	38	2	14	1	0	0
Tom Lowey	10	12	22	1	2	0	0	0
Rnady Savage	14	8	22	0	0	0	0	0
Jimmy Green	9	10	19	1	2	0	0	0
Gus Lamkin	3	5	8	1	5	0	0	1
Galen Lindsey	1	2	3	0	0	0	0	0
Ted Thompson	65	81	146	5	21	7	1	1
Earnest Knox	30	28	58	0	0	1	1	0
Tony Jackson	18	21	39	1	5	0	0	0
Randell Goss	0	2	2	0	0	0	0	0
David Headstream	1	1	2	0	0	0	0	0
Corter Hall	1	1	2	0	0	0	0	0
Russell Johnson	0	1	1	0	0	0	0	0
Mickey Early	48	47	95	5	28	4	3	0
Harold Howe	35	43	78	3	13	6	1	4
Ronnie Robertson	44	29	73	1	3	3	0	1
Robert Smith	41	27	68	0	0	8	0	0
Earl Hopper	6	9	15	0	0	1	0	1
Gerald Burl	6	3	9	0	0	0	0	0
Robert Griffin	6	3	9	0	0	0	0	0
Arthur Whittington	4	3	7	0	0	1	0	0
Tam Hollingshead	0	1	1	0	0	0	0	0
SMU	632	671	1303	72	310	38	13	17

1975 (4-7)

9/6	at Wake Forest	13,400	W	14-7
9/13	at Florida [19/NR]	55,472	L	14-40
9/27	at Houston	28,713	W	27-16
10/4	West Virginia [11/NR]	27,665	L	22-28
10/10	TCU *	15,883	W	28-13
10/18	at Rice *	18,000	L	17-28
10/25	at Texas Tech *	36,020	L	20-37
11/1	Texas [8/NR] *	35,010	L	22-30
11/8	at Texas A&M [4/NR] *	49,809	L	3-36
11/15	Arkansas *	21,880	L	7-35
11/22	at Baylor *	27,300	W	34-31

Total Avg: 29,922 - Home Avg: 25,110
Coach: Dave Smith
Captains: Wayne Morris, Henry Shepard, Mickey Early

TEAM STATS

	SMU	Opponents
First Downs	204	224
(Rushing)	149	150
(Passing)	40	59
(Penalty)	15	15
Rushing Att. - Yds.	673-2874	591-2967
Rushing Yds. / Game	261.3	269.7
Pass Comp. - Att. - Int.	57-130-7	83-160-15
Passing Yds.	984	1408
Passing Yds. / Game	89.5	128
Offense Plays - Yds.	803-3858	751-4375
Punting - Yds. - Avg.	48-1824-350.7	36-1356-37.7
Fumbles - Lost	48-29	44-26
Penalties - Yds.	60-723	64-631

SCORING BY QUARTERS

Team	1st	2nd	3rd	4th	Total
SMU	53	29	48	77	207
Opponent	65	79	69	88	301

Average Points Scored
SMU -- 18.8
Opponent -- 27.4

INDIVIDUAL STATS

PASSING	CMP	ATT	INT	PCT	YDS	TD	LP
Ricky Wesson	35	84	4	.417	672	6	80
Charles Benefield	22	45	3	.489	312	5	45
Tennell Atkins	0	1	0	.000	0	0	0
SMU	57	130	7	.438	984	11	80
OPPONENTS	83	160	15	.519	1408	9	84

1976 (3-8)

9/11	TCU *	24,328	W	34-14
9/18	at Alabama [14/NR]	63,203	L	3-56
9/25	*North Texas St.	25,539	W	38-31
10/2	at Memphis St.	31,424	L	13-27
10/9	at Baylor *	25,000	L	20-27
10/16	Houston [19/NR] *	28,204	L	6-29
10/23	at Texas [13/NR] *	50,000	L	12-13
10/30	Texas A&M *	35,213	L	0-36
11/6	at Rice *	18,000	L	34-41
11/13	at Texas Tech [5/NR] *	34,780	L	7-34
11/20	at Arkansas *	32,000	W	35-31

^ At Texas Stadium; 1 At Shreveport, La.
Total Avg: 32,245 - Home Avg: 29,936
Coach: Ron Meyer
Captains: Jim Duggan, Ricky Wesson, Mark Cones, David Bostick

TEAM STATS

	SMU	Opponents
First Downs	163	224
(Rushing)	93	148
(Passing)	58	61
(Penalty)	12	15
Rushing Att. - Yds.	497-2170	628-2948
Rushing Yds. / Game	197.3	268
Pass Comp. - Att. - Int.	87-199-12	100-192-8
Passing Yds.	1332	1480
Passing Yds. / Game	121.1	134.5
Offense Plays - Yds.	696-3502	820-4428
Punting - Yds. - Avg.	60-2582-43.0	52-2075-39.9
Fumbles - Lost	34-26	38-18
Penalties - Yds.	78-734	85-775

SCORING BY QUARTERS

Team	1st	2nd	3rd	4th	Total
SMU	34	62	54	52	202
Opponent	57	96	81	105	339

Average Points Scored
SMU -- 18.3
Opponent -- 30.8

INDIVIDUAL STATS

PASSING	CMP	ATT	INT	PCT	YDS	TD	LP
Ricky Wesson	69	154	8	.448	1011	8	55
Anthony Black	18	44	3	.409	321	2	76
Greg Washington	0	1	1	.000	0	0	0
SMU	87	199	12	.437	1332	10	73
OPPONENTS	100	192	8	.521	1480	11	60

RECEIVING

	REC	YDS	AVG	TD	LP
Freeman Johns	22	452	20.5	4	80
Kenny Harrison	11	246	22.4	4	52
Arthur Whittington	7	82	11.7	1	33
Wayne Morris	6	115	19.2	2	39
Joe Nobles	4	51	12.8	0	15
Mike Johnson	2	18	9.0	0	11
David Bonilla	2	15	7.5	0	11
Al David Bostick	1	10	10.0	0	10
Elton Garrett	1	-1	-1.0	0	-1
Anthony Myers	1	-4	-4.0	0	-4
SMU	57	984	17.3	11	80
OPPONENTS	83	1408	17.0	9	84

RUSHING

	ATT	NET	AVG	TD	LP
Wayne Morris	163	800	4.9	4	77
Arthur Whittington	113	597	5.3	3	42
Al David Bostick	90	378	4.2	4	22
Ricky Wesson	124	330	2.7	1	49
Milton Jones	36	261	7.3	1	72
David Bonilla	66	259	3.9	1	26
Charles Benefield	61	159	2.6	1	17
Tennell Atkins	9	56	6.2	0	18
Mike Johnson	1	12	12.0	0	12
Freeman Johns	3	10	3.3	0	6
Rick Fambro	5	7	1.4	0	10
Clifford Agee	1	5	5.0	0	5
Joe Nobles	1	0	0.0	0	0
SMU	673	2874	4.3	15	77
OPPONENTS	591	2967	5.0	29	48

KICKOFF RETURNS

	NO	YDS	AVG	TD	LP
Arthur Whittington	18	319	17.7	0	28
Tennell Atkins	12	255	21.3	0	68
Wayne Morris	3	61	20.3	0	31
Charles Benefield	6	42	7.0	0	16
Ricky Wesson	2	35	17.5	0	26
Rick Fambro	1	12	12.0	0	12
Elton Garrett	1	0	0.0	0	0
SMU	43	724	16.8	0	68
OPPONENTS	33	674	20.4	0	52

PUNT RETURNS

	NO	YDS	AVG	TD	LP
Arthur Whittington	8	66	8.3	0	47
Wayne Morris	1	11	11.0	0	11
David Hill	1	0	0.0	0	0
SMU	10	77	7.7	0	47
OPPONENTS	18	75	4.2	0	32

DEFENSE

	SOLO	ASST	TOT SACKS	PD	FF	FR
Charles Jr. Adams	54	49	103	2	2	1
James Wright	51	50	101	0	0	1
Jimmy Green	47	52	99	0	0	3
Jene Williams	32	47	79	11.5	1	0
David Headstream	36	31	67	0	0	0
Toxie Beavers	34	30	64	0	0	1

RECEIVING

	REC	YDS	AVG	TD	LP
Robert Fischer	23	369	16.0	2	52
Emanuel Tolbert	17	371	21.8	4	76
Arthur Whittington	11	145	13.2	1	23
Thomas Ferguson	11	243	22.1	1	47
Elton Garrett	10	164	16.4	2	37
Tennell Atkins	8	35	4.4	0	20
Bill Ball	6	8	1.3	0	11
Leo McCoy	1	-3	-3.0	0	-3
SMU	87	1332	15.3	10	73
OPPONENTS	100	1480	14.8	11	60

RUSHING

	ATT	NET	AVG	TD	LP
Arthur Whittington	161	789	4.9	7	68
Tennell Atkins	109	455	4.2	1	39
Bill Ball	57	394	6.9	3	80
Ricky Wesson	120	385	3.2	3	26
Emanuel Tolbert	17	108	6.4	1	31
Leo McCoy	14	59	4.2	0	13
Randy Jurecka	6	17	2.8	0	7
Al David Bostick	3	13	4.3	0	6
Anthony Black	10	-50	-5.0	0	2
SMU	497	2170	4.4	15	80
OPPONENTS	628	2948	4.7	33	63

KICKOFF RETURNS

	NO	YDS	AVG	TD	LP
Arthur Whittington	33	700	21.2	1	92
Emanuel Tolbert	6	86	14.3	0	20
Randy Jurecka	2	33	16.5	0	18
Tennell Atkins	1	21	21.0	0	21
Leo McCoy	1	20	20.0	0	20
Robert Fischer	2	14	7.0	0	7
Bob Stein	1	7	7.0	0	7
Mark Cones	1	3	3.0	0	2
SMU	47	884	18.8	1	92
OPPONENTS	35	421	12.0	0	28

PUNT RETURNS

	NO	YDS	AVG	TD	LP
Arthur Whittington	19	209	11.0	2	75
Elton Garrett	1	3	3.0	0	3
Emanuel Tolbert	1	2	2.0	0	2
SMU	21	214	10.2	2	75
OPPONENTS	38	414	10.9	0	69

INTERCEPTIONS

	NO	YDS	AVG	TD	LP
Mark Howe	4	43	10.8	0	37
David Hill	1	3	3.0	0	3
Harold Perry	1	0	0.0	0	0
Putt Choate	1	0	0.0	0	0
Ricky Wesson	1	0	0.0	0	0
SMU	8	46	5.8	0	37
OPPONENTS	12	157	13.1	0	48

RECEIVING

Rick Cowart	26	28	54	0	1	0	1
Chuck Ryan	16	36	52	0	0	0	1
Tom Lowey	9	19	28	4	0	2	1
Galen Lindsey	7	13	20	5	1	0	1
Rodi Gray	4	8	12	1	0	0	1
Michael Baker	1	3	4	0	0	0	0
Clarence Dennard	2	1	3	0	0	1	0
Tim Cosby	0	1	1	1	0	0	0
Robert Rasmussen	0	1	1	0	0	0	0
Russell Johnson	33	45	78	1	2	0	2
Marion Harper	27	34	61	1	2	1	0
Putt Choate	28	32	60	0	0	1	2
Al David Bostick	20	39	59	0	0	0	2
Tony Jackson	9	15	24	0	0	0	0
Pete Muse	3	3	6	0	0	0	0
Mickey Early	61	49	110	0	7	0	3
Louis Blanton	40	54	94	0	2	3	0
David Hill	34	28	62	0	4	1	0
Tony Perry	27	11	38	0	0	0	0
Harold Perry	12	9	21	0	0	0	0
Mark Howe	8	9	17	0	0	0	0
Robert Griffin	6	6	12	0	0	0	0
Eddie Jr. Horn	7	4	11	0	0	0	0
SMU	634	707	1341	26.5	22	15	26

INTERCEPTIONS

NO	YDS	AVG	TD	LP	
David Hill	4	52	13.0	1	28
Louis Blanton	4	42	10.5	0	24
Mickey Early	3	0	0.0	0	0
Eddie Jr. Horn	1	24	24.0	0	24
David Headstream	1	6	6.0	0	6
James Wright	1	4	4.0	0	4
Harold Perry	1	0	0.0	0	0
SMU	15	128	8.5	1	28
OPPONENTS	8	99	12.4	1	48

PUNTING

NO	YDS	AVG	LP	
Bruce Hursh	47	1801	38.3	59
Milton Jones	1	23	23.0	23
SMU	48	1824	38.0	59
OPPONENTS	36	1356	37.7	57

KICKING

XP	2PT	SAF	FG	
Mark Emblar	11-12		4-8	
Kavan Farrar	10-11		1-2	
Ricky Wesson		2-2		
Charles Benefield		0-1		
David Bonilla		0-1		
John Dunlop			1-1	
SMU	21-23	2-4	1	6-11
OPPONENTS	33-37	1-2	1	10-17

DEFENSE

SOLO	ASST	TOT	SACKS	FF	FR	
Charles Hunt	56	58	114	1	0	0
James Wright	58	41	99	2	3	3
Jeff Sutton	41	36	77	1	1	0
Pete Muse	36	22	58	1	1	0
Newt Dorsett	36	16	52	0	0	1
Mark Cones	27	18	45	0	1	0
Calvin Blackwell	12	28	40	0	1	0
Gary Nelson	13	16	29	0	0	0
Mark Griffith	6	11	17	0	0	0
Steven Eades	12	4	16	1	0	1
Galen Lindsey	11	4	15	0	1	0
James A. Duggan	3	7	10	1	0	0
Albert Secor	1	0	1	0	0	1
John Clark	3	1	4	0	0	0
Jene Williams	0	0	0	0	0	0
Putt Choate	76	74	150	0	0	1
Al David Bostick	43	47	90	2	3	3
Paul Sturdivant	25	11	36	1	0	0
Randy Katz	12	22	34	0	0	0
Tony Jackson	10	21	31	0	0	1
Robert Byers	14	5	19	0	0	1
Sid Lawerance	6	4	10	0	0	0
Randy Brooks	5	2	7	0	0	0
Sid Greehey	26	53	79	0	0	1
David Hill	23	32	55	0	0	1
Mark Howe	22	25	47	0	1	1
Harold Perry	22	20	42	0	0	0
Gary Pickens	6	7	13	0	0	0
Roy Poston	1	1	2	0	0	0
Russell Johnson	0	1	1	0	0	0
David Gossett	0	1	1	0	0	0
Ricky Wesson	0	1	1	0	0	0
Arther Whittington	0	0	0	0	0	0
Steve Resnick	0	0	0	0	0	0
SMU	606	589	648	10	12	15

PUNTING

NO	YDS	AVG	LP	
Rosenthal	60	2582	43.0	64
SMU	60	2582	43.0	64
OPPONENTS	52	2075	39.9	65

KICKING

XP	2PT	SAF	FG	
John Dunlop	18-20		4-8	
Ricky Wesson		0-1		
Bill Ball		0-1		
Fla Strawn	4-5		0-1	
Anthony Black		0-1		
Tatum	0-1		0-1	
SMU	22-26	0-2	0	4-10
OPPONENTS	36-39	1-5	2	11-20



1977 (4-7)

9/10	at TCU *	19,576	W	45-21
9/17	*North Texas St.	26,097	L	13-24
9/24	Tulane	18,460	W	28-23
10/1	Ohio St. [6/NR]	45,000	L	7-35
10/8	at Baylor *	30,300	L	6-9
10/15	at Houston [19/NR] *	30,774	W	37-23
10/22	Texas [2/NR] *	36,151	L	14-30
10/29	at Texas A&M [11/NR] *	53,932	L	21-38
11/5	Rice *	6,918	W	41-24
11/12	Texas Tech [18/NR] *	21,689	L	7-45
11/19	at Arkansas [8/NR] *	43,791	L	7-47

^ At Texas Stadium
Total Avg: 30,244 - Home Avg: 25,644
Coach: Ron Meyer
Captains: Putt Choate, Rick Cowart, Arthur Whittington

TEAM STATS

	SMU	Opponents
First Downs	198	267
(Rushing)	80	165
(Passing)	99	85
(Penalty)	19	17
Rushing Att. - Yds.	436-1354	639-2999
Rushing Yds. / Game	123.1	272.6
Pass Comp. - Att. - Int.	155-308-21	134-238-16
Passing Yds.	2115	1761
Passing Yds. / Game	192.3	160.1
Offense Plays - Yds.	744-3469	877-4760
Punting - Yds. - Avg.	63-2743-43.5	45-1838-40.8
Fumbles - Lost	29-11	28-19
Penalties - Yds.	71-757	98-882

INDIVIDUAL STATS

PASSING	CMP	ATT	INT	PCT	YDS	TD	LP
Mike Ford	153	301	20	.508	2064	11	58
Anthony Black	2	7	1	.286	51	0	45
SMU	155	308	21	.503	2115	11	58
OPPONENTS	134	334	16	.563	1761	14	49

RECEIVING	REC	YDS	AVG	TD	LP
Emanuel Tolbert	64	996	15.1	6	49
Arthur Whittington	22	276	12.5	1	58
Elton Garrett	20	308	15.4	2	43
Anthony Smith	19	206	10.8	1	26
Robert Fisher	13	250	19.2	0	40
Paul Rice	8	29	3.6	1	8

Walt Foster	5	27	5.4	0	8
Derrek Shelton	3	17	5.7	0	8
Tim Johnson	1	6	6.0	0	6
SMU	155	2115	13.6	11	58
OPPONENTS	134	1761	13.1	14	49

RUSHING	ATT	NET	AVG	TD	LP
Arthur Whittington	205	824	4.0	9	77
Rice	78	291	3.7	2	38
Derrek Shelton	23	91	4.0	2	12
Emanuel Tolbert	23	70	3.0	0	25
Walt Foster	14	70	5.0	0	17
Tim Johnson	10	68	6.8	0	14
David Dykhuizen	9	41	4.6	0	13
Tennell Atkins	5	14	2.8	1	7
Anthony Smith	0	13	13.0	0	13
Ken Rosenthal	1	7	7.0	0	7
Haggerty	2	4	2.0	0	4
Anthony Black	7	-1	-0.1	0	7
Mike Ford	57	-138	-2.4	2	19
SMU	434	1354	3.1	16	77
OPPONENTS	639	2999	4.7	27	58

KICKOFF RETURNS	NO	YDS	AVG	TD	LP
Arthur Whittington	16	294	18.4	0	78
Paul Rice	5	131	26.2	0	41
Dickie Blaylock	2	38	19.0	0	23
David Dykhuizen	3	28	9.3	0	17
Tim Johnson	3	33	11.0	0	18
Mark Gibson	3	29	9.7	0	16
Elton Garrett	1	17	17.0	0	17
Byron Hunt	1	7	7.0	0	7
SMU	34	577	17.0	0	78
OPPONENTS	19	262	13.8	0	26

PUNT RETURNS	NO	YDS	AVG	TD	LP
David Hill	6	57	9.5	0	37
Arthur Whittington	10	35	3.5	0	10
Dickie Blaylock	5	24	4.8	0	21
Sid Greehey	1	12	12.0	0	12
Jeff Sutton	1	7	7.0	0	7
Harold Perry	1	-6	-6.0	0	-6
SMU	24	129	5.4	0	37
OPPONENTS	32	178	5.6	0	15

DEFENSE	SOLO	ASST	TOT	TFL	SACKS	FF	FR
Putt Choate	68	118	186	2	2	0	2
Champ Dickerson	62	74	136	6	1	1	0
Jimmy Smith	14	17	31	0	0	0	0
Ray Dolford	9	16	25	0	0	0	0
Karl Arendale	5	16	21	0	0	0	0
Leo George	0	0	0	0	0	0	0
James Wright	29	86	115	2	7	1	8
Charles Hunt	16	77	93	1	3	1	1
Byron Hunt	28	31	59	1	0	1	1

Roy Douglas	33	20	53	1	1	0	0
Jeff Sutton	4	43	47	0	2	1	0
Pete Muse	5	39	44	0	2	1	1
Steven Eades	20	15	35	1	0	4	1
David Marshall	8	27	35	0	1	0	1
Gary Nelson	15	15	30	2	2	0	0
Erwin Greer	2	12	14	0	0	0	1
Lee Spivey	0	4	4	0	0	0	0
Robert Rasmussen	0	2	2	0	0	0	0
Sid Greehey	32	18	50	3	0	0	2
Harold Perry	22	15	37	4	0	1	1
Tim Jones	22	8	30	1	1	1	0
John Simmons	11	16	27	2	1	1	0
David Hill	15	9	24	0	0	0	1
Mark Gibson	10	4	14	0	0	1	2
David Rogers	9	4	13	0	1	0	1
Charles Bruton	7	2	9	0	0	0	1
Mike Johnson	1	1	2	0	0	0	0
Lee Jeane	0	0	0	0	0	0	0
John Dunlop	0	0	0	0	0	0	0
Vincent Cain	0	0	0	0	0	0	0
Robert Fischer	0	0	0	0	0	0	0
Tim Johnson	0	0	0	0	0	0	0
Dickie Blaylock	0	0	0	0	0	0	0
J. Hunt	0	0	0	0	0	1	0
Gary Pickens	0	0	0	0	0	0	0
SMU	447	689	1136	26	24	15	24

INTERCEPTIONS	NO	YDS	AVG	TD	LP
Harold Perry	5	94	18.8	1	37
Putt Choate	2	108	54.0	1	100
John Simmons	2	34	17.0	1	34
Sid Greehey	2	0	0.0	0	0
David Hill	1	44	44.0	1	44
Gary Nelson	1	10	10.0	0	10
Tim Johnson	1	1	1.0	0	0
Mark Gibson	1	0	0.0	0	0
SMU	15	291	19.4	4	100
OPPONENTS	21	161	7.7	0	64

PUNTING	NO	YDS	AVG	LP	BLK
Ken Rosenthal	62	2741	44.2	68	1
Team	1	2	2.0	2	0
SMU	62	2743	44.2	68	1
OPPONENTS	45	1838	40.8	61	2

KICKING	XP	2PT	FG
Arthur Whittington	1-1		
Emmanuel Tolbert	1-1		
John Dunlop	24-28		4-9
TEAM	0-1	2-2	0-0
SMU	24-29	2-2	4-9
OPPONENTS	30-34	2-7	13-22

1978 (4-6-1)

9/9	TCU *	41,112	W	45-14
9/16	at Florida	34,101	W	35-25
9/23	at Penn St. [3/NR]	77,404	L	21-26
10/7	at Ohio St. [14/NR]	87,712	T	35-35
10/14	at Baylor *	36,500	W	28-21
10/21	Houston [11/NR] *	64,871	L	28-42
10/28	at Texas [7/NR] *	65,000	L	3-22
11/4	Texas A&M *	57,208	L	17-20
11/11	at Rice *	14,000	W	58-0
11/18	at Texas Tech *	45,101	L	16-19
11/25	Arkansas [11/NR] *	44,647	L	14-27

Total Avg: 51,605 - Home Avg: 51,960
Coach: Ron Meyer
Captains: Putt Choate, D.K. Perry, Joe Bays, Elton Garrett

TEAM STATS

	SMU	Opponents
First Downs	225	225
(Rushing)	66	147
(Passing)	140	64
(Penalty)	19	14
Rushing Att. - Yds.	408-1184	652-2564
Rushing Yds. / Game	107.6	233.1
Pass Comp. - Att. - Int.	225-291-23	108-238-24
Passing Yds.	3038	1306
Passing Yds. / Game	276.2	118.7
Offense Plays - Yds.	799-4222	890-3870
Punting - Yds. - Avg.	65-2381-36.6	61-2544-41.7
Fumbles - Lost	29-17	39-21
Penalties - Yds.	67-691	75-656

SCORING BY QUARTERS

Team	1st	2nd	3rd	4th	Total
SMU	65	109	57	69	300
Opponent	50	78	81	42	251

Average Points Scored
SMU - 27.3
Opponent - 22.8

INDIVIDUAL STATS

PASSING	CMP	ATT	INT	PCT	YDS	TD	LP
Mike Ford	224	389	23	.576	3007	17	77
Jim Bob Taylor	1	2	0	.500	31	1	31
SMU	225	391	23	.575	3038	18	77
OPPONENTS	108	238	24	.454	1306	11	59

RECEIVING	REC	YDS	AVG	TD	LP
Emanuel Tolbert	62	1041	16.8	11	77
Anthony Smith	32	519	16.2	0	49
Ellon Garrett	32	443	13.8	4	34
Derrek Shelton	26	202	7.8	0	16
Darold Turner	24	189	7.9	0	30
Tim Johnson	17	175	10.3	0	40
Gary Smith	15	210	14.0	1	31
Robert Fisher	10	163	16.3	1	34
James Mobley	4	48	12.0	0	18
Clement Fox	1	31	31.0	1	31
Walt Foster	1	9	9.0	0	9
Dick Blaylock	1	9	9.0	0	9
SMU	225	3039	13.5	18	77
OPPONENTS	108	1306	12.1	11	59

RUSHING	ATT	NET	AVG	TD	LP
Derrek Shelton	98	332	3.4	3	22
Tim Johnson	61	323	5.3	1	20
Darold Turner	124	313	2.5	7	14
Charles Lewis	28	155	5.5	1	38
Jim Bob Taylor	13	80	6.2	0	17
Glen Stirman	5	20	4.0	0	6
Emanuel Tolbert	4	12	3.0	0	9
Charles Haggerty	3	5	1.7	0	2
Walt Foster	1	3	3.0	0	3
Elton Garrett	1	0	0.0	1	0
James Mobley	1	-9	-9.0	0	-9
Mike Ford	70	-50	-0.7	4	16
SMU	408	1184	2.9	17	38
OPPONENTS	652	2564	3.9	16	42

KICKOFF RETURNS	NO	YDS	AVG	TD	LP
Harold Perry	31	732	23.6	1	94
Gary Pickens	3	28	9.3	0	15
Emanuel Tolbert	2	46	23.0	0	24
Mark Gibson	1	7	7.0	0	7
SMU	37	813	22.0	1	94
OPPONENTS	44	817	18.6	1	100

PUNT RETURNS	NO	YDS	AVG	TD	LP
Harold Perry	25	268	10.7	1	80
Blane Smith	2	3	1.5	0	3
Byron Hunt	27	271	10.0	1	80
SMU	33	219	6.6	1	37

DEFENSE	SOLO	ASST	TOT	TFL	SACKS	PD	FF	FR
Putt Choate	94	159	253	2	0	3	2	2
Eric Ferguson	39	74	113	0	0	3	2	3
Jimmy Smith	16	28	44	2	0	0	2	0
Gordon McAdams	9	19	28	1	0	1	0	1
Jared Moore	12	26	38	0	0	1	0	0
Gary Nelson	64	42	106	9	10	1	2	1
Byron Hunt	26	33	59	3	0	1	2	1
Jerry Kovar	28	30	58	1	1	0	0	1
Don Pettaway	5	4	9	1	0	0	2	0
Roy Douglas	2	1	3	0	0	0	0	0
Harvey Armstrong	30	87	117	3	3	0	0	0
Pete Muse	24	75	99	0	2	0	3	0
Charles Hunt	21	44	65	1	2	3	0	0
John Wells	11	28	39	0	1	1	1	0
Dean Haugum	8	22	30	0	1	0	0	0
Perry Hartnett	2	14	16	0	2	1	0	1
David Marshall	0	12	12	0	0	0	0	0
Richard Neely	2	1	3	0	1	0	0	0
Waldo Theus	0	3	3	0	0	0	0	0
David Hill	33	10	43	0	0	6	1	1
Harold Perry	38	38	76	1	0	3	4	3
Charles Bruton	27	9	36	1	0	3	2	3
John Simmons	37	16	53	3	0	2	1	3
Tim Jones	22	16	38	0	0	2	2	1
Blane Smith	20	7	27	0	0	2	0	0
Sid Greehey	9	7	16	0	0	2	1	1
Gary Pickens	11	1	12	0	0	0	0	2
Mark Gibson	4	2	6	0	0	0	0	0
SMU	594	808	1402	28	23	35	24	24



1981 (10-1) NATIONAL CHAMPIONS SWC CHAMPIONS

9/5	Texas-Arlington	20,130	W	48-0
9/12	North Texas St.	20,400	W	34-7
9/19	Grambling	45,700	W	58-27
9/26	at TCU [NR/2] *	25,862	W	20-9
10/10	Baylor [NR/14] *	33,110	W	37-20
10/17	at Houston [NR/10] *	36,892	W	38-22
10/24	Texas [10/8] *	60,777	L	7-9
10/31	at Texas A&M [NR/13] *	62,646	W	27-7
11/7	Rice [NR/10] *	28,750	W	33-12
11/14	Texas Tech [NR/8] *	24,410	W	30-6
11/21	at Arkansas [16/6] *	43,842	W	32-18

Total Avg: 36,593 - Home Avg: 33,325
Coach: Ron Meyer

Captains: Harvey Armstrong, Perry Hartnett
NCAA-Recognized National Championship by the National Championship Foundation

TEAM STATS

	SMU	Opponents
First Downs	216	177
(Rushing)	147	90
(Passing)	50	77
(Penalty)	19	10
Rushing Att. - Yds.	660-3226	460-1398
Rushing Yds. / Game	293.3	127.1
Pass Comp. - Att. - Int.	69-161-10	129-294-31
Passing Yds.	1080	1695
Passing Yds. / Game	98.2	154.1
Offense Plays - Yds.	821-4306	754-3093
Punting - Yds. - Avg.	58-2403-41.4	67-2569-38.3
Fumbles - Lost	29-17	27-17
Penalties - Yds.	86-702	68-632

SCORING BY QUARTERS

Team	1st	2nd	3rd	4th	Total
SMU	56	108	73	128	365
Opponent	13	17	56	51	137

Average Points Scored
SMU -- 33.2
Opponent -- 12.5

INDIVIDUAL STATS

PASSING	CMP	ATT	INT	PCT	YDS	TD	LP
Lance McIlhenny	67	155	10	.432	1066	7	70
Jeff Courtwright	2	5	0	.400	14	0	8
Craig James	0	1	0	.000	0	0	0
SMU	69	161	10	.429	1080	7	70
OPPONENTS	129	294	31	.439	1695	9	53

RECEIVING	REC	YDS	AVG	TD	LP
Jackie Wilson	20	397	19.9	1	70
Lee Jeanne	18	271	15.1	2	35
Bobby Leach	13	219	16.8	0	42
Craig James	5	45	9.0	0	19
Ricky Bolden	4	37	9.3	2	18
Norm Revis	3	42	14.0	2	25
Scott Ford	2	31	15.5	0	23
Gary Smith	2	30	15.0	0	18
Jerome Kovar	1	8	8.0	0	8
Eric Dickerson	1	2	2.0	0	2
SMU	69	1082	15.7	7	70
OPPONENTS	129	1695	13.1	9	53

RUSHING	ATT	NET	AVG	TD	LP
Eric Dickerson	255	1428	5.6	19	62
Craig James	233	1147	4.9	9	29
Lance McIlhenny	112	241	2.2	0	52
Bobby Leach	8	136	17.0	3	39
Charles Drayton	21	75	3.6	0	15
Lee Jeanne	2	53	26.5	1	41
Gary Hashaway	4	35	8.8	0	18
Jerome Kovar	8	30	3.8	0	7
Loft McIlhenny	5	30	6.0	1	13
Henry Andrade	2	19	9.5	0	14
Sterling Wilson	1	18	18.0	0	18
Jeff Courtwright	8	14	1.8	0	5
SMU	659	3226	4.9	33	62
OPPONENTS	460	1398	3.0	8	41

KICKOFF RETURNS	NO	YDS	AVG	TD	LP
Blane Smith	15	265	17.7	0	34
Bobby Leach	6	81	13.5	0	23
Dwyne Anderson	5	71	14.2	0	26
Darren Mitchell	1	0	0.0	0	0
Russell Carter	1	0	0.0	0	0
Waldo Theus	1	0	0.0	0	0
SMU	29	417	14.4	0	34
OPPONENTS	29	486	16.8	0	32

PUNT RETURNS	NO	YDS	AVG	TD	LP
Blane Smith	15	90	6.0	0	42
Bobby Leach	8	42	5.3	0	12
Craig James	2	19	9.5	0	10
Wes Hopkins	3	12	4.0	0	8
Fred Nichols	1	6	6.0	0	6
Richard Neely	1	4	4.0	0	4
SMU	30	173	5.8	0	42
OPPONENTS	22	218	9.9	0	71

DEFENSE	GP	SOLO	ASST	TOT	AVG	TFL	YDS	SACKS	PD	FF	FR
Roy Simon	11	32	20	52	4.7	15	116	11	1	0	2
Roy Douglas	11	31	19	50	4.5	7	22	1	1	0	1
Russell Washington	11	33	12	45	4.1	12	83	8	1	2	2
Darren Mitchell	11	6	1	7	0.6	1	9	1	0	0	0
Kit Case	10	1	2	3	0.3	1	3	0	0	0	0
Randy Swain	5	1	0	1	0.2	0	0	0	0	0	0
Todd Moore	1	0	0	0	0.0	0	0	0	0	0	0

INDIVIDUAL STATS

PASSING	CMP	ATT	INT	PCT	YDS	TD
Lance McIlhenny	57	120	3	.475	1099	10
Jeff Courtwright	8	16	0	.500	168	3
Craig James	0	1	0	.000	0	0
SMU	65	137	3	.474	1267	13

RECEIVING	REC	YDS	AVG	TD
Eric Dickerson	6	60	10.0	0
Craig James	11	208	18.9	3
Mark Crites	1	8	8.0	0
Reggie Dupard	1	2	2.0	0
Michael Charles	2	12	6.0	0
Gary Smith	21	354	16.9	3
Jackie Wilson	11	217	19.7	2
Rickey Bolden	7	79	11.3	3
Bobby Leach	6	187	31.2	2
SMU	66	1127	17.1	13

RUSHING	ATT	NET	AVG	TD
Eric Dickerson	232	1617	7.0	17
Craig James	197	938	4.8	4
Lance McIlhenny	99	167	1.7	2
Mark Crites	34	103	3.0	0
Gary Hashaway	15	67	4.5	1
Reggie Dupard	13	85	6.5	2
Michael Charles	11	46	4.2	0
Jeff Courtwright	9	-7	-0.8	0
SMU	610	3016	4.9	26

KICKOFF RETURNS	NO	YDS	AVG	TD
Reggie Dupard	12	231	19.3	0
Jeffery Brown	3	38	12.7	0
Bobby Leach	1	91	91.0	1
Blane Smith	1	17	17.0	0
Sterling Wilson	1	15	15.0	0
Greg Hubbard	1	11	11.0	0
Craig James	1	10	10.0	0
SMU	20	413	20.7	1

PUNT RETURNS	NO	YDS	AVG	TD
Reggie Dupard	9	59	6.6	0
Blane Smith	8	34	4.3	0
Keith Brooks	2	28	14.0	0
Darrin Boone	1	29	29.0	0
Jerome Kovar	1	7	7.0	1
SMU	21	157	7.5	1

DEFENSE	GP	SOLO	ASST	TOT	AVG	TFL	YDS	SACKS	PD	FF	FR
Gary Moten	11	79	59	138	9.0	4	5	0	2	1	1
Clarence McDade	11	62	53	115	10.5	2	7	0	5	2	1
Kevin Chaney	11	40	38	78	7.1	7	9	2	1	0	3
Michael Carter	11	41	34	75	6.8	3	9	0	0	0	2
Wes Hopkins	11	49	25	74	6.7	5	14	1	7	2	1
Russell Washington	11	47	20	67	6.1	1	1	7	1	2	0
Anthony Beverly	11	39	23	62	5.6	5	15	9	0	0	2
Richard Neely	11	27	31	58	5.3	4	30	0	0	0	0
Blane Smith	11	41	17	58	5.3	3	11	0	7	2	1

Gary Moten	9	56	83	139	15.4	5	19	2	2	1	1
Eric Ferguson	11	32	81	113	10.3	2	13	1	4	5	3
Eric Moore	10	10	28	38	3.8	0	0	0	0	0	0
Kevin Adams	10	3	10	13	1.3	0	0	0	0	0	0
Larry Cox	10	6	6	12	1.2	0	0	0	0	0	0
Standley Godine	10	2	7	9	0.9	0	0	0	0	0	0
Russell Anderson	7	0	4	4	0.6	0	0	0	0	0	0
Anthony Beverly	1	1	1	2	2.0	0	0	0	2	0	0
Harvey Armstrong	11	23	50	73	6.6	8	41	3	0	2	1
Richard Neely	11	13	36	49	4.5	5	24	2	0	1	0
Harvey McAlee	11	11	37	48	4.4	8	33	4	0	1	0
Kevin Chaney	11	14	25	39	3.5	6	42	4	0	1	0
Michael Carter	7	12	23	35	5.0	3	16	1	1	1	0
Mitch Willis	8	3	8	11	1.4	2	13	1	2	0	0
Waldo Theus	11	1	4	5	0.5	0	0	0	0	0	0
Byron Frierson	8	1	3	4	0.5	0	0	0	0	0	0
Mike Edison	1	0	0	0	0.0	0	0	0	0	0	0
James Mobley	11	32	30	62	5.6	1	3	0	7	2	2
Wes Hopkins	11	32	18	50	4.5	5	38	3	5	1	0
Russell Carter	11	30	12	42	3.8	1	3	0	5	1	2
Eddie Radford	10	14	8	22	2.2	0	0	0	10	0	0
Fred Nichols	11	15	5	20	1.8	0	0	0	4	0	1
Dwyne Anderson	11	11	9	20	1.8	0	0	0	0	0	0
Blane Smith	11	7	8	15	1.4	1	3	0	1	2	0
Sterling Wilson	11	5	3	8	0.7	0	0	0	0	0	0
Eddie Garcia	11	0	0	0	0.0	0	0	0	0	0	0
SMU	11	438	553	991	90.1	83	481	42	46	20	15

INTERCEPTIONS	NO	YDS	AVG	TD	LP
Russell Carter	7	102	14.6	0	60
James Mobley	5	68	13.6	1	65
Wes Hopkins	5	81	16.2	1	66
Gary Moten	2	10	5.0	0	9
Fred Nichols	2	8	4.0	0	8
Eric Ferguson	2	7	3.5	0	2
Roy Douglas	2	1	0.5	0	1
Dwyne Anderson	1	37	37.0	1	37
Sterling Wilson	1	25	25.0	0	25
Blane Smith	1	11	11.0	0	11
Kevin Adams	1	11	11.0	0	11
Russell Washington	1	10	10.0	1	10
Eddie Radford	1	2	2.0	0	2
SMU	31	373	12.0	4	66
OPPONENTS	10	94	9.4	0	40

PUNTING	NO	YDS	AVG	LP	BLK
Craig James	33	1354	41.0	73	0
Eric Kaifes	25	1049	42.0	58	0
SMU	58	2403	41.4	73	0
OPPONENTS	67	2569	38.3	77	2

KICKING	XP	2PT	FG
Eddie Garcia	37-40		18-22
Craig James		1	
Jackie Wilson		1	
SMU	37-40	2-4	18-22
OPPONENTS	8-11	3-6	7-12

1982 (11-0-1) NATIONAL CHAMPIONS SWC CHAMPIONS

9/11	Tulane [NR/8]	33,814	W	51-7
9/18	at UTEP [NR/6]	33,509	W	31-10
9/25	TCU [NR/6] *	43,321	W	16-13
10/2	North Texas St. [NR/7]	30,118	W	38-10
10/9	at Baylor [NR/6] *	30,000	W	22-19
10/16	Houston [NR/5] *	31,817	W	20-14
10/23	at Texas [19/4] *	80,157	W	30-17
10/30	Texas A&M [NR/4] *	50,008	W	47-9
11/6	at Rice [NR/2] *	25,000	W	41-14
11/13	at Texas Tech [NR/2] *	45,954	W	34-27
11/20	Arkansas [9/2] *	65,101	T	17-17



1983 (10-2)

9/3	Louisville [NR/19]	23,750	W	24-6
9/10	#Grambling [NR/15]	21,224	W	20-13
9/24	at TCU [NR/18] *	34,405	W	21-17
10/1	Texas-Arlington [NR/13]	23,578	W	34-0
10/8	Baylor [NR/13] *	45,025	W	42-26
10/22	Texas [2/9] *	63,805	L	12-15
10/29	at Texas A&M [NR/10] *	60,219	W	10-7
11/5	Rice [NR/8] *	28,750	W	20-6
11/12	Texas Tech [NR/7] *	30,000	W	33-7
11/19	*Arkansas [NR/6] *	31,080	W	17-0
11/27	+Houston [NR/6] *	70,000	W	34-12

Sun Bowl

12/24	Alabama [NR/6]	41,412	L	7-28
-------	----------------	--------	---	------

At Shreveport, La.; * At Little Rock, Ark.; + At Tokyo, Japan

Total Avg: 39,258 - Home Avg: 39,499

Coach: Bobby Collins

Captains: Lance McIlhenny, Russell Carter

TEAM STATS

	SMU	Opponents
First Downs	197	176
(Rushing)	147	77
(Passing)	43	78
(Penalty)	7	21
Rushing Att. - Yds.	584-2859	469-1130
Rushing Yds. / Game	259.9	102.7
Pass Comp. - Att. - Int.	81-172-7	135-295-18
Passing Yds.	1305	1687
Passing Yds. / Game	118.6	153.4
Offense Plays - Yds.	756-4164	764-2817
Punting - Yds. - Avg.	65-2451-37.7	74-2891-39.1
Fumbles - Lost	30-13	36-17
Penalties - Yds.	85-774	73-599
3rd Down	65-164	56-151
3rd Down %	0.396	0.371

SCORING BY QUARTERS

Team	1st	2nd	3rd	4th	Total
SMU	27	96	51	93	267
Opponent	26	29	10	44	109

Average Points Scored

SMU -- 24.4

Opponent -- 9.9

INDIVIDUAL STATS

PASSING	GP	CMP	ATT	INT	PCT	YDS	TD	LP
Lance McIlhenny	11	77	162	7	.475	1233	11	80
Donald King	5	4	10	0	.400	72	0	13
SMU	11	81	172	7	.471	1305	11	80
OPPONENTS	11	135	295	18	.458	1687	7	56

RECEIVING	GP	REC	YDS	AVG	TD	LP
Ron Morris	11	41	688	16.8	3	80
Marquis Pleasant	11	18	433	24.1	4	62
Rickey Bolden	11	8	74	9.3	4	21
Bobby Leach	11	4	43	10.8	0	14
Greg Hubbard	8	2	25	12.5	0	13
David F. Adamson	9	1	24	24.0	0	24
Reggie Dupard	11	4	22	5.5	0	8
Jeff Atkins	10	1	8	8.0	0	8
Michael Charles	10	1	2	2.0	0	2
Lance McIlhenny	10	1	-14	-14.0	0	-14

SMU	11	81	1305	16.1	11	80
OPPONENTS	11	134	1687	12.6	7	56

RUSHING	GP	ATT	NET	AVG	TD	LP
Reggie Dupard	11	197	1249	6.3	9	69
Jeff Atkins	11	154	937	6.1	7	56
Gary Hashaway	7	79	254	3.2	2	12
Michael Charles	11	33	168	5.1	0	45
Lance McIlhenny	11	77	68	0.9	3	18
Donald King	11	12	68	5.7	0	12
Byron Collins	4	16	58	3.6	0	14
Mark Crites	10	15	54	3.6	0	5
Ron Morris	11	1	3	3.0	0	3
SMU	11	584	2859	4.9	21	69
OPPONENTS	11	469	1130	2.4	4	34

KICKOFF RETURNS	NO	YDS	AVG	TD	LP
Donald Allen	8	129	16.1	0	23
Ron Morris	4	41	13.7	0	16
Greg Hubbard	3	16	5.3	0	9
Reggie Dupard	1	17	17.0	0	17
Donald King	1	1	1.0	0	0
SMU	16	204	12.8	0	23
OPPONENTS	34	598	17.6	1	99

PUNT RETURNS	NO	YDS	AVG	TD	LP
Reggie Dupard	11	42	3.8	0	11
Russell Carter	7	59	8.4	0	25
Andrew Livingston	1	5	5.0	0	5
Darren Mitchell	1	4	4.0	1	1
SMU	20	110	5.5	1	25
OPPONENTS	28	176	6.3	0	50

DEFENSE	GP	SOLO	ASST	TOT	AVG	TFL	YDS	SACKS	PD	FF	FR
Kit Case	11	39	29	68	6.2	0	0	0	0	1	0
Clarence McDade	11	32	27	59	5.4	1	8	0	0	1	2
Ben Wise	8	29	29	58	7.3	0	0	1	24	1	1
Larry Cox	11	28	29	57	5.2	2	9	1	5	1	0
Thomas Briggs	10	19	12	31	3.1	0	0	2	20	3	0
David Stanley	11	6	10	16	1.5	0	0	0	0	1	0
Anthony Beverley	11	46	35	81	7.4	2	14	6	42	0	1
Ron Anderson	11	26	27	53	4.8	2	3	2	11	1	0
Cornelius Dozier	10	13	16	29	2.9	2	6	2	2	0	1
Monte Goen	10	14	12	26	2.6	1	1	2	16	1	0
Darren Mitchell	9	4	4	8	0.9	0	0	0	0	0	0
Douglas Hollie	11	38	27	65	5.9	1	5	7	53	0	2
Michael Carter	11	40	25	65	5.9	3	5	4	28	1	2
Mitch Willis	11	38	20	58	5.3	8	22	5	35	1	0
Thomas Linebarger	11	23	19	42	3.8	3	24	0	0	3	0
Jerry Ball	11	13	16	29	2.6	2	3	2	8	0	1
John Eixman	11	10	6	16	1.5	1	4	1	2	0	0
Terence Mann	10	9	4	13	1.3	1	1	0	0	0	0
Byron Frierson	6	2	1	3	0.5	0	0	0	0	0	0
Tim Ramon	4	1	2	3	0.8	0	0	0	0	0	0
Wade Johnson	1	1	0	1	1.0	0	0	0	0	0	0
Scott Brady	2	0	0	0	0.0	0	0	0	0	0	0
Dwyne Anderson	11	41	24	65	5.9	7	19	0	0	9	1
Russell Carter	10	27	25	52	5.2	0	0	0	0	4	0
Reginald Phillips	11	25	7	32	2.9	0	0	0	0	4	0
Fred Nichols	11	23	7	30	2.7	0	0	0	0	11	0
Rod Jones	11	22	5	27	2.5	2	1	0	0	4	2
Keith Brooks	11	16	10	26	2.4	0	0	0	0	2	0
Tim Green	9	9	4	13	1.4	0	0	0	0	2	0
Darrell Reese	9	6	3	9	1.0	0	0	1	13	0	0
Brad Peveto	9	2	4	6	0.7	0	0	0	0	0	0
Andrew Livingston	9	3	3	6	0.7	0	0	0	0	0	0
SMU	11	605	442	1047	95.2	38	125	36	259	51	11

INTERCEPTIONS	NO	YDS	AVG	TD	LP
Russell Carter	7	40	5.7	0	20
Dwyne Anderson	4	46	11.5	0	30
Fred Nichols	4	-2	-0.5	0	0
Tim Green	1	36	36.0	0	36
Keith Brooks	1	12	12.0	0	12
Ben Wise	1	0	0.0	0	0
SMU	18	132	7.3	0	36
OPPONENTS	7	61	8.7	0	29

PUNTING	NO	YDS	AVG	LP	BLK
Whit Smith	60	2351	39.2	68	2
Steve Utley	3	100	33.3	40	0
Team	2	0	0.0	0	0
SMU	65	2451	37.7	68	2
OPPONENTS	74	2891	39.1	66	2

KICKING	XP	2PT	FG	SAF
Jeffery Harrell	30-32		13-23	
Lance McIlhenny		0-1		
SMU	30-32	0-1	13-23	0
OPPONENTS	8-9	0-4	7-11	1

1984 (10-2)

SWC CO-CHAMPIONS

9/15	at Louisville [NR/14]	26,589	W	41-7
9/22	North Texas St. [NR/13]	27,124	W	24-6
9/29	TCU [NR/11] *	58,206	W	26-17
10/13	at Baylor [NR/7] *	26,400	W	24-20
10/20	Houston [NR/6] *	28,361	L	20-29
10/27	at Texas [2/14] *	80,759	L	7-13
11/3	Texas A&M [NR/19] *	47,113	W	28-20
11/10	at Rice [NR/17] *	15,692	W	31-17
11/17	at Texas Tech [NR/16] *	31,864	W	31-0
11/24	Arkansas [NR/11] *	28,712	W	31-28
12/1	at UNLV [NR/10]	22,639	W	38-21

Aloha Bowl

12/28	Notre Dame [17/10]	41,777	W	27-20
-------	--------------------	--------	---	-------

Total Avg: 37,126 - Home Avg: 39,903

Coach: Bobby Collins

Captains: Ron Anderson, Chris Jackson

TEAM STATS

	SMU	Opponents
First Downs	206	213
(Rushing)	135	94
(Passing)	64	105
(Penalty)	8	14
Rushing Att. - Yds.	569-2761	502-1467
Rushing Yds. / Game	251.0	133.4
Pass Comp. - Att. - Int.	94-179-7	182-316-17
Passing Yds.	1600	2384
Passing Yds. / Game	145.5	216.7
Offense Plays - Yds.	748-4361	818-3849
Punting - Yds. - Avg.	50-2150-43.0	61-2565-42.0
Fumbles - Lost	32-16	40-18
Penalties - Yds.	73-688	72-477
3rd Down	58-146	55-175
3rd Down %	0.397	0.314
Time of Possession	319:33	339:45

SCORING BY QUARTERS

Team	1st	2nd	3rd	4th	Total
SMU	44	89	88	80	301
Opponent	36	40	54	48	178

Average Points Scored

SMU -- 27.4

Opponent -- 16.2

INDIVIDUAL STATS

PASSING	GP	CMP	ATT	INT	PCT	YDS	TD	LP
Don King	11	93	177	6	.525	1598	8	79
Bobby Watters	5	1	2	1	.500	2	0	2
SMU	11	94	179	7	.525	1600	8	79

RECEIVING	GP	REC	YDS	AVG	TD	LP
Ron Morris	11	27	554	20.5	4	79
Albert Reese	11	15	188	12.5	0	29
Marquis Pleasant	11	14	328	23.4	1	52
Jeff Jacobs	11	13	189	14.5	2	30
Reggie Dupard	11	10	114	11.4	0	65
Bobby Leach	7	7	141	20.1	1	57
Jeff Atkins	11	2	35	17.5	0	24
Gary Hashaway	11	2	14	7.0	0	16
Cobby Morrison	11	1	15	15.0	0	15
David Adamson	11	2	10	5.0	0	9
Scott Ford	11	1	12	12.0	0	12
SMU	11	94	1600	17.0	8	79

RUSHING	GP	ATT	NET	AVG	TD	LP
Reggie Dupard	11	196	1160	5.9	16	71
Jeff Atkins	11	144	717	5.0	6	53
Don King	11	119	421	3.5	4	33
Gary Hashaway	11	38	167	4.4	1	25
Cobby Morrison	11	31	105	3.4	0	11
Bobby Watters	11	14	70	5.0	0	18
Ron Morris	11	9	61	6.8	1	20
Gene Pryor	2	4	26	6.5	0	12
Byron Collins	3	14	37	2.6	0	14
SMU	11	569	2764	4.9	28	71

KICKOFF RETURNS	GP	NO	YDS	AVG	TD	LP
Cobby Morrison	11	9	215	23.9	0	53
Franky Thomas	11	11	184	16.7	0	22
Monte Goen	11	3	38	12.7	0	1



1985 (6-5)

9/7	UTEP [NR/3]	24,611	W	35-23
9/28	at TCU [NR/6] *	42,414	W	56-21
10/5	at Arizona [NR/3]	52,114	L	6-28
10/12	Baylor [19/16] *	42,112	L	14-21
10/19	at Houston *	21,761	W	37-13
10/26	Texas [19/NR] *	56,874	W	44-14
11/2	at Texas A&M [NR/20] *	54,597	L	17-19
11/9	Rice *	20,014	W	40-15
11/16	Texas Tech *	29,447	W	9-7
11/23	at Arkansas [18/NR] *	51,644	L	9-15
12/7	at Oklahoma [4/NR]	73,284	L	13-35

Total Avg: 42,627 - Home Avg: 34,617

Coach: Bobby Collins

Captains: Reggie Dupard, T.D. Briggs

TEAM STATS

	SMU	Opponents
First Downs	229	208
(Rushing)	147	119
(Passing)	70	74
(Penalty)	12	15
Rushing Att. - Yds.	599-2730	528-2117
Rushing Yds. / Game	248.2	192.4
Pass Comp. - Att. - Int.	110-218-7	116-242-11
Passing Yds.	1457	1480
Passing Yds. / Game	132.5	134.5
Offense Plays - Yds.	817-4187	770-3597
Punting - Yds. - Avg.	59-2574-43.6	60-2577-43.0
Fumbles - Lost	23-12	33-16
Penalties - Yds.	60-538	72-590
3rd Down	85-180	53-157
3rd Down %	0.472	0.338
4th Down	4-8	6-16
4th Down %	0.500	0.375
Time of Possession	347:41	312:19

SCORING BY QUARTERS

Team	1st	2nd	3rd	4th	Total
SMU	44	88	54	94	280
Opponent	16	84	31	80	211

Average Points Scored

SMU -- 25.5

Opponent -- 19.2

INDIVIDUAL STATS

PASSING	GP	CMP	ATT	INT	PCT	YDS	TD	LP
Don King	11	107	209	6	.512	1386	5	48
Bobby Watters	5	3	8	1	.375	71	1	46
Reggie Dupard	11	0	1	0	.000	0	0	0
SMU	11	110	218	7	.505	1457	6	48

RECEIVING	GP	REC	YDS	AVG	TD	LP
Ron Morris	11	31	411	13.3	2	45
Albert Reese	11	25	328	13.1	1	31
Marquis Pleasant	9	19	282	14.8	1	48
Jeffrey Jacobs	8	9	150	16.7	0	45
Reggie Dupard	11	11	180	16.4	2	46
Jeff Atkins	11	4	14	3.5	0	11
David Adamson	11	3	24	8.0	0	3
Cobby Morrison	11	3	22	7.3	0	11
Elmer Thomas	10	2	25	12.5	0	20
Gary Hashaway	11	1	8	8.0	0	8
SMU	11	108	1444	13.4	6	48

RUSHING	GP	ATT	NET	AVG	TD	LP
Reggie Dupard	11	229	1278	5.6	14	62
Jeff Atkins	11	176	810	4.6	8	40
Don King	11	91	191	2.1	2	36
Cobby Morrison	11	29	165	5.7	1	65
Gary Hashaway	11	36	125	3.5	0	12
Byron Collins	4	10	38	3.8	0	15
Jeffrey Jacobs	8	0	30	0.0	1	30
Jed Martin	5	5	18	3.6	1	6
Darryl Terrell	11	6	28	4.7	0	8
Bobby Watters	5	2	2	1.0	0	10
Ron Morris	11	1	2	2.0	0	2
SMU	11	585	2687	4.6	27	62

KICKOFF RETURNS	GP	NO	YDS	AVG	TD	LP
Andrew Livingston	11	12	264	22.0	0	56
Cobby Morrison	11	8	159	19.9	0	40
Darryl Terrell	11	3	40	13.3	0	16
David Adamson	11	1	0	0.0	0	0
SMU	11	24	463	19.3	0	56

PUNT RETURNS	GP	NO	YDS	AVG	TD	LP
Andrew Livingston	11	16	162	10.1	0	33
Dick Sherrick	11	9	67	7.4	0	18
SMU	11	25	229	9.2	0	33

DEFENSE	SOLO	ASST	TOT	TFL	YDS	SACKS	YDS	PD	FF	FR
Kit Case	61	55	116	2	11	1	10	0	0	1
Jerry Ball	45	35	80	9	52	7	49	2	2	2
T.D. Briggs	40	34	74	4	20	1	9	4	1	1
Monte Goen	29	30	59	3	10	1	6	0	0	0
Franky Thomas	25	29	54	0	0	0	0	3	0	0
Cornelius Dozier	19	24	43	6	26	3	15	0	0	0
Rod Jones	31	10	41	0	0	0	0	7	1	1
Wade Johnson	15	24	39	5	11	0	0	0	1	0
Rudy Harmon	21	16	37	1	5	1	5	3	0	1
Terence Mann	19	18	37	4	18	2	11	0	1	1
Gabriel de la Garza	17	19	36	0	0	0	0	0	0	0
Joe Phillips	19	13	32	4	13	3	9	0	2	1
Ben Hummel	18	13	31	9	62	6	59	0	2	2
Darrell Reese	10	18	28	0	0	0	0	1	0	0
Mark Vincent	17	9	26	1	12	0	0	1	0	1
Kieth Brooks	16	10	26	0	0	0	0	2	0	2
Tim Green	15	8	23	0	0	0	0	0	0	0
Derick Reed	12	9	21	0	0	0	0	1	1	1
Reginald Ballard	9	11	20	0	0	0	0	1	0	0
Andrew Livingston	13	5	18	0	0	0	0	0	0	0
Dick Sherrick	9	7	16	0	0	0	0	0	0	0
John Eixman	5	10	15	1	6	1	4	1	0	0
Ken Masterson	10	5	15	1	1	0	0	0	0	2
Brad Peveto	5	5	10	0	0	0	0	0	0	0
Robert McDade	6	3	9	0	0	0	0	0	0	1
John Robinson	3	5	8	0	0	0	0	0	0	0
Shon Nichols	3	2	5	0	0	0	0	0	0	0
SMU	492	427	919	50	247	26	177	26	12	17

INTERCEPTIONS	GP	NO	YDS	AVG	TD	LP
Kit Case	11	4	31	7.8	0	17
Roderick Jones	10	2	0	0.0	0	0
Franky Thomas	11	2	0	0.0	0	0
Mark Vincent	11	1	23	23.0	1	23
T.D. Briggs	11	1	13	13.0	0	13
Jerry Ball	11	1	0	0.0	0	0
SMU	11	11	67	6.1	1	23

PUNTING	GP	NO	YDS	AVG	LP
Dodge Carter	11	59	2574	43.6	68
SMU	11	59	2574	43.6	68

KICKING	XP	FG	2PT
Brandy Brownlee	31-34	15-21	
SMU	31-34	15-21	0-0
OPPONENTS	20-21	7-15	4-6

1986 (6-5)

9/13	at Rice *	14,045	W	45-3
9/20	at Arizona St. [18/NR]	70,511	L	0-30
9/27	^TCU *	35,481	W	31-21
10/4	Boston College	26,432	W	31-29
10/11	at Baylor [13/NR] *	36,927	W	27-21
10/18	Houston [NR/20] *	25,967	W	10-3
10/25	at Texas [NR/18] *	65,481	L	24-27
11/1	Texas A&M [10/NR] *	58,125	L	35-39
11/8	at Notre Dame	59,075	L	29-61
11/15	at Texas Tech *	35,887	W	13-7
11/22	Arkansas [11/NR] *	32,382	L	0-41

^ At Cotton Bowl

Total Avg: 41,847 - Home Avg: 35,677

Coach: Bobby Collins

Captains: Jerry Ball, Ron Morris, Brad Peveto

TEAM STATS

	SMU	Opponents
First Downs	213	239
(Rushing)	97	131
(Passing)	101	88
(Penalty)	15	20
Rushing Att. - Yds.	496-1872	540-2262
Rushing Yds. / Game	170.2	205.6
Pass Comp. - Att. - Int.	159-297-16	141-287-7
Passing Yds.	2079	1842
Passing Yds. / Game	189.0	167.5
Offense Plays - Yds.	793-3951	827-4104
Punting - Yds. - Avg.	59-2515-42.6	53-2042-38.5
Fumbles - Lost	35-16	30-16
Penalties - Yds.	64-553	57-499
3rd Down	76-175	78-172
3rd Down %	0.434	0.453
4th Down	4-7	7-13
4th Down %	0.571	0.538

Scoring -- Average Points Scored

SMU -- 24.5

Opponent -- 28.2

INDIVIDUAL STATS

PASSING	GP	CMP	ATT	INT	PCT	YDS	TD	LP
Bobby Watters	11	154	285	15	.540	2041	13	66
John Stollenwerck	2	5	12	1	.417	38	0	12
SMU	11	159	297	16	.535	2079	13	66

RECEIVING	GP	REC	YDS	AVG	TD	LP
Jeffrey Jacobs	11	52	692	13.3	4	30
Ron Morris	11	48	757	15.8	6	66
Albert Reese	9	19	282	14.8	2	55
Cobby Morrison	11	10	114	11.4	1	26
Tony Shelman	11	10	104	10.4	0	24
Jeff Atkins	10	7	31	4.4	0	9
Vince Jenkins	11	3	31	10.3	0	17
Darryl Terrell	10	3	21	7.0	0	10
Ron Brown	11	2	16	8.0	0	14
David Adamson	11	1	7	7.0	0	7
Mitch Gleiber	6	2	17	8.5	0	5
Jed Martin	11	1	3	3.0	0	0
Walt Zartman	1	1	6	6.0	0	6
SMU	11	159	2081	13.1	13	66

RUSHING	GP	ATT	NET	AVG	TD	LP
Jeff Atkins	10	201	796	4.0	10	48
Darryl Terrell	10	74	284	3.8	1	21
Tony Brown	11	50	213	4.3	1	31
Jed Martin	11	20	183	9.2	1	74
Cobby Morrison	11	41	161	3.9	1	43
Ron Morris	11	12	132	11.0	1	37
Bobby Watters	11	86	74	0.9	2	23
John Stollenwerck	2	4	23	5.8	0	17
Lynn James	5	7	9	1.3	0	11
Gerard Mark	5	1	1	1.0	0	1
SMU	11	496	1876	3.8	17	74

KICKOFF RETURNS	GP	NO	YDS	AVG	TD	LP
Jimmy Young	11	21	366	17.4	0	26
Cobby Morrison	11	19	427	22.5	0	35
Mitchell Price	11	3	133	44.3	1	100
Tony Brown	11	1	25	25.0	0	25
Jed Martin	11	2	20	10.0	0	14
Lynn James	9	1	21	21.0	0	21
Albert Reese	9	1	0	0.0	0	0
SMU	11	48	992	20.7	1	100

PUNT RETURNS	GP	NO	YDS	AVG	TD	LP
Jimmy Young	11	23	191	8.3	0	19
A.J. Miller	11	1	5	5.0	0	5
SMU	11	24	196	8.2	0	19

DEFENSE	SOLO	ASST	TOT	TFL	YDS	SACKS	YDS	PD	FF	FR
Franky Thomas	48	53	101	0	0	0	0	4	2	2
Jerry Ball	59	36	95	0	0	4	34	0	2	3
Gabriel de la Garza	38	44	82	1	2	0	0	2	1	0
Ken Masterson	38	41	79	0	0	1	3	1	1	1
Rudy Harmon	37	32	69	0	0	0	0	1	1	2
Dick Sherick	26	25	51	2	5	0	0	0	1	0
Derrick Reed	30	20	50	0	0	0	0	5	1	0
Terence Mann	17	36	53	0	0	4	19	1	1	0
Ben Hummel	32	17	49	6	26	1	2	2	2	0
Mark Vincent	30	17	47	2	4	0	0	4	0	2
Mitchell Price	25	16	41	0	0	0	0	3	0	0
A.J. Miller	16	23	39	1	3	3	22	3	0	1
John Exman	14	19	33	0	0	2	10	1	1	1
David West	17	18	35	1	3	0	0	0	1	0
Donald Allen	20	12	32	3	8	1	4	2	0	0
Randy Garrett	14	15	29	0	0	1	9	0	0	0
John Robinson	11	16	27	2	6	1	14	0	2	0
Toby Watts	21	10	31	0	0	2	4	0	0	0
Robert McDade	11	7	18	2	5	1	5	2	0	0
Reginald Ballard	12	12	24	0	0	0	0	0	0	0
Brad Peveato	14	10	24	0	0	0	0	1	0	1
Jimmy Young	7	4	11	0	0	0	0	0	0	0
Shon Nichols	2	6	8	0	0	0	0	0	0	0
Tony Shelman	4	3	7	0	0	0	0	0	0	0
Erik Mays	3	3	6	0	0	0	0	0	0	0
Michael Bowen	3	1	4	0	0	0	0	0	0	0
Jed Martin	3	1	4	0	0	0	0	0	0	0
Tony Brown	3	1	4	0	0	0	0	0	0	0
Cobby Morrison	2	1	3	0	0	0	0	0	0	0
David Bryan	2	0	2	0	0	0	0	0	0	0
Roderick Wilson	0	2	2	0	0	0	0	0	0	0
SMU	559	501	1060	20	62	21	126	33	15	14



OUTLOOK

PLAYERS

COACHES

OPPONENTS

REVIEW

RECORDS

HISTORY

MEDIA

1989 (2-9)

9/2	Rice *	23,227	L	6-35
9/16	Connecticut	20,548	W	31-30
9/23	Texas *	23,733	L	13-45
9/30	at TCU *	26,023	L	10-28
10/4	Baylor *	21,434	L	3-49
10/21	at Houston [16/NR] *	20,009	L	21-95
10/28	North Texas	21,186	W	35-9
11/4	at Texas A&M [20/NR] *	48,948	L	14-63
11/11	at Notre Dame [1/NR] *	59,075	L	6-59
11/18	Texas Tech [20/NR] *	21,885	L	24-48
12/2	*Arkansas [9/NR] *	47,112	L	24-38

Home games at O'wby Stadium; * At Little Rock, Ark.

Total Avg: 30,827 - Home Avg: 21,999

Coach: Forrest Gregg

Captains: Mitchell Gleiber, Norbert Osborn

TEAM STATS

	SMU	Opponents
First Downs	203	275
(Rushing)	45	149
(Passing)	143	114
(Penalty)	15	12
Rushing Att. - Yds.	296-579	522-2886
Rushing Yds. / Game	52.6	262.4
Pass Comp. - Att. - Int.	303-551-22	186-313-8
Passing Yds.	3047	2946
Passing Yds. / Game	277.0	267.8
Offense Plays - Yds.	847-3626	833-5832
Punting - Yds. - Avg.	77-2828-36.7	35-1360-38.9
Fumbles - Lost	24-10	33-10
Penalties - Yds.	60-574	102-805
Sacks - Yds.	17-93	47-269
3rd Down	68-184	66-140
3rd Down %	0.370	0.471
Time of Possession	29:21	30:39

SCORING BY QUARTERS

Team	1st	2nd	3rd	4th	Total
SMU	42	61	31	53	187
Opponent	103	190	129	77	499

Average Points Scored

SMU -- 17.0

Opponent -- 45.4

INDIVIDUAL STATS

PASSING	CMP	ATT	INT	PCT	YDS	TD	LP
Mike Romo	282	503	18	.561	2927	14	50
Casey Clyce	9	20	2	.450	61	0	13
Dan Freiburger	12	27	1	.444	59	0	14
Jason Wolf	0	1	1	.000	0	0	0

SMU	303	551	22	.550	3047	14	50
OPPONENTS	186	313	8	.594	2946	29	87

RECEIVING	REC	YDS	AVG	TD	LP
Jason Wolf	61	676	11.1	4	41
Mitchell Gleiber	49	549	11.2	1	43
Michael Bowen	49	520	10.6	1	33
Andy Bergfeld	38	385	10.1	5	38
Korey Beard	33	359	10.9	1	34
Kevin Love	21	126	6.0	1	19
Ronqea Hill	15	155	10.3	0	26
Stuart Ison	9	15	1.7	0	7
Greg Ballard	7	35	5.0	1	12
Simeon Knight	6	79	13.2	0	50
Derwin Ware	5	93	18.6	0	35
Brent Harriman	4	27	6.8	0	13
Omar Thompson	2	2	1.0	0	3
Marty Kidd	2	16	8.0	0	8
Brian Lovett	1	11	11.0	0	11
Jay Nisbet	1	-1	-1.0	0	-1

SMU	303	3047	10.1	14	50
OPPONENTS	186	2946	15.8	29	87

RUSHING	ATT	NET	AVG	TD	LP
Kevin Love	112	423	3.8	6	33
Stuart Ison	35	88	2.5	0	18
Jason Wolf	25	77	3.1	4	9
Omar Thompson	20	50	2.5	0	8
Michael Bowen	8	46	5.8	0	17
Marty Kidd	6	25	4.2	0	13
Ronqea Hill	5	22	4.4	0	15
Casey Clyce	4	10	2.5	0	17
Jay Nisbet	1	6	6.0	0	6
Dan Freiburger	2	-2	-1.0	0	3
Mike Romo	78	-166	-2.1	0	18
SMU	296	579	2.0	10	33
OPPONENTS	522	2886	5.5	34	59

KICKOFF RETURNS	NO	YDS	AVG	TD	LP
Korey Beard	39	626	16.1	0	43
Michael Bowen	18	390	21.7	0	34
Ronqea Hill	5	87	17.4	0	17
Jay Nisbet	1	9	9.0	0	9
SMU	63	1112	17.7	0	43
OPPONENTS	36	747	20.8	0	58

PUNT RETURNS	NO	YDS	AVG	TD	LP
Michael Bowen	7	68	9.7	0	22
Marcus Malonson	1	3	3.0	0	3
Darren Harrington	1	10	10.0	0	10
Stephen Thomas	1	0	0.0	0	0
SMU	10	81	8.1	0	22
OPPONENTS	42	469	11.2	1	97

DEFENSE	SOLO	ASST	TOT	TFL	YDS	SACKS	YDS	PD	FF	FR
Cary Brabham	73	28	101	1	10	0	0	5	0	1
Bill Kiely	66	28	94	3	8	2	6	0	1	0
Jason Bednarz	58	23	81	4	11	0	0	0	1	1
Chris Collins	54	24	78	3	17	1	9	0	1	1
Marcus Malonson	46	10	56	2	9	0	0	6	1	1
Ron Hagan	37	17	54	0	0	0	0	4	0	1
Malcom Borlenghi	39	10	49	2	2	0	0	3	0	0
Uzo Okeke	31	13	44	2.5	17	1.5	12	0	1	0
Richie Butler	35	8	43	0	0	0	0	4	0	0
Kenny Rea	22	14	36	1.5	7	1.5	7	0	0	1
Mike Ostlos	28	7	35	3	17	3	10	1	2	0
Steve Benotti	21	13	34	2	11	1	10	0	0	0
Mark Martinez	19	5	24	0	0	0	0	2	0	1
Darren Harrington	16	6	22	4	38	3	23	0	1	1
Ryan Mathis	15	7	22	0	0	0	0	3	0	0
Marcello Simmons	15	3	18	1	3	0	0	4	1	0
Geoffrey King	10	8	18	2	5	1	4	0	0	0
Bruce Van Derven	9	6	15	2	6	1	3	0	0	0
Mike Henderson	10	4	14	0	0	0	0	0	0	0
Drew Randall	7	4	11	0	0	0	0	0	0	0
Brett Kershaw	6	4	10	1	7	1	7	0	0	1
Jay Holt	6	4	10	1	1	0	0	0	1	0
Norbert Osborn	4	4	8	0	0	0	0	0	0	0
Greg Hill	3	1	4	1	2	1	2	0	0	0
Stephen Thomas	3	0	3	0	0	0	0	0	0	0
James Bowie	2	1	3	0	0	0	0	0	0	0
Dan Echols	1	0	1	0	0	0	0	0	0	0
Marty Solombrino	0	0	0	0	0	0	0	0	0	1

SMU	636	252	888	36	171	17	93	32	10	10
OPPONENTS	445	255	700	69	339	47	269	--	--	--

INTERCEPTIONS	NO	YDS	AVG	TD	LP
Ron Hagan	2	5	2.5	0	5
Malcom Borlenghi	2	4	2.0	0	4
Bill Kiely	2	0	0.0	0	0
Cary Brabham	1	4	4.0	0	4
Marcus Malonson	1	0	0.0	0	0
SMU	8	13	1.7	0	5
OPPONENTS	22	233	10.6	1	89

PUNTING	NO	YDS	AVG	LP	BLK
Casey Clyce	61	2316	38.0	68	0
Ryan Lawson	14	479	34.2	45	0
Marklen Kennedy	1	33	33.0	33	0
SMU	77	2828	36.7	68	1
OPPONENTS	35	1360	38.9	55	0

KICKING	XP	2PT	FG	SAF
Jason Wolf	1-1			
Matt Lomenick	15-19		8-12	
Chris Collins		1-1		
SMU	15-19	2-4	8-12	0
OPPONENTS	60-60	4-6	13-20	1

1990 (1-10)

9/8	Vanderbilt	18,700	W	44-7
9/15	at Tulane	20,434	L	7-43
9/29	TCU *	20,100	L	21-42
10/6	at North Texas	22,750	L	7-14
10/13	at Baylor *	30,134	L	17-52
10/20	Houston [9/NR] *	23,250	L	17-44
10/27	at Texas [13/NR] *	65,128	L	3-52
11/3	Texas A&M *	23,783	L	17-38
11/10	at Rice *	17,900	L	28-30
11/17	at Texas Tech *	31,355	L	7-62
11/24	Arkansas *	17,100	L	29-42

Total Avg: 31,284 - Home Avg: 20,587

Coach: Forrest Gregg

Captains: Michael Bowen, Bill Kiely

TEAM STATS

	SMU	Opponents
First Downs	212	285
(Rushing)	59	158
(Passing)	133	117
(Penalty)	20	10
Rushing Att. - Yds.	321-649	552-3116
Rushing Yds. / Game	59.0	266.6
Pass Comp. - Att. - Int.	282-481-15	198-313-12
Passing Yds.	2755	2522
Passing Yds. / Game	250.5	229.3
Offense Plays - Yds.	802-3404	865-5455
Punting - Yds. - Avg.	68-2557-37.6	39-1439-36.9
Fumbles - Lost	22-12	22-5
Penalties - Yds.	53-521	87-811
Sacks - Yds.	17-112	54-339
3rd Down	57-166	81-164
3rd Down %	0.343	0.494
Time of Possession	28:32	31:28

SCORING BY QUARTERS

Team	1st	2nd	3rd	4th	Total
SMU	31	59	48	59	197
Opponent	82	134	98	112	426

Average Points Scored

SMU -- 17.9

Opponent -- 38.7

INDIVIDUAL STATS

PASSING	CMP	ATT	INT	PCT	YDS	TD	LP
Mike Romo	250	412	13	.607	2434	19	61
Dan Freiburger	31	68	2	.456	310	2	33
Jason Wolf	1	1	0	.000	11	1	11

SMU	282	481	15	.586	2755	22	61
OPPONENTS	198	313	12	.633	2522	21	62

RECEIVING	REC	YDS	AVG	TD	LP
Michael Bowen	60	528	8.8	7	35
Jason Wolf	55	462	8.4	6	29
Brian Berry	31	363	11.7	2	61
Korey Beard	27	302	11.2	3	33
Ronqea Hill	25	261	10.4	0	33
Dan Echols	23	282	12.3	2	29
Kevin Love	21	145	6.9	0	16
Arthur Jordan	8	207	25.9	0	40
Derwin Ware	10	102	10.2	0	23
Andy Bergfeld	6	50	8.3	0	13
Brian Lovett	3	41	13.7	1	19
Mike Romo	1	11	11.0	1	11
Simeon Knight	1	3	3.0	0	3
Stuart Ison	1	-2	-2.0	0	-2

SMU	272	2755	10.1	22	61
OPPONENTS	198	2522	12.7	21	62

RUSHING	ATT	NET	AVG	TD	LP
KEVIN LOVE	131	469	3.6	3	16
Ronqea Hill	83	410	4.9	0	42
Arthur Jordan	1	11	11.0	0	11
Jason Wolf	1	10	10.0	0	10
Stuart Ison	5	7	1.4	0	4
Marc Lewis	1	-7	-7.0	0	-7
Dan Freiburger	20	-25	-1.3	0	7
Mike Romo	78	-206	-2.6	0	12
Team	1	-20	-20.0	0	-20
SMU	321	649	2.0	3	42
OPPONENTS	552	2933	5.3	31	65



OUTLOOK

PLAYERS

COACHES

OPPONENTS

REVIEW

RECORDS

HISTORY

MEDIA

1991 (1-10)

9/7	#Arkansas *	49,216	L	6-17
9/14	at Vanderbilt	31,104	L	11-14
9/28	Baylor [12/NR] *	22,239	L	7-45
10/5	at Tulane	19,708	W	31-17
10/12	Texas Tech *	22,412	L	14-38
10/19	at Houston *	17,339	L	20-49
10/26	^Texas *	26,000	L	0-34
11/2	at TCU *	24,021	L	10-18
11/9	Rice *	13,100	L	10-31
11/23	at Texas A&M [12/NR] *	52,523	L	6-65
11/30	Tulsa	7,900	L	26-31

At Little Rock, Ark.; ^ At Cotton Bowl
Total Avg: 32,319 - Home Avg: 18,330
Coach: Tom Rossley
Captains: Bill Kiely, Mike Romo

TEAM STATS

	SMU	Opponents
First Downs	201	230
(Rushing)	59	136
(Passing)	117	81
(Penalty)	25	13
Rushing Att. - Yds.	347-784	548-2322
Rushing Yds. / Game	71.3	211.1
Pass Comp. - Att. - Int.	249-464-24	136-268-11
Passing Yds.	2553	1870
Passing Yds. / Game	232.1	170.0
Offense Plays - Yds.	811-3337	816-4192
Punting - Yds. - Avg.	75-2581-34.4	54-2141-39.6
Fumbles - Lost	25-10	22-17
Penalties - Yds.	78-791	80-736
Sacks - Yds.	19-142	57-303
3rd Down	53-169	67-163
3rd Down %	0.314	0.411
Time of Possession	28:53	31:07

SCORING BY QUARTERS

Team	1st	2nd	3rd	4th	Total
SMU	20	24	33	64	141
Opponent	61	120	74	104	359

Average Points Scored
SMU -- 12.8
Opponent -- 32.6

INDIVIDUAL STATS

PASSING	CMP	ATT	INT	PCT	YDS	TD	LP
Todd Ritz	103	202	13	51.0	1053	5	43
Dan Freiburger	77	142	4	54.2	820	3	44
Mike Romo	69	119	7	58.0	680	2	60
Ryan Lawson	0	1	0	0.00	0	0	0
SMU	249	464	24	53.7	2553	10	60
OPPONENTS	136	268	11	50.7	1870	19	46

RECEIVING	REC	YDS	AVG	TD	LP
Jason Wolf	59	565	9.6	4	39
Mick Rossley	42	416	9.9	2	44
Korey Beard	41	490	12.0	1	34
Erwin Wilburn	20	228	11.4	0	43
Rongea Hill	18	140	7.8	2	24
John DeVoss	14	168	12.0	0	35
Arthur Jordan	13	164	12.6	0	36
Derwin Ware	10	87	8.7	1	21
Andy Bergfeld	9	102	11.3	0	60
Simeon Knight	7	62	8.9	0	17
Walter Gibson	6	76	12.7	0	29
Larry Wilson	6	28	4.7	0	15
Brian Berry	2	28	14.0	0	17
Mike Romo	1	2	2.0	0	2
Oscar Rosales	1	-3	-3.0	0	-3
SMU	249	2553	10.3	10	60
OPPONENTS	136	1870	13.8	19	46

RUSHING	ATT	NET	AVG	TD	LP
Rongea Hill	168	663	3.9	6	39
Larry Wilson	49	289	5.9	0	22
Mike Romo	22	30	1.4	0	21
Kevin Shepard	8	22	2.8	0	7
Kevin Love	9	10	1.1	0	4
Stuart Ison	2	2	1.0	0	2
Jason Wolf	1	1	1.0	0	1
Ryan Lawson	1	-7	-7.0	0	-7
Todd Ritz	54	-67	-1.2	1	14
Dan Freiburger	33	-147	-4.5	0	4
SMU	347	784	2.3	7	39
OPPONENTS	548	2322	4.2	23	42

KICKOFF RETURNS	NO	YDS	AVG	TD	LP
Michael Artmore	31	615	19.8	0	39
Larry Wilson	6	99	16.5	0	24
Walter Gibson	2	27	13.5	0	15
Korey Beard	2	42	21.0	0	23
Kevin Shepard	3	22	7.3	0	10
John DeVoss	1	9	9.0	0	9
SMU	45	814	18.1	0	39
OPPONENTS	24	552	23.0	0	48

PUNT RETURNS	NO	YDS	AVG	TD	LP
Korey Beard	13	67	5.2	0	16
Marcus Malonson	4	27	6.8	0	15
Mick Rossley	3	61	20.3	0	48
SMU	20	155	7.8	0	48
OPPONENTS	32	342	10.7	0	56

INDIVIDUAL STATS

PASSING	CMP	ATT	INT	PCT	YDS	TD	LP
Dan Freiburger	229	390	12	58.7	2580	15	53
Ramon Flanigan	11	24	0	45.8	167	1	65
Mark Eldred	15	37	1	40.5	146	0	19
Drew Randall	0	1	0	0.00	0	0	0
SMU	255	452	13	56.4	2893	16	65
OPPONENTS	184	322	11	57.1	2005	12	43

RECEIVING	REC	YDS	AVG	TD	LP
Korey Beard	64	813	12.7	6	47
Jason Wolf	60	529	8.8	3	20
Brian Berry	31	554	17.9	3	65
John DeVoss	28	340	12.1	1	33
Rongea Hill	19	111	5.8	1	19
Mick Rossley	15	170	11.3	1	23
Larry Wilson	11	115	10.5	1	25
Kevin Shepard	10	65	6.5	0	16
James Whitmore	8	118	14.8	0	44
Jacques Smith	5	34	6.8	0	9
Erwin Wilburn	2	23	11.5	0	12
Kevin Thormal	1	11	11.0	0	11
John Biggins	1	10	10.0	0	10
SMU	255	2893	11.3	16	65
OPPONENTS	184	2005	10.9	12	43

RUSHING	ATT	NET	AVG	TD	LP
Rongea Hill	128	512	4.0	4	41
Kevin Shepard	117	460	3.9	3	23
Jacques Smith	13	45	3.5	0	24
Ramon Flanigan	13	26	2.0	0	13
Larry Israel	1	-1	-1.0	0	-1
Kevin Love	2	-3	-1.5	0	0
Jason Wolf	2	-8	-4.0	0	0
Mark Eldred	9	-28	-3.1	1	5
Dan Freiburger	80	-341	-4.3	1	4
SMU	365	662	1.8	9	41
OPPONENTS	493	2204	4.5	24	40

KICKOFF RETURNS	NO	YDS	AVG	TD	LP
Jason Wolf	23	553	24.1	0	56
Korey Beard	12	249	20.8	0	32
Larry Wilson	2	16	8.0	0	8
SMU	37	820	22.2	0	56
OPPONENTS	26	650	25.0	1	97

PUNT RETURNS	NO	YDS	AVG	TD	LP
Chad Patton	1	9	9.0	0	9
Mick Rossley	11	75	6.8	0	11
Brian Berry	1	0	0.0	0	0
SMU	13	84	6.5	0	11
OPPONENTS	29	180	6.2	0	44

DEFENSE	SOLO	ASST	TOT	TFL	YDS	SACKS	YDS	PD	FF	FR
Bill Kiely	74	51	125	4	20	2	12	1	0	0
Jason Bednarz	65	52	117	4	28	2	20	1	1	2
Cary Brabham	79	35	114	0	0	0	0	11	1	0
Michael Artmore	44	29	73	6	13	0	0	3	0	2
Chris Collins	51	13	64	1	9	0	0	6	1	0
Chad Patton	29	17	46	13	48	6	39	0	1	0
Marcello Simmons	31	10	41	0	0	0	0	10	1	0
Adam Voyles	21	15	36	5.5	36	3.5	30	0	0	0
Kenny Rea	25	4	29	4	15	1	9	0	0	0
Byron Slaughter	15	14	29	2.5	13	1.5	11	0	0	0
Bruce Van Derven	21	8	29	2	3	0	0	0	1	0
Byron Bonds	16	11	27	6	18	2	11	0	0	0
Mike Henderson	17	9	26	1	10	1	10	2	1	0
Drew Randall	16	9	25	1	9	0	0	0	0	1
Jonathan Dupree	17	4	21	0	0	0	0	2	0	0
B.J. Stankovich	11	6	17	0	0	0	0	0	0	1
Scott Fly	10	5	15	1	2	0	0	1	0	0
Richie Butler	11	4	15	0	0	0	0	0	0	0
Marcus Malonson	10	4	14	0	0	0	0	1	1	0
Troy Williams	7	4	11	0	0	0	0	1	1	0
Sam Patton	9	2	11	0	0	0	0	0	0	0
Omar Thompson	3	2	7	0	0	0	0	0	0	0
Uzo Okeke	2	2	4	0	0	0	0	0	0	0
Ron Hagan	2	1	3	0	0	0	0	0	0	1
Tony Ned	1	2	3	0	0	0	0	0	0	0
Robert Davis	1	0	1	0	0	0	0	0	0	0
Isaiah Nelson	1	0	1	0	0	0	0	0	0	0
Darren Harrington	0	1	1	0	0	0	0	0	0	0
SMU	589	316	905	51	224	19	142	40	9	7
OPPONENTS	517	240	757	89	420	57	303	49	5	10

INTERCEPTIONS	NO	YDS	AVG	TD	LP
Marcello Simmons	4	48	12.0	0	21
Michael Artmore	2	0	0.0	0	0
Cary Brabham	1	27	27.0	0	27
Mike Henderson	1	20	20.0	0	20
Chris Collins	1	7	7.0	0	7
Troy Williams	1	0	0.0	0	0
Jonathan Dupree	1	0	0.0	0	0
SMU	11	102	9.3	0	27
OPPONENTS	24	304	12.7	3	48

KICKING	XP	2PT	FG	LG	SAF
Russell Anderson	9-9		8-13	43	
Jason Wolf		2			
Mick Rossley		1			
SMU	9-9	3	8-13	43	0
OPPONENTS	41-45	1	12-18	50	2

PUNTING	NO	YDS	AVG	LP
Ryan Lawson	39	1491	38.2	52
Marc Lewis	32	1072	33.5	68
Team	4	18	4.5	18
SMU	75	2581	34.4	68
OPPONENTS	54	2141	39.6	65

1992 (5-6)

9/5	Tulane	15,100	L	12-13
9/12	North Texas	10,200	W	28-14
9/19	at New Mexico	21,660	W	20-13
9/26	TCU *	18,100	W	21-9
10/3	at Baylor *	24,926	L	7-49
10/10	at Rice *	15,100	L	13-28
10/24	at Texas Tech *	34,056	L	25-39
10/31	^Texas A&M [5/NR] *	41,417	L	7-41
11/7	Houston *	14,273	W	41-16
11/14	at Texas *	61,248	L	14-35
11/21	#Arkansas	41,080	W	24-19

^ At Cotton Bowl; # At Little Rock, Ark.
Total Avg: 27,015 - Home Avg: 19,818
Coach: Tom Rossley
Captains: Cary Brabham, Rongea Hill, Bill Kiely, Matt Wisenbaker

TEAM STATS

	SMU	Opponents
First Downs	223	242
(Rushing)	62	129
(Passing)	135	94
(Penalty)	26	19
Rushing Att. - Yds.	365-662	493-2204
Rushing Yds. / Game	60.2	200.4
Pass Comp. - Att. - Int.	255-452-13	184-322-11
Passing Yds.	2893	2005
Passing Yds. / Game	263	182.3
Offense Plays - Yds.	817-3555	815-4209
Punting - Yds. - Avg.	64-2540-39.7	51-1893-37.1
Fumbles - Lost	18-12	19-11
Penalties - Yds.	87-703	90-772
3rd Down	66-178	54-147
3rd Down %	0.371	0.367
Time of Possession	30:33	29:27

SCORING BY QUARTERS

Team	1st	2nd	3rd	4th	Total
SMU	53	54	34	71	212
Opponent	44	102	70	60	276

Average Points Scored
SMU -- 19.3
Opponent -- 25.1

DEFENSE	SOLO	ASST	TOT	TFL	YDS	SACKS	YDS	PD	FF	FR	BK
Jason Bednarz	76	50	126	4	15	1	8	5	0	2	0



OUTLOOK

PLAYERS

COACHES

OPPONENTS

REVIEW

RECORDS

HISTORY

MEDIA

1993 (2-7-2)

9/4	*Arkansas	26.163	L	6-10
9/11	Wisconsin	19.013	L	16-24
9/25	at TCU *	26.799	W	21-15
10/2	at Missouri	39.795	T	10-10
10/9	Baylor *	20.216	L	12-31
10/16	at Houston *	15.973	T	28-28
10/23	#vs. Texas *	42.787	L	10-37
10/30	at Texas A&M [11/NR] *	53.076	L	13-37
11/6	Rice *	14.117	L	24-31
11/13	Texas Tech *	15.714	L	24-41
11/20	at Navy	24.639	W	42-13

* At Cotton Bowl; # At Alamodome (San Antonio, Texas)

Total Avg: 27.117 - Home Avg: 23.002

Coach: Tom Rossley

Captains: Richie Butler, Marcus Malinson, Chad Patton, Jeremy Stout

TEAM STATS

	SMU	Opponents
First Downs	207	239
(Rushing)	92	136
(Passing)	102	95
(Penalty)	13	8
Rushing Att. - Yds.	398-1508	504-2289
Rushing Yds. / Game	137.1	208.1
Pass Comp. - Att. - Int.	185-352-15	190-318-9
Passing Yds.	2393	2180
Passing Yds. / Game	217.5	198.2
Offense Plays - Yds.	750-3901	821-4469
Punting - Yds. - Avg.	62-2465-39.8	54-1929-35.7
Fumbles - Lost	20-6	20-11
Penalties - Yds.	70-607	66-498
3rd Down	57-149	71-169
3rd Down %	0.383	0.42
Time of Possession	27:50	32:10

SCORING BY QUARTERS

Team	1st	2nd	3rd	4th	Total
SMU	50	54	54	48	206
Opponent	27	85	38	127	235

Average Points Scored

SMU -- 18.7

Opponent -- 25.2

INDIVIDUAL STATS

PASSING	CMP	ATT	INT	PCT	YDS	TD	LP
Ramon Flanigan	111	199	8	.558	1334	8	67
Mark Eldred	74	153	7	.484	1060	5	85
SMU	185	352	15	.526	2393	13	85
OPPONENTS	190	318	9	.597	2180	12	77

RECEIVING	REC	YDS	AVG	TD	LP
Mick Rossley	46	468	10.2	3	25
Brian Berry	33	471	14.3	2	69
James Whitmore	31	510	16.5	2	85
Erwin Wilburn	29	44	1.5	2	67
Kevin Shepard	16	96	6.0	2	17
Kevin Thormal	14	204	14.6	1	37
Jacques Smith	9	62	6.9	0	16
John Biggins	5	56	11.2	1	32
Isaiah Nelson	1	28	28.0	0	28
Josh Lerner	1	14	14.0	0	14
SMU	185	2393	12.9	13	85
OPPONENTS	190	2180	11.5	12	77

RUSHING	ATT	NET	AVG	TD	LP
Kevin Shepard	112	463	4.1	1	20
Ramon Flanigan	114	462	4.1	3	59
Jacques Smith	88	426	4.8	4	23
Mark Eldred	67	128	1.9	1	21
Isaiah Nelson	16	43	2.7	0	6
Mick Rossley	1	-14	-14.0	0	0
SMU	398	1508	3.8	9	59
OPPONENTS	504	2289	4.5	22	50

KICKOFF RETURNS	NO	YDS	AVG	TD	LP
Larry Wilson	2	45	22.5	0	24
Michael Artmore	2	41	20.5	0	25
Erwin Wilburn	19	367	19.3	0	49
Cornell Parker	5	78	15.6	0	25
Jason Lindbloom	1	0	0.0	0	0
Mick Rossley	1	0	0.0	0	0
SMU	30	531	17.7	0	49
OPPONENTS	32	624	19.5	0	50

PUNT RETURNS	NO	YDS	AVG	TD	LP
Erwin Wilburn	10	66	6.6	0	20
Mick Rossley	2	5	2.5	0	3
Brian Berry	5	-4	-0.8	0	4
SMU	17	67	3.9	0	20
OPPONENTS	26	159	6.1	0	15

DEFENSE	GP	SOLO	ASST	TOT	AVG	TFL	YDS	SACKS	YDS	PD	FF	FR
Rodney Watkins	11	71	22	93	8.5	2	4	1	5	3	0	1
Chris Bordano	9	40	26	66	7.3	2	3	0	0	1	1	0
Byron Slaughter	11	77	29	106	9.6	0	0	1	2	1	0	0
Craig Swann	3	12	8	20	6.7	0	0	0	0	0	0	0

John Mumphy	11	43	29	72	6.5	4	7	1	3	2	2	1
Cagan Morgan	11	39	25	64	5.8	3	5	1	5	2	2	0
Cornell Parker	11	48	15	63	5.7	1	5	0	0	7	1	1
Ken Neill	11	27	35	62	5.6	2	3	0	0	1	1	2
Scott Fly	7	23	13	36	5.1	1	3	0	0	1	0	0
Byron Bonds	11	43	11	54	4.9	2	12	1	1	1	0	0
Adam Voyles	11	41	13	54	4.9	12	34	9	28	0	0	1
Richie Butler	7	24	9	33	4.7	0	0	0	0	1	0	0
Chad Patton	11	28	16	44	4.0	6	29	4	21	0	3	0
B.J. Stankovich	3	8	4	12	4.0	1	1	0	0	0	0	1
Vernon Edwards	11	31	11	42	3.8	5	21	3	17	0	0	1
Michael Artmore	10	30	8	38	3.8	0	0	0	0	2	0	1
Troy Williams	7	12	5	17	2.4	0	0	0	0	0	0	0
Marcus Malinson	11	19	7	26	2.4	0	0	0	0	1	1	1
Brian Kennedy	11	10	7	17	1.5	2	7	1	6	0	0	0
Mac McKinnie	11	5	7	12	1.1	0	0	0	0	0	0	1
Wilbert Mitchell	11	5	6	11	1.0	2	14	0	0	0	0	0
Brian Whitehill	9	4	5	9	1.0	0	0	0	0	0	0	0
Warren Scott	10	4	2	6	0.6	0	0	0	0	0	0	0
Darrel Amen	2	1	0	1	0.5	0	0	0	0	0	0	0
Eric Tomlin	10	1	1	2	0.2	0	0	0	0	0	1	0
Jason Lindbloom	11	2	0	2	0.2	0	0	0	0	0	0	0
Jay Harvey	11	1	1	2	0.2	0	0	0	0	0	0	0
Marvin Brown	6	0	1	1	0.2	0	0	0	0	0	0	0
SMU	11	649	316	965	87.7	45	148	22	88	23	12	11

INTERCEPTIONS	NO	YDS	AVG	TD	LP
Richie Butler	2	0	0.0	0	0
Cagan Morgan	1	15	15.0	0	15
Chris Bordano	1	9	9.0	0	9
Michael Artmore	1	9	9.0	0	9
Adam Voyles	1	5	5.0	0	5
Byron Slaughter	1	0	0.0	0	0
Cornell Parker	1	0	0.0	0	0
Rodney Watkins	1	0	0.0	0	0
SMU	9	38	4.2	0	15
OPPONENTS	15	149	9.9	0	48

PUNTING	NO	YDS	AVG	LP	BLK
Larry Israel	62	2465	39.8	61	0
SMU	62	2465	39.8	61	0
OPPONENTS	54	1929	35.7	56	1

KICKING	XP	2PT	FG	LG
John Stewart	23-23	0-1	13-17	55
Mark Eldred	31-32	0-2	14-24	44
SMU	23-23	0-1	13-17	55
OPPONENTS	31-32	0-2	14-24	44

1994 (1-9-1)

9/3	#Arkansas	51.180	L	14-34
9/10	at UCLA [13/NR]	40.638	L	10-17
9/17	New Mexico	11.100	W	34-31
9/24	at Texas Tech *	29.521	L	7-35
10/1	N. Carolina [18/NR]	18.200	L	24-28
10/8	at Baylor [23/NR] *	34.869	L	10-44
10/15	*Houston *	11.400	L	33-39
10/22	at Texas [13/NR] *	61.307	L	20-42
10/29	ivs. Texas A&M [7/NR] *	51.056	T	21-21
11/5	at Rice *	17.800	L	10-17
11/12	TCU *	20.463	L	14-35

At Little Rock, Ark.; * At Cotton Bowl; 1 At Alamodome (San Antonio, Texas)

Total Avg: 31.651 - Home Avg: 22.443

Coach: Tom Rossley

Captains: Vernon Edwards, Brannon Kidd, Ramon Flanigan, Rodney Watkins

TEAM STATS

	SMU	Opponents
First Downs	228	245
(Rushing)	102	123
(Passing)	104	102
(Penalty)	22	20
Rushing Att. - Yds.	455-1453	476-2465
Rushing Yds. / Game	132.1	224.1
Pass Comp. - Att. - Int.	208-388-10	150-251-9
Passing Yds.	2267	2223
Passing Yds. / Game	206.1	202.1
Offense Plays - Yds.	844-3720	725-4688
Punting - Yds. - Avg.	71-2603-36.7	43-1746-40.6
Fumbles - Lost	24-6	37-20
Penalties - Yds.	83-681	67-621
3rd Down	69-177	62-137
3rd Down %	0.390	0.453
Time of Possession	31:49	28:11

SCORING BY QUARTERS

Team	1st	2nd	3rd	4th	Total
SMU	41	37	48	71	197
Opponent	63	125	64	91	343

Average Points Scored

SMU -- 17.9

Opponent -- 31.2

INDIVIDUAL STATS

PASSING	CMP	ATT	INT	PCT	YDS	TD	LP
Mark Humble	8	13	0	.615	75	1	17
Ramon Flanigan	168	312	8	.538	1869	6	62
Chris James	32	63	2	.508	323	1	44
SMU	208	388	10	.536	2267	8	62
OPPONENTS	150	251	9	.598	2223	22	79

RECEIVING	REC	YDS	AVG	TD	LP
Mick Rossley	83	857	10.3	4	45
James Whitmore	29	363	12.5	1	27
John Biggins	20	239	12.0	1	44
Erwin Wilburn	17	240	14.1	1	31
Brian Berry	11	119	10.8	1	22
Jacques Smith	11	115	10.5	0	62
Larry Wilson	11	110	10.0	0	12
Calvin Robinson	8	78	9.8	0	28
Kevin Shepard	7	55	7.9	0	18
Donte Womack	6	48	8.0	0	22
Bryan Harmon	5	43	8.6	0	18
SMU	208	2267	10.9	8	62
OPPONENTS	150	2223	14.8	22	79

RUSHING	ATT	NET	AVG	TD	LP
Ramon Flanigan	182	277	2.8	12	34
Donte Womack	67	350	5.2	4	39
Jacques Smith	78	333	4.3	0	26
Kevin Shepard	54	169	3.1	0	23
Bryan Harmon	31	114	3.7	1	14
John Biggins	2	3	1.5	0	5
Chris Campbell	7	3	0.4	0	6
Isaiah Nelson	2	1	0.5	0	4
Chris James	29	-2	-0.1	1	20
Mark Humble	2	-7	-3.5	0	2
Mick Rossley	1	-13	-13.0	0	0
SMU	455	1453	3.2	18	39
OPPONENTS	476	2465	5.2	23	61

1995 (1-10)

9/2	Arkansas	29,107	W	17-14
9/9	Navy	20,302	L	2-33
9/16	at Oklahoma [14/NR]	64,217	L	10-24
9/23	at Wisconsin	77,108	L	0-42
9/30	Texas [21/NR] *	26,921	L	10-35
10/14	at Texas A&M [22/NR] *	59,573	L	17-20
10/21	at Houston *	13,850	L	15-38
10/28	Rice *	11,524	L	24-34
11/4	at TCU *	28,312	L	16-19
11/11	Baylor *	15,941	L	7-48
11/18	Texas Tech *	11,738	L	14-45

Home games played at Cotton Bowl
Total Avg: 32,599 - Home Avg: 19,256

Coach: Tom Rossley

Captains: Ramon Flanigan, Brannon Kidd, Cornell Parker, Craig Swann

TEAM STATS

	SMU	Opponents
First Downs	167	256
(Rushing)	57	155
(Passing)	96	89
(Penalty)	14	12
Rushing Att. - Yds.	365-932	554-2926
Rushing Yds. / Game	84.7	266
Pass Comp. - Att. - Int.	197-372-15	150-272-8
Passing Yds.	2128	2072
Passing Yds. / Game	193.5	188.4
Offense Plays - Yds.	735-3060	825-4994
Punting - Yds. - Avg.	68-2715-39.9	49-1922-39.2
Fumbles - Lost	21-13	17-8
Penalties - Yds.	42-423	84-659
Sacks - Yds.	8-44	32-193
3rd Down	53-162	70-160
3rd Down %	0.327	0.438
4th Down	10-28	13-20
4th Down %	0.357	0.65
Time of Possession	27:47	32:13

SCORING BY QUARTERS

Team	1st	2nd	3rd	4th	Total
SMU	16	44	23	49	132
Opponent	79	127	48	98	352

Average Points Scored

SMU -- 12.0

Opponent -- 32.0

INDIVIDUAL STATS

PASSING	GP	CMP	ATT	INT	PCT	YDS	TD	LP
Kelsey Adams	6	1	179	6	1.000	64	1	64
Derek Canine	7	100	179	6	.559	1019	6	46
Chris James	5	69	126	6	.548	732	2	41
Mark Humble	3	27	65	3	.415	313	2	40
Anthony Scotti	11	0	1	0	.000	0	0	0
SMU	11	197	372	15	.530	2128	11	64
OPPONENTS	11	150	272	8	.551	2072	18	56

RECEIVING	GP	REC	YDS	AVG	TD	LP
Kevin Thornall	11	44	531	12.1	6	40
Donte Womack	11	34	244	7.2	2	45
James Whitmore	11	31	390	12.6	2	64
Albert Johnson	11	28	285	10.2	0	25
Rafiq Cooper	11	19	180	9.5	0	31
DeAndre Robinson	9	12	180	15.0	0	41
Vaughn Dickerson	9	9	126	14.0	0	46
Lamonte Guillory	6	6	77	12.8	0	20
Jimmy Moore	11	6	61	10.2	1	20
Bryan Harmon	11	3	12	4.0	0	9
Kevin Lias	8	2	21	10.5	0	15
Kelsey Adams	6	2	6	3.0	0	7
Chris Campbell	11	1	15	15.0	0	15
SMU	11	197	2128	10.8	11	64
OPPONENTS	11	150	2072	13.8	18	56

RUSHING	GP	ATT	NET	AVG	TD	LP
Donte Womack	11	208	758	3.6	3	68
Bryan Harmon	11	27	77	2.9	0	9
Chris James	5	46	56	1.2	1	14
Kelsey Adams	6	10	41	4.1	0	14
Derek Canine	7	46	27	0.6	1	11
Chris Campbell	11	9	19	2.1	0	7
Vaughn Dickerson	9	2	0	0.0	0	1
Josh Lerner	10	1	-8	-8.0	0	0
Ramon Flanigan	1	1	-9	-9.0	0	0
Mark Humble	3	14	-15	-1.1	0	15
Team	11	1	-14	-14.0	0	0
SMU	11	365	932	2.6	5	68
OPPONENTS	11	554	2926	5.3	26	72

KICKOFF RETURNS	G	NO	YDS	AVG	TD	LP
Rafiq Cooper	11	4	102	25.5	0	42
Albert Johnson	11	1	25	25.0	0	25
Cornell Parker	11	25	571	22.8	0	42
Kelsey Adams	6	1	22	22.0	0	22
Kevin Thornall	11	1	21	21.0	0	21
Jimmy Moore	11	6	109	18.2	0	31
Ken Neill	11	2	29	14.5	0	17
Chris Campbell	11	3	36	12.0	0	25
Donte Womack	11	5	57	11.4	0	29
Jacoby Rhinehart	9	1	-2	-2.0	0	0
Rochon George	2	1	7	7.0	0	7
SMU	11	50	977	19.5	0	42
OPPONENTS	11	17	299	17.6	0	38

PUNT RETURNS	G	NO	YDS	AVG	TD	LP
Jason Whitmore	11	2	32	16.0	0	19
Vaughn Dickerson	9	16	142	8.9	0	34
Tyree Taylor	10	1	0	0.0	0	0
SMU	11	19	174	9.2	0	34
OPPONENTS	11	27	229	8.5	0	22

1996 (5-6)

8/31	Tulsa *	12,177	W	17-10
9/7	at Arkansas	44,695	W	23-10
9/14	Utah *	22,614	L	17-21
9/21	at Navy	26,798	L	17-19
9/28	at BYU [24/NR] *	62,537	L	3-31
10/5	Missouri	23,132	L	26-27
10/19	at Rice *	20,100	L	17-35
10/26	New Mexico *	24,024	W	52-31
11/2	at Wyoming [17/NR] *	17,268	L	17-59
11/9	at UTEP *	14,590	W	30-0
11/21	TCU *	21,141	W	27-24

Home games played at Cotton Bowl
Total Avg: 26,280 - Home Avg: 20,618

Coach: Tom Rossley

Game Captains

TEAM STATS

	SMU	Opponents
First Downs	200	244
(Rushing)	99	132
(Passing)	88	98
(Penalty)	13	14
Rushing Att. - Yds.	437-1741	524-2170
Rushing Yds. / Game	158.3	197.3
Pass Comp. - Att. - Int.	134-260-14	178-302-10
Passing Yds.	2037	2131
Passing Yds. / Game	1285.2	193.7
Offense Plays - Yds.	697-3778	826-4301
Punting - Yds. - Avg.	43-1782-41.4	44-1680-38.2
Fumbles - Lost	21-8	22-14
Penalties - Yds.	47-398	50-419
Sacks - Yds.	13-76	33-251
3rd Down	68-156	76-159
3rd Down %	0.436	0.478
4th Down	5-14	11-19
4th Down %	0.357	0.579
Time of Possession	26:59	33:01

SCORING BY QUARTERS

Team	1st	2nd	3rd	4th	Total
SMU	53	65	60	68	246
Opponent	89	90	48	40	267

Average Points Scored

SMU -- 22.4

Opponent -- 24.3

INDIVIDUAL STATS

PASSING	GP	CMP	ATT	INT	PCT	YDS	TD	LP
Mark Humble	11	28	47	0	.596	322	3	64
Ramon Flanigan	11	106	212	13	.500	1715	11	80
Anthony Scotti	10	0	1	1	.000	0	0	0
SMU	11	134	260	14	.515	2037	14	80
OPPONENTS	11	178	302	10	.589	2131	13	66

RECEIVING	GP	REC	YDS	AVG	TD	LP
Kevin Thornall	11	37	501	13.5	7	39
Albert Johnson	11	33	671	20.3	3	80
Jimmy Moore	11	20	307	15.4	1	41
Rafiq Cooper	8	14	196	14.0	1	35
Donte Womack	11	11	104	9.5	2	45
Kevin Lias	10	6	65	10.8	0	20
Lamonte Guillory	11	5	107	21.4	0	53
Kelsey Adams	9	4	37	9.3	0	17
Bryan Harmon	11	2	29	14.5	0	17
Jeremy Morgan	11	1	10	10.0	0	10
Roy Coats	8	1	10	10.0	0	10
SMU	11	134	2037	15.2	14	80
OPPONENTS	11	178	2131	12.0	13	66

RUSHING	GP	ATT	NET	AVG	TD	LP
Donte Womack	11	160	887	5.5	5	84
Ramon Flanigan	11	155	394	2.5	6	41
Bryan Harmon	11	65	306	4.7	1	71
Rodnick Phillips	10	32	117	3.7	1	29
Kelsey Adams	9	10	37	3.7	0	10
Roy Coats	8	10	18	1.8	0	5
Anthony Scotti	10	1	12	12.0	0	12
Kevin Thornall	11	2	8	4.0	0	6
Mark Humble	11	11	-13	-1.2	0	14
Team	11	1	-25	-25.0	0	0
SMU	11	437	1741	4.0	13	84
OPPONENTS	11	524	2170	4.1	19	52

KICKOFF RETURNS	GP	NO	YDS	AVG	TD	LP
Rodnick Phillips	10	22	618	28.1	1	99
Jacoby Rhinehart	11	15	105	7.0	0	21
Donte Womack	11	7	151	21.6	0	29
Kelsey Adams	9	2	33	16.5	0	18
SMU	11	37	938	25.4	1	99
OPPONENTS	11	31	664	21.4	0	59

PUNT RETURNS	GP	NO	YDS	AVG	TD	LP
Rodnick Phillips	10	1	8	8.0	0	8
Jacoby Rhinehart	11	15	105	7.0	0	21
Donte Womack	11	1	5	5.0	0	5
Jimmy Moore	11	3	5	1.7	0	3
SMU	11	20	123	6.2	0	31
OPPONENTS	11	21	127	6.0	0	24

DEFENSE	GP	SOLO	ASST	TOT	AVG	TFL	YDS	SACKS	YDS	PD	FF	FR
Craig Swann	10	102	65	167	16.7	13	52	4	25	2	2	1
Eric Tomlin	11	54	49	103	9.4	3	7	0	0	0	1	0
Jackson Moore	10	47	31	78	7.8	4	14	0	0	0	0	0
Seth Stinton	8	34	24	58	7.3	0	0	0	0	5	0	0
Cornell Parker	11	47	29	76	6.9	1	3	0	0	7	1	2
Jay Harvey	7	33	14	47	6.7	0	0	0	0	3	0	0
Wade Smith	9	35	15	50	5.6	2	5	0	0	1	0	1
Ahmad Hayes	11	27	25	52	4.7	5	11	0	0	0	2	0
Mac McKinzie	11	27	25	52	4.7	3	8	1	3	2	1	0
Ken Neill	11	36	16	52	4.7	2	10	1	0	1	1	0
Wilbert Mitchell	11	30	19	49	4.5	9	21	2	8	2	1	1
Dewey Evans	10	23	14	37	3.7	0	0	0	0	4	0	0
Chad Kollar	11	18	22	40	3.6	1	3	0	0	1	0	0
Troy Williams	4	9	4	13	3.3	0	0	0	0	0	1	0
Cagan Morgan	11	20	14	34	3.1	2	4	0	0	0	0	0
Mercury Hall	11	16	9	25	2.3	1	1	0	0	0	0	1
Jason Lindbloom	3	1	5	6	2.0	0	0	0	0	0	0	0
Blake Perkins	9	6	8	14	1.6	0	0	0	0	0	0	0
Jason Evans	11	9	7	16	1.5	0	0	0	0	0	0	0
Donald Mitchell	10	11	2	13	1.3	0	0	0	0	0	0	1
Warren Scott	11	9	4	13	1.2	1	4	0	0	0	0	0
Kenneth Imo	7	4	4	8	1.1	0	0	0	0	0	0	0
Mark Futschik	1	1	0	1	1.0	0	0	0	0	0	0	0
Tyree Taylor	10	4	6	10	1.0	0	0	0	0	0	0	0
Wendell Washington	11	6	4	10	0.9	0	0	0	0	0	0	0
Dave Kiselak	8	4	3	7	0.9	1	3	0	0	0	0	0
Max Munn	5	4	0	4	0.8	0	0	0	0	0	0	0
Warwick Woodard	9	4	3	7	0.8	2	2	0	0	0	0	1
Dan Merritt	6	3	1	4	0.7	0	0	0	0	0	0	0
Jacoby Rhinehart	9	3	2	5	0.6	0	0	0	0	0	1	0
Jeremy Morgan	3	1	0	1	0.3	0	0	0	0	0	0	0
Brandon Williams	5	1	0	1	0.2	0	0	0	0	0	0	0
Carlyce Black	6	1	0	1	0.2	0	0	0	0	0	0	0
Clint Snowden	11	0	1	1	0.1	0	0	0	0	0	0	0
SMU	11	630	425	1055	95.9	50	148	8	36	29	11	0



OUTLOOK

PLAYERS

COACHES

OPPONENTS

REVIEW

RECORDS

HISTORY

MEDIA

1997 (6-5)

9/6	at Mississippi	36.521	L	15-23
9/13	^vs. Arkansas	23.500	W	31-9
9/20	Navy	20.011	L	16-46
9/27	BYU [23NR] *	23.701	L(OT)	16-19
10/4	at New Mexico *	33.128	L	15-22
10/11	at Utah *	26.611	W	20-19
10/25	Wyoming *	22.403	W	22-17
11/1	Rice *	20.024	W	24-6
11/8	UTEP *	21.280	W	28-14
11/15	at Tulsa *	15.234	W	42-41
11/20	at TCU *	19.094	L	18-21

^ At Independence Stadium (Shreveport, La.)

Home games played at Cotton Bowl

Total Avg: 23.773 - Home Avg: 21.484

Coach: Mike Cavan

Captains: Chris Bordano, Jason Evans, Glenn Ivey, Dante Womack

TEAM STATS

	SMU	Opponents
First Downs	174	193
(Rushing)	101	93
(Passing)	63	86
(Penalty)	10	14
Rushing Att. - Yds.	491-2170	450-1579
Rushing Yds. / Game	197.3	143.5
Pass Comp. - Att. - Int.	99-211-7	164-293-15
Passing Yds.	1233	2050
Passing Yds. / Game	112.1	186.4
Offense Plays - Yds.	702-3403	743-3629
Punting - Yds. - Avg.	73-2859-32.9	52-2125-40.9
Fumbles - Lost	15-7	19-12
Penalties - Yds.	54-432	57-434
Sacks - Yds.	27-168	13-78
3rd Down	57-162	53-158
3rd Down %	0.352	0.335
4th Down	10-14	15-23
4th Down %	0.714	0.652
Time of Possession	30:32	29:28

SCORING BY QUARTERS

Team	1st	2nd	3rd	4th	Total
SMU	65	75	40	64	247
Opponent	58	45	19	109	237

Average Points Scored

SMU -- 22.5

Opponent -- 21.5

INDIVIDUAL STATS

PASSING	GP	CMP	ATT	INT	PCT	YDS	TD	LP
Ramon Flanigan	11	42	82	3	.512	555	4	77
Chris Sanders	11	57	128	4	.445	678	6	55
Kelsey Adams	9	0	1	0	.000	0	0	0

SMU	11	99	211	7	.469	1233	10	77
-----	----	----	-----	---	------	------	----	----

OPPONENTS	11	164	293	15	.560	2050	10	57
-----------	----	-----	-----	----	------	------	----	----

RECEIVING	GP	REC	YDS	AVG	TD	LP
Tony Newsome	11	20	212	10.6	1	22
Jack Brewer	10	19	352	18.5	4	77
Rafiq Cooper	6	14	142	10.1	1	25
Diamond Bluiett	11	13	232	17.8	0	43
Jimmy Moore	4	8	74	9.3	2	21
Albert Johnson	9	7	83	11.9	0	26
Donte Womack	9	7	50	7.1	0	17
Rodnick Phillips	8	4	44	11.0	0	15
Jeff Pennington	11	3	29	9.7	0	14
Kelsey Adams	9	2	2	1.0	1	7
Bryan Harmon	8	1	9	9.0	0	9
Wendell Washington	11	1	4	4.0	1	4

SMU	11	99	1233	12.5	10	77
-----	----	----	------	------	----	----

OPPONENTS	11	164	2050	12.5	10	57
-----------	----	-----	------	------	----	----

RUSHING	GP	ATT	NET	AVG	TD	LP
Donte Womack	9	181	775	4.3	4	53
Kelsey Adams	9	125	660	5.3	9	72
Ramon Flanigan	11	104	422	4.1	6	61
Jeff Pennington	11	24	130	5.4	0	25
Rodnick Phillips	8	28	122	4.4	0	16
Lloyd Banks	5	8	37	4.6	0	12
Roy Coats	11	4	16	4.0	0	8
Jack Brewer	10	1	14	14.0	0	14
Bryan Harmon	8	2	8	4.0	0	5
Chris Sanders	11	12	1	0.1	0	9
Mark Humble	11	1	-2	-2.0	0	0
Team	1	1	-13	-13.0	0	0

SMU	11	491	2170	4.4	19	72
-----	----	-----	------	-----	----	----

OPPONENTS	11	450	1579	3.5	16	34
-----------	----	-----	------	-----	----	----

KICKOFF RETURNS	GP	NO	YDS	AVG	TD	LP
Rodnick Phillips	8	10	207	20.7	0	38
Kelsey Adams	9	3	55	18.3	0	27
Jack Brewer	10	4	73	18.3	0	24
Tony Newsome	11	6	96	16.0	0	20
Diamond Bluiett	11	1	12	12.0	0	12
Clint Snowden	11	2	11	5.5	0	11

SMU	11	26	454	17.5	0	38
-----	----	----	-----	------	---	----

OPPONENTS	11	37	707	19.1	0	61
-----------	----	----	-----	------	---	----

PUNT RETURNS	GP	NO	YDS	AVG	TD	LP
Tony Newsome	11	1	15	15.0	0	15
Tracy Hart	11	1	9	9.0	0	9
Jacoby Rhinehart	11	13	95	7.3	0	20
Donald Mitchell	11	0	6	0.0	1	6
SMU	11	15	125	8.3	1	20
OPPONENTS	11	34	156	4.6	0	19

INDIVIDUAL STATS

PASSING	GP	CMP	ATT	INT	PCT	YDS	TD	LP
Chris Sanders	10	99	181	7	.547	1050	6	43
Josh McCown	9	46	99	8	.465	519	7	75
SMU	12	145	280	15	.518	1669	13	75

OPPONENTS	12	162	319	14	.508	1915	11	94
-----------	----	-----	-----	----	------	------	----	----

RECEIVING	GP	REC	YDS	AVG	TD	LP
Albert Johnson	12	39	436	13.7	7	75
Diamond Bluiett	12	37	591	13.3	3	43
Tony Newsome	12	14	174	12.4	0	37
Rodnick Phillips	12	14	111	7.9	1	20
Kelsey Adams	12	11	76	6.9	0	18
Jacoby Rhinehart	12	6	80	13.3	1	39
Michael Brown	12	6	54	9.0	0	17
David Foster	11	5	45	9.0	1	16
Brendan McGraw	10	5	14	2.8	0	11
Jeff Pennington	12	4	28	7.0	0	12
Clint Snowden	12	2	30	15.0	0	16
Bryan McDearman	12	1	15	15.0	0	15
Jason Pipkins	11	1	15	15.0	0	15

SMU	12	145	1669	11.5	13	75
-----	----	-----	------	------	----	----

OPPONENTS	12	162	1915	11.8	11	94
-----------	----	-----	------	------	----	----

RUSHING	GP	ATT	NET	AVG	TD	LP
Rodnick Phillips	12	239	1115	4.7	9	63
Kelsey Adams	12	147	802	5.5	4	76
Jacoby Rhinehart	12	4	79	19.8	1	47
Brendan McGraw	10	7	69	9.9	1	61
Josh McCown	9	51	35	0.7	0	34
Jeff Pennington	12	7	9	1.3	0	3
Albert Johnson	12	2	9	4.5	0	5
Jason Pipkins	11	2	5	2.5	0	6
Colin Vanheim	12	1	-5	-5.0	0	0
Chris Sanders	10	39	-96	-2.5	0	12
Team	3	1	-35	-35.0	0	0

SMU	12	500	1987	4.0	15	76
-----	----	-----	------	-----	----	----

OPPONENTS	12	481	1651	3.4	12	65
-----------	----	-----	------	-----	----	----

KICKOFF RETURNS	GP	NO	YDS	AVG	TD	LP
Kelsey Adams	12	15	367	24.5	0	52
Rodnick Phillips	12	7	157	22.4	0	32
Tim Gardner	12	5	88	17.6	0	20
Jason Pipkins	11	3	50	16.7	0	18
Bryan McDearman	12	3	46	15.3	0	16
Rand Holdren	10	3	45	15.0	0	20
Michael Brown	12	1	10	10.0	0	10
Diamond Bluiett	12	1	0	0.0	0	0

SMU	12	38	763	20.1	0	52
-----	----	----	-----	------	---	----

OPPONENTS	12	33	642	19.5	0	74
-----------	----	----	-----	------	---	----

PUNT RETURNS	GP	NO	YDS	AVG	TD	LP
Albert Johnson	12	42	42.0	1	42	
Jacoby Rhinehart	12	6	32	5.3	0	23
Bryan McDearman	12	28	138	4.9	0	14
Tony Newsome	12	1	4	4.0	0	4
Tommy Dorsey	11	1	0	0.0	0	0
SMU	12	37	216	5.8	1	42
OPPONENTS	12	40	374	9.4	2	92

DEFENSE	GP	SO	ASST	TOT	AVG	TFL	YDS	SACKS	YDS	PD	FF	FR
Chris Bordano	10	67	53	120	12.0	2	3	1	6	0	1	0
Luke Johnson	11	43	44	87	7.9	2	17	10	64	3	2	1
Tracy Hart	1	52	23	75	75.0	1	0	0	0	6	0	3
Tyree Taylor	11	50	19	69	6.3	8	18	0.5	3	3	2	1
Jason Simonton	11	33	20	53	4.8	3	12	0.5	3	0	2	0
Chris Gedward	11	36	17	53	4.8	4	9	0	0	2	0	2
Jacoby Rhinehart	11	41	10	51	4.6	0	0	0	0	9	1	0
Chad Kollar	9	24	24	48	5.3	0	0	0	0	1	0	1
Donald Mitchell	11	31	14	45	4.1	2	4	0	0	5	1	0
Seth Stinton	11	33	10	43	3.9	2	4	0.5	16	4	0	1
Alex Pahlulu	11	21	21	42	3.8	5	9	3	16	2	0	0
Warwick Woodard	11	18	20	38	3.5	4	13	2	21	0	1	0
Jason Evans	11	14	20	34	3.1	0	0	3	24	0	1	1
Raymon Brown	9	22	12	34	3.8	0	0	0	0	3	0	0
Kenneth Imo	11	15	29	44	2.6	2	8	0.5	7	2	0	0
Mercury Hall	8	10	13	23	2.9	1	1	1.5	11	0	1	0
Dan Merritt	10	7	15	22	2.2	1	3	0.5	0	0	0	0
Karon Riley	9	8	12	20	2.2	0	0	3	25	0	0	1
Dewey Evans	11	10	8	18	1.6	0	0	0	0	3	0	0
David Jefferson	11	7	5	12	1.1	2	2	0.5	4	1	0	1
Blake Perkins	7	8	2	10	1.4	0	0	0	0	1	0	1
Alan Alwater	10	4	5	9	0.9	0	0	0	0	0	0	0
Bryan Harmon	7	2	5	7	1.0	0	0	0	0	0	0	0
Albert Johnson	8	6	1	7	0.9	0	0	0	0	0	0	0
Roy Coats	10	4	1	5	0.5	0	0	0	0	0	0	0
Chase Schavdra	6	4	0	4	0.7	0	0	0	0	0	0	0
Lamonte Guillory	6	2	1	3	0.5	0	0	0	0	0	0	0
Will McKinney	9	2	1	3	0.3	0	0	0	0	0	0	0
Jack Brewer	9	1	1	2	0.2	0	0	0	0	0	0	0
Wendell Washington	10	1	1	2	0.2	0	0	0	0	0	0	0
Roy Rios	11	2	0	2	0.2	0	0	0	0	0	0	0
Rafiq Cooper	6	0	1	1	0.2	0	0	0	0	0	0	0
Anthony Scotti	10	1	0	1	0.1	0	0	0	0	0	0	0
Tony Newsome	11	0	1	1	0.1	0	0	0	0	0	0	0
SMU	11	579	394	973	162.8	39	103	26.5	200	45	12	12



1999 (4-6)

9/4	Arkansas	51,019	L	0-26
9/11	at Tulane	20,097	L	19-53
9/25	Hawaii *	15,131	L	0-20
10/2	at Kansas	24,700	L	9-27
10/9	at UTEP *	38,257	L	28-42
10/14	Fresno St. *	8,211	W	24-14
10/23	at San Jose St. *			Cancelled
10/30	Rice *	16,272	W	27-2
11/13	Cal St. Northridge	7,494	W	58-16
11/20	at Tulsa *	14,199	W	28-14
11/26	at TCU *	25,725	L	0-21

Last season at the Cotton Bowl
Total Avg: 22,111 - Home Avg: 19,625
Coach: Mike Cavan
Captain: Game Captains

TEAM STATS

	SMU	Opponents
First Downs	163	192
(Rushing)	76	66
(Passing)	68	110
(Penalty)	19	16
Rushing Att. - Yds.	389-1189	378-1139
Rushing Yds. / Game	113.9	113.9
Pass Comp. - Att. - Int.	149-292-13	205-334-10
Passing Yds.	1792	2472
Passing Yds. / Game	179.2	247.2
Offense Plays - Yds.	681-2981	712-3611
Punting - Yds. - Avg.	62-2359-38.0	63-2445-38.8
Fumbles - Lost	22-10	20-9
Penalties - Yds.	68-505	60-516
Sacks - Yds.	26.5-200	30-247
3rd Down	50-152	56-156
3rd Down %	0.329	0.359
4th Down	10-21	10-20
4th Down %	0.476	0.5
Time of Possession	29:58	30:02

SCORING BY QUARTERS

Team	1st	2nd	3rd	4th	Total
SMU	57	50	41	45	193
Opponent	49	74	60	52	235

Average Points Scored
SMU -- 19.3
Opponent -- 23.5

INDIVIDUAL STATS

PASSING	GP	CMP	ATT	INT	PCT	YDS	TD	LP
Josh McCown	10	125	234	10	.534	1434	11	73
Kelan Lukar	5	22	36	3	.393	270	1	44
Rodnick Phillips	10	1	1	0	1.000	57	0	57
Colin Vadheim	10	1	1	0	1.000	31	0	31
SMU	10	149	292	13	.510	1792	12	73
OPPONENTS	10	205	334	10	.614	2472	16	83
RECEIVING	GP	REC	YDS	AVG	TD	LP		
Chris Cunningham	10	39	570	14.6	5	73		
Cody Cardwell	10	31	469	15.1	3	57		
Damond Blueitt	9	17	170	10.0	2	28		
Rodnick Phillips	10	16	114	7.1	0	18		
Tony Newsome	4	12	148	12.3	0	44		
Johnnie Freeman	10	8	31	3.9	0	14		
Bryan McDearman	9	6	85	14.2	1	37		
Jeff Pennington	10	6	54	9.0	1	19		
Michael Brown	10	5	89	17.8	0	31		
Jeff Woods	10	4	37	9.3	0	15		
Kris Briggs	10	4	20	5.0	0	12		
David Ellen	9	1	5	5.0	0	5		
SMU	10	149	1792	12.0	12	73		
OPPONENTS	10	205	2472	12.1	16	83		
RUSHING	GP	ATT	NET	AVG	TD	LP		
Kris Briggs	10	102	522	5.1	6	51		
Rodnick Phillips	10	150	503	3.4	3	37		
Johnnie Freeman	10	32	279	8.7	2	61		
Jeff Pennington	10	15	41	2.7	1	10		
Jeff Woods	10	5	6	1.2	0	7		
Chris Cunningham	10	1	-9	-9.0	0	0		
Josh McCown	10	69	-9	-0.1	1	22		
Cody Cardwell	10	3	-10	-3.3	0	3		
Colin Vadheim	10	1	-12	-12.0	0	0		
Team	10	3	-52	-17.3	0	0		
Kelan Lukar	5	8	-70	-8.8	0	0		
SMU	10	389	1189	3.1	13	61		
OPPONENTS	10	378	1139	3.0	13	80		
KICKOFF RETURNS	GP	NO	YDS	AVG	TD	LP		
Rodnick Phillips	10	10	238	23.8	0	48		
Chris Cunningham	10	7	237	33.9	1	90		
Brendan McGraw	10	3	90	30.0	0	39		
Johnnie Freeman	10	3	23	7.7	0	11		
Jeff Woods	10	3	58	19.3	0	44		
Michael Brown	10	3	22	7.3	0	12		
Tim Gardner	10	2	24	12.0	0	13		
Kris Briggs	10	1	2	2.0	0	0		
Jeff Pennington	10	1	4	4.0	0	4		
Billy Ford	10	1	9	9.0	0	9		
SMU	10	34	707	20.8	1	90		
OPPONENTS	10	18	346	19.2	0	39		
PUNT RETURNS	GP	NO	YDS	AVG	TD	LP		
Chris Cunningham	10	25	224	9.0	0	21		
Cody Cardwell	10	2	9	4.5	0	9		
Luke Johnson	10	1	24	24.0	0	0		
Kevin Garrett	10	1	15	15.0	0	0		
Roy Coats	10	1	14	14.0	0	14		
SMU	10	30	286	9.5	1	21		
OPPONENTS	10	19	173	9.1	1	37		

DEFENSE	GP	SOLO	ASST	TOT	AVG	TFL	YDS	SACKS	YDS	PD	FF	FR
Jason Simonton	10	76	49	125	12.5	11	23	2	12	4	1	2
Kevin Garrett	10	62	19	81	8.1	4	11	0	0	4	1	0
Raymon Brown	10	44	31	75	7.5	0	0	0	0	7	2	2
Luke Johnson	10	53	21	74	7.4	19	115	11.5	101	1	1	0
Tracy Hart	10	49	20	69	6.9	2	9	0	0	10	2	0
James Orr	10	36	11	47	4.7	0	0	0	0	8	0	1
Justin Williams	10	31	14	45	4.5	2	2	0	0	0	0	1
Kevin Aldridge	8	28	12	40	5.0	2	7	0	0	1	0	1
Johnson Patman	10	24	13	37	3.7	6	26	4	19	0	0	0
Markus Pratt	9	20	14	34	3.8	8	50	5	43	0	0	0
Chase Schavdra	9	20	9	29	3.2	8	22	1	3	1	0	0
Lute Croy	10	17	11	28	2.8	3	8	0	0	1	0	1
Billy Williams Jr.	10	14	12	26	2.6	2	3	0	0	0	0	0
Warrie Birdwell	10	10	13	23	2.3	2	9	1	7	0	0	0
Tommy Dorsey	10	13	7	20	2.0	0	0	0	0	1	0	0
Chris Post	10	10	9	19	1.9	2	6	1	5	1	0	0
Billy Ford	10	9	7	16	1.6	1	10	1	10	0	0	0
Roy Coats	8	10	6	16	2.0	0	0	0	0	0	0	0
Shane O'Neill	2	12	1	13	6.5	0	0	0	0	1	0	0
Devonric Johnson	10	6	7	13	1.3	0	0	0	0	0	0	0
Corey Riley	7	3	1	4	1.4	0	0	0	0	1	0	0
Brent Briggs	7	5	4	9	1.3	0	0	0	0	0	0	0
Jerry Evans	3	2	5	7	2.3	0	0	0	0	0	0	0
Tim Gardner	10	5	1	6	0.6	0	0	0	0	0	0	0
Thornton Chandler	9	3	2	5	0.6	0	0	0	0	0	0	0
Khalid Beard	9	3	1	4	0.4	0	0	0	0	0	0	0
Eric Peterson	2	1	3	4	2.0	1	1	0	0	0	0	0
Courtney Richardson	3	2	1	3	1.0	0	0	0	0	0	0	0
Derrice Randle	10	1	1	2	0.2	0	0	0	0	0	0	0
Chris Cunningham	10	2	0	2	0.2	0	0	0	0	0	1	0
Johnnie Freeman	10	1	0	1	0.1	0	0	0	0	0	0	0
Colin Vadheim	10	1	0	1	0.1	0	0	0	0	0	0	0
Rusty Simpson	7	1	1	0	0.0	0	0	0	0	0	0	0
Paul Wiley	1	1	0	1	1.0	0	0	0	0	0	0	0
SMU	10	579	307	2591	101.7	73	302	26.5	200	41	9	8

INTERCEPTIONS	GP	NO	YDS	AVG	TD	LP
Tracy Hart	10	5	28	5.6	0	23
Raymon Brown	10	3	31	10.3	0	18
Kevin Garrett	10	1	-6	-6.0	0	0
Kevin Aldridge	10	1	7	7.0	0	7
SMU	10	10	60	6.0	0	23
OPPONENTS	10	13	182	14.0	1	52

PUNTING	GP	NO	YDS	AVG	LP	BLK
Colin Vadheim	10	60	2347	39.1	61	1
TEAM	10	2	12	6.0	12	1
SMU	10	62	2359	38.0	61	2
OPPONENTS	10	63	2445	38.8	58	2

KICKING	XP	2PT	FG	SAF
Adam Walterscheid	19-23		3-7	
Cody Cardwell		1-1		
Josh McCown		1-2		
Jacob Crowley	1-2		0-1	
SMU	20-25	2-3	3-8	0
OPPONENTS	25-27	1-4	6-12	2

2000 (3-9)

9/2	Kansas	32,267	W	31-17
9/9	at UTEP *	31,483	L	20-37
9/16	at NC St.	50,034	L	0-41
9/23	Tulane	26,375	L	17-29
9/30	at Houston	17,496	L	15-17
10/7	San Jose St. *	16,821	L	10-35
10/14	at Hawaii *	36,635	L	15-30
10/28	Nevada *	14,747	W	21-7
11/4	at Rice *	11,418	L	14-43
11/11	Tulsa *	14,127	W	24-20
11/18	at Fresno St. *	40,184	L	7-14
11/24	TCU [13/NR] *	26,551	L	7-62

Inaugural season at Gerald J. Ford Stadium
Total Avg: 26,512 - Home Avg: 21,815
Coach: Mike Cavan
Captain: Vic Vitoria

TEAM STATS

	SMU	Opponents
First Downs	229	210
(Rushing)	94	81
(Passing)	114	111
(Penalty)	21	18
Rushing Att. - Yds.	436-1390	429-1656
Rushing Yds. / Game	115.8	138.0
Pass Comp. - Att. - Int.	229-436-22	212-375-8
Passing Yds.	2510	2893
Passing Yds. / Game	209.2	241.1
Offense Plays - Yds.	842-3900	804-4549
Punting - Yds. - Avg.	72-2748-38.2	65-2595-39.9
Fumbles - Lost	18-9	24-10
Penalties - Yds.	87-69	97-820
Sacks - Yds.	23-123	32-202
3rd Down	73-200	61-175
3rd Down %	0.365	0.349
4th Down	6-20	11-20
4th Down %	0.3	0.55
Time of Possession	31:52	27:58

SCORING BY QUARTERS

Team	1st	2nd	3rd	4th	Total
SMU	38	57	22	64	181
Opponent	109	102	57	84	352

Average Points Scored
SMU -- 15.1
Opponent -- 29.1

INDIVIDUAL STATS

PASSING	GP	CMP	ATT	INT	PCT	YDS	TD	LP
Josh McCown	11	169	331	16	.511	1969	9	75
David Page	5	60	104	6	.577	541	4	36
Johnnie Freeman	12	0	1	0	.000	0	0	0
SMU	12	229	436	22	.525	2510	13	75
OPPONENTS	12	212	375	8	.565	2893	21	52
RECEIVING	GP	REC	YDS	AVG	TD	LP		
John Hampton	12	46	572	12.4	4	29		
Chris Cunningham	12	45	444	9.9	1	36		
Kris Briggs	12	38	310	8.2	0	30		
Johnnie Freeman	12	32	399	12.5	5	38		
Billy Ford	12	28	310	11.1	2	44		
Cody Cardwell	9	24	268	11.2	0	35		
Jason Pipkins	12	9	73	8.1	0	41		
Marcus Carter	8	3	112	37.3	0	75		
Michael Brown	12	2	15	7.5	1	12		
Trent Joekell	7	1	9	9.0	0	9		
Keylon Kincaide	12	1	2	-2.0	0	2		
SMU	12	229	2510	11.0	13	75		
OPPONENTS	12	212	2893	13.6	21	52		
RUSHING	GP	ATT	NET	AVG	TD	LP		
Kris Briggs	12	231	828	3.6	3	25		
Johnnie Freeman	12	19	197	10.4	2	63		
Josh McCown	11	78	175	2.2	3	28		
Jason Pipkins	12	44	132	3.0	0	23		
Keylon Kincaide	12	17	58	3.4	0	17		
David Page	5	38	15	0.4	1	17		
Billy Ford	12	2	13	6.5	0	11		
Trent Joekell	7	1	10	10.0	0	10		
Chris Cunningham	12	2	1	0.5	0	1		
SMU	12	432	1429	3.3	9	63		
OPPONENTS	12	429	1656	3.9	19	74		
KICKOFF RETURNS	GP	NO	YDS	AVG	TD	LP		
Chris Cunningham	12	19	359	18.9	0	49		
Johnnie Freeman	12	16	377	23.6	0	35		
Keylon Kincaide	12	3	54	18.0	0	27		
Jason Pipkins	12	2	6	3.0	0	10		
Michael Brown	12	2	24	12.0	0	14		
John Hampton	11	1	9	9.0	0	9		
Steve O'Neill	11	1	24	24.0	0	24		
SMU	12	44	853	19.4	0	49		
OPPONENTS	12	27	559	20.7	1	48		
PUNT RETURNS	GP	NO	YDS	AVG	TD	LP		
Chris Cunningham	12	21	200	9.5	0	32		
SMU	12	21	200	9.5	0	32		
OPPONENTS	12	44	403	9.2	0	57		



2001 (4-7)

9/1	^vs. La. Tech *	22,505	L	6-36
9/8	TCU	24,122	L	10-38
9/22	NC St.	19,522	L	17-26
10/6	Hawaii *	12,082	L(OT)	31-38
10/13	at San Jose St. *	8,329	W	24-17
10/27	UTEP *	17,037	W	40-14
11/3	at Nevada *	13,858	L	14-35
11/10	Fresno St. *	16,731	L	13-38
11/17	at Tulsa *	18,112	W	24-14
11/24	Rice *	14,820	W	37-20
12/1	at North Carolina	45,500	L	10-19

^ At Independence Stadium (Shreveport, La.)

Home games at Gerald J. Ford Stadium

Total Avg: 19,329 - Home Avg: 17,386

Coach: Mike Cavan

Captain: Garne Captains

TEAM STATS

	SMU	Opponents
First Downs	201	188
(Rushing)	105	79
(Passing)	77	89
(Penalty)	19	20
Rushing Att. - Yds.	452-1722	407-1342
Rushing Yds. / Game	156.5	122.0
Pass Comp. - Att. - Int.	159-306-11	191-341-17
Passing Yds.	1727	2179
Passing Yds. / Game	157	198.1
Offense Plays - Yds.	757-3449	748-3521
Punting - Yds. - Avg.	62-2327-37.5	59-2295-38.9
Fumbles - Lost	25-18	18-5
Penalties - Yds.	77-616	74-609
Sacks - Yds.	23-165	31-243
3rd Down	52-160	56-161
3rd Down %	0.325	0.348
4th Down	6-12	7-13
4th Down %	0.5	0.539
Time of Possession	30:42	29:18

SCORING BY QUARTERS

Team	1st	2nd	3rd	4th	OT	Total
SMU	40	64	44	78	0	226
Opponent	52	92	78	66	7	295

Average Points Scored

SMU -- 20.6

Opponent -- 26.8

INDIVIDUAL STATS

PASSING	GP	CMP	ATT	INT	PCT	YDS	TD	LP
David Page	9	104	193	7	.539	1209	8	90
Kelvin Luker	6	54	111	4	.486	516	2	43
Adam Walterscheid	11	1	1	0	1.000	7	0	2

SMU	11	159	305	11	.521	1727	10	90
OPPONENTS	11	191	341	17	.560	2179	13	65

RECEIVING	GP	REC	YDS	AVG	TD	LP
Chris Cunningham	11	45	516	11.5	7	41
John Hampton	11	35	459	13.1	1	41
Billy Ford	11	20	215	10.8	0	34
Cody Cardwell	11	13	129	9.9	1	18
Keylon Kincaide	9	10	59	5.9	0	15
ShanDerrick Charles	10	10	38	3.8	0	22
Jason Pipkins	11	7	60	8.6	0	16
Johnnie Freeman	8	6	141	23.5	1	90
Kris Briggs	10	5	79	15.8	0	43
Jay Taylor	11	2	12	6.0	0	6
Trent Hmcir	11	2	11	5.5	0	6
Derron Brown	11	2	7	3.5	0	5
James Orr	11	1	2	2.0	0	2
Trey Griffin	11	1	-1	-1.0	0	-1

SMU	11	159	1727	10.9	10	90
OPPONENTS	11	191	2179	11.4	13	65

RUSHING	GP	ATT	NET	AVG	TD	LP
ShanDerrick Charles	10	134	860	6.4	7	49
Keylon Kincaide	9	93	421	4.5	1	26
Kris Briggs	10	63	209	3.3	0	14
Derron Brown	11	25	116	4.6	0	25
David Page	9	93	105	1.1	3	20
Johnnie Freeman	8	10	76	7.6	0	20
Chris Cunningham	11	9	21	2.3	0	12
Trey Griffin	11	3	6	2.0	0	5
Jason Pipkins	11	7	6	0.9	0	13
Cody Cardwell	11	1	2	2.0	1	2
Adam Walterscheid	11	1	-16	-16.0	0	-16
Kelvin Luker	6	13	-34	-2.6	1	7

SMU	11	452	1722	3.8	13	49
OPPONENTS	11	407	1342	3.3	15	26

KICKOFF RETURNS	GP	NO	YDS	AVG	TD	LP
Jonas Rutledge	11	21	471	22.4	1	92
Chris Cunningham	11	8	124	15.5	0	23
Keylon Kincaide	9	3	44	14.7	0	17
Kris Briggs	10	2	28	14.0	0	24
Jason Pipkins	11	1	16	16.0	0	16
John Hampton	11	1	9	9.0	0	9
D.D. Lee	11	1	6	6.0	0	6

SMU	11	37	698	18.9	1	92
OPPONENTS	11	29	550	19.0	0	34

PUNT RETURNS	GP	NO	YDS	AVG	TD	LP
Chris Cunningham	11	22	241	11.0	0	42
SMU	11	22	241	11.0	0	42
OPPONENTS	11	38	342	9.0	1	38

INDIVIDUAL STATS

PASSING	GP	CMP	ATT	INT	PCT	YDS	TD	LP
Tate Wallis	12	83	182	10	.456	834	3	57
Richard Bartel	7	89	148	8	.601	1078	8	84
SMU	12	172	330	18	.521	1912	11	84

SMU	12	200	370	8	.541	2932	22	80
-----	----	-----	-----	---	------	------	----	----

RECEIVING	GP	REC	YDS	AVG	TD	LP
Cody Cardwell	12	47	659	14.0	3	84
John Hampton	12	33	454	13.8	3	36
Daniel Francis	12	29	276	9.5	1	27
Keylon Kincaide	12	20	143	7.2	0	22
Trey Griffin	11	13	122	9.4	0	16
Johnnie Freeman	11	13	106	8.2	1	14
Derron Brown	8	5	54	10.8	1	15
Jay Taylor	10	4	41	10.3	0	15
Cedric Vinson	10	3	33	11.0	1	20
Earl Morris	10	3	26	8.7	0	10
Trent Hmcir	11	1	2	2.0	1	2
Kris Briggs	11	1	4	4.0	0	0

SMU	12	172	1912	11.1	11	84
OPPONENTS	12	200	2932	14.7	22	80

RUSHING	GP	ATT	NET	AVG	TD	LP
Keylon Kincaide	12	327	1279	3.9	7	43
Kris Briggs	11	84	547	6.5	8	96
Tate Wallis	12	72	232	3.2	0	24
ShanDerrick Charles	5	27	83	3.1	0	11
Richard Bartel	7	28	34	1.2	0	19
Derron Brown	8	7	25	3.6	0	15
Johnnie Freeman	3	1	-3	-3.0	0	0
Cody Cardwell	12	4	-4	-1.0	0	0

SMU	12	551	2187	4.0	15	96
OPPONENTS	12	423	1913	4.5	21	63

KICKOFF RETURNS	NO	YDS	AVG	TD	LP
Jonas Rutledge	38	901	23.7	0	64
Johnnie Freeman	6	142	23.7	0	54
ShanDerrick Charles	2	42	21.0	0	24
Matt Rushbrook	2	64	32.0	0	39
Derron Brown	1	14	14.0	0	14
Keylon Kincaide	1	24	24.0	0	24
Billy Ford	1	17	17.0	0	17

SMU	51	1204	23.6	0	64
OPPONENTS	35	788	22.5	0	49

PUNT RETURNS	NO	YDS	AVG	TD	LP
Cody Cardwell	27	467	17.3	1	66
Jonas Rutledge	2	34	17.0	0	43
SMU	29	501	17.3	1	66
OPPONENTS	40	225	5.6	1	26

KICKING	XP	2PT	FG
Trent Stephenson	9-14		7-10
Chris McMurtray	10-11		1-4
Keylon Kincaide		0-1	
Tate Wallis		1-1	
SMU	19-25	1-2	13-20
OPPONENTS	46-47	2-3	15-24

DEFENSE	GP	SOLO	ASST	TOT	AVG	TFL	YDS	SACKS	YDS	PD	FF	FR
Vic Vilorio	11	74	36	110	10.0	13	41	1	10	2	2	1
Kevin Aldridge	11	46	28	74	6.7	12	39	7	29	2	1	0
Corey Riley	11	43	28	71	6.5	4	13	1.5	11	2	2	1
Shane O'Neill	11	50	18	68	6.2	4	9	0	0	11	1	1
Brian Bischoff	11	36	27	63	5.7	3	8	0	0	2	0	0
Kevin Garrett	11	42	20	62	5.6	4	7	0	0	14	0	0
Jonas Rutledge	11	42	12	54	4.9	2	7	0	0	16	0	0
Ruben Moody	10	36	18	54	5.4	3	3	0	0	3	0	0
Johnson Patman	11	27	26	52	4.7	4	12	0	0	3	1	1
Lute Croy	11	30	20	50	4.5	5	21	3.5	18	4	0	0
Warne Birdwell	11	22	26	48	4.4	6	37	2	22	1	1	0
Chris Post	11	25	19	44	4.0	8	29	0.5	5	6	0	0
D.D. Lee	11	23	17	40	3.6	4	8	0	0	2	1	0
Tommy Dorsey	11	23	11	34	3.1	1	2	0	0	2	0	0
Jarrian James	10	16	17	33	3.3	2	4	0	0	2	1	0
Melvin Williams	11	13	15	28	2.5	2	12	1.5	12	0	0	0
B.J. Williams	11	11	10	21	1.9	1	2	0	0	1	0	0
James Orr	11	12	5	17	1.5	1	13	1	13	2	0	0
Justin Williams	11	8	9	17	1.5	0	0	0	0	0	0	1
Chris Godfrey	11	11	4	15	1.4	0	0	0	0	2	0	0
Leroy Price	6	9	6	15	2.5	0	0	0	0	4	0	0
Rico Harris	11	9	6	15	1.4	0	0	0	0	0	1	0
Brent Briggs	11	7	6	13	1.2	1	3	0	0	1	0	0
Alvin Nnabue	11	5	7	12	1.1	1	5	0.5	5	0	0	0
Khalid Beard	11	8	4	12	1.1	3	27	3	27	1	0	0
Eric Peterson	10	4	6	10	1.0	1	8	1	8	0	0	0
Trey Griffin	11	2	4	6	0.5	1	6	0	0	0	0	0
D.D. Johnson	3	3	3	6	2.0	0	0	0	0	0	0	0
Allan Adams	8	3	2	5	0.6	0	0	0	0	0	0	0
Jason Pipkins	11	1	3	4	0.4	0	0	0	0	0	0	0
Dernice Randle	11	3	1	4	0.4	0	0	0	0	0	0	0
ShanDerrick Charles	10	2	1	3	0.3	0	0	0	0	0	0	0
Adam Walterscheid	11	2	0	2	0.2	0	0	0	0	0	0	0
Derek Swofford	2	0	1	0.5	0.0	0	0	0	0	0	0	0
Darron Brown	11	1	0	1	0.1	0	0	0	0	0	0	0

SMU	11	649	415	1064	96.7	87	318	22.5	160	83	11	5
-----	----	-----	-----	------	------	----	-----	------	-----	----	----	---



OUTLOOK	PLAYERS	COACHES	OPPONENTS	REVIEW	RECORDS	HISTORY	MEDIA
---------	---------	---------	-----------	--------	---------	---------	-------

2003 (0-12)

8/30	at Texas Tech	44-364	L	10-58
9/13	at Baylor	30-256	L	7-10
9/20	Oklahoma St.	27-106	L	6-52
9/27	at Nevada *	21-128	L	9-12
10/4	UTEP *	21-412	L	19-21
10/11	at San Jose St. *	12-403	L	14-31
10/18	Boise St. *	10-109	L	3-45
10/25	at Tulsa *	16-733	L	16-35
11/1	Fresno St. *	14,014	L	11-20
11/8	at La. Tech *	14,872	L	6-41
11/15	Rice *	11,856	L	20-41
11/29	TCU [19/NR]	20,112	L	13-20

Home games at Gerald J. Ford Stadium
Total Avg: 20,364 - Home Avg: 17,435
Coach: Phil Bennett

TEAM STATS

	SMU	Opponents
First Downs	186	227
(Rushing)	111	106
(Passing)	62	98
(Penalty)	13	23
Rushing Att. - Yds.	504-1552	465-1968
Rushing Yds. / Game	129.3	164.0
Pass Comp. - Att. - Int.	135-290-15	189-335-10
Passing Yds.	1576	2704
Passing Yds. / Game	131.3	225.3
Offense Plays - Yds.	794-3128	800-4672
Punting - Yds. - Avg.	79-2932-37.1	49-2064-42.1
Fumbles - Lost	18-11	8-3
Penalties - Yds.	88-698	79-663
Sacks - Yds.	12-81	41-261
3rd Down	64-184	66-168
3rd Down %	0.35	0.39
4th Down	7-21	7-15
4th Down %	0.333	0.47
Time of Possession	31:52	28:08

SCORING BY QUARTERS

Team	1st	2nd	3rd	4th	OT	Total
SMU	21	42	35	36	--	134
Opponent	85	124	107	70	--	386

Average Points Scored
SMU -- 11.2
Opponent -- 32.2

INDIVIDUAL STATS

PASSING	GP	CMP	ATT	INT	PCT	YDS	TD	LP
Richard Bartel	6	68	151	9	450	797	4	57
Tate Wallis	12	32	72	4	444	390	1	61
Chris Phillips	5	35	65	2	538	389	2	53
Team	5	0	2	0	0.00	0	0	0
SMU	12	135	290	15	466	1576	7	61
OPPONENTS	12	189	335	10	564	2704	28	98
RECEIVING	GP	REC	YDS	AVG	TD	LP		
Matt Rushbrook	10	30	359	12.0	3	39		
Chris Cunningham	12	26	281	10.8	0	61		
Keylon Kincaide	12	18	271	15.1	1	55		
Trey Griffin	12	15	195	13.0	0	37		
Blake Warren	12	11	94	8.5	0	20		
Derron Brown	12	9	112	12.4	2	57		
Jay Mond Cleveland	9	9	91	10.1	0	17		
Trent Hmcir	12	7	55	7.9	0	15		
Reynaldo Pellerin	10	4	66	16.5	1	31		
Mark Hodges	12	4	48	12.0	0	17		
Johnnie Fitzgerald	10	1	5	5.0	0	5		
Rhuel Massey	1	1	-1	-1.0	0	0		
SMU	12	135	1576	11.7	7	61		
OPPONENTS	12	189	2704	14.3	28	98		
RUSHING	GP	ATT	NET	AVG	TD	LP		
Keylon Kincaide	12	317	1280	4.0	4	42		
Chris Phillips	5	65	246	3.8	1	34		
Johnnie Fitzgerald	10	13	34	2.6	0	6		
Keith Williams	7	11	32	2.9	0	9		
D.D. Lee	12	1	31	31.0	0	31		
Derron Brown	12	11	26	2.4	0	7		
Jay Mond Cleveland	9	1	12	12.0	0	12		
Rhuel Massey	1	8	12	1.5	0	5		
Matt Rushbrook	10	2	7	3.5	0	6		
Chris Cunningham	12	3	1	0.3	0	14		
Team	5	2	-2	-1.0	0	0		
Trey Griffin	12	1	-5	-5.0	0	0		
Tate Wallis	12	51	-5	-0.1	1	11		
Ryan Mentzel	12	1	-16	-16.0	0	0		
Richard Bartel	6	17	-101	-5.9	0	6		
SMU	12	504	1552	3.1	6	42		
OPPONENTS	12	465	1968	4.2	16	49		
KICKOFF RETURNS	NO	YDS	AVG	TD	LP			
Jonas Rutledge	29	782	27.0	0	83			
Trey Griffin	5	83	16.6	0	30			
Matt Rushbrook	1	54	54.0	0	54			
Johnnie Fitzgerald	1	9	9.0	0	9			
SMU	36	928	25.8	0	83			
OPPONENTS	24	542	22.6	0	80			
PUNT RETURNS	NO	YDS	AVG	TD	LP			
Blake Warren	17	173	10.2	1	63			
Matt Rushbrook	4	29	7.3	0	9			
Chris Cunningham	3	13	4.3	0	22			
Jonas Rutledge	1	1	1.0	0	0			
SMU	25	216	8.6	1	63			
OPPONENTS	38	477	12.6	2	63			
KICKING	XP	2PT	FG					
Chris McMurtry	10-11		10-14					
Keylon Kincaide		0-1						
Chris Phillips		0-1						
Tate Wallis		0-2						
SMU	10-11		0-4 10-14					
OPPONENTS	47-49		0-0 15-24					

DEFENSE	GP	SOLO	ASST	TOT	AVG	TFL	YDS	SACKS	YDS	PD	FF	FR	SAF
D.D. Johnson	12	66	34	100	8.3	13	36	1	1	2	1	0	0
D.D. Lee	12	64	36	100	8.3	8	25	2	16	6	1	0	0
James Harper	12	67	16	83	6.9	4	12	0	0	4	1	0	0
Allan Adams	12	26	49	75	6.3	4.5	17	1.5	7	5	0	0	0
Alvin Nnabue	12	56	15	71	5.9	0.5	4	0	0	6	0	0	0
Brian Bischoff	12	49	16	65	5.4	3	22	1	9	6	0	0	0
Don Stansbury	12	36	28	64	5.3	7	28	3	23	4	1	0	0
Rolando Humphrey	12	42	7	49	4.1	1	1	0	0	7	0	0	0
Mevin Williams	12	28	11	39	3.3	4	20	1.5	9	2	0	1	0
Justin Rogers	12	18	16	34	2.8	1	10	0.5	3	0	0	0	0
Jonas Rutledge	12	27	5	32	2.7	2	4	0	0	13	0	0	0
Reggie Carrington	10	16	16	32	3.2	1.5	4	0	0	0	0	0	0
Jarrian James	12	19	5	24	2.0	3	12	1	9	1	0	0	0
Desmond Jones	11	11	13	24	2.2	1	3	0	0	0	0	0	0
Rueben Moody	11	17	2	19	1.7	0	0	0	0	3	1	0	0
Joe Sturdivant	10	11	8	19	1.9	0	0	0	0	0	1	0	0
Clay Glockzin	11	9	5	14	1.3	1	4	0	0	0	0	0	0
Rico Harris	3	12	2	14	4.7	0	0	0	0	1	0	0	0
Brandon Bonds	11	3	10	13	1.2	0	0	0	0	1	0	0	0
Charlie Berry	8	8	5	13	1.6	1	7	0	0	0	0	0	0
Ted Barnhart	11	9	3	12	1.1	0	0	0	0	0	1	1	0
Brent Karmington	7	3	4	7	1.0	1.5	5	0.5	3	0	0	0	0
Randy Denman	5	0	6	6	1.2	0	0	0	0	0	0	0	0
Grant Edison	12	2	3	5	0.4	0	0	0	0	0	0	0	0
Ervin McGee	8	4	0	4	0.5	0	0	0	0	0	0	0	0
Travis Hunt	9	4	0	4	0.4	0	0	0	0	0	0	0	0
Johnnie Fitzgerald	10	0	3	3	0.3	0	0	0	0	0	0	0	0
Cole Horton	12	1	2	3	0.3	0	0	0	0	0	0	0	0
Derek Swofford	12	3	0	3	0.3	0	0	0	0	0	0	0	0
Ryan Mentzel	12	1	2	3	0.3	0	0	0	0	0	0	0	0
Anthony Barnett	10	0	2	2	0.2	0	0	0	0	0	0	0	0
Jamar Bey	6	0	2	2	0.3	0	0	0	0	0	0	0	0
Matt Rushbrook	10	1	1	1	0.1	0	0	0	0	0	0	0	0
Brad Keschneck	12	1	0	1	0.1	0	0	0	0	0	0	0	0
Chris Godfrey	3	0	1	1	0.3	0	0	0	0	0	0	0	0
Keylon Kincaide	12	1	0	1	0.1	0	0	0	0	0	0	0	0
Chris McMurtry	12	1	0	1	0.1	0	0	0	0	0	0	0	0
Derron Brown	12	1	0	1	0.1	0	0	0	0	0	0	0	0
Chris Cunningham	12	1	0	1	0.1	0	0	0	0	0	0	0	0
Sterlin Harris	12	1	0	1	0.1	0	0	0	0	0	0	0	0
John Pope	6	1	0	1	0.2	0	0	0	0	0	0	0	0
Brad Bean	1	0	1	1	1.0	0	0	0	0	1	0	0	0
Team	5	0	0	0	0.0	0	0	0	0	0	0	0	0
SMU	12	620	328	948	79.0	57	214	12	80	63	7	3	2
OPPONENTS	12	536	290	826	68.8	92	405	47	261	32	13	11	0

INTERCEPTIONS	NO	YDS	AVG	TD	LP
Jonas Rutledge	3	59	19.7	1	25
Brian Bischoff	2	3	1.5	0	3
James Harper	1	18	18.0	0	18
D.D. Lee	1	3	3.0	0	3
Rolando Humphrey	1	0	0.0	0	0
Alvin Nnabue	1	6	6.0	0	6
Rico Harris	1	23	23.0	0	23
SMU	10	112	11.2	1	25
OPPONENTS	15	211	14.1	3	40
PUNTING	NO	YDS	AVG	LP	BLK
Ryan Mentzel	76	2912	38.3	71	2
Team	3	20	6.7	12	1
SMU	79	2932	37.1	71	3
OPPONENTS	49	2064	42.1	58	0

2004 (3-8)

9/4	Texas Tech	34-689	L	13-27
9/11	at TCU	33-458	L	0-44
9/18	at Oklahoma St.	46-073	L	7-59
9/25	San Jose St. *	17-841	W	36-13
10/2	at Boise St. [23/NR] *	30-322	L	20-38
10/9	at Rice *	15-367	L	10-44
10/16	La. Tech *	13,117	L	10-41
10/30	at Fresno St. *	37,604	L	0-42
11/6	Tulsa *	12,677	W(OT)	41-35
11/13	Nevada *	10,206	W	38-20
11/20	at UTEP [24/NR] *	45,095	L	27-57

Home games at Gerald J. Ford Stadium
Total Avg: 34,653 - Home Avg: 17,706
Coach: Phil Bennett

TEAM STATS

	SMU	Opponents
First Downs	197	252
(Rushing)	74	105
(Passing)	108	128
(Penalty)	15	19
Rushing Att. - Yds.	410-1377	472-2301
Rushing Yds. / Game	125.2	209.2
Pass Comp. - Att. - Int.	191-351-17	213-348-6
Passing Yds.	2296	2839
Passing Yds. / Game	208.7	258.1
Offense Plays - Yds.	761-3673	820-5140
Punting - Yds. - Avg.	60-2317-38.6	44-1722-39.1
Fumbles - Lost	24-13	12-5
Penalties - Yds.	77-672	80-603
Sacks - Yds.	10-61	27-168
3rd Down	67-163	67-160
3rd Down %	0.41	0.41
4th Down	7-22	14-25
4th Down %	0.32	0.56
Time of Possession	28:27	31:33

SCORING BY QUARTERS

Team	1st	2nd	3rd	4th	OT	Total
SMU	60	39	50	47	6	202
Opponent	103	134	123	60	0	420

Average Points Scored
SMU -- 18.4
Opponent -- 38.2



OUTLOOK

PLAYERS

COACHES

OPPONENTS

REVIEW

RECORDS

HISTORY

MEDIA

2005 (5-6)

9/3	Baylor	29,538	L	23-28
9/10	TCU [22NRI] (CSTV)	22,416	W	21-10
9/17	at Texas A&M (FSN)	75,128	L	8-66
9/24	Tulane *	15,681	L	10-31
10/1	at Marshall (CSTV) *	25,218	L (OT)	13-16
10/8	at UAB *	23,255	W	28-27
10/15	East Carolina *	11,715	L	17-24
10/22	at Tulsa *	22,502	L	13-20
11/5	Rice (CSTV) *	15,236	W	27-7
11/19	at Houston (ITV) *	14,650	W	29-24
11/26	UTEP *	17,194	W	40-27

Home games at Gerald J. Ford Stadium
Total Avg: 24,776 - Home Avg: 18,630

Coach: Phil Bennett

Captains: Tony Eckert, Rolando Humphrey, Brad Kieschnick, D.D. Lee,
Ryan Mentzel, Jerad Romo & Don Stansbury

TEAM STATS

	SMU	Opponents
First Downs	177	240
(Rushing)	76	111
(Passing)	83	114
(Penalty)	18	15
Rushing Att. - Yds.	415-1441	428-1569
Rushing Yds. / Game	131	142.6
Pass Comp. - Att. - Int.	170-324-8	232-400-17
Passing Yds.	1950	2750
Passing Yds. / Game	177.3	250
Offense Plays - Yds.	739-3391	828-4319
Punting - Yds. - Avg.	67-2523-37.7	53-1997-37.7
Fumbles - Lost	26-14	22-10
Penalties - Yds.	76-669	57-502
Sacks - Yds.	19-129	30-180
3rd Down	56-167	70-173
3rd Down %	0.34	0.4
4th Down	5-14	8-17
4th Down %	0.36	0.47
Time of Possession	28:47	31:13

SCORING BY QUARTERS

Team	1st	2nd	3rd	4th	OT	Total
SMU	40	55	71	60	3	229
Opponent	44	61	59	110	6	280

Average Points Scored

SMU -- 20.8

Opponent -- 25.5

INDIVIDUAL STATS

PASSING	GP	CMP	ATT	INT	PCT	YDS	TD	LP
Jerad Romo	11	155	282	7	.550	1781	9	67
Tony Eckert	5	15	42	1	.357	169	1	28
SMU	11	170	324	8	.525	1950	10	67
OPPONENTS	11	232	400	17	.580	2750	16	89

RECEIVING	GP	REC	YDS	AVG	TD	LP
Bobby Chase	11	39	625	16.0	4	67
Reynaldo Pellerin	11	30	346	11.5	2	34
Zack Sledge	11	25	215	8.6	0	40
Chris Foster	10	20	195	9.8	0	47
Blake Warren	11	15	148	9.9	0	25
Ryan Kennedy	11	14	167	11.9	1	27
Devin Lowery	9	7	83	9.2	1	28
DeMyron Martin	11	8	53	6.6	2	22
Columbus Givens	10	5	67	13.4	0	31
Jay Mond Cleveland	6	2	22	11.0	0	15
Fred Turner	11	1	13	13.0	0	13
Rhichael Massey	11	1	11	11.0	0	11
Jerad Romo	11	1	5	5.0	0	5
SMU	11	170	1950	11.5	10	67
OPPONENTS	11	232	2750	11.9	16	89

RUSHING	GP	ATT	NET	AVG	TD	LP
DeMyron Martin	11	185	854	4.6	7	39
Cedrick Dorsey	9	59	212	3.6	0	37
Jerad Romo	11	103	174	1.7	3	21
Rhichael Massey	11	24	87	3.6	1	19
Reynaldo Pellerin	11	6	69	11.5	1	34
Fred Turner	11	13	57	4.4	0	9
Johnnie Fitzgerald	11	7	32	4.6	1	9
D.D. Lee	11	1	2	2.0	0	2
Jessie Henderson	11	1	-5	-5.0	0	0
Columbus Givens	10	2	-6	-3.0	0	0
Team	8	9	-10	-1.1	0	0
Tony Eckert	5	5	25	-5.0	0	7
SMU	11	415	1441	3.5	13	39
OPPONENTS	11	428	1569	3.7	17	63

KICKOFF RETURNS	NO	YDS	AVG	TD	LP
Jessie Henderson	24	663	27.6	1	88
Blake Warren	7	127	18.1	0	23
Johnnie Fitzgerald	5	70	14.0	0	18
Corley Blackmon	4	35	8.8	0	13
Zack Sledge	2	24	12.0	0	16
DeMyron Martin	1	13	13.0	0	13
SMU	43	932	21.7	1	88
OPPONENTS	29	562	19.4	1	87

PUNT RETURNS	NO	YDS	AVG	TD	LP
Blake Warren	21	206	9.8	0	31
Jonathan Lindley	1	3	3.0	0	3
SMU	22	209	9.5	0	31
OPPONENTS	30	161	5.4	1	47

KICKING	XP	2PT	FG
Chris McMurray	21-22		18-22
Rhichael Massey		0-1	
Team		0-1	
Duke Hasson		0-1	
SMU	21-22	0-3	18-22
OPPONENTS	32-32	2-3	12-23

DEFENSE	GP	SOLO	ASST	TOT	AVG	TFL	YDS	SACKS	YDS	PD	FF	FR	SAF
Joe Sturdivant	11	63	49	112	10.2	3.5	5	0	0	11	0	2	0
D.D. Lee	11	40	39	79	7.2	5	13	1	4	4	1	0	0
Wilton McCray	11	37	34	71	6.5	4	14	1	9	0	1	0	0
Jamey Harper	11	45	26	71	6.5	7	10	0	0	2	0	0	0
Rolando Humphrey	11	44	21	65	5.9	2	4	0	0	3	1	2	0
Justin Rogers	11	42	22	64	5.8	10.5	65	7	54	0	3	0	0
Alvin Nnabuefe	11	34	19	53	4.8	1.5	2	0	0	0	5	0	0
Brandon Jones	11	40	12	52	4.7	0	0	0	0	5	0	1	0
Adrian Haywood	11	25	17	42	3.8	12	52	5	32	2	2	0	0
Cory Muse	10	15	17	32	3.2	4.5	39	2.5	13	3	1	3	1
Brandon Bonds	11	14	14	28	2.5	3.5	10	0.5	0	0	0	0	0
Reggie Carrington	11	10	11	21	1.9	1.5	3	0	0	2	0	0	0
David Haynes	10	6	9	15	1.5	0	0	0	0	0	0	0	0
Don Stansbury	4	10	5	15	3.8	1	3	0	0	1	0	0	0
Corley Blackmon	11	5	8	13	1.2	0	0	0	0	0	0	0	0
Will Bonilla	11	6	6	12	1.1	0	0	0	0	0	0	0	0
Jonathan Lindley	11	8	3	11	1.0	0	0	0	0	0	0	0	0
Johnnie Fitzgerald	11	6	3	9	0.8	1	13	0	0	0	0	0	0
Troy Therien	10	2	5	7	0.7	0	0	0	0	0	0	0	0
Randall Goode	11	3	3	6	0.5	0	0	0	0	0	0	0	0
Charlie Berry	11	3	2	5	0.5	1	10	1	10	0	0	0	0
Kyle Griffin	10	2	3	5	0.5	1	6	1	6	0	1	0	0
Randy Denman	10	2	3	5	0.5	1	6	1	6	0	1	0	0
Rico Harris	11	2	1	3	0.3	0	0	0	0	0	0	0	0
Patrick Handy	8	0	3	3	0.4	0	0	0	0	0	0	0	0
Jackson Taylor	11	3	0	3	0.3	0	0	0	0	0	0	0	0
Andrew McKinney	11	0	3	3	0.3	0	0	0	0	0	0	0	0
Bryce Hudman	2	0	3	3	1.5	2	0	0	0	1	0	0	0
Avery Cleveland	1	0	2	2	2.0	0	0	0	0	0	0	0	0
Chris Urbanus	10	1	1	2	2.0	0	0	0	0	0	0	0	0
Heath Burnett	3	1	1	2	0.7	0	0	0	0	0	0	0	0
Chris Foster	10	0	1	1	0.1	0	0	0	0	0	0	0	0
Columbus Givens	10	1	0	1	0.1	0	0	0	0	0	0	0	0
Robert Gilmore	11	0	1	1	0.1	0	0	0	0	0	0	0	0
Caleb Peyveto	11	0	1	1	0.1	0	0	0	0	0	0	0	0
Darin Johnson	11	1	0	1	0.1	0	0	0	0	0	0	0	0
Brad Kieschnick	11	0	1	1	0.1	0	0	0	0	0	0	0	0
Ben Poynter	11	0	1	1	0.1	0	0	0	0	0	0	0	0
Bobby Chase	11	0	1	1	0.1	0	0	0	0	0	0	0	0
Jessie Henderson	11	0	1	1	0.1	0	0	0	0	0	0	0	0
Ryan Mentzel	11	1	0	1	0.1	0	0	0	0	0	0	0	0
Cedrick Dorsey	9	1	0	1	0.1	0	0	0	0	0	0	0	0
Team	8	0	0	0	0.0	0	0	0	0	0	0	0	1
SMU	11	475	350	825	75.0	53	249	19	129	38	8	10	2
OPPONENTS	11	437	336	773	70.3	89	329	30	180	51	16	14	0

INTERCEPTIONS	NO	YDS	AVG	TD	LP
Jamey Harper	4	78	19.5	0	34
Alvin Nnabuefe	4	119	29.8	1	69
Rolando Humphrey	3	98	32.7	0	47
Joe Sturdivant	3	32	10.7	0	20
D.D. Lee	2	14	7.0	0	7
Adrian Haywood	1	3	3.0	0	3
SMU	17	344	20.2	1	69
OPPONENTS	8	135	16.9	0	43

PUNTING	NO	YDS	AVG	LP	BLK
Ryan Mentzel	60	2450	40.8	63	4
Team	5	2	-1.0	6	0
Jerad Romo	2	78	39.0	41	0
SMU	67	2523	37.7	63	4
OPPONENTS	53	1997	37.7	58	1

2006 (6-6)

9/2	at Texas Tech [25NRI]	50,362	L	3-35
9/9	at North Texas	25,231	L	6-24
9/16	Sam Houston St.	17,421	W	45-14
9/23	Arkansas St.	12,979	W	55-9
9/30	at Tulane (CSTV) *	21,565	W	33-28
10/7	at UTEP *	41,258	L	21-24
10/14	Marshall *	14,032	W	31-21
10/21	at East Carolina *	34,141	L	21-38
10/31	UAB (ESPN2) *	13,125	W	22-9
11/11	Houston *	20,350	L	27-37
11/18	Tulsa *	14,658	W	34-24
11/25	at Rice *	12,867	L	27-31

Home games at Gerald J. Ford Stadium
Total Avg: 30,094 - Home Avg: 15,428

Coach: Phil Bennett

Captains: Brandon Bonds, Bobby Chase, Johnnie Fitzgerald, Ryan Kennedy,
Reynaldo Pellerin, Justin Rogers, Joe Sturdivant & Blake Warren

TEAM STATS

	SMU	Opponents
First Downs	205	239
(Rushing)	85	78
(Passing)	101	147
(Penalty)	19	14
Rushing Att. - Yds.	404-1503	403-1290
Rushing Yds. / Game	125.2	107.5
Pass Comp. - Att. - Int.	203-316-10	268-418-11
Passing Yds.	2331	2950
Passing Yds. / Game	194.2	245.8
Offense Plays - Yds.	720-38.4	821-4240
Punting - Yds. - Avg.	51-2191-43.0	48-1841-38.4
Fumbles - Lost	24-12	23-12
Penalties - Yds.	78-642	75-592
Sacks - Yds.	31-244	32-225
3rd Down	62-155	79-173
3rd Down %	0.4	0.46
4th Down	5-13	5-18
4th Down %	0.38	0.28
Time of Possession	27:25	32:35



OUTLOOK

PLAYERS

COACHES

OPPONENTS

REVIEW

RECORDS

HISTORY

MEDIA

2007 (I-II)

9/3	Texas Tech (ESPN)	26,969	L	9-49
9/8	North Texas	20,517	W	45-31
9/15	at Arkansas St. (KTXA-21)	17,465	L	28-45
9/22	at TCU (CSTV)	31,511	L	7-21
9/29	UTEP (CSTV) *	16,464	L (OT)	45-48
10/3	at Southern Miss (CSTV) *	31,253	L	7-28
10/20	Tulane (FSN) *	14,901	L (OT)	34-41
10/27	at Tulsa (KTXA-21) *	18,853	L	23-29
11/4	at Houston (ESPN) *	22,774	L	28-38
11/10	Rice *	13,902	L	42-43
11/17	UCF *	10,271	L	20-49
11/24	at Memphis (KTXA-21) *	20,184	L (3OT)	52-55

Home games at Gerald J. Ford Stadium

Total Avg: 20,422 - Home Avg: 17,171

Coach: Phil Bennett

Captains: Thomas Morstead, Cory Muse, Ben Poynter & Justin Willis

TEAM STATS

	SMU	Opponents
First Downs	281	325
(Rushing)	113	134
(Passing)	137	166
(Penalty)	31	25
Rushing Att. - Yds.	470-2042	470-2367
Rushing Yds. / Game	170.2	197.2
Pass Comp. - Att. - Int.	250-432-19	306-490-12
Passing Yds.	3025	3617
Passing Yds. / Game	252.1	301.4
Offense Plays - Yds.	902-5067	960-5984
Punting - Yds. - Avg.	58-2545-43.9	57-2296-40.3
Fumbles - Lost	22-12	23-10
Penalties - Yds.	92-833	96-832
Sacks - Yds.	20-159	30-210
3rd Down	77-181	96-178
3rd Down %	0.425	0.539
4th Down	6-16	5-11
4th Down %	0.375	0.454
Time of Possession	29:23	30:37

SCORING BY QUARTERS

Team	1st	2nd	3rd	4th	OT	Total
SMU	72	106	84	65	13	340
Opponent	104	146	90	111	26	477

Average Points Scored

SMU -- 28.4

Opponent -- 39.8

INDIVIDUAL STATS

PASSING	GP	CMP	ATT	INT	PCT	YDS	TD	LP
Justin Willis	12	242	414	18	585	2944	25	55
Zach Rhodes	7	8	15	1	533	81	1	26
Andrew Galloway	12	0	1	0	.000	0	0	0
James Mapps	12	0	1	0	.000	0	0	0
Team	6	5	7	0	.000	0	0	0

SMU	12	250	432	19	579	3025	26	55
OPPONENTS	12	306	490	12	624	3617	28	66

RECEIVING	GP	REC	YDS	AVG	TD	LP
Emmanuel Sanders	12	74	889	12.0	9	54
Zack Sledge	12	49	729	14.9	10	51
Columbus Givens	12	42	386	9.2	4	26
Devin Lowery	10	17	288	16.9	1	55
James Mapps	12	13	144	11.1	0	27
Vincent Chase	12	11	106	9.6	1	27
Aldrick Robinson	9	10	166	16.6	0	48
DeMyron Martin	12	9	64	7.1	1	16
Cedrick Dorsey	8	9	8	0.9	0	15
Zach Zimmerman	12	8	130	16.3	0	31
P. Fleming	9	8	67	8.4	0	21

SMU	12	250	3025	12.1	26	55
OPPONENTS	12	306	3617	11.8	28	66

RUSHING	GP	ATT	NET	AVG	TD	LP
Justin Willis	12	180	699	3.9	3	48
James Mapps	12	108	526	4.9	4	33
DeMyron Martin	12	106	458	4.3	4	61
Cedrick Dorsey	8	33	184	5.6	1	50
Chris Butler	12	22	116	5.3	3	23
Zach Rhodes	7	10	32	3.2	0	13
Emmanuel Sanders	12	6	28	4.7	0	8
Columbus Givens	12	1	6	6.0	0	6
Ryan Moczygomba	11	1	3	3.0	0	3
Team	6	3	-10	-3.3	0	0

SMU	12	470	2042	4.3	15	61
OPPONENTS	12	470	2367	5.0	31	80

KICKOFF RETURNS	NO	YDS	AVG	TD	LP
Jessie Henderson	40	857	21.4	0	46
James Mapps	9	180	20.0	0	29
Zack Sledge	5	71	14.2	0	36
Cedrick Dorsey	5	50	10.0	0	23
Chris Butler	4	25	6.3	0	9
Aldrick Robinson	3	80	26.7	0	42
Team	1	0	0.0	0	0
Andrew McKinney	1	10	10.0	0	10
Columbus Givens	1	20	20.0	0	20
Zach Zimmerman	1	-1	-1.0	0	0

PUNT RETURNS	NO	YDS	AVG	TD	LP
--------------	----	-----	-----	----	----

PUNT RETURNS	NO	YDS	AVG	TD	LP
Emmanuel Sanders	20	183	9.2	0	33
Columbus Givens	4	22	5.5	0	11
Pete Fieps	1	11	11.0	0	0
SMU	25	216	8.6	0	33
OPPONENTS	25	184	7.4	1	37

KICKING	XP	2PT	FG
Thomas Morstead	43-43		13-20
SMU	43-43	0-0	13-20
OPPONENTS	61-62	1-2	8-11

DEFENSE	GP	SOLO	ASST	TOT	AVG	TFL	YDS	SACKS	YDS	PD	FF	FR	SAF
Bryce Hudman	10	54	28	82	8.2	5.5	11	0.5	7	2	0	1	0
Will Bonilla	12	54	28	82	6.8	5	14	1	5	0	2	0	0
Willton McCray	12	47	25	72	6.0	3	22	2	11	3	0	0	0
Bryan McCann	12	43	8	59	4.9	2	6	0	0	8	0	1	0
Damon Hurst	10	24	29	53	5.3	10	35	2.5	14	4	2	1	0
Brandon Jones	12	43	10	53	4.4	0.5	1	0	0	8	1	0	0
David Haynes	7	36	17	53	7.6	0	0	0	0	2	2	0	0
Tyler Jones	12	29	22	51	4.3	4.5	11	0	0	2	1	1	0
Devin Lowery	10	28	8	43	4.3	0	0	0	0	6	2	0	0
Jonathan Lindley	10	28	12	40	4.0	0	0	0	0	0	3	1	0
Charlie Berry	9	18	14	32	3.6	4	17	1.5	13	1	0	0	0
Justin Smart	11	13	16	29	2.6	2.5	11	1.5	8	1	1	1	0
Tony Hawkins	12	20	9	29	2.4	0	0	0	0	0	2	0	0
Youni Yenga	12	12	15	27	2.3	6	36	2.5	21	1	1	0	0
Ryan Leonard	9	16	9	25	2.8	5	38	3	24	1	1	1	0
Serge Elizee	11	15	7	22	2.0	1	1	0	0	2	2	0	0
Chris Parham	12	11	9	20	1.7	3.5	7	0	0	0	0	0	0
Cory Muse	7	12	7	19	2.7	6.5	51	5	49	1	1	0	0
Chase Kennemer	11	8	6	14	1.3	0	0	0	0	0	0	0	0
Patrick Handy	12	7	4	11	0.9	0	0	0	0	0	0	0	0
Jordan Johnson	12	6	4	10	0.8	0	0	0.5	7	1	0	2	0
Pete Fieps	12	6	4	10	0.8	0	0	0	0	0	0	0	0
Andrew McKinney	9	8	0	8	0.9	0	0	0	0	0	0	0	0
Dermus Bell	9	6	2	8	0.9	0	0	0	0	1	0	0	0
Jackson Taylor	12	2	2	4	0.3	0	0	0	0	0	0	0	0
Kellis Cunningham	12	4	0	4	0.3	0	0	0	0	0	0	0	0
Taylor Bon	12	1	1	2	0.3	0	0	0	0	0	0	0	0
James Mapps	12	4	0	4	0.3	0	0	0	0	0	0	0	0
La'Con Johnson	12	4	0	4	0.3	0	0	0	0	0	0	0	0
Mitch Enright	12	2	1	3	0.3	0	0	0	0	0	0	0	0
De Von Bailey	7	3	0	3	0.3	0	0	0	0	0	0	0	0
Justin Willis	12	3	0	3	0.3	0	0	0	0	0	0	0	0
Chris Butler	8	1	0	1	0.1	0	0	0	0	0	0	0	0
Jason Jackson	11	2	0	2	0.2	0	0	0	0	0	0	0	0
Zac Thomas	5	0	2	2	0.4	0	0	0	0	0	0	0	0
KJ Ellis	9	1	0	1	0.1	0	0	0	0	0	0	0	0
Caleb Peveto	12	1	0	1	0.1	0	0	0	0	0	0	0	0
Brayden Harris	1	1	0	1	0.1	0	0	0	0	0	0	0	0
Jessie Henderson	11	1	1	1	0.1	0	0	0	0	0	0	0	0
Columbus Givens	12	1	0	1	0.1	0	0	0	0	0	0	0	0
Zach Rhodes	7	1	0	1	0.1	0	0	0	0	0	0	0	0
Zack Sledge	12	1	0	1	0.1	0	0	0	0	0	0	0	0
Mario Walker	10	1	0	1	0.1	0	0	0	0	0	0	0	0
Kenard Burley	12	0	1	1	0.1	0	0	0	0	0	0	0	0
Anthony Sowe	8	1	0	1	0.1	0	0	0	0	0	0	0	0
Thomas Morstead	12	0	1	1	0.1	0	0	0	0	0	0	0	0
Emmanuel Sanders	12	1	0	1	0.1	0	0	0	0	0	0	0	0
Ryan Moczygomba	11	1	0	1	0.1	0	0	0	0	0	0	0	0

SMU	12	599	302	901	75.1	63	271	20	159	54	15	10	0
OPPONENTS	12	582	286	868	72.3	70	305	30	210	47	12	11	0

INTERCEPTIONS	NO	YDS	AVG	TD	LP
Bryan McCann	4	63	15.8	0	51
Will Bonilla	2	42	21.0	0	29
Jonathan Lindley	2	17	8.5	0	17
Bryce Hudman	1	49	49.0	1	49
Brandon Jones	1	0	0.0	0	0
Willton McCray	1	23	23.0	1	23
Damon Hurst	1	8	8.0	0	8
SMU	12	202	16.8	2	51
OPPONENTS	19	328	17.3	4	72

PUNTING	NO	YDS	AVG	LP	BLK
Thomas Morstead	57	2545	44.6	72	1
Team	1	0	0.0	0	0
SMU	58	2545	43.9	72	1
OPPONENTS	57	2296	40.3	73	1

2008 (I-II)

8/29	at Rice (ESPN) *	23,164	L	27-56
9/6	Texas State	22,218	W	47-36
9/13	at Texas Tech [12/NR]	53,383	L	7-43
9/20	TCU (CBSSN)	30,923	L	7-48
9/25	at Tulane (CBSSN) *	25,643	L	27-34
10/4	at UCF (CBSSN) *	43,147	L	17-31
10/11	Tulsa *	15,324	L	31-37
10/18	Houston *	18,972	L	38-44
10/24	at Navy (CBSSN)	31,698	L	7-34
11/8	Memphis *	18,224	L	26-31
11/15	at UTEP *	30,271	L	10-36
11/29	Southern Miss *	13,020	L	12-28



OUTLOOK

PLAYERS

COACHES

OPPONENTS

REVIEW

RECORDS

HISTORY

MEDIA

2009 (8-5)

C-USA WESTERN DIVISION CO-CHAMPIONS

9/5	Stephen F. Austin (TWC)	34,749	W	31-23
9/12	at UAB *	18,082	W	35-33
9/19	at Washington State	22,319	L (OT)	27-30
10/3	at TCU [11/NR] (The Mtn.)	37,130	L	14-39
10/10	East Carolina (TWC) *	13,626	W	28-21
10/17	Navy (TWC)	22,203	L (OT)	35-38
10/24	at Houston [17/NR] (CBSSN) *	26,889	L	15-38
10/31	at Tulsa (CW) *	21,714	W	27-13
11/7	Rice (TWC) *	18,277	W	31-28
11/14	UTEP (TWC) *	21,697	W	35-31
11/21	at Marshall *	19,646	L	31-34
11/28	Tulane (TWC) *	20,35	W	26-21

Sheraton Hawaii Bowl

12/24	Nevada (ESPN)	32,650	W	45-10
-------	---------------	--------	---	-------

Home games at Gerald J. Ford Stadium

Total Avg: 23,794 - Home Avg: 21,814

Coach: June Jones

Captains: Kelvin Beachum, Chase Kennerly & Emmanuel Sanders

TEAM STATS

	SMU	Opponents
First Downs	255	258
(Rushing)	73	107
(Passing)	156	134
(Penalty)	26	17
Rushing Att. - Yds.	378-1427	494-2167
Rushing Yds. / Game	109.8	166.7
Pass Comp. - Att. - Int.	286-472-14	243-435-17
Passing Yds.	3666	2995
Passing Yds. / Game	282	230.4
Offense Plays - Yds.	850-5093	929-5162
Punting - Yds. - Avg.	70-2930-41.9	66-2750-41.7
Fumbles - Lost	21-12	22-11
Penalties - Yds.	95-824	78-778
Sacks - Yds.	23-145	36-225
3rd Down	50-161	80-189
3rd Down %	0.31	0.42
4th Down	5-11	7-16
4th Down %	0.45	0.44
Time of Possession	31:02	28:53

SCORING BY QUARTERS

Team	1st	2nd	3rd	4th	OT	Total
SMU	80	124	65	111	0	380
Opponent	62	66	118	107	6	359

Average Points Scored

SMU -- 29.2 | Opponent -- 27.6

INDIVIDUAL STATS

PASSING	GP	CMP	ATT	INT	PCT	YDS	TD	LP
Bo Levi Mitchell	9	149	266	10	560	1725	12	96
Kyle Padron	7	135	201	4	672	1922	10	75
Braden Smith	11	2	5	0	400	19	0	17
Team	8	0	0	0	000	0	0	0
SMU	13	286	472	14	606	3666	22	96
OPPONENTS	13	243	435	17	559	2995	20	55

RECEIVING	GP	REC	YDS	AVG	TD	LP
Emmanuel Sanders	13	98	1339	13.7	7	75
Aldrick Robinson	13	47	800	17.0	5	96
Terrance Wilkerson	13	42	527	12.5	4	46
Cole Beasley	12	40	493	12.3	3	71
Shawnbrey McNeal	13	31	283	9.1	2	46
Darius Johnson	5	11	104	9.5	1	29
Zach Line	13	10	68	6.8	0	18
Bradley Haynes	13	4	29	7.3	0	16
Kevin Loftin	9	1	23	7.7	0	15
SMU	13	286	3666	12.8	22	96
OPPONENTS	13	243	2995	12.3	20	55

RUSHING	GP	ATT	NET	AVG	TD	LP
Shawnbrey McNeal	13	236	1188	5.0	12	58
Zach Line	13	49	189	3.9	7	23
Braden Smith	11	12	86	7.7	1	25
Kyle Padron	7	51	42	0.8	2	18
J.T. Brooks	13	0	8	0.0	0	0
Emmanuel Sanders	13	1	6	0.0	0	6
Matt Szymanski	13	1	-1	-1.0	0	0
Team	8	9	-27	-3.0	0	2
Bo Levi Mitchell	9	19	-64	-3.4	1	6
SMU	13	378	1427	3.8	23	58
OPPONENTS	13	494	2167	4.4	22	80

KICKOFF RETURNS	NO	YDS	AVG	TD	LP
Bryan McCann	34	824	24.2	0	62
Chris Butler	14	285	20.4	0	38
Shawnbrey McNeal	3	66	22.0	0	33
Bennie Thomas	2	18	9.0	0	18
Bradley Haynes	1	0	0.0	0	0
Cole Loftin	1	13	13.0	0	13
SMU	55	1206	21.9	0	62
OPPONENTS	51	1520	29.9	2	92

PUNT RETURNS	NO	YDS	AVG	TD	LP
Emmanuel Sanders	20	275	13.8	1	79
Team	1	0	0.0	0	0
SMU	21	275	13.1	1	79
OPPONENTS	26	286	11.0	1	71

PUNTING	NO	YDS	AVG	LP	BLK
Matt Szymanski	70	2930	41.9	62	0
SMU	70	2930	41.9	62	0
OPPONENTS	66	2750	41.7	70	0

KICKING	XP	2PT	FG
Matt Szymanski	47-48		11-16
Kyle Padron		0-1	
Braden Smith		0-1	
SMU	47-48	0-2	11-16
OPPONENTS	39-43	1-5	10-18

DEFENSE	GP	SOLO	ASST	TOT	AVG	TFL	YDS	SACKS	YDS	PD	FF	FR	SAF
Chase Kennerly	13	85	60	135	10.4	12	30	1	9	3	1	4	0
Chris Banjo	13	45	41	86	6.6	2	8	0	0	4	3	1	0
Pete Fleps	13	45	38	83	6.4	7	25	0	0	2	2	0	0
Rock Dennis	13	39	23	62	4.8	2	9	1	6	7	0	1	0
Taylor Reed	13	39	18	57	4.4	4	14	1	8	3	2	0	0
Bryan McCann	13	42	12	54	4.2	3	8	0.5	2	10	2	1	0
Youn Yengia	12	33	20	53	4.4	5	24	2	2	2	2	0	0
Ja Gareed Davis	13	25	26	51	3.9	2	14	2	14	3	2	0	0
Marquis Frazier	13	26	19	45	3.5	6	24	4	20	2	0	0	0
Taylor Thompson	13	26	14	40	3.1	6	31	5.5	30	4	0	0	0
Sterling Moore	11	26	9	35	3.2	2.5	16	1	10	11	0	1	0
Chris Parham	13	18	14	32	2.5	2	4	0	0	1	0	0	0
Bryce Hudman	13	17	9	26	2.0	3	14	0	0	2	1	0	0
Bennie Thomas	12	13	2	15	1.3	0	0	0	0	0	0	0	0
Kevin Greiner	13	8	6	14	1.1	0	0	0	0	0	0	1	0
Torian Pittman	13	8	6	12	0.9	1.5	5	0.5	2	0	0	0	0
Patrick Fleming	13	9	2	11	0.8	2.5	7	1	2	0	0	0	0
Aaron Davis	13	5	5	10	0.8	1	5	1	5	0	0	0	0
Cameron Rogers	8	5	4	9	1.1	0	0	0	0	0	0	0	0
Marquis Hunt	13	4	4	8	0.6	2.5	17	2.5	17	1	0	1	0
Robert Mojica	12	7	0	7	0.6	1	1	0	0	0	0	0	0
Bryon Brown	7	4	2	6	0.9	0	0	0	0	0	0	0	0
Keith Robinson	11	3	2	5	0.5	0	0	0	0	0	1	0	0
Zach Line	13	4	1	5	0.4	0	0	0	0	0	0	1	0
J.R. McConico	2	0	4	4	2.0	0	0	0	0	0	0	0	0
Tyler Jones	13	2	2	4	0.3	0	0	0	0	0	0	0	0
Mark Vossen	13	2	1	3	0.2	0	0	0	0	0	0	0	0
Ryan Moczyska	9	2	1	3	0.3	0	0	0	0	0	0	0	0
Matt Szymanski	13	3	0	3	0.2	0	0	0	0	0	0	0	1
Darius Bell	2	2	1	3	1.5	0	0	0	0	0	0	0	0
Tim Crosby	3	2	0	2	0.7	0	0	0	0	0	0	0	0
Ryan Smith	6	1	0	1	0.5	0	0	0	0	0	0	0	0
B. Henderson	12	1	1	2	0.2	0	0	0	0	0	0	0	0
Brett Hanes	10	0	2	2	0.2	0	0	0	0	0	0	0	0
Kellis Cunningham	6	2	0	2	0.3	0	0	0	0	0	0	0	0
Emmanuel Sanders	13	2	0	2	0.2	0	0	0	0	0	0	0	0
E.J. Drewery	3	2	0	2	0.7	0	0	0	0	0	0	0	0
Victor Jones	12	0	1	1	0.5	0	0	0	0	0	0	0	0
Bo Levi Mitchell	9	0	1	1	0.1	0	0	0	0	0	0	0	0
Mitch Enright	12	0	1	1	0.1	0	0	0	0	0	0	0	0
Chris Castro	13	1	0	1	0.1	0	0	0	0	0	0	0	0
Chase Courtney	1	1	0	1	0.0	0	0	0	0	0	0	0	0
Darius Johnson	5	1	0	1	0.2	0	0	0	0	0	0	0	0
Bryan Collins	10	1	0	1	0.1	0	0	0	0	0	0	0	0
SMU	13	560	346	906	69.7	66	256	23	145	56	16	11	0
OPPONENTS	13	510	234	744	57.2	73	301	36	225	58	15	12	0

INTERCEPTIONS	NO	YDS	AVG	TD	LP
Rock Dennis	5	82	16.4	1	53
Bryan McCann	3	43	14.3	0	43
Robert Mojica	2	6	3.0	0	8
Chase Kennerly	2	13	6.5	0	10
Marquis Frazier	1	0	0.0	0	0
Taylor Reed	1	0	0.0	0	0
Sterling Moore	1	0	0.0	0	0
Darius Bell	1	6	6.0	0	6
Chris Banjo	1	16	16.0	0	16
SMU	17	166	9.8	1	53
OPPONENTS	14	335	23.9	3	75

2010 (7-7)

C-USA WESTERN DIVISION CO-CHAMPIONS

9/5	at Texas Tech (ESPN)	57,528	L	27-35
9/11	UAB *	16,612	W	28-7
9/18	Washington State (CBSSN)	18,184	W	35-21
9/24	TCU [4/NR] (ESPN)	35,481	L	24-41
10/2	at Rice *	19,981	W	42-31
10/9	Tulsa *	14,329	W	21-18
10/16	at Navy (CBSSN)	33,924	L	21-28
10/23	Houston (CBSSN) *	20,741	L	20-45
10/30	at Tulane (CW) *	18,636	W	31-17
11/6	at UTEP *	23,127	L	14-28
11/20	Marshall *	17,513	W	31-17
11/26	at East Carolina (CBSSN) *	49,108	W (OT)	45-38

Conference USA Championship

12/4	at UCF [25/NR] (ESPN2)	41,045	L	7-17
------	------------------------	--------	---	------

Bell Helicopter Armed Forces Bowl

12/30	Army (ESPN)	36,742	L	14-16
-------	-------------	--------	---	-------

Home games at Gerald J. Ford Stadium

Total Avg: 28,782 - Home Avg: 23,518

Coach: June Jones

Captains: Kelvin Beachum, Pete Fleps & Game Captains

TEAM STATS

	SMU	Opponents
First Downs	290	285
(Rushing)	97	128
(Passing)	182	164
(Penalty)	11	21
Rushing Att. - Yds.	404-1943	550-2027
Rushing Yds. / Game	138.8	144.8
Pass Comp. - Att. - Int.	304-516-14	255-430-10



OUTLOOK	PLAYERS	COACHES	OPPONENTS	REVIEW	RECORDS	HISTORY	MEDIA
---------	---------	---------	-----------	--------	---------	---------	-------

2011 (8-5)

9/4	at Texas A&M (FSN)	86,951	L	14-46
9/10	UTEP (FSN) *	26,691	W	28-17
9/17	Northwestern State	20,083	W	40-7
9/24	at Memphis (FSN) *	16,748	W	42-0
10/1	at TCU [20/NR] (CBSSN)	35,362	W (OT)	40-33
10/15	UCF (FSN) *	22,932	W	38-17
10/22	at Southern Miss (CBSSN) *	32,685	L	3-27
10/29	at Tulsa (FSN) *	21,261	L	7-38
11/5	Tulane *	20,106	W	45-24
11/12	Navy (FSN)	21,080	L	17-24
11/19	at Houston [10/NR] (FSN) *	32,207	L	7-37
11/26	Rice (FSN) *	14,472	W	27-24

BBVA Compass Bowl

1/7	Pittsburgh (ESPN)	29,726	W	28-6
-----	-------------------	--------	---	------

Home games at Gerald J. Ford Stadium

Total Avg: 29,275 - Home Avg: 20,894

Coach: June Jones

Captains: Kelvin Beachum, Chris Banjo & Game Captains

TEAM STATS

	SMU	Opponents
First Downs	245	242
(Rushing)	62	95
(Passing)	164	129
(Penalty)	19	18
Rushing Att. - Yds.	355-1479	466-1538
Rushing Yds. / Game	118.3	118.3
Pass Comp. - Att. - Int.	281-476-19	284-443-6
Passing Yds.	3573	2882
Passing Yds. / Game	274.8	221.7
Offense Plays - Yds.	831-5052	909-4420
Punting - Yds. - Avg.	57-2135-37.5	65-2603-40.0
Fumbles - Lost	22-13	26-10
Penalties - Yds.	80-557	65-582
Sacks - Yds.	34-238	31-170
3rd Down	68-168	78-201
3rd Down %	0.4	0.39
4th Down	6-17	12-25
4th Down %	0.35	0.48
Time of Possession	30:33	29:27

SCORING BY QUARTERS

Team	1st	2nd	3rd	4th	OT	Total
SMU	114	81	52	82	7	336
Opponent	56	67	88	89	0	300

Average Points Scored

SMU -- 25.8

Opponent -- 25.3

INDIVIDUAL STATS

PASSING	GP	CMP	ATT	INT	PCT	YDS	TD	LP
J.J. McDermott	13	272	455	16	.598	3421	17	72
Kyle Padron	3	9	20	3	.450	152	0	47
Stephen Kaiser	1	0	1	0	.000	0	0	0
SMU	13	281	476	19	.590	3573	17	72
OPPONENTS	13	284	443	6	.641	2882	15	60

RECEIVING	GP	REC	YDS	AVG	TD	LP
Cole Beasley	12	86	1040	12.1	2	38
Darius Johnson	13	79	1118	14.2	8	58
Terrance Wilkerson	13	44	561	12.8	2	71
Derrikk Thompson	13	30	411	13.7	3	72
Jeremy Johnson	10	16	146	9.1	1	25
Zach Line	10	15	139	9.3	0	23
Keenan Holman	10	5	108	21.6	1	29
Jared Williams	8	2	27	13.5	0	17
Bradley Haynes	13	2	7	3.5	0	5
Darius Joseph	1	1	10	10.0	0	10
Arnus Holleman	3	3	9	3.0	0	6
SMU	13	281	3573	12.7	17	72
OPPONENTS	13	284	2882	10.1	15	60

RUSHING	GP	ATT	NET	AVG	TD	LP
Zach Line	10	208	1224	5.9	17	46
Jared Williams	8	42	180	4.3	1	52
Rishaad Wimbley	5	40	178	4.5	4	39
Bryce Lunday	13	7	21	3.0	0	7
Taylor Reed	12	1	7	7.0	0	7
Matt Stone	13	1	5	5.0	0	5
Kelly Turner	13	0	4	4.0	0	0
Cole Beasley	12	1	2	2.0	1	2
Billy Dugai	13	1	1	1.0	0	1
Kyle Padron	3	7	1	0.1	1	12
Darius Johnson	13	1	1	1.0	0	1
Team	6	6	-22	-3.7	0	0
J.J. McDermott	13	400	-123	-3.1	1	14
SMU	13	355	1479	4.2	25	52
OPPONENTS	13	466	1538	3.3	17	63

KICKOFF RETURNS	NO	YDS	AVG	TD	LP
James Richardson	26	553	21.3	0	54
Derrikk Thompson	4	74	18.5	0	31
Aaron Davis	3	42	14.0	0	23
Kenneth Acker	2	25	12.5	0	15
Kevin Pope	2	28	14.0	0	26
Billy Dugai	1	19	19.0	0	19
Team	1	0	0.0	0	0
Bryce Lunday	0	38	38.0	0	38
SMU	38	779	20.0	0	54
OPPONENTS	47	985	21.0	0	43

PUNT RETURNS	NO	YDS	AVG	TD	LP
Richard Crawford	16	189	11.8	1	92
Cole Beasley	3	20	6.7	0	10
Justin Sorrell	1	14	14.0	0	0
Chris Parks	1	-6	-6.0	0	0
SMU	21	217	10.3	1	92
OPPONENTS	28	130	4.6	0	18

KICKING	XP	2PT	FG
Chase Hoover	38-40		8-10
Brad Namdar	3-3		0-1
Mike Loftus	1-2		0-1
SMU	42-45	0-0	8-12
OPPONENTS	33-35	0-1	17-25

DEFENSE	GP	SOLO	ASST	TOT	AVG	TFL	YDS	SACKS	YDS	PD	FF	FR	SAF
Taylor Reed	12	56	45	101	8.4	9.5	42	4	30	3	1	1	0
Ja'Gared Davis	13	44	39	83	6.4	12	59	5.5	33	6	2	1	0
Chris Banjo	12	50	32	82	6.8	0	0	0	0	2	0	2	0
Cameron Rogers	15	32	37	69	4.6	0	0	0	0	2	0	0	0
Ryan Smith	11	36	29	65	5.9	1	4	0	0	4	0	0	0
Kenneth Acker	13	49	14	63	4.8	1	3	0	0	4	0	0	0
Richard Crawford	13	31	16	47	3.6	2.5	9	0	0	13	1	0	0
Marquus Frazier	13	15	31	46	3.5	4.5	21	3.5	20	1	0	1	0
Taylor Thompson	13	20	24	44	3.4	9.5	48	3	46	0	6	1	0
Randall Joyner	13	20	23	43	3.3	2.5	3	0	0	1	1	2	0
Kevin Pope	13	13	27	40	3.1	1	10	1	10	1	0	0	0
Torian Pittman	13	15	22	37	2.8	6	14	1	2	0	0	0	0
Justin Sorrell	13	19	10	29	2.2	0.5	1	0	0	3	1	0	0
Marquus Hunt	13	16	12	28	2.2	7.5	53	3	27	1	0	0	0
Victor Jones	8	13	14	27	3.4	1	1	0	0	0	0	0	0
Aaron Davis	12	14	12	26	2.2	3.5	28	2	25	0	1	0	0
Stephon Sanders	12	11	15	26	2.2	5.5	30	3	24	5	0	0	0
Jay Scott	12	14	7	21	1.8	0	0	0	0	1	0	1	0
Szymon Czerniak	13	5	6	11	0.8	0.5	1	0	0	0	0	0	0
Chris Parks	13	4	6	10	0.8	0	0	0	0	0	0	0	1
Cody Worthen	10	4	9	0.9	0.5	2	0.5	2	0	0	0	0	0
Uchenna Nwabuke	9	3	5	8	0.9	1	9	1	9	0	0	0	0
Brett Hanness	9	5	2	7	0.8	0	0	0	0	0	0	0	0
Chris Castro	13	3	3	6	0.5	0	0	0	0	1	0	0	0
Keith Robinson	11	1	5	6	0.5	0	0	0	0	0	0	0	0
Bryce Lunday	13	2	3	5	0.4	0	0	0	0	0	1	0	0
Byron Brown	7	1	4	5	0.7	1	2	0.5	1	0	0	0	0
Beau Barnes	7	1	4	5	0.7	1	2	0.5	1	0	0	0	0
Bradley Haynes	13	2	2	4	0.3	0	0	0	0	0	0	0	0
J.J. McDermott	13	3	0	3	0.2	0	0	0	0	0	0	0	0
Zach Line	10	2	1	3	0.3	0	0	0	0	0	1	0	0
Darius Johnson	13	1	2	3	0.2	0	0	0	0	0	0	0	0
Mike Loftus	13	1	1	2	0.2	0	0	0	0	0	0	0	0
Mark Vossen	10	2	2	4	0.2	0	0	0	0	0	0	0	0
Lincoln Schick	12	0	2	2	0.2	0	0	0	0	0	0	0	0
Kelly Turner	13	1	1	2	0.2	0	0	0	0	0	0	0	0
Matt Stone	13	2	0	2	0.2	0	0	0	0	0	0	0	0
Jeremy Wright	10	2	0	2	0.2	0	0	0	0	0	0	0	0
Darrian Wright	7	1	2	3	0.3	0	0	0	0	0	0	0	0
Hayden Greenbauer	4	1	2	3	0.8	0	0	0	0	0	0	0	0
Randy McKinnon	2	0	2	2	1.0	0.5	4	0.5	4	0	0	0	0
Kevin Grenier	4	1	1	2	0.5	0	0	0	0	0	0	0	0
Cameron Smith	13	2	0	2	0.2	0	0	0	0	0	0	0	0
Cole Beasley	12	1	0	1	0.1	0	0	0	0	0	0	0	0
Terrance Wilkerson	13	0	1	0.1	0.1	0	0	0	0	0	0	0	0
Bryan Collins	9	1	0	1	0.1	0	0	0	0	0	0	0	0
James Richardson	11	1	0	1	0.1	0	0	0	0	0	0	0	0
Blake McLunkin	3	0	1	1	0.3	0	0	0	0	0	0	0	0
J.T. Brooks	13	1	0	1	0.1	0	0	0	0	0	0	0	0
SMU	13	522	468	990	76.2	77	350	34	238	48	15	10	0
OPPONENTS	13	440	300	740	56.9	71	258	31	170	52	15	12	0

INTERCEPTIONS	NO	YDS	AVG	TD	LP
Ja'Gared Davis	2	14	7.0	0	12
Richard Crawford	2	22	11.0	0	22
Stephon Sanders	1	3	3.0	0	3
Kenneth Acker	1	7	7.0	0	0
SMU	6	32	5.3	0	21
OPPONENTS	19	342	18.0	1	55

PUNTING	NO	YDS	AVG	LP	BLK
Matt Stone	56	2111	37.7	59	0
J.J. McDermott	1	24	24.0	24	0
SMU	57	2135	37.5	59	0
OPPONENTS	65	2603	40.0	63	1

2012 (7-6)

9/2	at Baylor (FSN)	86,951	L	24-59
9/8	Stephen F. Austin (TWC)	20,122	W	52-0
9/15	Texas A&M (FSN)	31,016	L	3-48
9/29	TCU (FSN)	28,436	L	16-24
10/6	at UTEP (TWC) *	34,073	W	17-0
10/13	at Tulane (CSS) *	11,519	L	26-27
10/18	Houston (FSN) *	16,459	W	72-42
10/27	Memphis (TWC) *	20,330	W	44-13
11/3	at UCF (CBSSN) *	36,036	L	17-42
11/10	Southern Miss (FSN) *	16,343	W	34-6
11/17	at Rice (CSS) *	20,710	L	14-36
11/24	Tulsa (FSN) *	15,336	W	35-27



OUTLOOK

PLAYERS

COACHES

OPPONENTS

REVIEW

RECORDS

HISTORY

MEDIA

2013 (5-7)

8/30	Texas Tech (ESPN)	34,790	L	23-41
9/7	Montana State (ESPN3)	15,107	W	31-30
9/21	at Texas A&M [10NR] (ESPN)	86,542	L	13-42
9/28	at TCU (FS1)	45,111	L	17-48
10/5	Rutgers (ESPN3) *	19,436	L (3-OT)	52-55
10/19	at Memphis (ESPN3) *	16,241	W	34-29
10/26	Temple (ESPN3) *	15,786	W	59-49
11/9	at Cincinnati (ESPN3) *	28,069	L	25-28
11/16	Connecticut (ESPN3) *	14,639	W	38-21
11/23	at USF (ESPN3) *	28,397	W	16-6
11/29	at Houston (ESPN2) *	23,210	L	0-34
12/7	UCF [15NR] (ESPN) *	12,589	L	13-17

Home games at Gerald J. Ford Stadium

Total Avg: 28,326 - Home Avg: 18,724

Coach: June Jones

Captains: Garrett Gilbert, Randall Joyner & Game Captains

TEAM STATS

	SMU	Opponents
First Downs	276	269
(Rushing)	59	101
(Passing)	191	145
(Penalty)	26	23
Rushing Att. - Yds.	326-1125	446-1689
Rushing Yds. / Game	93.8	140.8
Pass Comp. - Att. - Int.	400-619-12	286-441-11
Passing Yds.	4,097	3,262
Passing Yds. / Game	341.4	271.8
Offense Plays - Yds.	945-5222	887-4951
Punting - Yds. - Avg.	63-2372-37.7	60-2293-38.2
Fumbles - Lost	23-12	21-6
Penalties - Yds.	90-770	92-869
Sacks - Yds.	28-176	38-210
3rd Down	77-198	73-177
3rd Down %	0.39	0.41
4th Down	13-27	9-20
4th Down %	0.48	0.45
Time of Possession	28:56	31:04

SCORING BY QUARTERS

Team	1st	2nd	3rd	4th	OT	Total
SMU	52	88	64	100	17	321
Opponent	66	108	108	98	20	400

Average Points Scored

SMU -- 26.8

Opponent -- 33.3

INDIVIDUAL STATS

PASSING	GP	CMP	ATT	INT	PCT	YDS	TD	LP
Garrett Gilbert	10	335	504	7	66.5	3528	21	79
Neal Burcham	4	34	109	4	5.87	556	2	37
Garrett Kritch	1	1	5	1	20.0	13	0	13
Team	6	0	1	0	0.00	0	0	0
SMU	12	400	619	12	6.46	4097	23	79
OPPONENTS	12	286	441	11	6.49	3262	24	83

RECEIVING	GP	REC	YDS	AVG	TD	LP
Jeremy Johnson	12	112	1112	9.9	6	66
Darius Joseph	12	103	808	7.8	5	45
Keenan Holman	12	67	1037	15.5	9	79
Derrikk Thompson	9	16	459	14.3	2	54
K.C. Niemch	9	16	159	9.9	0	16
Stephen Nelson	11	13	111	8.5	0	17
Prescott Line	12	11	56	5.1	0	13
Colin Lagasse	5	9	50	5.6	1	12
JaBrvce Taylor	10	7	127	18.1	0	69
Deion Sanders Jr.	7	7	45	6.4	0	12
Jeremiah Gaines	8	6	57	9.5	0	25
Traylon Shead	4	6	26	4.3	0	11
Kevin Pope	11	5	61	12.2	0	29
Ryan Walker	10	3	23	7.7	0	11
Arius Holleman	5	2	20	10.0	0	17
Nick Reed	6	1	6	6.0	0	6
SMU	12	400	4097	10.2	23	79
OPPONENTS	12	286	3262	11.4	24	83

RUSHING	GP	ATT	NET	AVG	TD	LP
Prescott Line	12	90	332	3.7	3	21
Garrett Gilbert	10	83	267	3.2	6	53
K.C. Niemch	8	51	238	4.7	1	28
Traylon Shead	4	51	197	3.9	3	16
Kevin Pope	11	17	89	5.2	0	31
JaBrvce Taylor	10	5	72	14.4	0	27
Colin Lagasse	5	4	14	3.5	0	14
Mike Loftis	11	1	9	9.0	0	9
Garrett Kritch	1	2	2	1.0	0	6
Deion Sanders Jr.	7	1	-1	-1.0	0	0
Darius Joseph	12	1	-1	-1.0	0	0
Team	6	7	-31	-4.4	0	0
Neal Burcham	4	13	-62	-4.8	0	3
SMU	12	326	1125	3.5	13	83
OPPONENTS	12	446	1689	3.8	23	50

KICKOFF RETURNS	NO	YDS	AVG	TD	LP
Deion Sanders Jr.	18	370	20.6	0	87
JaBrvce Taylor	17	309	18.2	0	40
Aaron Stafford	5	109	21.8	0	34
J.R. Richardson	2	54	27.0	0	38
Cedric Lancaster	2	37	18.5	0	19
Kevin Pope	1	13	13.0	0	13
Traylon Shead	1	1	1.0	0	1
Derek Longoria	1	14	14.0	0	14
SMU	47	907	19.3	0	87
OPPONENTS	37	805	21.8	1	45

PUNT RETURNS	NO	YDS	AVG	TD	LP
JaBrvce Taylor	7	97	13.9	1	55
Kenneth Acker	5	13	2.6	0	4
Blake Poston	2	0	0.0	0	1
Cedric Lancaster	2	14	7.0	0	9
Alee Montes	1	10	10.0	0	10
SMU	17	134	7.9	1	55
OPPONENTS	15	240	16.0	1	51

DEFENSE	GP	SOLO	ASST	TOT	AVG	TFL	YDS	SACKS	YDS	PD	FF	FR	SAF
Randall Joyner	10	49	49	98	9.8	5	12	1	5	2	3	1	0
Kevin Pope	11	47	44	91	8.3	10	47	3	25	4	1	1	0
Stephon Sanders	12	47	39	86	7.2	13.5	38	3.5	18	1	2	0	1
Jay Scott	12	34	29	63	5.3	4	12	0	0	7	1	0	0
Jach Wood	12	25	24	49	4.1	6	13	1	6	1	2	1	0
Jonathan Yenga	12	29	20	49	4.1	11	51	6	29	1	1	0	0
Kenneth Acker	12	28	8	46	3.8	2.5	12	1	9	13	0	0	0
Beau Barnes	12	28	17	45	3.8	13	51	5	35	2	1	0	0
Hayden Greenbauer	6	27	13	40	6.7	2.5	3	0	0	2	0	0	0
Chris Parks	11	32	6	38	3.5	5	13	0	0	3	1	2	0
Shakiel Randolph	11	20	17	37	3.4	1	2	0	0	3	0	0	0
Darnin Wright	12	14	12	26	2.2	3	12	2	10	0	0	0	0
Robert Seals	12	18	7	25	2.1	3	10	2	8	0	0	0	0
Alee Montes	12	15	7	22	1.8	0	0	0	0	0	0	0	0
Brandon Henderson	11	5	13	18	1.6	1	12	1	12	0	0	0	0
Elie Nabushosi	12	9	5	14	1.2	1	1	1	1	0	0	0	0
Zelt Minor	8	3	7	10	1.3	1.5	7	0.5	4	0	0	0	0
Andrew McClenghen	12	2	8	10	0.8	0	0	0	0	0	1	0	0
Jordan Miller	9	8	1	9	1.0	0	0	0	0	0	0	0	0
John Bardo	12	7	2	9	0.8	1	6	0	0	1	0	1	0
Cameron Smith	11	5	3	8	0.7	3	5	0	0	0	0	0	0
Jeremy Johnson	10	5	2	7	0.7	0	0	0	0	0	2	2	0
Horace Richardson	9	4	2	6	0.7	0	0	0	0	0	0	0	0
Derek Longoria	10	4	2	6	0.6	0	0	0	0	0	1	0	0
Nick Reed	7	2	3	5	0.7	1	14	1	14	0	0	0	0
Troy Castle	12	4	1	5	0.4	0	0	0	0	0	0	0	0
Ryan Walker	9	3	1	4	0.4	0	0	0	0	0	0	0	0
Damon Richardson	6	2	2	4	0.7	1	1	0	0	0	0	0	0
Stephen Nelson	12	2	1	3	0.3	0	0	0	0	0	0	0	0
AJ Justice	5	2	1	3	0.6	0	0	0	0	0	1	0	0
Jackson Mitchell	8	2	1	3	0.4	0.5	0	0	0	0	0	0	0
Jarvis Pruitt	10	2	1	3	0.3	0	0	0	0	0	0	0	0
Garrett Riley-Ayers	5	0	3	3	0.6	0	0	0	0	0	0	0	0
Jeremy Johnson	12	3	0	3	0.3	0	0	0	0	0	0	0	0
Lincoln Richard	4	2	0	2	0.5	0	0	0	0	0	0	0	0
Jarrett Spencer	1	1	1	2	2.0	0.5	1	0	0	0	0	0	0
Ben Gottschalk	12	2	0	2	0.2	0	0	0	0	0	0	1	0
Mike Loftis	11	1	0	1	0.1	0	0	0	0	0	0	0	0
Keenan Holman	12	1	0	1	0.1	0	0	0	0	0	0	0	0
Jordan Toback	12	1	0	1	0.1	0	0	0	0	0	0	0	0
Prescott Line	12	1	0	1	0.1	0	0	0	0	0	0	0	0
SMU	12	506	352	858	71.5	90	323	28	176	45	13	6	1
OPPONENTS	12	531	328	859	71.6	72	284	38	210	67	21	12	0

INTERCEPTIONS	NO	YDS	AVG	TD	LP
Kenneth Acker	3	27	9.0	0	15
Jay Scott	2	3	1.5	0	3
Stephon Sanders	1	35	35.0	1	35
Alee Montes	1	0	0.0	0	0
Beau Barnes	1	19	19.0	0	19
Randall Joyner	1	0	0.0	0	0
Hayden Greenbauer	1	12	12.0	0	0
Damon Richardson	1	0	0.0	0	0
SMU	11	96	8.7	1	35
OPPONENTS	12	285	23.8	1	93

PUNTING	NO	YDS	AVG	LP	BLK
Mike Loftis	32	1287	40.2	58	1
Chase Hoyer	24	849	35.4	48	0
Garrett Gilbert	6	236	39.3	51	0
Team	1	0	0.0	0	0
SMU	63	2372	37.7	58	1
OPPONENTS	60	2293	38.2	60	1

KICKING	XP	2PT	FG
Chase Hoyer	33-35		18-21
Jeremy Johnson		1	
Garrett Gilbert		2-3	
SMU	33-35	2-3	18-21
OPPONENTS	45-48	2-4	9-14

2014 (1-11)

8/31	at Baylor [10NR] (FS1)	45,733	L	0-45
9/6	at North Texas (FSN)	22,398	L	6-43
9/20	Texas A&M [6NR] (ABC/ESPN2)	34,820	L	6-58
9/27	TCU (CBSSN)	23,093	L	0-56
10/4	at ECU [22NR] (ESPN2) *	45,029	L	24-45
10/18	Cincinnati (CBSSN) *	16,849	L	3-41
10/25	Memphis (ESPN3) *	19,498	L	10-48
11/8	at Tulsa (CBSSN) *	14,269	L	28-38
11/15	USF (CBSSN) *	19,463	L	13-14
11/22	at UCF (ESPN3) *	30,920	L	7-53
11/28	Houston (CBSSN) *	15,446	L	9-35
12/6	at Connecticut (CBSSN) *	22,921	W	27-20

Home games at Gerald J. Ford Stadium

Total Avg: 25,870 - Home Avg: 21,528

Coach: June Jones (first two games), Tom Mason (last 10 games)

Captains: Kevin Pope, Stephon Sanders & Game Captains

TEAM STATS

||
||
||



2015 (2-10)

9/4	Baylor [4/NR] (ESPN)	32,047	L	21-56
9/12	North Texas (ESPN3)	25,401	W	31-13
9/19	at TCU [3/NR] (FSN)	48,127	L	37-56
9/26	James Madison (ESPN3)	22,314	L	45-48
10/3	East Carolina (ESPNNews) *	17,136	L	23-49
10/8	at Houston [RV/NR] (ESPN2) *	25,204	L	28-49
10/24	at USF *	24,338	L	14-38
10/31	Tulsa *	18,217	L	31-40
11/6	Temple [23/NR] (ESPN2) *	17,232	L	40-60
11/14	at Navy [22/NR] (CBSSN) *	35,778	L	14-55
11/21	Tulane *	14,954	W	49-21
11/28	at Memphis *	30,075	L	0-63

Home games at Gerald J. Ford Stadium
Total Avg: 25,902 - Home Avg: 21,043
Coach: Chad Morris

Captains: Justin Lawler, Matt Davis, Courtland Sutton, Zach Wood, Chad Hedlund

TEAM STATS

	SMU	Opponents
First Downs	246	277
(Rushing)	109	153
(Passing)	109	107
(Penalty)	28	17
Rushing Att. - Yds.	503-1974	542-3134
Rushing Yds. / Game	164.5	261.2
Pass Comp. - Att. - Int.	203-366-8	184-311-10
Passing Yds.	2620	2892
Passing Yds. / Game	218.3	241.0
Offense Plays - Yds.	869-4594	853-6026
Punting - Yds. - Avg.	67-2557-38.2	48-1989-41.4
Fumbles - Lost	31-17	15-5
Penalties - Yds.	65-604	79-805
Sacks - Yds.	16-83	41-289
3rd Down	71-180	77-166
3rd Down %	0.39	0.46
4th Down	7-20	13-22
4th Down %	0.35	0.59
Time of Possession	31:24	28:36

SCORING BY QUARTERS

Team	1st	2nd	3rd	4th	OT	Total
SMU	100	90	54	89		333
Opponents	131	149	134	134		548

Average Points Scored
SMU - 27.8
Opponent - 45.7

PASSING	GP	CMP	ATT	INT	PCT	YDS	TD	LP
Matt Davis	12	183	336	7	54.5	2263	16	63
Darrell Colbert Jr.	7	15	21	0	71.4	203	1	37
Team	6	0	3	0	0.0	0	0	0
Garrett Krstich	12	1	4	1	50.0	0	0	0
Xavier Jones	12	2	2	0	100.0	79	2	40
Courtland Sutton	12	2	2	0	100.0	75	0	45
SMU	12	203	366	8	55.5	2620	19	63
OPPONENTS	12	184	311	10	59.2	2892	31	75

RECEIVING	GP	REC	YDS	AVG	TD	LP
Courtland Sutton	12	49	862	17.6	9	51
Xavier Jones	12	27	214	7.9	0	24
Ryheem Malone	12	23	258	11.2	2	63
Xavier Castille	12	23	254	11.0	2	40
Jeremiah Gaines	12	16	249	15.6	4	60
Kevin Thomas	12	14	194	13.9	1	38
Braeden West	12	13	142	10.9	0	45
Shelby Walker	12	11	170	15.5	0	35
Darius Joseph	11	9	137	15.2	1	38
Prescott Line	11	6	51	8.5	0	12
Derek Longoria	12	4	31	7.8	0	17
Mitchell Kaufman	12	3	41	13.7	0	24
Darius Dural	4	3	14	4.7	0	7
Kevin Johnson	4	2	3	1.5	0	4
SMU	12	203	2620	12.9	19	63
OPPONENTS	12	184	2892	15.7	31	75

RUSHING	GP	ATT	NET	AVG	TD	LP
Matt Davis	12	187	761	4.1	10	65
Xavier Jones	12	152	634	4.2	10	35
Braeden West	12	62	326	5.3	2	36
Prescott Line	11	60	186	3.1	1	17
Darrell Colbert Jr.	7	38	65	2.2	0	12
Darius Dural	4	4	24	6.0	0	13
Garrett Krstich	12	3	3	1.0	0	8
Team	6	4	0	-1.5	0	0
Josh Williams	9	4	19	-19.0	0	0
SMU	12	563	1974	3.9	23	65
OPPONENTS	12	542	3134	5.8	40	94

KICKOFF RETURNS	NO	YDS	AVG	TD	LP
Braeden West	27	635	23.5	1	80
Deion Sanders, Jr.	15	372	24.8	0	42
Kevin Johnson	7	145	20.7	0	14
Shelby Walker	2	35	17.5	0	23
Ryheem Malone	2	38	19.0	0	24
David Johnson	1	7	7.0	0	7
Carlos Carroll	1	6	6.0	0	8
Jeremiah Gaines	1	5	5.0	0	8
SMU	56	1246	22.2	1	80
OPPONENTS	20	447	22.4	0	38

PUNT RETURNS	NO	YDS	AVG	TD	LP
Darius Joseph	6	23	3.8	0	11
Braeden West	5	32	6.4	0	13
Deion Sanders, Jr.	1	-6	-6.0	0	0
Courtland Sutton	1	-8	-8.0	0	0
SMU	13	41	3.2	0	13
OPPONENTS	26	290	11.2	0	46

DEFENSE	GP	SOLO	ASST	TOT	AVG	TFL	YDS	SACKS	YDS	PD	FF	FR	SAF
Justin Lawler	12	43	21	64	5.3	9.0	35	5	27	1	1	0	0
Jonathan Tenge	12	37	21	58	4.8	0.5	0	0	0	1	1	0	0
Darrion Millines	12	45	65	110	7.5	7.8	6	5	1	0	0	0	0
Kyran Mitchell	8	28	12	40	5.0	4.5	6	1	5	0	0	0	0
Shakiel Randolph	12	29	10	39	3.3	1.3	3	0	0	0	0	0	0
Zach Wood	10	26	10	36	3.6	9.5	56	3	18	2	0	0	0
Jackson Mitchell	11	25	8	33	3.0	2.0	3	0	0	0	0	0	0
Caleb Luasosopo	11	25	8	33	3.0	2.0	3	0	0	0	0	0	0
A. McCleneghen	12	27	10	37	2.7	5.0	20	3	18	1	2	1	0
Jordan Wyatt	11	25	5	30	3.0	1.0	6	1	0	0	0	0	0
RC Cox	10	25	5	30	3.0	1.0	6	1	0	0	0	0	0
Anthony Rhone	10	19	10	29	2.9	0	0	0	0	0	0	0	0
Robert Seals	11	16	6	22	2.2	5.0	20	0.5	3	0	1	0	0
Horace Richardson	11	16	6	22	2.2	5.0	20	0.5	3	0	1	0	0
David Johnson	11	14	8	22	2.0	1.8	0	0	0	0	0	0	0
Troy Castle	12	15	4	19	1.6	0	0	0	0	0	0	0	0
Mason Gentry	12	14	5	19	1.6	2.0	2	0	0	0	1	0	0
Jarvis Pruitt	11	16	3	19	1.7	4.5	12	2	0	0	0	0	0
Deon Green	10	14	3	17	1.7	1.5	1	0	0	0	0	0	0
Carlos Carroll	12	11	5	16	1.3	1.5	1	0	0	0	0	0	0
William Jeanlys	11	13	2	15	1.4	0	0	0	0	0	5	1	0
Matt McNew	8	8	3	11	1.4	2.0	0	1	0	0	0	0	0
Jesse Montgomery	9	6	3	9	1.0	2.0	4	1	0	0	0	0	0
Zelt Minor	5	5	1	6	1.2	0	0	0	0	0	0	0	0
Alee Montes	5	5	1	6	1.2	0	0	0	0	0	0	0	0
Elie Nabushoshi	10	3	3	6	0.6	0	0	0	0	0	0	0	0
Nick Horton	9	2	2	4	0.4	0	0	0	0	0	0	0	0
Keyler Roberts	9	2	2	4	0.4	0	0	0	0	0	0	0	0
A.J. Justice	12	3	1	4	0.3	0	0	0	0	0	0	0	0
Spencer Hollie	4	2	0	2	0.5	0	0	0	0	0	0	0	0
Cedric Lancaster	4	2	0	2	0.5	0	0	0	0	0	0	0	0
Cameron Smith	8	2	1	3	0.4	0	0	0	0	0	0	0	0
Matt Davis	12	2	0	2	0.2	0	0	0	0	0	0	0	0
Braeden West	12	2	0	2	0.2	0	0	0	0	0	0	0	0
Derek Longoria	11	2	0	2	0.2	0	0	0	0	0	0	0	0
Kevin Johnson	4	2	0	2	0.5	0	0	0	0	0	0	0	0
Deion Sanders, Jr.	8	1	0	1	0.1	0	0	0	0	0	0	0	0
Jeremiah Gaines	12	0	0	0	0.0	0	0	0	0	0	0	0	0
Roderick Antunovic	12	0	0	0	0.0	0	0	0	0	0	0	0	0
Garrett Stotts	12	0	0	0	0.0	0	0	0	0	0	0	0	0
Ryheem Malone	12	0	0	0	0.0	0	0	0	0	0	0	0	0
Courtland Sutton	12	0	0	0	0.0	0	0	0	0	0	0	0	0
Shelby Walker	4	1	0	1	0.3	0	0	0	0	0	0	0	0
Rodney Clemons	4	1	0	1	0.3	0	0	0	0	0	0	0	0
Josh Williams	9	0	1	1	0.1	0	0	0	0	0	0	0	0
Darius Dural	4	0	0	0	0.0	0	0	0	0	0	0	0	0
Team	4	0	0	0	0.0	0	0	0	0	0	0	0	0
SMU	12	546	191	737	61.4	57	191	16	83	28	9	5	1
OPPONENTS	12	573	176	749	62.4	96	459	41	289	40	17	17	0

INTERCEPTIONS	NO	YDS	AVG	TD	LP
Jordan Wyatt	2	26	13.0	0	27
Horace Richardson	2	19	9.5	0	19
Cedric Lancaster	1	0	0.0	0	0
Kyran Mitchell	1	0	0.0	0	0
Anthony Rhone	1	0	0.0	0	0
Jesse Montgomery	1	0	0.0	0	0
David Johnson	1	0	0.0	0	0
Darius Dural	1	0	0.0	0	0
SMU	10	82	8.2	0	32
OPPONENTS	8	142	17.8	2	41

PUNTING	NO	YDS	AVG	LP	BLK
Josh Williams	38	1472	38.7	56	0
Jackson Koonce	27	1069	39.6	54	2
Team	2	18	9.0	2	0
SMU	67	2557	38.2	56	2
OPPONENTS	48	1989	41.4	68	0

KICKING	XP	2PT	FG
Chad Hedlund	43-43	0-1	8-11
Matt Davis			
SMU	43-43	0-1	8-11
OPPONENTS	72-74	1-1	8-11

2016 (5-7)

9/3	at North Texas (ASN)	24,718	W	34-21
9/10	at Baylor [23/NR] (FS1)	45,499	L	13-40
9/17	Liberty (ESPN3)	22,127	W	29-14
9/23	TCU (ESPN)	30,987	L	3-33
10/1	at Temple (ESPNNews) *	22,401	L	20-45
10/7	at Tulsa (ESPN2) *	20,089	L	40-43
10/22	Houston [11/NR] (ESPN2) *	25,079	W	38-16
10/29	at Tulane (ESPNNews) *	25,780	W	35-31
11/5	Memphis (ESPNNews) *	24,379	L	7-51
11/12	at East Carolina (ESPNNews) *	42,908	W	55-31
11/19	USF (CSBSSN) *	18,417	L	27-35
11/26	Navy (ESPN2) *	21,283	L	31-75

Home games at Gerald J. Ford Stadium
Total Avg: 26,972 Home Avg: 23,712
Coach: Chad Morris

Captains: Justin Lawler, Darrion Millines, Jackson Mitchell & Courtland Sutton

TEAM STATS

	SMU	Opponents
First Downs	262	268
(Rushing)	92	128
(Passing)	145	124
(Penalty)	25	16
Rushing Att.-Yds.	478-1959	498-2526
Rushing Yds./Game	163.2	210.5
Passing Comp-Att-Int	248-456-17	239-408-18
Passing Yards	3168	2910
Passing Yds./Game	264.0	242.5
Total Offense	934-5127	906-5436
Punts-Yards-Avg.	71-2813-39.6	59-2434-41.3
Fumbles-Lost	14-7	19-8
Penalties - Yds.	69-624	92-866
3rd Down	90-208	69-183
3rd Down %	43%	38%
4th Down	6-16	14-23
4th Down %	38%	61%
Time of Possession/Game	30:38	29:22



OUTLOOK

PLAYERS

COACHES

OPPONENTS

REVIEW

RECORDS

HISTORY

MEDIA

2017 (7-6)

9/2	Stephen F. Austin (ESPN3)	20,478	W	58-14
9/9	North Texas (ESPN3)	24,638	W	54-32
9/16	at TCU [20/NR] (ESPN3)	44,489	L	36-56
9/23	Arkansas State (ESPN3)	23,672	W	44-21
9/30	Connecticut (ESPN3)*	17,237	W	49-28
10/7	at Houston (CBSSN) *	31,153	L	22-35
10/21	at Cincinnati (ESPN3) *	30,885	W (OT)	31-28
10/27	Tulsa (ESPN2) *	14,930	W	38-34
11/4	UCF [15/NR] (ESPN2) *	24,445	L	24-31
11/11	at Navy (CBSSN) *	36,157	L	40-43
11/18	at Memphis [11/NR] (ESPN3)*	35,328	L	45-66
11/24	vs. Tulane (CBSSN) *	14,209	W	41-38

DXL Frisco Bowl

12/20	Louisiana Tech (ESPN)	14,419	L	10-51
-------	-----------------------	--------	---	-------

Home games at Gerald J. Ford Stadium

Total Avg: 25,542 - Home Avg: 19,944

Coach: Chad Morris/Sonny Dykes (Bowl game)

Captains: Evan Brown, Ben Hicks, Justin Lawler, Courtland Sutton, Jordan Wyatt & Game Captains

TEAM STATS

	SMU	Opponents
First Downs	312	304
(Rushing)	121	135
(Passing)	121	146
(Penalty)	30	23
Rushing Att. - Yds.	486-2,397	546-2,700
Rushing Yds. / Game	184.4	207.7
Pass Comp. - Att. - Int.	283-487-13	247-394-12
Passing Yds. / Game	3,823	3,497
Passing Yds. / Game	294.1	249.0
Offense Plays - Yds.	973-6,220	940-6,197
Punting - Yds. - Avg.	59-2,396-59.2	47-1,886-66.2
Fumbles - Lost	13-5	19-11
Penalties - Yds.	83-769	94-861
Sacks - Yds.	31-196	23-144
3rd Down %	43%	43%
4th Down %	70%	45%
Time of Possession	29:33	30:27

SCORING BY QUARTERS

Team	1st	2nd	3rd	4th	OT	Total
SMU	133	142	112	102	3	492
Opponents	127	160	87	103		477

Average Points Scored

SMU -- 37.8

Opponent -- 36.7

PASSING	GP	CMP	ATT	INT	PCT	YDS	TD	LP
Ben Hicks	13	276	472	12	58.5	3,568	33	86
Rafe Peavey	3	4	4	0	100.0	76	1	76
D.J. Gillins	6	1	3	0	33.3	28	0	28
KeMon Freeman	13	1	2	1	50.0	34	0	34
Trey Quinn	13	1	2	1	50.0	34	0	34
TEAM	6	0	0	0	0.0	0	0	0
SMU	13	283	487	13	58.1	3,823	35	86
OPPONENTS	13	247	394	12	62.7	3,497	26	80

RECEIVING	GP	REC	YDS	AVG	TD	LP
Trey Quinn	13	114	1,236	10.8	13	77
Courtland Sutton	13	68	1,085	16.0	12	62
James Proche	13	40	816	20.4	6	86
Braeden West	12	18	185	10.3	0	34
Xavier Jones	13	14	84	6.0	0	22
Myron Galliard	13	9	169	18.8	1	76
KeMon Freeman	13	9	28	3.1	0	18
Ryan Becker	13	2	30	15.0	1	23
Shelby Walker	13	2	15	7.5	0	11
Brandon Benson	5	1	12	12.0	1	12
Kayce Medlock	12	1	30	30.0	0	30
Michael Badojo	12	1	28	28.0	0	28
Raymond Epps	13	1	17	17.0	1	17
Alex Honey	7	1	14	14.0	0	14
Tyler Page	8	1	8	8.0	0	8
Kevin Thomas	9	1	6	6.0	0	6
SMU	13	283	3,823	13.5	35	86
OPPONENTS	13	247	3,497	14.2	25	80

RUSHING	GP	ATT	NET	AVG	TD	LP
Xavier Jones	13	182	1,075	5.9	9	58
Braeden West	12	75	568	7.6	2	75
KeMon Freeman	13	131	543	4.1	11	35
D.J. Gillins	6	18	75	4.2	2	15
Marcalas Johnson	13	8	57	7.1	0	32
Ben Hicks	13	54	47	0.9	1	25
Kayce Medlock	12	8	21	2.6	0	4
Merek Pierce	1	3	16	5.3	0	8
Courtland Sutton	13	1	2	2.0	1	2
Trey Quinn	13	1	0	0.0	0	0
Rafe Peavey	3	4	-2	-0.5	0	8
TEAM	6	3	-5	-1.7	0	0
SMU	13	486	2,397	4.9	26	75
OPPONENTS	13	546	2,700	4.9	33	92

KICKOFF RETURNS	NO	YDS	AVG	TD	LP
Braeden West	23	423	18.4	0	52
Kevin Johnson	17	349	20.5	0	39
Trey Quinn	5	115	23.0	0	32
James Proche	3	50	16.7	0	20
SMU	48	935	19.5	0	52
OPPONENTS	55	1,329	24.2	0	71

PUNT RETURNS	NO	YDS	AVG	TD	LP
Trey Quinn	5	13	2.6	0	8
James Proche	1	6	6.0	0	6
Ryan Becker	1	7	7.0	0	7
SMU	13	41	3.2	0	13
OPPONENTS	26	290	11.2	0	46

DEFENSE	GP	SOLO	ASST	TOT	AVG	TFL	YDS	SACKS	YDS	PD	FF	FR	SAF
Mikael Onu	13	85	20	105	8.1	1.0	3	0	0	7	1	0	0
Justin Lawler	13	43	32	74	5.7	15.5	76	9.5	67	2	2	0	0
Kyrin Mitchell	12	47	38	85	7.1	21.3	68	4.5	33	3	0	2	0
Rodney Clemons	13	55	13	68	5.2	4.0	16	1.0	6	10	0	1	0
Anthony Rhone	12	40	27	67	5.6	4.0	8	1.5	5	1	0	1	0
Jordan Wyatt	13	40	5	45	4.5	4.5	15	1.0	5	8	0	2	0
Jordan Williams	13	43	14	57	4.2	1.5	10	0	0	0	0	0	0
T. Williams	13	15	16	31	2.4	2.5	3	0	0	0	0	0	0
Mason Gentry	10	14	17	31	3.1	2.0	15	2.0	15	2	0	0	0
Cedric Lancaster	10	19	8	27	2.8	3.0	6	0	0	0	0	0	0
Delano Robinson	10	21	8	29	2.9	3.0	6	0	0	0	0	0	0
Pono Davis	13	13	13	26	2.0	4.0	13	2.0	11	0	0	0	0
Shaine Haley	13	17	6	23	1.8	0	0	0	0	0	1	0	0
RC Cox	6	14	8	22	3.7	0	0	4.5	28	0	0	0	0
Iverson Neals	12	9	10	19	1.6	8.5	37	4.5	28	0	0	0	0
Delonte Scott	10	14	5	19	1.9	6.0	28	2.5	20	0	1	0	0
Christian Davis	12	13	5	18	1.5	2.0	7	0	0	2	0	0	0
Elijah McQueen	13	13	4	17	1.3	0	0	0	0	0	0	0	0
Kevin Johnson	11	11	4	15	1.4	0	0	0	0	0	0	0	0
Demetrius Gary	10	10	5	15	1.5	1.5	12	0	0	1	0	1	0
Dimarva Mixon	6	10	5	15	2.5	2.5	6	1.5	5	0	0	0	0
Eric Sutton	11	12	2	14	1.2	0	0	0	0	0	0	0	0
Matt McVey	6	7	1	8	1.3	0	0	0	0	0	0	0	0
William Jeanlys	6	7	1	8	1.3	0	0	0	0	0	0	0	0
Shelby Walker	13	8	0	8	0.6	0	0	0	0	0	0	0	0
Nick Horton	11	7	0	7	0.6	2.0	7	1.0	0	0	0	0	0
Justin Gray-Robinson	13	4	0	4	0.3	0	0	0	0	0	0	0	0
Myron Galliard	13	4	0	4	0.3	0	0	0	0	0	0	0	0
Myles Duke	8	3	0	3	0.4	0	0	0	0	0	0	0	0
Kayce Medlock	12	2	0	2	0.2	0	0	0	0	0	0	0	0
Michael Badojo	13	1	0	1	0.1	0	0	0	0	0	0	0	0
Jordan Ward	6	2	1	3	0.5	2.0	4	0	0	0	0	0	0
Chris Biggins	11	0	3	3	0.3	0	0	0	0	0	0	0	0
Colin Rock	10	2	0	2	0.2	0	0	0	0	0	0	0	0
Ben Hicks	13	2	0	2	0.2	0	0	0	0	0	0	0	0
Courtland Sutton	13	2	0	2	0.2	0	0	0	0	0	0	0	0
Trey Quinn	13	2	0	2	0.2	0	0	0	0	0	0	0	0
Hunter Thedford	8	1	0	1	0.2	0	0	0	0	0	0	0	0
Josh Williams	13	0	1	1	0.1	0	0	0	0	0	0	0	0
Kevin Thomas	9	1	0	1	0.1	0	0	0	0	0	0	0	0
James Proche	12	0	1	1	0.1	0	0	0	0	0	0	0	0
Colin Rock	12	0	1	1	0.1	0	0	0	0	0	0	0	0
TEAM	6	0	0	0	0.0	0	0	0	0	0	0	0	0
SMU	13	601	260	861	66.2	90	336	31	168	41	8	11	1
OPPONENTS	13	596	204	800	61.5	72	246	23	144	54	8	6	0

INTERCEPTIONS	NO	YDS	AVG	TD	LP
Jordan Wyatt	4	165	41.25	2	85
Mikael Onu	2	0	0.0	0	0
Demetrius Gary	1	0	0.0	0	0
Kyrin Mitchell	1	0	0.0	0	0
Rodney Clemons	1	0	0.0	0	0
Delano Robinson	1	0	0.0	0	0
Christian Davis	1	0	0.0	0	0
Elijah McQueen	1	0	0.0	0	0
SMU	12	168			
OPPONENTS	13	226			

PUNTING	NO	YDS	AVG	LP	BLK
Jamie Sackville	59	2,396	40.6	64	0
SMU	59	2,396	40.6	64	0
OPPONENTS	47	1,886	40.1	57	1

KICKING	XP	2PT	FG
Josh Williams	4/4	0	14/20
Kevin Robledo	13/14	0	1/1
Ben Hicks	1	1	1
Trey Quinn	0	0	0
SMU	57-63	1-1	15-21
OPPONENTS	57-58	3-4	14-19

2018 (5-7)

9/1	at North Texas (Stadium)	29,519	L	23-46
9/7	TCU [16/NR] (ESPN2)	24,216	L	12-42
9/15	at Michigan [19/NR] (Big Ten)	110,549	L	20-45
9/22	Navy (ESPN3)*	17,531	W (OT)	31-30
9/29	HBU (ESPN3)	18,983	W	63-27
10/6	at UCF [12/NR] (ESPN3) *	40,856	L	20-48
10/20	at Tulane (ESPN3) *	13,987	W	27-23
10/27	Cincinnati [17/NR] (CBSSN) *	16,121	L (OT)	20-26
11/3	Houston [17/NR] (ESPN3) *	23,654	W	45-31
11/10	at Connecticut (ESPN3) *	19,096	W	62-50
11/16	Memphis (ESPN2) *	15,794	L	18-28
11/24	at Tulsa (CBSSN) *	17,159	L	24-27

Home games at Gerald J. Ford Stadium

Total Avg: 28,955 - Home Avg: 19,363

Coach: Sonny Dykes

Captains: Ben Hicks, Jordan Wyatt & Game Captains

TEAM STATS

	SMU	Opponents
First Downs	240	281
(Rushing)	75	133
(Passing)	135	129
(Penalty)	30	19
Rushing Att. - Yds.	401-1,386	547-2,381
Rushing Yds. / Game	115.5	198.4
Pass Comp. - Att. - Int.	268-468-8	241-384-11
Passing Yds.	3,260	2,795
Passing Yds. / Game	271.7	232.9
Offense Plays - Yds.	869-4,646	931-5,176
Punting - Yds. - Avg.	70-2,788-39.8	53-2,358-44.5
Fumbles - Lost	21-7	22-11
Penalties - Yds.	63-550	81-799
Sacks - Yds.	25-164	31-245
3rd Down	61-185	94-196
3rd Down %	33%	48%
4th Down	20-34	14-21
4th Down %	59%	67%
Time of Possession	27:14	32:46



OUTLOOK	PLAYERS	COACHES	OPPONENTS	REVIEW	RECORDS	HISTORY	MEDIA
---------	---------	---------	-----------	--------	---------	---------	-------

2019 (10-3)

8/31	at Arkansas State (ESPN+)	22,076	W	37-30
9/7	North Texas (ESPN3)	22,766	W	49-27
9/14	Texas State (ESPN3)	17,469	W	47-17
9/21	at TCU [25/NI] (FS1)	41,250	W	41-38
9/28	at USF [NR/VI] (ESPN2) *	28,850	W	48-21
10/5	Tulsa [NR/24] (ESPN2) *	28,142	W	43-37 (3OT)
10/19	Temple [RV/19] (ESPN2) *	23,132	W	45-21
11/2	at Memphis [24/15] (ABC) *	59,506	L	48-54
11/9	ECU [NR/23] (ESPN2) *	29,528	W	59-51
11/23	at Navy [NR/21] (CBSSN) *	33,732	L	28-35
11/30	Tulane [NR/VI] (ESPN2) *	20,761	W	37-20

Boca Raton Bowl

12/21	at FAU [RV/VI] (ABC)	23,187	L	28-52
-------	----------------------	--------	---	-------

Home games at Gerald J. Ford Stadium

Total Avg: 28,841 - Home Avg: 23,633

Coach: Sonny Dykes

Captains: Shane Buechele, Rodney Clemons, Richard Moore, James Proche

TEAM STATS

	SMU	Opponents
First Downs	322	302
(Rushing)	119	105
(Passing)	167	167
(Penalty)	41	30
Rushing Att. - Yds.	534-2,351	522-2,033
Rushing Yds. / Game	180.8	156.4
Pass Comp. - Att. - Int.	313-503-11	289-462-9
Passing Yds.	4,017	3,752
Passing Yds. / Game	309.0	288.6
Offense Plays - Yds.	1,037-6,368	1,004-5,785
Punting - Yds. - Avg.	64-2,499-39.0	63-2,695-42.8
Fumbles - Lost	15-6	25-12
Penalties - Yds.	83-743	101-964
Sacks - Yds.	51-320	17-108
3rd Down	93-212	79-210
3rd Down %	44%	38%
4th Down	22-30	15-32
4th Down %	73%	47%
Time of Possession	28:52	31:08

SCORING BY QUARTERS

Team	1st	2nd	3rd	4th	OT	Total
SMU	128	149	97	157	13	544
Opponents	55	122	127	123	7	434

Average Points Scored

SMU -- 41.8

Opponent -- 33.4

2020 (7-3)

9/5	at Texas State [NR/VI] (ESPN)	W	31-24
9/11	at TCU	Cancelled	
9/19	at North Texas [NR/VI] (CBSSN)	W	65-35
9/26	Stephen F. Austin [NR/VI] (ESPN+)	W	50-7
10/3	Memphis [25/VI] (ESPN2) *	W	30-27
10/16	at Tulane [NR/17] (ESPN2) *	W	37-34 (OT)
10/24	Cincinnati [9/16] (ESPN2) *	L	13-42
10/31	at Navy [NR/22] (CBSSN) *	W	51-37
11/7	at Temple [NR/18] (ESPN2) *	W	47-23
11/14	at Tulsa [RV/19] (ESPN2) *	L	24-28
11/28	at ECU [NR/VI] (ESPN+)	L	38-52
12/5	Houston *	Cancelled	

Frisco Bowl

12/19	UTSA	Cancelled	
-------	------	-----------	--

Home games at Gerald J. Ford Stadium

Total Avg: 5,753 Home Avg: 7,898

Coach: Sonny Dykes

Captains: Shane Buechele, Hayden Howerton, Reggie Roberson Jr., Delano Robinson, Brandon Stephens

TEAM STATS

	SMU	Opponents
First Downs	251	228
(Rushing)	95	98
(Passing)	127	115
(Penalty)	29	15
Rushing Att.-Yds.	377-1,765	428-1,803
Rushing Yds./Game	176.5	180.3
Passing Comp.-Att.-Int.	246-376-6	186-320-7
Passing Yds.	3180	2419
Passing Yds./Game	318.0	241.9
Total Offense	4,945	4,222
Punts-Yards-Avg.	34-1,302-38.3	51-2,242-44.0
Fumbles-Lost	10-6	17-10
Penalties - Yds.	68-590	76-676
3rd Down	69-147	66-152
3rd Down %	47%	43%
4th Down	77-18	13-22
4th Down %	39%	59%
Time of Possession/Game	29:36	30:24

SCORING BY QUARTERS

Team	1st	2nd	3rd	4th	OT	Total
SMU	98	102	96	87	3	386
Opponents	65	89	66	89	0	309

Average Points Scored

SMU -- 38.6

Opponent -- 30.9

INDIVIDUAL STATS								
PASSING	GP	CMP	ATT	INT	PCT	YDS	TD	LP
Shane Buechele	13	307	490	10	62.7	3,923	34	75
Derek Green	3	1	3	1	33.3	0	0	0
Terrance Gipson	2	3	3	0	100.0	56	0	30
Ke Mon Freeman	13	0	2	0	50.0	2	1	2
James Proche	13	0	2	0	0.0	0	0	0
Tyler Page	13	1	2	0	50.0	30	0	30
SMU	13	313	503	11	62.2	4,017	35	75
OPPONENTS	13	289	482	9	60.0	3,752	34	96
RECEIVING	GP	REC	YDS	AVG	TD	LP		
James Proche	13	111	1,225	11.0	15	52		
Reggie Roberson, Jr.	8	43	803	18.7	6	75		
Kylen Granson	13	43	721	16.8	9	58		
Myron Galliard	11	26	250	9.6	1	43		
Rashee Rice	10	25	403	16.1	1	61		
Xavier Jones	13	20	90	4.5	2	12		
Tyler Page	13	13	198	15.2	0	40		
CJ Sanders	17	11	153	13.9	0	39		
Ke Mon Freeman	13	6	37	6.2	0	14		
Ryan Becker	13	4	30	7.5	1	20		
Judah Bell	4	4	31	6.8	0	23		
TJ McDaniel	11	3	51	10.3	0	23		
Ulysses Bentley IV	4	1	30	30.0	0	30		
Calvin Wiggins	2	1	13	13.0	0	13		
TalMenk Williams	6	1	5	5.0	0	5		
Tyler Lavine	13	1	1	1.0	0	1		
SMU	13	313	4,017	12.8	35	75		
OPPONENTS	13	289	3,752	13.0	34	96		
RUSHING	GP	ATT	NET	AVG	TD	LP		
Xavier Jones	13	244	1,276	5.2	23	64		
Ke Mon Freeman	13	122	517	4.2	5	68		
TJ McDaniel	11	41	236	5.8	3	48		
Shane Buechele	13	64	105	1.6	2	28		
Derek Green	3	3	39	13.0	0	17		
Tyler Lavine	13	9	38	4.2	1	16		
Terrance Gipson	2	7	17	5.3	0	11		
Ulysses Bentley IV	4	7	36	5.1	0	12		
Merck Pierce	5	10	31	3.1	1	7		
TalMenk Williams	6	10	25	2.5	0	5		
James Proche	13	4	18	4.5	0	12		
Kylen Granson	13	2	11	5.5	0	6		
Reggie Roberson, Jr.	8	2	7	3.5	0	6		
CJ Sanders	13	2	4	2.0	0	3		
William Brown	1	1	0	0.0	0	1		
Rashee Rice	10	1	1	1.0	0	0		
TEAM	4	5	-30	-6.0	0	0		
SMU	13	534	2,351	4.4	35	68		
OPPONENTS	13	522	2,033	3.9	16	78		
KICKOFF RETURNS	NO	YDS	AVG	TD	LP			
CJ Sanders	33	949	28.8	2	100			
Tyler Page	5	127	25.4	0	44			
Tyler Lavine	3	29	9.7	0	13			
Michael Salerno	1	0	0.0	0	0			
James Proche	1	16	16.0	0	16			
SMU	43	1,121	26.1	2	100			
OPPONENTS	63	1,135	18.0	1	97			
PUNT RETURNS	NO	YDS	AVG	TD	LP			
James Proche	17	164	9.6	0	20			
CJ Sanders	5	16	3.2	0	21			
Tyler Page	1	6	6.0	0	6			
SMU	23	186	8.1	0	21			
OPPONENTS	14	67	4.8	0	23			
PUNTING	NO	YDS	AVG	LP	BLK			
Trevor Denbow	43	1,662	38.7	72	0			
Warren Scott	8	327	40.9	59	0			
Shane Buechele	7	272	38.9	33	0			
James Saville	5	199	39.8	49	0			
Luke Hogan	64	2,489	39.0	79	0			
SMU	64	2,489	39.0	79	0			
OPPONENTS	63	2,695	42.8	75	0			

DEFENSE	GP	SOLO	ASST	TOT	AVG	TFL	YDS	SACKS	YDS	PD	FF	FR	SAF
Richard McBryde	13	69	29	98	7.5	9.5	36	3.5	23	1	1	1	0
Patrick Nelson	13	58	22	80	6.2	18.0	109	12.0	85	2	1	1	0
Rodney Clemons	13	49	26	75	6.0	3.0	8	2.0	8	1	1	1	0
Delano Robinson	11	51	25	76	6.9	6.0	21	2.5	16	3	0	1	0
Trevor Denbow	13	39	25	64	4.9	2.0	5	0.5	4	1	0	1	0
Turner Cox	13	33	17	50	3.8	8.2	32	3.0	18	1	0	1	0
Brandon Stephens	10	26	11	37	3.7	7.0	19	1.0	2	1	3	0	0
Delontae Scott	13	29	10	39	3.0	18.0	95	10.0	74	1	3	0	0
Armani Johnson	12	30	9	39	3.3	3.0	6	0.0	0	1	1	0	0
Zach Abercumbria	13	24	14	35	2.7	3.5	7	1.5	5	0	0	0	0
Cobi Davis	12	14	16	30	2.3	4.0	14	2.0	8	0	0	0	0
Robert Hayes, Jr.	12	16	10	26	2.2	2.5	6	0.0	0	1	0	0	0
Chace Cromartie	12	15	7	22	1.8	0.5	1	0.0	0	2	0	0	0
Brian Holloway	12	13	8	21	1.8	2.5	4	0.0	0	0	0	0	0
Chavin Calloway	11	15	5	20	1.8	1.5	4	0.0	0	0	0	0	0
Demerick Gary	13	12	7	19	1.5	7.0	35	5.5	31	2	0	1	0
Gary Wiley	13	10	9	19	1.5	2.5	8	2.5	8	0	0	0	0
Iyoson Neals	13	8	9	17	1.3	3.5	16	1.5	13	0	0	0	0
Richard Moore	3	8	7	15	5.0	0.5	5	0.5	1	1	0	0	0
Shane Hailey	10	7	6	13	1.3	1.0	4	0.0	0	0	0	0	0
Gerri Choute	13	4	9	13	1.0	0	0	0.0	0	0	0	0	0
Elijah Chatham	11	7	4	11	1.0	3.5	9	0.5	3	0	0	0	0
Tyler Lavine	13	7	3	10	0.8	0	0	0.0	0	0	0	0	0
Nelson Paul	13	9	1	10	0.8	3.0	5	1.0	1	1	0	0	0
Jimmy Phillips, Jr.	13	7	2	9	0.7	1.0	2	0.0	0	1	0	0	0
Camron Jones	7	5	3	8	1.1	0	0	0.0	0	0	0	0	0
Eric Sutton	4	5	2	7	1.8	0	0	0.0	0	0	0	0	0
Terrance Newman	12	2	3	5	0.4	1.0	7	1.0	7	0	0	0	0
Toby Ndukwe	11	3	1	4	0.4	3.0	19	3.0	19	0	0	0	0
Judah Bell	4	4	0	4	0.4	0	0	0.0	0	0	0	0	0
Trevon Johnson	9	1	3	4	0.4	0	0	0.0	0	0	0	0	0
Michael Salerno	9	2	2	4	0.4	0	0	0.0	0	0	0	0	0
Donald Clay	3	3	0	3	1.0	0	0	0.0	0	0	0	0	0
Harrison Loveless	3	0	0	0	0.0	0	0	0.0	0	0	0	0	0
Austin Upshaw	10	2	0	2	0.2	0	0	0.0	0	0	0	0	0
Justin Guy-Robinson	9	2	0	2	0.2	0	0	0.0	0	0	0	0	0
Myron Galliard	11	2	0	2	0.2	0	0	0.0	0	0	0	0	0
Chris Rogers	10	2	0	2	0.2	0	0	0.0	0	0	0	0	0
Rashee Rice	10	2	0	2	0.2	0	0	0.0	0	0	0	0	0
IC Rispress	9	7	0	7	0.8	0	0	0.0	0	0	0	0	0
Luke Hogan	9	7	0	7	0.8	0	0	0.0	0	0	0	0	0
James Proche	13	2	0	2	0.2	0	0	0.0	0	0	0	0	0
Kylen Granson	13	1	0	1	0.1	0	0	0.0	0	0	0	0	0
Shane Buechele	13	0	0	0	0.0	0	0	0.0	0	0	0	0	0
Roderick Robinson, Jr.	4	0	1	1	0.3	0	0	0.0	0	0	0	0	0
Kwame Jones	4	0	1	1	0.3	0	0	0.0	0	0	0	0	0
Javlon Thomas	13	0	0	0	0.0	0	0	0.0	0	0	0	0	0
Cole Voyles	13	0	1	1	0.1	0	0	0.0	0	0	0	0	0
Terrance Oquendo	6	0	0	0	0.0	0	0	0.0	0	0	0	0	0
Breana Robinson, Jr.	6	0	0	0	0.0	0	0	0.0	0	0	0	0	0
Armando Fitz	10	0	0	0	0.0	0	0	0.0	0	0	0	0	0
Will Jones	13	0	0	0	0.0	0	0	0.0	0	0	0	0	0
SWU OPPONENTS	13	615	314	929	71.5	111	465	51	320	56	11	12	0
	13	634	322	956	73.5	116	476	52	328	56	7	6	1
INTERCEPTIONS	NO	YDS	AVG	TD	LP								
Rodney Clemons	4	2	0	0	4								
Armani Johnson	2	64	32.0	1	58								
Chavin Calloway	1	2	2.0	0	2								
Terrance Newman	1	2	2.0	0	2								
Patrick Nelson	1	15	15.0	0	19								
SWU	9	91	10.1	1	64								
OPPONENTS	11	150	13.6	0	51								
KICKING	XP	2PT	FG										
Kevin Roldado	41	1	10										
Russell Roberts	10	1	1										
Luke Hogan	6	9	1										
Shane Buechele		3	3										
Tyler Page		1	1										
Ke Mon Freeman		1	1										
Javlon Thomas		1	1										
Warren Scott		0	0										
OPPONENTS	58-65	6-7	12-16										
	20	2	20										



THE HISTORY OF SMU FOOTBALL

1910s

On the morning of Sept. 14, 1915, coach Ray Morrison held his first practice, thus marking the birth of the SMU football program. Morrison came to the school in June of 1915 when he became the coach of the University's football, basketball, baseball and track teams, as well as an instructor of mathematics. A former All-Southern quarterback at Vanderbilt, Morrison immediately installed the passing game at SMU. A local sportswriter nicknamed the team "the Parsons" because the squad was composed primarily of theology students. SMU was a member of the Texas Intercollegiate Athletic Association, which ruled that neither graduate nor transfer students were eligible to play. Therefore, the first SMU team consisted entirely of freshmen. The Mustangs played their first game Oct. 10, 1915, dropping a 43-0 decision to TCU in Fort Worth. SMU bounced back in its next game, its first at home, to defeat Hendrix College, 13-2. Morrison came to be known as "the father of the forward pass" because of his use of the passing game on first and second downs instead of as a last resort.

- During the 1915 season, the Mustangs posted a record of 2-5 and scored just three touchdowns while giving up 131 points. SMU recorded the first shutout in school history with a 7-0 victory over Dallas University that year.
- SMU finished the 1916 season 0-8-2 and suffered its worst loss ever, a 146-3 drubbing by Rice. The Mustangs were outscored, 455-27, by their opponents while managing ties against Austin College (0-0) and Southwestern (9-9). Ray Morrison left SMU following the 1916 season to work with the Army YMCA at Fort Oglethorpe, Ga., as Director of Sports and Recreation. He returned to SMU in 1920 to organize a Department of Physical Education.
- J. Burton Rix became the second head football coach in 1917 and guided SMU to its first winning season (3-2-3).
- In 1918, SMU became a member of the Southwest Conference, joining Baylor, Rice, Texas, Texas A&M, Arkansas and Oklahoma A&M (which later became Oklahoma State).

Record for the decade: 14-21-6



Ray Morrison was SMU's first football coach and also coached the basketball, baseball & track teams on the Hilltop



Ownby Stadium was built in 1926

1920s

The 1920s brought the first two Southwest Conference football championships and a new stadium to the Hilltop. After Rix led the Ponies to a combined 4-11-3 record in the decade's first two years, Ray Morrison returned as coach in 1922 and guided SMU to the first of 10 consecutive winning seasons. Sportswriters billed the Mustangs the "Aerial Circus," in reference to Morrison's passing offense. At a time when most teams threw the ball five or six times per game, SMU passed between 30 and 40 times per contest. The Mustangs recorded a perfect 9-0 mark and won the school's first conference title one year later in 1923.

In 1926, Ownby Stadium was built, named after SMU alumnus and strong supporter of athletics Jordan C. Ownby. SMU defeated North Texas State Teachers College, 42-0, Sept. 24, 1926, in the first game at Ownby. Quarterback Gerald Mann, known as "The Little Red Arrow" because of his strong, accurate passing, was a member of the first Mustang team to play in Ownby Stadium and, as part of his scholarship chores, helped plant the grass on the stadium playing field. SMU steamrolled over its first three opponents that year, shutting out North Texas State, Trinity and Centenary by a combined score of 127-0. Missouri was the only roadblock for the Mustangs in their 8-0-1 season, managing a 7-7 tie.

- In 1922, end Gene Bedford and back Logan Stollenwerck were named first-team All-Southwest Conference, becoming the first Mustang players to achieve that honor. Bedford became the first player from SMU to play professionally when he played for the Rochester Jeffersons in 1925.
- The Mustangs made their first bowl appearance in 1924, playing against West Virginia Wesleyan in the Dixie Classic on New Year's Day. The game, played at Fair Park Stadium in Dallas, was the predecessor to the Cotton Bowl. WVW spoiled SMU's 18-game unbeaten streak with a 9-7 victory.
- In the spring of 1926, Morrison decided that it would be important to find a left-handed quarterback for the upcoming Southwest Conference season. Gerald Mann, who was the Mustangs' right-handed quarterback, told Morrison that he would have his left-handed quarterback before the season began. Not eager to lose his duty as signal-caller, Mann reported to fall practice ready to throw left-handed.

- Guard Choc Sanders became SMU's first All-America player in 1928. Sanders was also the Southwest Conference's first All-America selection. Tackle Marion Hammon became the Mustangs' second All-American one year later.


Record for the decade: 56-22-16

1930s

The Mustang football program continued its rapid ascent to national prominence during the 1930s. SMU won its first national championship in 1935 after posting a 12-win season under the guidance of first-year head coach Matty Bell. Known as a player's coach, Bell brought discipline to his team, and he spent time listening and talking to his players. Fullback Harry Shuford and tackle Truman "Big Dog" Spain were two prominent players on the national championship team. A tri-captain, Shuford was the Mustangs' best running back during the 1935 season, but injury forced him to miss the season's most critical contest.



Matty Bell led SMU to the 1935 National Title and later coached Doak Walker to the Heisman Trophy



SMU and Stanford fans packed the 1936 Rose Bowl

The Mustangs, ranked No. 1 in the country, played second-ranked TCU and its star quarterback, Sammy Baugh, for the unofficial national championship and the right to play in the Rose Bowl Jan. 1, 1936, against Stanford. Bobby Wilson scored two touchdowns to give SMU a 14-0 lead before Baugh rallied the Horned Frogs to a 14-14 tie. Early in the fourth quarter, Bob Finley connected on a long pass to Wilson after the Mustangs faced a fourth down at the TCU 39. Wilson caught the ball at the five and rolled into the end zone as the Mustangs held on to win, 20-14, and earned a trip to the Rose Bowl. Despite entering the game as heavy favorites, the Ponies were upset by Stanford, 7-0, with quarterback Bill Paulman scoring the game's only touchdown on a first-quarter run. While the loss constituted the only blemish on a 12-1 season, SMU was able to pay off its 10-year debt on Ownby Stadium with the check the University received from competing in the Rose Bowl.

- Prior to becoming the head coach at SMU in 1935, Matty Bell served as the head coach at TCU (1923-1928) and Texas A&M (1929-33). Bell arrived at SMU in 1934 and served one season as the line coach.
- Three SMU players earned All-America status in 1935: tackle Truman Spain, guard J.C. Wetsel and back Bobby Wilson. Wilson, who scored all three Mustang touchdowns in the dramatic 20-14 win over TCU, went on to play one year of pro football for the Brooklyn Dodgers in 1936.

- SMU won its third Southwest Conference championship in 1931 after finishing the season with a 9-1-1 mark. The Mustangs struggled the next two seasons, posting a 3-7-2 record in 1932 and a 4-7-1 record in 1933.
- Harry Shuford was drafted by the Philadelphia Eagles in 1936 and, despite the team's efforts to sign him to a contract, opted to attend law school at SMU. Shuford overcame the prevailing thought that a football player could not succeed in law school and finished first in his class in 1939.

Record for the decade: 64-38-9

1940s

While the 1930s established SMU's position on the national football map, the 1940s ensured its permanent inclusion. A conference co-championship in 1940 served as a solid beginning to the new decade, but was followed by six consecutive losing seasons from 1941 through 1946. World War II resulted in the loss of Bell for three years (1942-45) when he left the Hilltop to join the Navy reserves. Bell returned to SMU in 1945 and took on an additional role as the University's athletic director. The 1947 season brought new hope and the emergence of a legend in Doak Walker. The only three-time All-American in SMU history, Walker led the Mustangs to consecutive Southwest Conference championships in 1947 and 1948. Over the course of his

career at SMU, Walker rushed for 1,954 yards, passed for 1,638 yards, scored 288 points, punted for a 39.4 average, and kicked field goals and extra points. He is also the Mustangs' all-time leader in punt return yards with 750. Walker's exploits earned him the Heisman Trophy in 1948 and led to his number, 37, being retired at SMU. Led by Walker, Kyle Rote, Dick McKissack and Paul Page, the Mustang backfield combined hard running with tricky reverse and gadget plays to wreak havoc on opposing defenses in the latter part of the decade.

- Walker was a high school teammate of Bobby Layne at Highland Park High School in Dallas. The two were matched against each other in Walker's first collegiate game in 1945 when Layne was the quarterback at Texas. Although UT won the game, 12-7, Walker scored the Mustangs' only touchdown and kicked the extra point. Walker and Layne were reunited as teammates when both played for the Detroit Lions in the early 1950s.
- After playing their home games since 1926 at Ownby Stadium, the Mustangs moved to the Cotton Bowl in 1948 and remained there for 31 years. For almost a half-century, the last game played at Ownby was Oct. 2, 1948, when SMU defeated Texas Tech, 41-6. Because of his immense popularity, the Cotton Bowl became known as "The House That Doak Built."
- Following the 1947 and 1948 seasons, SMU played in back-to-back Cotton Bowls. The Mustangs were matched against Penn State in the 1948 game, tying the Nittany Lions, 13-13. Walker threw a 53-yard touchdown pass and scored on a two-yard run, but Penn State's Elwood Petchel matched Walker by tossing scoring passes of 38 and six yards. The 1949 Cotton Bowl paired SMU with Oregon and its star quarterback, Norm Van Brocklin. The Mustangs won 21-13.

Record for the decade: 58-46-10

1950s

After playing alongside Doak Walker the previous two seasons, Kyle Rote was given his chance to be the featured back in 1950. Rote, who led the Southwest Conference with 777 yards rushing in 1949, was named an All-American following the 1950 season.

As the Walker-Rote era came to an end, so began a new period of Mustang gridiron greatness including Fred Benners, Forrest Gregg, Raymond Berry and Don Meredith. One of the most prolific passers in Mustang history, Benners completed 109 passes in 108 minutes played in 1950. A two-time All-Southwest Conference selection, Forrest Gregg was a two-way player at both offensive and defensive tackle from 1952-55. At first, he was not offered a full scholarship by SMU upon graduation from Sulphur Springs High School, and was leaning toward attending Texas A&M. However, chief recruiter Herman "Sleepy" Morgan, recognizing Gregg's infinite potential, ultimately lured him to the Hilltop with an offer of a full scholarship. Despite the fact that Berry caught just 11 passes for 144 yards during his junior season and had never started a game in his career, his teammates elected him as a co-captain in 1954. With that vote of confidence, Berry went on to earn All-Southwest Conference and Academic All-America accolades. He was a 20th-round draft choice of the Baltimore Colts in 1955 and was elected to the Pro Football Hall of Fame in 1973. Don Meredith was a two-time All-American in 1958 and 1959, and his 61% career completion percentage is still among the greatest of any passers in Mustang history. One of his best attributes was his running ability, which increased the pressure on opposing defenses.



Kyle Rote (44) was named an All-American following the 1950 season



- After Bell decided to relinquish his duties as head football coach to devote himself full-time to his responsibilities as athletic director, three different head coaches guided the Mustangs in the 1950s: H.N. "Rusty" Russell (1950-52), Chalmer Woodard (1953-56) and Bill Meek (1957-61). Bell's 127 career wins and 65.3% winning percentage are among the best in SMU's coaching records.
- While Meek's teams won just 17 of 50 games during his tenure, he was responsible for installing an early version of the Run-and-Shoot offense during Don Meredith's sophomore season. Meek employed a spread formation, using a receiver wide to each side and one in the slot on each side.
- In his first varsity season in 1957, Meredith set an SWC single-season record by connecting on 71 of 102 passes for a .696 completion percentage. During his Mustang career, Meredith also returned kickoffs, punted and kicked.
- Quarterback Fred Benners led the Mustangs to perhaps their greatest win of the decade when he completed 22 of 42 passes for 336 yards to beat Notre Dame, 27-20, in South Bend Oct. 13, 1951.

Record for the decade: 47-48-5

1960s

The first two years of the decade found the Mustangs shackled with mounting losses and sagging attendance. In 1960, SMU finished 0-9-1 and average home attendance fell below 30,000 for the first time since 1946.

Following a 2-7-1 season in 1961, SMU introduced Hayden Fry as the Mustangs' eighth head coach. Fry lifted SMU back to national prominence in 1966, when SMU was ranked ninth in the nation and won its first conference championship in 18 years. Jerry LeVias became the first African-American player in the Southwest Conference to receive an athletic scholarship in 1965 after choosing SMU largely because of its accounting program. As a senior in 1968, LeVias caught 80 passes for a school-record 1,131 yards when he was selected both an All-American and Academic All-American. Combined with quarterback Chuck Hixson, LeVias helped lead the Mustangs to a 28-27 win over Oklahoma in the 1968 Astro-Bluebonnet Bowl, giving SMU its first bowl victory since the 1949 Cotton Bowl. Hixson was just a sophomore in 1968, but he finished the season as the nation's leading passer by completing 265 of 468 attempts for 3,103 yards.



John Roderick (23) scored twice in SMU's upset of fourth-ranked Navy in 1963



Under Hayden Fry, Chuck Hixson set numerous records on the Hilltop

October 11, 1963, provided the SMU football program with perhaps its most memorable game when the Mustangs hosted fourth-ranked Navy and its heralded quarterback, Roger Staubach at the Cotton Bowl. On its way to a 4-7 season, SMU was given little chance to beat the Midshipmen. Little-known sophomore John Roderick rushed for 146 yards on 11 carries and scored on touchdown runs of 45 and two yards for the Mustangs. The SMU defense, led by Bob Oyler, Martin Cude, Bill Harlan, Harold Magers and Doug January, sent Staubach to the bench twice with a dislocated left shoulder. Trailing, 28-26, with 2:52 remaining in the game, SMU had one last chance to pull off the upset. Quarterback Danny Thomas threw to Billy Gannon, who ran to the Navy 46. On the next play, Roderick took a pitchout 23 yards to the 23. After a pass interference penalty against Navy put the ball on the one-yard line, Gannon plowed over the right tackle for the winning touchdown with 2:05 left. The SMU defense held off Staubach's valiant effort to rally his team for one last score, as the Mustangs pulled off the 32-28 upset.

- Jerry LeVias and John LaGrone were the only three-time All-SWC selections of the decade. LaGrone was also the first Mustang player to be selected as both an All-American and Academic All-American when he was honored following the 1966 season.
- Led by LeVias and Chuck Hixson, the 1968 Mustangs eclipsed the 300-point barrier for the first time in school history, scoring 311 points. In addition to his 1,131 receiving yards, LeVias set school records for receptions in a game (15 vs. Ohio State) and receiving yards in a game (213 vs. N.C. State).

Record for the decade: 35-65-3

1970s

Over the course of the 1970s, the SMU football program was shaped by outstanding individual performances and the birth of "Mustang Mania" on the Hilltop.

Chuck Hixson ended his SMU career in 1970 as the Mustangs' career leader in total offense with 7,179 yards. Alvin Maxson helped fill the void left by Hixson's absence by becoming the first Mustang to rush for 1,000 yards in consecutive seasons when he rushed for 1,012 in 1971 and 1,005 in 1972. In the process, he helped the Mustangs to back-to-back winning seasons for the first time since 1958-59.

Defensively, Robert Popelka, Louie Kelcher and Putt Choate starred for the Mustangs in the 1970s. All three were two-time All-Southwest Conference performers during their careers at SMU.

Ron Meyer was hired as SMU's 10th head coach in January of 1976 and was given the responsibility of establishing a championship reign on the Hilltop. His ability to recruit players such as Mike Ford and Emanuel Tolbert helped build the foundation of "Mustang Mania." A highly-touted quarterback recruit from Mesquite High School, Ford was the nation's second-ranked passer in 1978, when he threw for 3,007 yards. His main target was Tolbert, an All-American with blazing speed.

Home attendance jumped from 26,000 to 52,000 in 1978 and "Mustang Mania" ushered a new era in SMU football the following season, when the Mustangs began playing all of their home games at Texas Stadium.

Accompanying the move to a new stadium in 1979 was a freshman class which would lift SMU football to new heights. Freshmen Eric Dickerson and Craig James combined to rush for 1,239 yards in 1979, and the "Pony Express" was born.

- Tailback Arthur Whittington finished second in the nation in all-purpose running to Pittsburgh's Tony Dorsett in 1976 with 167.5 yards a game. Whittington finished his SMU career in 1977 as the Mustangs' all-time leader in kickoff return yards with 1,649.
- A four-year starter from 1973-76, Ricky Wesson became the first Mustang quarterback to accumulate more yards rushing than passing in a single season in 1974. Wesson rushed for 885 yards while passing for 688. He became the fourth player in SMU history to lead the Mustangs in rushing and passing in the same season.
- Putt Choate became the first Mustang defender to record more than 200 tackles in a season when he made 253 in 1978. Choate finished his career with 649 stops.
- Despite coming from different backgrounds, Eric Dickerson and Craig James shared similar success before arriving at SMU. Both led their high schools to undefeated 15-0 seasons and state championships as seniors. In three years at Sealy High School, Dickerson rushed for 5,875 yards and 84 touchdowns. James collected 2,411 yards and 35 TDs during his senior season at Stratford High School in Houston.

Record for the decade: 48-59-3




The "Miracle Man" Bobby Leach scores on a 91-yard kickoff return to give SMU a 34-27 win over Texas Tech

1980s

There was a great deal of optimism surrounding the SMU football program in 1980. Eric Dickerson and Craig James gave the Mustangs one of the nation's top backfield duos and Mike Ford returned to the team after a knee injury limited him to just two starts in 1979. Leading the defense were future All-Americans John Simmons and Harvey Armstrong. The Mustangs parlayed their talent into an 8-4 record and the school's first national ranking (20th) since 1968. A 10-1 record the following season vaulted the Ponies to their second National Championship and their first conference title in 16 years, as a new quarterback took the reigns of the Pony Express. Lance McIlhenny was the perfect leader for SMU's option attack, using his running ability and leadership capabilities to guide the Mustangs to a 34-5-1 record after becoming the starting quarterback in the seventh game of his freshman season in 1980. After Ron Meyer was named head coach of the New England Patriots prior to the 1982 season, Southern Mississippi coach Bobby Collins was named the Mustangs' new head coach. Dickerson, James and McIlhenny led SMU to an 11-0-1 record and its second-consecutive National Championship in 1982, highlighted by a victory over Pittsburgh and its star quarterback, Dan Marino, in the Cotton Bowl. With the loss of Dickerson and James to the National Football League in 1983, the Mustangs found a capable replacement in Reggie Dupard, a tailback from New Orleans whose blazing speed made him the first SMU running back to gain over 1,000 yards in three consecutive seasons. Dupard was the nation's eighth-leading rusher in 1985 with 1,278 yards, and he became a first-round draft choice by the New England Patriots the following spring.

After NCAA sanctions forced the cancellation of the 1987 season and University officials cancelled the 1988 campaign, SMU welcomed one of its former gridiron greats back to lead the resurrection of the Mustang football program. Forrest Gregg returned to accept what he called "the ultimate challenge" when he was named as the Ponies' head coach Jan. 14, 1988, after having coached the Green Bay Packers since 1984. He was given the responsibility of guiding a team consisting of 74 freshmen,

16 of whom were starters. One of those freshmen was quarterback Mike Romo who, on Feb. 10, 1988, became the Mustangs' first signee since 1985. Romo engineered one of the most exciting wins in Mustang history when he led SMU from a 17-point deficit in the final five minutes to defeat Connecticut, 31-30, in just the second game of the 1989 season. He completed a four-yard pass to Michael Bowen on the game's final play to give the Ponies their first win since 1986 in a game that came to be known as the "Miracle on Mockingbird."



Eric Dickerson (pictured) and Craig James teamed to form the "Pony Express" from 1979 to 1982

- One of the most memorable plays in SMU football history took place Nov. 13, 1982, when Bobby Leach took a cross-field lateral on a kickoff with 17 seconds left and raced untouched for a 91-yard touchdown to give the Mustangs a 34-27 win over Texas Tech. The play helped preserve the Ponies' undefeated season and forever branded Leach with the nickname of "Miracle Man."
- As a freshman in 1989, Mike Romo broke four school passing records which had stood for over 20 years. Romo set SMU records for yards passing in a game (450), passes completed in a game (40), passes completed in a season (282) and passes attempted in a season (503).
- Jason Wolf set an NCAA freshman record when he caught 61 passes in 1989.
- After playing their home games in Ownby Stadium from 1926-48, the Mustangs returned their home games to the on-campus facility in 1989. SMU hosted Rice in the season opener on Sept. 2, marking the return of Mustang football to Ownby exactly 40 years and 11 months after SMU's last game there.

Record for the decade: 63-28-1

1990s

Forrest Gregg assumed the role of athletic director April 11, 1990, while announcing that he would relinquish his coaching duties following the 1990 season. Tom Rossley, who served as offensive coordinator at SMU from 1988-89, became the 13th head coach in Mustang history in December 1991. The orchestrator of the Mustangs' run-and-shoot offense, Rossley returned to the Hilltop after one season as the quarterbacks coach of the Atlanta Falcons. The Mustangs went 5-6 in 1992 and Rossley was named Southwest Conference Co-Coach of the Year.

Another significant accomplishment occurred that season when Jason Wolf ended his career with 235 receptions, making him the Southwest Conference's career leader in that category.

Mick Rossley then emerged as the Mustangs' top receiving threat. A sure-handed receiver, Rossley broke Jerry LeVias' school record for receptions in a season when he hauled in 83 passes in 1994.

The winds of change swept across the Hilltop following the 1994 season as SMU prepared to begin its 77th and final season of play in the Southwest Conference after announcing that it would accept an invitation to join the Western Athletic Conference beginning in 1996. Coinciding with the final SWC season was the return of SMU football to the Cotton Bowl. After playing most of its home games the previous six seasons at Ownby Stadium, SMU made "The House That Doak Built" its home stadium in 1995. The Mustangs made their return a memorable one when, in the 1995 season opener against eventual SEC Western Division champion Arkansas, Wilbert Mitchell recovered a Razorback fumble on the SMU two-yard line in the game's final minute to preserve a 17-14 win.

The Mustangs showed they could compete in the Western Athletic Conference by fashioning a 4-4 record in their new league. SMU posted a 30-0 victory at UTEP in 1996, marking the Ponies' first shutout win since 1984. The Mustangs also won at Arkansas, exploded for 52 points against New Mexico and upended crosstown rival TCU, 27-24, before a national television (ESPN) audience in the 1996 season finale at the Cotton Bowl.



Mike Cavan was named the 14th head coach of the Mustangs Dec. 20, 1996. Cavan led SMU to a 6-5 overall record in 1997, marking the first winning season for the Mustangs since 1986. After a 1-4 start, SMU won five consecutive games, marking its longest winning streak in 12 years. Cavan was named the WAC Coach of the Year by the Fort Worth Star-Telegram for his efforts in 1997.

Among SMU's victims in 1998 was Metroplex rival and bowl-bound TCU on "Doak Walker Day" at the Cotton Bowl. The game was played in memory of the Mustangs' greatest player, who passed away Sept. 27, 1998, at the age of 71. SMU dedicated its season to Walker, who won the 1948 Heisman Trophy.

- John Stewart became the first SMU All-America selection since Reggie Dupard in 1985 when the Mustang kicker was honored following the 1993 season. A former walk-on who never had attempted a field goal or extra point prior to his senior season in 1993, Stewart converted on all 23 of his extra point attempts, as well as 13 of his 17 field goal attempts, including a 55-yarder.
- Quarterback Ramon Flanigan became SMU's all-time leader in total offense (7,437 yards) and touchdowns responsible for (57) with a solid senior season in 1997. He was granted a sixth year of eligibility prior to 1997 by the NCAA.
- Linebacker Chris Bordano was named the 1997 WAC Mountain Division Defensive Player of the Year after leading the team in tackles with 120. Bordano became just the 10th player in SMU history to be named all-conference three times.
- In 1999, SMU great Eric Dickerson was inducted into the Professional Football Hall of Fame in Canton, Ohio, becoming the fifth Mustang to be enshrined.
- Defensive end Luke Johnson recorded 11.5 sacks in 1999 while helping lead SMU to a 4-6 record, and concluded his career as the program's all-time sack leader with 23.5 sacks from 1996-99.
- In 1999, the Ponies closed another chapter of Mustang football at the Cotton Bowl and prepared to move into their new on-campus home, Gerald J. Ford Stadium, in 2000.

Record for the decade: 31-76-1

Record for the century: 416-403-56

2000s

Sept. 2, 2000, may stand out as the most significant day in the history of the storied SMU football program. That was the date that Mustang football returned to campus with the inaugural game in \$56-million Gerald J. Ford Stadium. SMU christened the facility by whipping Big 12 foe Kansas, 31-17, before a sellout crowd of 32,267. It was the first capacity home crowd for Mustang football since 1990.

Former Kansas State defensive coordinator Phil Bennett was named the 15th head coach in school history Dec. 5, 2001. Bennett's first season on the Hilltop saw one of the greatest statistical rushing seasons ever produced at SMU, as junior back Keylon Kincaide rushed 327 times for 1,279 yards with eight 100-yard rushing games. Kincaide's attempts number was a school season record while his yardage total and number of 100-yard games ranked third on the SMU season lists.



June Jones led SMU to two conference championships (2009, 2010) and four consecutive bowl games (2009-2012), including three wins (2009 Sheraton Hawaii, 2011 BBVA Compass and 2012 Sheraton Hawaii)

The 2002 campaign was also the last for two of the best players in recent SMU history: tight end John Hampton and linebacker Vic Vilorio. Hampton concluded his career as the program's all-time leader in receptions at his position with 114. Vilorio was SMU's leading tackler during his final three seasons and finished his career ranked eighth on the school's all-time tackles list with 372. He earned All-WAC honors three times.

The 2005 season brought a new highlight to SMU football history as the Mustangs stamped into Conference USA. SMU finished the 2005 season with a 5-6 mark, its highest win total in eight seasons. The year was full of highlights such as SMU's first win over a ranked team since 1986, a 3-1 record against bowl teams and a three-game win streak to end the season - SMU's longest since 1999.

In 2006, SMU increased its win total for the third straight season, posted its highest win total in a decade and reached bowl-eligibility. SMU continued to win off the field as well, as the Mustangs received the American Football Coaches Association's 2006 Academic Achievement Award after the school recorded a 100 percent graduation rate.



SMU won its first bowl game in 25 years after a 45-10 victory against Nevada in the 2009 Sheraton Hawaii Bowl

After a disappointing 1-11 season in 2007, Bennett was dismissed as head coach. Former National Coach of the Year June Jones was then lured away from Hawaii to coach the Mustangs, creating a sense of excitement not seen on the Hilltop in decades.

Jones' first season was a record-setting one, with the Mustangs setting numerous passing and receiving marks.

The 2009 season was a true breakthrough. SMU went 8-5, posting the biggest turnaround in the nation, and winning the Conference USA Western Division Co-Championship and Sheraton Hawaii Bowl. It marked SMU's first bowl berth and win in 25 years.

Record for the decade: 34-84

2010s

In 2010, SMU continued its run of success, earning its second-straight bowl berth and claiming another Conference USA Western Division Co-Championship. The season saw running back Zach Line explode for an unexpected 1,494 rushing yards, which ranked 11th in the country and trailed only Eric Dickerson for most single-season rushing yards in SMU history.

The 2011 season produced another eight wins and a BBVA Compass Bowl Championship as SMU thrashed Pitt, 28-6. Along the way, SMU beat rival TCU, giving the Mustangs the coveted Iron Skillet. Line was again among the national leaders before suffering a season-ending foot injury.

The 2012 campaign concluded with another Sheraton Hawaii Bowl Championship, giving SMU three bowl crowns in four years. Line concluded his career as the second-leading rusher in school history and, following the season, Margus Hunt became SMU's highest NFL Draft pick since 1986.

The 2013 season featured seven school records broken and two Mustangs selected in the sixth round of the NFL Draft - cornerback Kenneth Acker (San Francisco 49ers) and quarterback Garrett Gilbert (St. Louis Rams). Gilbert led the nation in total offense prior to getting injured at USF on Nov. 23.



Sonny Dykes is introduced as SMU's head coach in December of 2017

The 2014 Mustangs finished 1-11, but closed the season with a 27-20 comeback win at Connecticut under Interim Head Coach Tom Mason. Deion Sanders, Jr., received first-team all-conference recognition as a kick returner, setting SMU single-game records for kickoff returns (10) and return yards (203) at UCF. Quarterback Matt Davis threw for 855 yards and made five starts, and also added 613 yards on the ground, including the top two quarterback rushing performances in program history - 191 yards on 22 attempts at Connecticut and 181 yards on 28 rushes at Tulsa.

In his first season on the Hilltop (2015), Head Coach Chad Morris engineered an offensive turnaround, as SMU increased its scoring output by 16.7 points per game - the second-largest increase in the nation in 2015. He also developed two of the nation's top freshmen - wide receiver Courtland Sutton and running back Xavier Jones. Sutton was named a Freshman All-American in 2015 after ranking No. 1 among freshmen with nine receiving TDs. He set an SMU freshman record for receiving yards with 862 and tied former SMU standout Emmanuel Sanders for most touchdowns by a freshman, while Jones set an SMU freshman record with 10 rushing TDs, surpassing SMU greats Eric Dickerson and Zach Line. SMU finished 2-10.

Head Coach Chad Morris' second year saw even more improvement, as SMU won five games and came within one win of bowl eligibility. SMU produced a 1,000-yard rusher (Braeden West 1,036) and 1,000-yard receiver (Courtland Sutton 1,246) for the first time since 2011 and had three players with at least 1,000 all-purpose yards for the first time since 2011 (Courtland Sutton, Braeden West, James Proche). Freshman QB Ben Hicks, who was thrust into the starting lineup after preseason starter Matt Davis was lost for the season with a knee injury, threw for 2,930 yards on the season, third-best among all freshmen and eighth-best in a season at SMU. Following the campaign, Justin Lawler, Darrion Millines, Horace Richardson and Courtland Sutton were named first-team All-AAC, the most Mustangs to be named first-team all-conference since 2011.

The Mustangs won seven games in 2017 en route to the 2017 DXL Frisco Bowl, the first bowl appearance since 2012. Trey Quinn led the nation with 8.8 receptions per game and 114 receptions, also an SMU record. The Mustangs were one of only two FBS teams with a 3,000 yard passer (Ben Hicks), a 1,000 yard rusher (Xavier Jones) and two 1,000 yard receivers (Trey Quinn & Courtland Sutton). Justin Lawler tied for the national lead in blocked kicks. As a team, SMU set program records in scoring, scoring average, passing TDs, yards per game, yards per play and first downs. Quinn, Sutton and Lawler were named All-AAC first-team selections and selected in the NFL Draft, while Evan Brown and Jordan Wyatt made the second team. Sonny Dykes took over at the helm prior to SMU's bowl game.

In the first full season under Sonny Dykes, the Mustangs went 5-7, including a defeat of No. 17 Houston, 45-31, on Homecoming. Ben Hicks completed his career at SMU with

records in passing yards, total offense, TD passes, TDs responsible for, completions and 300-yard games, while Jordan Wyatt finished with records in career defensive return TDs, career interception return TDs and career interception return yards.

The Mustangs had an historic season in 2019, going 10-3 and winning the most games since 1984. It was the sixth 10-win season in program history. SMU finished 6-2 in American Athletic Conference play, the most conference wins in a season since 2010. The program also earned its highest national ranking since 1985, 15/14 during week 10. The season ended with an appearance in the Boca Raton Bowl.

The SMU offense set program records for scoring average (41.8), scoring (544), total offense (6,368), yards per game (489.8), plays (1,037), touchdowns (73), rushing TDs (35) and first downs (322). On defense, the Mustangs led the nation with 51 sacks.

Nine Mustangs earned all-conference honors, including first-team selections James Proche, Shane Buechele, Xavier Jones and Patrick Nelson, and Proche went on to earn second-team All-America honors from the FWAA.

Record for the decade: 67-73

2020s

SMU finished 7-3 in 2020 and earned a bid to the Frisco Bowl. The seven wins were the first in back-to-back seasons (10-3 in 2019) since the 2011-12 seasons, and the bowl bid was the second in three seasons under Head Coach Sonny Dykes. The Mustangs reached No. 16 in both the AP and Coaches Polls during the season and were ranked or receiving votes in at least one poll every week in 2020.

Ulysses Bentley IV was named a Freshman All-American and AAC Rookie of the Year, while Chris Naggar was named the conference Special Teams Player of the Year. In all, six players earned all-league accolades.

Record for the decade: 7-3



The Mustangs defeated #25 TCU, 41-38, on Sept. 21, 2019, claiming the Iron Skillet for the first time since 2011



BOWL GAMES

1925 DIXIE CLASSIC

WEST VIRGINIA WESLEYAN
SMU

9
7

Dallas, Texas - January 1, 1925

Thanks to a 19-game unbeaten streak, the 1924 SMU football team was invited to its first post-season bowl, the 1925 Dixie Classic. The Dixie Classic was a college football bowl game played in Dallas following the 1921, 1924 and 1933 seasons. It was the precursor to the Cotton Bowl Classic, which has been played every year since 1937.

The Mustangs faced West Virginia Wesleyan in the 1925 Classic on New Year's Day at Fair Park Stadium in Dallas. The 1924 Mustangs entered the Dixie Classic with 5 wins, 0 losses and 4 ties.

The SMU-West Virginia Wesleyan game was a match-up of two schools started by the United Methodist Church. In fact, some football historians have referred to the game as the very first "Methodist Bowl."

The game was a low-scoring affair, with both teams fighting for field position. After a scoreless first half, SMU's George Watters blocked a punt in the third quarter, which he recovered in the end zone to give SMU a 7-0 lead. WVW battled back, though, answering with a 40-yard field goal to pull to 7-3.

In the fourth quarter, the Wesleyans took the lead on what the Dallas Morning News would call a "luck pass." WVW quarterback DeLong lofted a long ball which SMU's Logan Stollenwerck batted down. Unfortunately for the Mustangs, he knocked the ball directly to WVW's Gale Bullman, who raced into the end zone for a 66-yard score. The PAT, though, was missed.

SMU battled back and had a field goal try in the game's final minute for the win. Lawrence Reisor's 30-yard try was no good, however, and Wesleyan prevailed 9-7, handing SMU its first loss in two years.

SMU	0	0	7	0	-	7
West Virginia Wesleyan	0	0	3	6	-	9

GAME STATISTICS

SCORING SUMMARY

SMU	Watters punt block, recovered in end zone (Stollenwerck kick)
WVW	King 40-yard field goal
WVW	Bullman 66-yard pass from DeLong (PAT missed)



1936 ROSE BOWL


STANFORD
SMU

7
0

Pasadena, Calif. - January 1, 1936

SMU entered the 1936 Rose Bowl as the nation's top-ranked team, sporting a perfect 12-0 record and a defense which had shut out eight of its 12 opponents during the regular season. Led by first-year head coach Matty Bell, the Mustangs were matched against a strong Stanford team which took a 7-1 record into the game.

Due to a traffic jam, the SMU team bus did not arrive at the Rose Bowl until 20 minutes prior to kickoff. Stanford quarterback Bill Paulman scored on a one-yard sneak in the first quarter to give the Indians the early lead. It proved to be the only score of the game as SMU lost its best scoring opportunity with a fumble on the Stanford 5-yard line. The loss was SMU's only blemish in its first national championship season.



SMU	0	0	0	0	-	0
Stanford	7	0	0	0	-	7

GAME STATISTICS


SCORING SUMMARY

Stanford Bill Paulman 1-yard run (James kick)

TEAM STATISTICS	SMU	Stanford
First Downs	9	6
Yards Rushing	38	75
Yards Passing	105	42
Total Yards	199	156
Passes	11-31	2-6
Punts	9-39	16-38
Fumbles-Lost	1-1	3-0
Interceptions	N/A	6
Penalties-Yards	1-20	4-25
Attendance		84,784

INDIVIDUAL STATISTICS

Rushing: SMU - Wilson 11-23, Shuford 5-12; Stanford - Grayson 17-28, Hamilton 15-23





1948 COTTON BOWL

SMU
PENN STATE

13
13

Dallas, Texas - January 1, 1948

The 1948 Cotton Bowl featured a matchup between two unbeaten teams in SMU and Penn State. Led by All-American Doak Walker, the Mustangs jumped ahead early. Walker tossed a 53-yard scoring pass to Paul Page and later scored on a two-yard touchdown carry.

The Nittany Lions struck back when, just before halftime, Elwood Petchel connected on a 38-yard touchdown pass to Larry Cooney which cut the SMU lead to 13-7. Penn State scored the only points of the second half when Petchel threw his second scoring pass of the game on a six-yard toss to Wallace Triplett in the third quarter. The Nittany Lions, however, missed the extra point, and the game ended in a 13-13 tie.



SMU	7	6	0	0	-	13
Penn State	0	7	6	0	-	13

GAME STATISTICS

SCORING SUMMARY

SMU	Paul Page 53-yard pass from Doak Walker (Walker kick)
SMU	Walker 2-yard run (kick failed)
Penn State	Larry Cooney 38-yard pass from Elwood Petchel (Czekaj kick)
Penn State	Wallace Triplett 6-yard pass from Petchel (kick failed)

TEAM STATISTICS

	SMU	Penn State
First Downs	12	12
Yards Rushing	92	165
Yards Passing	114	93
Total Yards	206	258
Passes	11-25	7-15
Punts-Average	7-33.1	4-33.4
Fumbles-Lost	1-1	2-2
Interceptions	1	1
Penalties-Yards	1-5	3-15
Attendance		43,000

INDIVIDUAL STATISTICS

Rushing: SMU - Walker 18-66; Penn State - Petchel 9-25
Passing: SMU - Johnson 6-16, Walker 5-9; Penn State - Petchel 7-15-93



1949 COTTON BOWL

SMU
OREGON

21
13

Dallas, Texas - January 1, 1949

Two of the nation's most powerful offensive teams met in the 1949 Cotton Bowl. Doak Walker and Kyle Rote led the Mustangs to their second consecutive Southwest Conference championship in 1948 while Oregon rode the right arm of quarterback Norm Van Brocklin to the Pacific Coast Conference co-championship.

The difference in the game was the use of the quick kick by SMU. Walker booted one 79 yards and Rote launched an 84-yard kick to pin the Ducks deep in their own territory. In addition to their quick kicks, the Mustangs' star running backs each scored touchdowns to give SMU a 14-0 lead. Answering the call for the Ducks, Van Brocklin threw a 24-yard touchdown pass to Dick Wilkins early in the fourth quarter. SMU put the game away just three minutes later when Chicken Roberts scored on an eight-yard run to push the lead to 21-6.



SMU	7	0	7	7	-	21
Oregon	0	0	0	13	-	13

GAME STATISTICS

SCORING SUMMARY

SMU	Doak Walker 1-yard run (Walker kick)
SMU	Kyle Rote 36-yard run (Walker kick)
Oregon	Dick Williams 24-yard pass from Norm Van Brocklin (kick failed)
SMU	Chicken Roberts 8-yard run (Joe Etheridge kick)
Oregon	Bob Sanders 1-yard run (Chet Daniels kick)

TEAM STATISTICS

	SMU	Oregon
First Downs	19	19
Yards Rushing	226	242
Yards Passing	111	145
Total Yards	337	387
Passes	10-20	8-19
Punts-Average	3-68.7	3-31.0
Fumbles-Lost	0-0	2-1
Interceptions	0	2
Penalties-Yards	1-5	6-30
Attendance		69,000

INDIVIDUAL STATISTICS

Rushing: SMU - Rote 16-93; Oregon - Bell 17-93
Passing: SMU - Walker 6-10-79; Oregon - Van Brocklin 8-19-145
Receiving: SMU - Rote 4-55; Oregon - Wilkins 4-57





1963 SUN BOWL


OREGON
SMU

21
14

El Paso, Texas - December 31, 1963

In a rematch of the 1949 Cotton Bowl, SMU entered the game with a 4-6 record and had received a Sun Bowl berth largely on the basis of its 32-28 victory over fourth-ranked Navy in the third game of the season. SMU had a talented QB duo in Danny Thomas and Mac White, and both were counted upon to rally the Ponies in the fourth quarter after falling behind 21-0.

Thomas led the Mustangs on a drive which culminated in a two-yard touchdown pass to John Roderick. Later in the quarter, Roderick was on the receiving end of a seven-yard scoring pass from White to pull the Mustangs within nine points. After White ran for the two-point conversion, SMU trailed by a touchdown, 21-14, but could not pull any closer.



SMU	0	0	0	14	-	14
Oregon	7	14	0	0	-	21

GAME STATISTICS

SCORING SUMMARY

Oregon	Dennis Keller 2-yard run (kick good)
Oregon	Dick Inwalle 10-yard pass from Bob Berry (kick good)
Oregon	Paul Burleson 20-yard pass from Berry (kick good)
SMU	John Roderick 2-yard pass from Danny Thomas (kick failed)
SMU	Roderick 7-yard pass from Mac White (White run)

TEAM STATISTICS	SMU	Oregon
First Downs	20	16
Yards Rushing	145	173
Yards Passing	232	146
Total Yards	377	319
Passes	18-31	11-26
Punts-Average	4-39.2	7-36.0
Fumbles-Lost	4-3	1-1
Interceptions	1	4
Penalties-Yards	5-38	7-79
Attendance		26,500

INDIVIDUAL STATISTICS

Rushing: SMU - White 12-64; Oregon - Murphy 3-49
Passing: SMU - Thomas 13-22-172; Oregon - Berry 11-26-146
Receiving: SMU - Roderick 5-59; Oregon - Inwalle 3-57



1966 COTTON BOWL


GEORGIA
SMU

24
9

Dallas, Texas - December 31, 1966

After winning its first Southwest Conference crown in 18 seasons, SMU earned a trip to the Cotton Bowl to face Georgia. Kent Lawrence set the tone early for the Bulldogs when he raced 74 yards for a touchdown on the game's second play. The sophomore running back finished the day with 149 yards rushing on 16 carries, as the Mustangs were unable to contain the Georgia ground attack. SMU cut the lead to 7-3 midway through the first quarter on Dennis Partee's 22-yard field goal.

Georgia responded by scoring 10 unanswered points before Mike Richardson scored the lone SMU touchdown on a one-yard dive with 1:14 left in the first half. Leading 17-9 at halftime, Georgia shut down the SMU offense and its outstanding sophomore receiver Jerry LeVias in the second half. The only score in the final two quarters came when Bulldog fullback Ronnie Jenkins, who rushed for 88 yards on 23 carries in the game, scored on a four-yard touchdown run with 14:33 left in the game.



SMU	3	6	0	0	-	9
Georgia	10	7	0	7	-	24

GAME STATISTICS

SCORING SUMMARY

Georgia	Kent Lawrence 74-yard run (Bob Etter kick)
SMU	Dennis Partee 22-yard FG
Georgia	Etter 28-yard FG
Georgia	Billy Payne 20-yard pass from Kirby Moore (Etter kick)
SMU	Mike Richardson 1-yard run (kick failed)
Georgia	Ronnie Jenkins 4-yard run (Etter kick)

TEAM STATISTICS	SMU	Georgia
First Downs	11	17
Yards Rushing	40	284
Yards Passing	165	79
Total Yards	205	363
Passes	10-20	6-14
Punts-Average	4-36.5	4-28.5
Fumbles-Lost	1-1	2-1
Interceptions	1	3
Penalties-Yards	7-45	3-37
Attendance		75,504

INDIVIDUAL STATISTICS

Rushing: SMU - Jernigan 9-28; Georgia - Lawrence 16-149
Passing: SMU - White 9-17-160; Georgia - Moore 6-11-79
Receiving: SMU - LeVias 3-62; Georgia - Payne 3-49



1968 ASTRO-BLUEBONNET BOWL

SMU
OKLAHOMA28
27

Houston, Texas - December 31, 1968

The 53,543 fans who gathered in the Astrodome on New Year's Eve night for the 1968 Astro-Bluebonnet Bowl comprised what at the time was the largest crowd ever to see a football game played indoors. They also witnessed one of the most exciting college bowl games ever as SMU and Oklahoma combined to score 35 points in the fourth quarter before the game was decided.

OU scored on its first possession of the game when Bob Warmack carried on a sweep to the right for an eight-yard touchdown. Warmack's touchdown stood as the game's only score until the third quarter when Mike Richardson scored for SMU on a one-yard dive. The Sooners retaliated by driving 80 yards and scoring on a 21-yard pass from Steve Owens to Johnny Barr.

The fireworks began in the fourth quarter when SMU's Chuck Hixson connected with Jerry LeVias for an 11-yard scoring pass to tie the game at 14-14. Richardson scored his second touchdown with 7:35 left in the contest to give the Mustangs a 21-14 lead. After OU answered with a touchdown to tie the game, SMU linebacker Bruce Portillo intercepted a Sooner pass on the OU 22. Hixson put SMU on top, 28-21, after a 19-yard pass to Ken Fleming with just three minutes remaining. After driving the length of the field, Oklahoma cut the Mustang lead to 28-27 when Barr caught a 30-yard touchdown pass from Mickey Ripley with 1:16 left. SMU held on to the lead when Ripley was stopped short of the goal line on the Sooners' two-point conversion attempt.

SMU	0	0	6	22	-	28
Oklahoma	7	0	7	13	-	27

GAME STATISTICS

SCORING SUMMARY

Oklahoma	Bob Warmack 8-yard run (Derr kick)
SMU	Mike Richardson 1-yard run
Oklahoma	Johnny Barr 21-yard pass from Steve Owens (Derr kick)
SMU	J. LeVias 11-yard pass from Hixson (P. Clements pass from Hixson)
SMU	Mike Richardson 18-yard run (Bicky Lesser kick)
Oklahoma	Bo Denton 22-yard pass from Mickey Ripley (Derr kick)
SMU	Ken Fleming 19-yard pass from Chuck Hixson (Lesser kick)
Oklahoma	Johnny Barr 21-yard pass from Mickey Ripley (run failed)

TEAM STATISTICS

	SMU	Oklahoma
First Downs	22	23
Yards Rushing	72	176
Yards Passing	281	294
Total Yards	353	470
Passes	22-43	18-37
Punts-Average	7-41.0	6-38.2
Fumbles-Lost	2-2	1-1
Interceptions	3	2
Penalties-Yards	4-34	6-55
Attendance	53,543	

INDIVIDUAL STATISTICS

Rushing: SMU - Richardson 18-76; Oklahoma - Owens 36-113
Passing: SMU - Hixson 22-43-281; Oklahoma - Berry 11-26-146
Receiving: SMU - LeVias 8-112; Oklahoma - Barr 8-138



1980 HOLIDAY BOWL

BYU
SMU46
45

San Diego, Calif. - December 19, 1980

The 1980 Holiday Bowl featured two teams with distinctly different offensive philosophies. SMU relied upon the running of Eric Dickerson and Craig James, while BYU boasted an explosive aerial attack led by Jim McMahon.

The Mustangs jumped out of the gate early, racing to a 19-0 lead in the first quarter after touchdown runs by Dickerson and James, a safety and a 42-yard field goal by Eddie Garcia. SMU had increased its lead to 29-7 in the second quarter before BYU's Vai Sikahema returned a punt 83 yards, pulling the Cougars within 16 at halftime. Entering the fourth quarter, SMU led 38-19, and with four minutes remaining the Mustangs held a 45-25 advantage.

With his team trailing by 20, McMahon led BYU to two quick touchdowns to cut the SMU lead to 45-39. With 18 seconds remaining, BYU's Bill Schoepflin blocked Eric Kaifes' punt to give BYU possession at the Mustang 41-yard line. After two desperation passes by McMahon fell incomplete, the Cougars had one final opportunity with just three seconds left. As time expired, McMahon found tight end Clay Brown in the end zone for a 41-yard touchdown pass, guiding BYU to one of the greatest comebacks in bowl history.

SMU	19	10	9	7	-	45
BYU	7	6	6	27	-	46

GAME STATISTICS

SCORING SUMMARY

SMU	Eric Dickerson 15-yard run (Eddie Garcia kick)
SMU	Craig James 45-yard run (Garcia kick)
SMU	Safety, ball snapped out of end zone
SMU	Garcia 42-yard FG
BYU	Clay Brown 64-yard pass from Jim McMahon (Kurt Gunther kick)
SMU	James 3-yard pass from McIlhenny (Garcia kick)
SMU	Garcia 44-yard FG
BYU	Vai Sikahema 83-yard punt return (pass failed)
SMU	Dickerson 1-yard run (pass failed)
BYU	Brown 13-yard pass from McMahon (pass failed)
SMU	Garcia 42-yard FG
BYU	Scott Phillips 1-yard run (Gunther kick)
SMU	Craig James 42-yard run (Garcia kick)
BYU	Matt Braga 15-yard pass from McMahon (pass failed)
BYU	Phillips 1-yard run (Phillips pass)
BYU	Brown 41-yard pass from McMahon (Gunther kick)

TEAM STATISTICS

	SMU	BYU
First Downs	25	23
Yards Rushing	393	-2
Yards Passing	53	446
Total Yards	446	444
Passes	6-11	32-49
Punts-Average	4-38.8	5-32.6
Fumbles-Lost	2-0	2-0
Interceptions	1	0
Penalties-Yards	7-65	8-80
Attendance	50,214	

INDIVIDUAL STATISTICS

Rushing: SMU - James 23-225; BYU - Phillips 8-18
Passing: SMU - McIlhenny 6-11-53; BYU - McMahon 32-49-446
Receiving: SMU - James 2-13; BYU - Phillips 10-81





1983 COTTON BOWL


SMU
PITTSBURGH

7
3

Dallas, Texas - January 1, 1983

With the temperature in the upper 30s and a light rain falling at gametime, playing conditions were anything but ideal when undefeated SMU met Pittsburgh in the 1983 Cotton Bowl. Accustomed to playing in inclement weather, Pittsburgh appeared to have the advantage in the early going, driving to the SMU 1-yard line on the game's opening series. Panther halfback Joe McCall fumbled away Pitt's best touchdown opportunity when Mustang safety Wes Hopkins fell on the loose ball at the 2-yard line. SMU was not able to capitalize and after two quarters neither team had scored, marking the first scoreless first half in the Cotton Bowl in 22 years.

On their first possession of the second half the Panthers scored the game's first points when Eric Schubert booted a 43-yard field goal. SMU responded with an 80-yard drive which resulted in Lance McIlhenny's nine-yard touchdown scamper around right end on the third play of the fourth quarter. Following the ensuing kickoff, senior quarterback Dan Marino engineered a drive which put the Panthers in scoring position at the SMU 7-yard line. On third-and-goal, Marino threw a pass which was tipped by Hopkins and intercepted in the end zone by Blane Smith, thus ending Pittsburgh's chance of handing SMU its only loss of the season.



SMU	0	0	0	7	-	7
Pittsburgh	0	0	3	0	-	3

GAME STATISTICS

SCORING SUMMARY

Pittsburgh Eric Schubert 43-yard field goal

SMU Lance McIlhenny 9-yard run (Jeff Harrell kick)

TEAM STATISTICS	SMU	Pittsburgh
First Downs	22	17
Yards Rushing	226	114
Yards Passing	101	181
Total Yards	327	295
Passes	5-9	19-37
Punts-Average	4-38.0	3-44.7
Fumbles-Lost	4-2	1-1
Interceptions	1	0
Penalties-Yards	2-30	8-74
Attendance		71,477

INDIVIDUAL STATISTICS

Rushing: SMU - Dickerson 27-124; Pittsburgh - Thomas 19-69

Passing: SMU - McIlhenny 5-8-101; Pittsburgh - Marino 19-37-181

Receiving: SMU - James 3-39; Pittsburgh - McCall 5-58, Thomas 5-38



1983 SUN BOWL

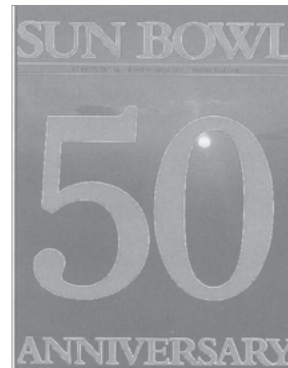
ALABAMA
SMU

28
7

El Paso, Texas - December 24, 1983

SMU squared off against Alabama in the 50th Sun Bowl on a cold and windy afternoon in El Paso. The temperature at kickoff was 28 degrees, with winds gusting up to 35 miles per hour. Alabama jumped on the Mustangs in the first quarter, scoring on touchdown runs of one and 11 yards by Ricky Moore. The Crimson Tide defense forced three SMU turnovers in the first half, and Alabama was able to stretch its lead to 28-0 by halftime.

Jeff Atkins helped the Mustangs get on the scoreboard early in the third quarter when he broke loose for a 58-yard run, setting up Lance McIlhenny's 15-yard touchdown pass to Marquis Pleasant. Pleasant's touchdown represented the only points of the second half as Alabama held on for a 28-7 victory. After giving up 303 total yards in the first half, the SMU defense limited the Crimson Tide to just 96 yards of offense in the second half.



SMU	0	0	7	0	-	7
Alabama	14	14	0	0	-	28

GAME STATISTICS

SCORING SUMMARY

Alabama Ricky Moore 1-yard run (Van Tiffin kick)

Alabama Moore 11-yard run (Tiffin kick)

Alabama Walter Lewis 1-yard run (Tiffin kick)

Alabama Joe Jones 19-yard pass from Lewis (Tiffin kick)

SMU Marquis Pleasant 15-yard pass from Lance McIlhenny (Jeff Harrell kick)

TEAM STATISTICS	SMU	Alabama
First Downs	13	23
Yards Rushing	174	251
Yards Passing	148	148
Total Yards	322	399
Passes	14-27	9-14
Punts-Average	4-41.3	6-40.6
Fumbles-Lost	3-3	1-1
Interceptions	0	2
Penalties-Yards	7-45	3-25
Attendance		41,412

INDIVIDUAL STATISTICS

Rushing: SMU - Atkins 9-120; Alabama - Moore 28-113

Passing: SMU - McIlhenny 14-27-148; Alabama - Lewis 9-14-148

Receiving: SMU - Morris 5-63; Alabama - Jones 2-36, Chandler 2-34, Gothard 2-27, Bendross 2-19






1984 ALOHA BOWL

SMU
NOTRE DAME27
20

Honolulu, Hawaii - December 28, 1984

Between 1949 and 1958, SMU and Notre Dame battled each other on the gridiron eight times. When the two schools met in the 1984 Aloha Bowl, it represented their first meeting in 26 years. SMU, playing in its fourth bowl game in five seasons, scored on its first two offensive possessions. A seven-yard touchdown carry by Jeff Atkins and Don King's 12-yard pass to Cobby Morrison gave the Mustangs a 14-0 lead. Notre Dame responded with 10 unanswered points before Brandy Brownlee connected on a 47-yard field goal to give SMU a 17-10 lead at halftime.

The Fighting Irish tied the game on Mark Brooks' 11-yard touchdown run in the third quarter, but SMU regained the lead on its next possession with Brownlee's second field goal of the game. The Mustangs were able to work on the clock for most of the second half due to the strong running of Atkins and Reggie Dupard, each of whom ran for more than 100 yards in the contest. Dupard's two-yard scoring run gave SMU a 10-point lead with six minutes left in the game and the Mustangs held off a late Notre Dame rally to win, 27-20.



SMU	7	10	0	10	-	27
Notre Dame	0	10	7	3	-	20

GAME STATISTICS

SCORING SUMMARY

SMU	Jeff Atkins 7-yard run (Brandy Brownlee kick)
SMU	Cobby Morrison 12-yard pass from Don King (Brownlee kick)
ND	Allen Pinkett 17-yard pass from Steve Beuerlein (John Carney kick)
ND	Carney 51-yard FG
SMU	Brownlee 47-yard FG
ND	Mark Brooks 11 run (Carney kick)
SMU	Brownlee 30-yard FG
SMU	Reggie Dupard 2 run (Brownlee kick)
ND	Carney 31-yard FG

TEAM STATISTICS	SMU	Notre Dame
First Downs	26	22
Yards Rushing	280	250
Yards Passing	153	144
Total Yards	379	362
Passes	9-17	11-23
Punts-Average	5-41.0	4-41.5
Fumbles-Lost	4-0	0-0
Interceptions	0	0
Penalties-Yards	5-55	5-44
Attendance	41,777	

INDIVIDUAL STATISTICS

Rushing: SMU - Atkins 17-112; Notre Dame - Pinkett 24-136

Passing: SMU - King 9-17-153; Notre Dame - Beuerlein 11-23-144

Receiving: SMU - Atkins 2-31, Hashaway 2-27, Morris 2-27; Notre Dame - Jefferson 2-37, Howard 2-24, Bavaro 2-16

2009 HAWAII BOWL

SMU
NEVADA45
10

Honolulu, Hawaii - December 24, 2009

Freshman Kyle Padron threw for an SMU-record 460 yards, leading the Mustangs to a 45-10 victory over Nevada in the Hawaii Bowl - SMU's first postseason appearance in 25 years. It was a triumphant return to the postseason and paradise for the Mustangs and second-year coach June Jones, who left Hawai'i after nine seasons.

The 18-year-old Padron, who was 32 of 41 and completed two touchdown passes, was confident and composed on the biggest stage of his young career. The 12-point underdogs dominated from the opening bell, jumping out to a 17-0 lead in the first quarter and building a 38-0 advantage by the third.

Padron had 303 yards passing in the first half alone, breaking SMU's bowl record of 281 yards by Chuck Hixson in the 1968 Astro-Bluebonnet Bowl. Shawnbrey McNeal added 63 yards rushing and three touchdowns, including two in the first quarter. He also had seven catches for 53 yards.

On the second play of the game, Padron found a wide-open Cole Beasley near midfield. Beasley was dragged down from behind at the Nevada 9 for a gain of 71 yards. It was the longest pass in SMU bowl history, breaking Doak Walker's 53-yard pass to Paul Page in the 1948 Cotton Bowl. McNeal scored on the next play. The Mustangs got the ball back on the next series by stopping the Wolf Pack on fourth-and-two.

Padron then connected with Sanders for a 58-yard gain, setting up McNeal's 1-yard TD that put SMU up 14-0 less than 6 1/2 minutes into the game.

After completing a 53-yard pass to Aldrick Robinson in the third that setup a 3-yard TD run by Zach Line, Padron looked at Jones and just shook his head in disbelief. Robinson finished with nine catches for 176 yards.

Nevada	0	0	3	7	-	10
SMU	17	14	7	7	-	45

GAME STATISTICS

SCORING SUMMARY

SMU	Shawnbrey McNeal 9-yard run (Matt Szymanski kick)
SMU	McNeal 1-yard run (Szymanski kick)
SMU	Szymanski 22-yard FG
SMU	Sanders 17-yard pass from Padron (Szymanski kick)
SMU	Beasley 2-yard pass from Padron (Szymanski kick)
SMU	Line 3-yard run (Szymanski kick)
UNR	Drake 21-yard FG
SMU	McNeal 17-yard run (Szymanski kick)
UNR	Wimberley 10-yard pass from Kaepernick (Drake kick)

TEAM STATISTICS	SMU	UNR
First Downs	23	17
Yards Rushing	74	137
Yards Passing	460	177
Total Yards	534	314
Passes	32-41	15-29
Punts-Average	3-45.0	6-44.5
Fumbles-Lost	1-0	1-0
Interceptions	1	0
Penalties-Yards	6-45	7-61
Attendance	32,650	

INDIVIDUAL STATISTICS

Rushing: UNR - Mark 15-90; SMU - McNeal 12-63

Passing: UNR-Kaepernick, C. 15-29-177; SMU - Padron 32-41-460

Receiving: UNR - Wimberly, B. 7-80; SMU - Robinson, A. 9-176; Sanders, E. 7-124; McNeal 7-53; Beasley 3-88; Wilkerson, T. 2-18.



2010 ARMED FORCES BOWL

ARMY
SMU

16
14

Dallas, Texas - December 30, 2010

Josh McNary scooped up a fumble and returned it 55 yards for a touchdown as Army held on to beat SMU 16-14 in the Armed Forces Bowl.

Army had a 16-0 halftime lead on SMU's home field, then ran out the final four minutes after Matt Szymanski was wide left on a 47-yard field goal attempt that would have put the Mustangs ahead.

Army got the ball back with 4:05 left and quarterback Trent Steelman converted a pair of third downs. He ran for six yards on third-and-five after SMU called its final timeout, then later rolled right and threw a 22-yard pass on third-and-four for only his second completion in the game before a final kneel-down.

SMU faced fourth-and-six after Padron scrambled to avoid a sack and dumped a three-yard pass to Darius Johnson. After a timeout, and coach June Jones exchanging a fist pump with Szymanski, the kick fluttered wide left.



Army	13	3	0	0	-	16
SMU	0	0	7	7	-	14

GAME STATISTICS

SCORING SUMMARY

ARMY	McNary 55-yard fumble recovery (Carlton kick)
ARMY	Brown 13-yard run (Carlton kick blocked)
ARMY	Carlton 44-yard FG
SMU	Robinson 8-yard pass from PADRON (SZYMANSKI kick)
SMU	Johnson 28-yard pass from PADRON (SZYMANSKI kick)

TEAM STATISTICS	Army	SMU
First Downs	16	21
Yards Rushing	199	111
Yards Passing	30	302
Total Yards	229	413
Passes	2-7	23-34
Punts-Average	6-36.0	1-40.0
Fumbles-Lost	1-0	2-1
Interceptions	2	0
Penalties-Yards	0-0	3-35
Attendance		36,742

INDIVIDUAL STATISTICS

Rushing: Army - Hassin 82; SMU - Line - 103

Passing: Army - Steelman 2-7-30; SMU - Padron 23-34-302

Receiving: Army - Brooks 2-30; SMU - Johnson, D. 9-152; Robinson, A. 5-76; Holman 3-36; Beasley 3-24



2012 BBVA COMPASS BOWL

SMU
PITT

28
6

Birmingham, Ala. - January 7, 2012

J.J. McDermott ran and threw for first quarter touchdowns as SMU beat Pittsburgh 28-6 in the BBVA Compass Bowl.

Rishaad Wimbley ran for two scores for SMU, which tied a school record by playing in its third straight bowl under coach June Jones.

McDermott completed 16 of 26 passes for 239 yards and threw a touchdown to Darius Johnson early in the first.

Pittsburgh was held without a first down and fell behind 21-0 in the first quarter. Kevin Harper kicked field goals of 32 and 34 yards.

McDermott beat Pitt's blitz when he lobbed a 50-yard touchdown pass to Johnson for the Mustangs' first touchdown.

Johnson had seven catches for 120 yards. The 50-yard catch was the longest in the six-year history of the bowl.

After McDermott's 1-yard run capped an eight-play drive to push the lead to 14-0, Ja'Gared Davis hit Pitt quarterback Tino Sunseri, forcing a fumble that was recovered by Taylor Reed at the Panthers' 27.

McDermott's 19-yard pass to Cole Beasley set up Wimbley's 2-yard touchdown run.

Wimbley added a 1-yard touchdown run in the third quarter.

With SMU still leading 21-3 later in the quarter, Pitt drove from its 16 to a first and goal at the Mustangs' 10. On third down from the 5, Sunseri's pass bounced off tailback Isaac Bennett. The deflection was caught by SMU linebacker Stephon Sanders for an interception.

The half ended with Pitt again coming away with no points at the end of a long drive. Harper's 47-yard field goal attempt hit the left upright to end a 14-play drive.

SMU	21	0	7	0	-	28
Pitt	0	3	3	0	-	6



GAME STATISTICS

SCORING SUMMARY

SMU	Johnson 50-yard pass from McDermott (Hover kick)
SMU	McDermott 1-yard run (Hover kick)
SMU	Wimbley, R. 2-yard run (Hover kick)
PITT	Harper 32-yard FG
SMU	Wimbley 1-yard run (Hover kick)
PITT	Harper 34-yard FG

TEAM STATISTICS	SMU	Pitt
First Downs	13	12
Yards Rushing	61	10
Yards Passing	239	195
Total Yards	300	205
Passes	16-26	21-32
Punts-Average	5-45.4	6-41.5
Fumbles-Lost	0-0	0-0
Interceptions	1	0
Penalties-Yards	3-24	5-24
Attendance		29,726

INDIVIDUAL STATISTICS

Rushing: SMU-Williams, J. 11-40; Pitt-Bennett, I. 10-22.

Passing: SMU-McDermott 16-25-0-239; Pitt-Sunseri 19-28-1-183.

Receiving: SMU-Johnson, D. 7-120; Beasley 7-86; Pitt-Jones, Ronald 6-36; Street 5-62.



2012 HAWAII BOWL

SMU
FRESNO STATE

43
10

Honolulu, Hawaii - December 24, 2012

SMU coach June Jones walked out of Aloha Stadium with another win Monday, thanks largely to a disruptive performance by defensive end Margus Hunt that set the tone for the Mustangs' 43-10 win over Fresno State in the Sheraton Hawaii Bowl.

Garrett Gilbert was effective with his arm and his legs, running for a 17-yard touchdown for the first score of the game and throwing a perfect strike to Darius Johnson for a 21-yard score to answer the Bulldogs' only touchdown. He rushed for 98 yards on 18 carries and threw for 212 yards.

But this game was decided by the Mustangs' defense, with Hunt leading the way. He was voted the game's MVP.

The Mustangs were playing in a school-record fourth straight bowl game since ending a 25-year drought dating to its infamous NCAA death penalty. They have won three of those bowl games, twice as big underdogs to explosive offenses -- a 45-10 win over Nevada in 2009 and Monday against Fresno State, both in the Hawaii Bowl.

Margus Hunt, who won the Junior World Championships in Beijing in 2006 in the shot put and discus, came to SMU to work on athletics and earned a scholarship when coaches took one look at him, and saw his 4.7 time in the 40-yard dash. He set an NCAA record this year by blocking his 10th field goal.

His speed made all the difference in his final college game as Hunt zipped around tackles and harassed Carr all night. Carr finished with 362 yards on 33-of-54 passing. The 10 points were the fewest Fresno State has scored since a 20-10 loss to Boise State this year.

After a dull, scoreless opening quarter, Gilbert shook off one tackle and scored on a 17-yard run. The defense took over from there.

Gilbert did most of his damage on the ground, either on a quarterback draw or sprinting away from the rush, though he completed five straight passes during the Mustangs' longest drive, 67 yards that culminated with Zach Line busting up the middle for an 8-yard score.

SMU's offense did enough in the second half to keep Fresno State from making a game of it, and the second-half interceptions sealed it. Reed returned an interception 69 yards to make it 36-10, and then Greenbauer finished off a great night for the Mustangs' defense.

Fresno State	0	0	7	3	-	10
SMU	0	22	7	14	-	43

GAME STATISTICS

SCORING SUMMARY

SMU	Gilbert 17-yard run (Hover kick)
SMU	Hover 30-yard FG
SMU	Hunt safety
SMU	Line 8-yard run (Hover kick)
SMU	Hover 48-yard FG
FS	Adams 6-yard pass from Carr (Breshears kick)
SMU	Johnson 21-yard pass from Gilbert (Hover kick)
FS	Breshears 32-yard FG
SMU	Reed 69-yard interception return (Hover kick)
SMU	Greenbauer 83-yard interception return (Hover kick)


TEAM STATISTICS	FS	SMU
First Downs	21	15
Yards Rushing	-16	169
Yards Passing	362	212
Total Yards	346	381
Passes	33-55	14-28
Punts-Average	6-38.0	5-35.8
Fumbles-Lost	2-2	1-0
Interceptions	2	2
Penalties-Yards	3-15	3-15
Attendance		19,712

INDIVIDUAL STATISTICS

Rushing: SMU-Gilbert 18-94; Line 19-71; FS-Rouse 13-22.

Passing: SMU-Gilbert 14-28-2-212; FS-Carr 33-54-2-362.

Receiving: SMU-Thompson 5-82; Fuller 4-84; Johnson 3-40; FS-Adams 13-144; Watson 5-48; Rouse 5-29; Burse 4-89.



2017 FRISCO BOWL

LOUISIANA TECH
SMU

51
10

Frisco, Texas - December 20, 2017

SMU fell to Louisiana Tech 51-10 on Dec. 20 in the Frisco Bowl.

J-mar Smith completed 15 of 23 passes for 216 yards, and Teddy Veal caught four passes for 84 yards for Louisiana Tech (7-6). The Bulldogs led 42-10 at the half.

It was a disappointing debut for SMU coach Sonny Dykes against his former school. Dykes was 22-15 at Louisiana Tech from 2010 to 2012 before leaving for California in 2013. SMU hired him to replace Chad Morris on Dec. 11.

With most of the staff joining Morris at Arkansas, Dykes elected to coach the bowl game and installed graduate assistant G.J. Kinne as offensive coordinator for the bowl game.

Smith gave the Bulldogs a 7-0 lead on a 1-yard sneak with 7:43 remaining in the first quarter. Louisiana Tech had a short field to work with after Sedrick Cooper returned an interception 31 yards to the SMU 30.

Amik Robertson returned an interception 55 yards for a touchdown less than a minute later, pushing the lead to 14-0.

SMU held onto the ball on its fourth drive, but couldn't reach the end zone and settled for a field goal after stalling at 8.

On the ensuing kickoff, Jaqwis Dancy had a 65-yard return, setting up a 6-yard touchdown pass from Smith to Veal for a 21-3 lead.

Louisiana Tech added returned another interception for a touchdown early in the second quarter. This time, Darryl Lewis had a 23-yard return down the sideline for a 28-3 lead.

Trey Quinn scored SMU's touchdown on a on a nine-yard pass late in the second quarter. SMU quarterback Ben Hicks completed 19 of 33 passes for 127 yards.

LATECH	21	21	6	3	-	51
SMU	3	7	0	0	-	10

GAME STATISTICS

SCORING SUMMARY

LATECH	SMITH, J'Mar 1 yd run (BARNES, J. kick)
LATECH	ROBERTSON, Amik 45 yd interception return (BARNES, J. kick)
SMU	WILLIAMS, Josh 25 yd field goal
LATECH	VEAL, Teddy 6 yd pass from SMITH, J'Mar (BARNES, J. kick)
LATECH	LEWIS, Darryl 23 yd interception return (BARNES, J. kick)
LATECH	VEAL, Teddy 27 yd pass from SMITH, J'Mar (BARNES, J. kick)
LATECH	MCKNIGHT, K. 11 yd pass from SMITH, J'Mar (BARNES, J. kick)
SMU	QUINN, Trey 9 yd pass from HICKS, Ben (WILLIAMS, Josh kick)
LATECH	BARNES, J. 28 yd field goal
LATECH	BARNES, J. 43 yd field goal
LATECH	BARNES, J. 41 yd field goal

TEAM STATISTICS	LATECH	SMU
First Downs	18	20
Yards Rushing	141	167
Yards Passing	216	127
Total Yards	357	294
Passes	16-27-0	19-34-3
Punts-Average	3-41.0	6-39.3
Fumbles-Lost	0-0	6-3
Penalties-Yards	5-50	5-35
Attendance		14,419

INDIVIDUAL STATISTICS

Rushing: LATECH-SCOTT, Boston 19-103; SMITH, J'Mar 10-22. SMU-JONES, Xavier 12-56; WEST, Braeden 8-56.

Passing: LATECH-SMITH, J'Mar 15-23-0-216. SMU-HICKS, Ben 19-34-3-127.

Receiving: LATECH-VEAL, Teddy 5-118; HARDY, Adrian 4-49. SMU-QUINN, Trey 8-45; SUTTON, Courtland 6-68.





2019 BOCA RATON BOWL

SMU
FAU28
52

BOCA RATON, FLA. - December 21, 2019

BOCA RATON, Fla. (AP) - Chris Robison passed for 305 yards and two touchdowns and Florida Atlantic scored two touchdowns in a 24-second span late in the first half to take control on the way to beating SMU 52-28 in the Boca Raton Bowl on Dec. 21.

It was FAU's first game since Lane Kiffin left the Owls to take over at Ole Miss - and the Conference USA champions, playing on their home field, didn't miss a beat under interim coach Glenn Spencer.

James Charles ran for two touchdowns for FAU (11-3), which tied a school record for wins in a season and improved to 4-0 in bowl games. The first of Charles' scores came with a minute left in the first half to break a 14-14 tie. Robison found Brandon Robinson for another touchdown 24 seconds later after an SMU interception and the Owls were off and running.

Rashad Smith ran a fumble back for a score in the third quarter to help FAU blow the game open. Robison completed 27 of 37 passes for FAU.

Shane Buchele completed 27 for 47 passes for 303 yards for SMU (10-3). The Mustangs were seeking their first bowl win since 2012, this game coming a day after they gave coach Sonny Dykes - who has gone 15-11 in his first two seasons with the team, including the 2017 Frisco Bowl loss - a contract extension.

Xavier Jones had a pair of rushing touchdowns for SMU. James Proche, who entered as the NCAA's active career leader in receptions and receiving yards, had nine catches - giving him 301 for his career - for 86 yards and a score for the Mustangs.

For SMU, it was a breakout year for the Mustangs by any measure. They were ranked for the first time since 1986, had a double-digit win year for the first time since 1984, got off to an 8-0 start for the first time since 1982 and set a slew of school records - including points (537) and points per game (41.3), sacks (50) and rushing touchdowns (35).

SMU had the 26th-most points in the most recent AP Top 25 poll, so the Mustangs would have had a chance at being in the season's final poll for the first time since 1984. FAU was 29th in the last regular-season poll, and now will see if 11 wins gets the Owls into the Top 25 for the first time.

SMU	0	14	0	14	28
FAU	7	21	14	10	52

GAME STATISTICS

SCORING SUMMARY

1st	3:11	FAU - EMMONS, BJ 1 yd run (RIVAS kick)
2nd	14:05	SMU - JONES, X. 1 yd run (ROBLEDO, K. kick)
	7:48	FAU - CHARLES, J. 1 yd run (RIVAS, V. kick)
	2:12	SMU - JONES, X. 1 yd run (ROBLEDO, K. kick)
	1:00	FAU - CHARLES, J. 15 yd run (RIVAS, V. kick)
	0:36	FAU - ROBINSON, Br. 13 yd pass from ROBISON, C. (RIVAS, V. kick)
3rd	6:23	FAU - RAINE, J. 18 yd pass from ROBISON, C. (RIVAS, V. kick)
	4:05	FAU - SMITH, R. 34 yd fumble recovery (RIVAS, V. kick)
4th	13:09	FAU - RIVAS, V. 38 yd field goal
	10:08	SMU - BECKER, R. 2 yd pass from FREEMAN, K. (ROBLEDO, K. kick)
	3:17	FAU - POSEY, J. 23 yd pass from TRONTI, N. (RIVAS, V. kick)
	1:07	SMU - PROCHE, J. 22 yd pass from BUECHELE, S. (ROBLEDO, K. kick)

TEAM STATISTICS

	SMU	FAU
FIRST DOWNS	24	30
RUSHES-YARDS (NET)	34-120	44-188
PASSING YDS (NET)	305	333
Passes Att-Comp-Int	50-28-1	39-29-0
TOTAL OFFENSE PLAYS-YARDS	84-425	83-521
Fumble Returns-Yards	1-22	1-34
Punt Returns-Yards	0-0	2-5
Kickoff Returns-Yards	6-143	1-24
Interception Returns-Yards	0-0	1-22
Punts (Number-Avg)	8-38.0	5-48.0
Fumbles-Lost	2-1	1-1
Penalties-Yards	9-55	5-39
Possession Time	28:56	31:04
Third-Down Conversions	6 of 16	5 of 15
Fourth-Down Conversions	1 of 1	2 of 2
Red-Zone Scores-Chances	3-4	6-6
Sacks By: Number-Yards	1-3	0-0

INDIVIDUAL STATISTICS

Rushing: SMU-FREEMAN, Ke'Mon 15-52; JONES, Xavier 12-27; LAVINE, Tyler 3-26; BENTLEY IV, Ulysses 2-17; BUECHELE, Shane 1-0; McDANIEL, TJ 1-minus 2. FAU-EMMONS, BJ 17-72; CHARLES, James 9-54; ROBISON, Chris 8-28; DEAN, Kelvin 4-16; TRONTI, Nick 4-14; LECONTE, Daniel 2-4.

Passing: SMU-BUECHELE, Shane 27-47-1-303; PROCHE, James 0-1-0-0; FREEMAN, Ke'Mon 1-1-0-2; TEAM 0-1-0-0. FAU-ROBINSON, Chris 27-37-0-305; TRONTI, Nick 2-2-0-28.

Receiving: SMU-PROCHE, James 9-86; GRANSON, Kylen 7-93; GALLIARD, Myron 4-40; SANDERS, CJ 4-36; RICE, Rashee 1-42; JONES, Xavier 1-5; BECKER, Ryan 1-2; LAVINE, Tyler 1-1. FAU-WRIGHT, Willie 8-59; RAINE, John 7-73; ROBINSON, Br. 5-78; BRUNSON, James 3-60; MITCHELL, John 3-27; EMMONS, BJ 2-13; POSEY, Javion 1-23.

2020 FRISCO BOWL

FRISCO, TEXAS - December 19, 2020

DALLAS (SMU) - Due to the results of COVID testing and contact tracing, SMU will be unable to play in the 2020 Tropical Smoothie Cafe Frisco Bowl. SMU identified a number of positive cases of COVID-19 involving student-athletes and staff members, and a number of football student-athletes were identified as close contacts via the contact tracing process and would also be unable to practice this week and play in the bowl game.

"Since the beginning of this pandemic, many student-athletes across the country have had the unfortunate experience of missing out on opportunities to compete in any number of athletic events, with many missing out on entire seasons," said SMU A.D. Rick Hart. "Our team deserved to play another game. I'm disappointed for our fans, and even more disappointed for our players, that we will be unable to play in a bowl game this season. I'm also sad that many of our seniors played their final collegiate games, not knowing at the time that that was their last time on the field. I want to applaud our team for their efforts this season and to acknowledge the personal sacrifices they all made to make this season possible.

"As has been the case all season, our focus is the health, safety and well-being of our team and staff. Student-athletes will be able to quarantine for the next seven days here in Dallas and we will test them at least twice during that time frame to provide them confidence that they are going home to enjoy the holidays with their families in a safe and healthy manner."

"While I wish our guys had been able to finish the year in the celebratory manner they deserved, the health and safety of our student-athletes and staff remain our top priority and this is a tough, but necessary, decision that had to be made," said SMU Head Coach Sonny Dykes. "I'm proud of our players and staff for being ready to play for 13 straight weeks during the regular season. That was a monumental accomplishment and took an incredible amount of discipline and commitment to each other and our football program.

"As I said last week, this senior class will be forever remembered for helping to usher in a new era of Mustang Football. They won 17 games over the last two seasons and have been the winningest team in the state of Texas over that time. I'm appreciative and so proud of their accomplishments. We all owe them a great debt of gratitude."



SMU LETTERMEN

A

Aaron, Wesley O.	1937-38
Abercumbia, Zach	2019
Acker, Kenneth	2010-13
Acker, Ray A.	1935-37
Adami, Allan	2001-04
Adami, Austin	1996-99
Adams, Andrew	2018
Adams, Charles J.	1973-75
Adams, Henrey W.	1917-19, 1921
Adams, John F.	1927 (Manager)
Adams, Kelsey	1995-98
Adams, Kevin	1980-81
Adams, Leon D.	1920
Adamson, David F.	1983-86
Adkisson, Jack B.	1949
Aho, Junior	2020
Albert, Paul	1979-81
Albright, Lewis H.	1961-62
Aldridge, Kevin	1998-2001
Ali, Alan	2018-20
Allen, Charles D.	1942-44
Allen, Donald	1983-86
Allen, Randy	1971
Allison, Goree K.	1917
Almon, Scott	1991-93 (Trainer)
Altmore, Michelle	1994 (Trainer)
Anderson, Dwayne	1980-83
Anderson, Richard	1986
Anderson, Ron	1981-84
Anderson, Russell	1989-92
Anderson, Sheldon Claus III	1985-86
Andrade, Henry	1981
Antunovic, Bozidar	2015
Arendale, Karl	1977
Angotti, Jay	2008-09
Armstrong, Casey	1990 (Manager)
Armstrong, Harvey	1978-81
Armstrong, Michael L.	1967-69
Armstrong, Ryan	2009
Arnecke, Burleigh F.	1953-55
Arnold, Charles B.	1956-57
Arnold, Kelly	1971-73
Artmore, Michael	1990-91, 1993-94
Ashcraft, Thomas	2013
Atkins, Jeff	1983-86
Atkins, Tennell	1974-77
Atwater, Alan	1997
Atwood, Travis	1992
Avantino, Nicholas	2017

B

Baccus, Earl W.	1926-28
Baccus, Forrest C.	1932, 1934
Baccus, Robert L.	1938-40
Badejo, Michael	2016-17
Baha, Nima	1999
Bailey, Charles M.	1936, 1939
Bailey, DeVon	2007-08
Baird, William L.	1921
Barker, Beau	2020
Baker, Charles E.	1933-35
Baker, James	1978 (Manager)
Baker, Michael	1973-75 (Trainer)
Baker, Thomas L.	1939
Ball, Bill	1974, 1976
Ball, Jerry	1983-86
Ballard, Greg	1989
Ballard, Reginald	1984-86
Bancroft, Steve	1996
Bandy, Trey	1996-98
Banjo, Chris	2008-11
Barnes, Beau	2011-14
Barnes, Robert	1978-80
Barnett, Anthony	2003
Barnett, Lynn	1939
Barnett, Thomas R.	1917-19
Barnhart, Ted	2003-04
Bartel, Richard	2002-03
Barton, Harrison	2017-18
Barton, J.A.	1915
Basham, John H.	1948
Basquez, Joe G.	1952-53
Bass, Homer E.	1931
Baum, Jenny	2004-06 (Trainer)
Baxter, Bert	1931-32
Baxter, Lloyd T.	1942, 1946-47
Bays, Joe	1975-78
Beachum, Kelvin	2008-11
Beard, Pat H.	1919 (Manager)

Beal, Thomas E., Jr.	1954-55
Bean, Brad	2002
Beard, Joe	1979-82
Beard, Khalid	1999-2002
Beard, Korey	1989-92
Bearden, Walter B., Jr.	1937-39
Beasley, Cole	2008-11
Beaver, Ralph J.	1920 (Manager)
Beavers, Raymond H.	1917-18
Beavers, Toxie	1973-75
Becker, Ryan	2016-19
Beckett, Robert F.	1957
Bedford, William E.	1922-24
Bednarz, Jason	1989-92
Beesley, Glyn W.	1940
Bell, Derrius	2007-08
Bell, Judah	2018-20
Belville, Robert E.	1937-39
Belz, Karl F.	1958-60
Benefield, Charles R.	1973-75
Benners, Frederick H.	1949-51
Bennett, Clarence	1979-80
Bennett, Mitchell	1980
Bennett, Sam	2006-07
Benotti, Steve	1989-90
Benson, Brandon	2017-18
Bentley IV, Ulysses	2020
Benton, Will	2020
Berg, Douglas A.	1970-72
Berger, Chad	1990-91 (Trainer)
Bergfeld, Andy	1989-91
Bergman, John E.	1942-43 (Manager)
Bernet, Edward N.	1952-54
Berry, Brian	1990, 1992-94
Berry, Charlie	2003-05, 2007
Berry, Raymond E.	1953-54
Best, Rory	1972-74
Betts, Isaac F.	1920-21
Beverley, Anthony	1982-84
Bevers, Kelly Bart	1985
Bey, Jamar	2003, 2005-06
Bianchi, Edward B.	1938-40
Bigger, Alden M.	1919
Biggins, John	1992-94
Biggus, Chris	2016-19
Birdwell, Warrie	1999-2001
Bischoff, Brian	2000-2003
Bishop, Aubrey A.	1925
Bishop, Roy	1925
Bishop, Stokes D.	1916, 1919-20
Bittenbender, Harold A.	1956
Black, Anthony	1976
Black, Carlyce	1994
Black, Thomas W.	1970-72
Blackmon, Cortley	2004-05
Blackburn, Kenneth D.	1946, 1948-49
Blackwell, Calvin	1976
Blaine, Michael L.	1967-69
Blair, Jill	1992-94, (Trainer)
Blake, Jourdan	2018
Blakeley, Robert B.	1954-56
Blakely, Raleigh B.	1946-49
Blanton, Louis	1975
Blaskovich, Kyle	2019-20
Blaylock, Dickie	1977-80
Blewett, David Marshall	1985
Blount, Ralph	1972
Blount, Sherwood	1969-71
Blueitt, Damond	1996-99
Boatman, Tabatha	2001 (Trainer)
Bobo, Keith	1971-73
Bogart, Tanya	2003 (Trainer)
Bolden, Rickey	1980-83
Bon, Taylor	2007
Bond, Heather	1999 (Trainer)
Bonds, Brandon	2003-06
Bonds, Byron	1990-93
Bonilla, David	1975
Bonilla, Will	2005-08
Boone, Darrin	1982
Booth, Clarence E.	1940-42
Bordano, Chris	1993-94, 1996-97
Bordano, John	2013-14
Boren, Bart	1975
Boren, Justin	2004
Borlenghi, Malcolm	1989
Bost, Robert M.	1970
Bostick, Al David	1973-75
Bostick, Lynn L.	1940-41
Boucher, Tony	1998-99 (Trainer)

Boudreaux, Joseph N.	1960
Boulton, Aaron	1983-84
Bowden, Charles D.	1956-58
Bowen, Michael	1986, 1989-90
Bowie, James	1990-92
Bowles, Gerald L.	1970
Bowling, Randy	1994
Bowman, Lorie	1986-87 (Trainer)
Bowman, Theron	2005-06 (Trainer)
Boyd, Grenberry D. Jr.	1920, 1922
Boyd, Zach	2008
Brabham, Cary	1989-92
Bradford, James E.	1932-34
Bradley, Paul E.	1970-71
Brady, Scott	1982
Braugh, Roger S.	1960-62
Bray, Andrew M.	1931-32
Bray, David G.	1932-34
Brennan, Thomas H.	1960-62
Brewer, Jack	1997
Brewer, Spencer J.	1921-22
Briggs, Brent	1999-2002
Briggs, Chauncey	2013-16
Briggs, Kris	1999-2002
Briggs, Paul W.	1933-34
Briggs, Thomas Davis	1982-85
Briggs, Travis	1989
Brinkman, Brenda	1980-82 (Trainer)
Brittain, Que	1967-69
Brittain, Vic	1968-70
Brock, Jeff	2006
Brooks, John L.	1917, 1919-20
Brooks, John M.	1920-23
Brooks, J.T.	2008-11
Brooks, Keith	1982-85
Brooks-Wess, Jordan	2018
Brown, Byron	2009-11
Brown, Darren	2019-20
Brown, Derron	2001-04
Brown, Evan	2014-17
Brown, Irl W.	1915
Brown, Jeffrey	1982
Brown, Marwin	1993
Brown, Melville M.	1926-28
Brown, Michael	1998-2000
Brown, Monti	1986-90 (Trainer)
Brown, Raymon	1996-99
Brown, Robert M.	1939-40
Brown, Sam C.	1925
Brown, Steve	1975
Brown, Tony	1986
Brown, William	2018, 2020
Browning, Danny	1974
Browning, Joseph B.	1931
Brownlee, Brandy	1984-86
Brownlee, Harris	1975-77
Bruton, Charles	1977-80
Bryan, David Lawrence	1985-86
Bryant, Cobe	2019-20
Bryant, Josh	2008
Bryant, Marcus	2020
Buechele, Shane	2019-20
Buffini, Anthony	2015
Bunch, Brian	2001-02 (Trainer)
Burch-Bowser, Tye	2001-02 (Trainer)
Burcham, Neal	2013
Burks, Christian	2016
Burke, Floyd T.	1964, 1966-67
Burleson, Jamie	1998-2001 (Trainer)
Burleson, John C.	1930-32
Burley, Kenard	2005-07
Burnett, Elmer W.	1948
Burnette, Heath	2005
Burnette, Grady	1982-83
Burns, Keke	2020
Burt, Shelly B.	1933-35
Bush, Matt	1993-94 (Trainer)
Butler, Chris	2007-10
Butler, James	1929-30
Butler, Richie	1989, 1991-93
Byers, Robert	1976

C

Cabe, Horace C.	1917
Cadwallader, Robert B.	1951
Cain, Vincent	1977
Callaway, Courtney	2005-06 (Trainer)
Calloway, Chevin	2019-20
Calvery, Chris	1996-99 (Trainer)
Campbell, Andrew	1981-84

Campbell, Chris	1994-96
Campbell, Donald	1961-63
Campbell, John W.	1940-41, 1946
Canine, Derek	1995
Cannon, Charles	2020
Caplinger, Justin	2004-05 (Trainer)
Cardwell, Cody	1999-2002
Carey, Leonard	1971-72
Carlisle, Blake	2016
Carneal, Charles	1972
Carrington, Reggie	2003, 2005-06
Carroll, Carlos	2015-16
Carroll, J. Sam, Jr.	1934-36
Carroll, Kyle	1989-91
Carson, Yvette	1994 (Trainer)
Carter, Clyde B.	1932-34
Carter, Dodge	1984-86
Carter, Floyd	1923
Carter, Gary R.	1970
Carter, Marcus	2000
Carter, Michael	1979-83
Carter, Russell	1980-83
Case, Kit	1981, 1983-85
Case, Ronald J.	1952
Cason, Jere H.	1918
Cassidy, Shawn	1990-92 (Trainer)
Castille, Xavier	2015-16
Castle, Troy	2013-15
Castro, Chris	2008-11
Caudle, Sam Neil	1959
Caughran, Ronald A.	1966
Caughran, Thomas L.	1962-64
Chamaqua, Christian	2013-15
Chambers, Charles E.	1950
Champion, John C.	1949-50
Chandler, Thornton	1999-2002
Chaney, Kevin	1979-82
Charles, Michael	1979, 1981-83
Charles, ShanDerrick	2001
Chase, Bobby	2004-06
Chase, Jimmy	2009
Chase, Vincent	2005-08
Chatman, Elijah	2019-20
Chavira, Jerry	1996-98
Cheney, John A.	1943-49
Chiles, Keith	1993-96
Chilton, Dan R.	1966
Choate, Gerrit	2018-19
Choate, Putt	1975-78
Christian, Gary M.	1958-59, 1961
Christopher, Henrey C.	1957-59
Christopher, Truman E.	1966
Clark, Harold G., Jr.	1945, 1949
Clark, Joe W.	1965-69 (Trainer)
Clark, Rayford	1971-72
Clarke, John E.	1960-62
Clay, Charles	2010
Clay, Donald	2020
Clecker, Ray	1950
Clem, John Jerome Jr.	1951-53
Clement, John L.	1938-40
Clements, Fred L.	1966-68
Clemons, Rodney	2016-19
Cleveland, Avery	2004
Cleveland, Jay Mond	2003-05
Click, Larry D.	1956
Clifford, Pamela	2004 (Trainer)
Cloud, James E.	1943
Clyce, Casey	1989
Coats, Roy	1996-99
Colbert, Darrel, Jr.	2015
Cole, A. Brice	1915
Cole, Don E.	1951-53
Coles, Robert E.	1973
Collier, Bobby F.	1948-50
Collier, Pat	1950
Collings, John R.	1942
Collins, Bryan	2009-12
Collins, Byron	1984-85
Collins, Chris	1989-91
Collins, James F.	1915
Collins, Pete	1979
Collins, Robert E.	1938, 1940
Colville, Cecil A.	1935
Combs, Lloyd	1917
Compton, Alisa	1990-91 (Trainer)
Condrin, Timothy James	1985-86
Cone, Rush	1971
Cone, Mark	1973-74, 1976
Conley, Spencer	2013



OUTLOOK

PLAYERS

COACHES

OPPONENTS

REVIEW

RECORDS

HISTORY

MEDIA

Cook, Earl M.	1944-47
Cook, William C.	1950
Cooper, Cara	1998-2001 (Trainer)
Cooper, Leon L.	1916, 1919, 1921
Cooper, Rafiq	1995-98
Cooper, Shelli	1989-91 (Trainer)
Corder, William D.	1963-65
Cormier, Rufus P., Jr.	1968-69
Cornelson, Jerry G.	1956-57
Cortemeglia, Christopher	1924-26
Cosper, Ronald H.	1961-63
Courtney, Chase	2007
Courtwright, Jeff	1981-82
Cowan, Trey	1989-92
Cowart, Rick	1975-77
Cox, Larry	1981-83
Cox, Lemuel B., III	1943-44
Cox, RC	2015-17
Coxe, Turner	2018-20
Coyle, Connolly	1995-98 (Trainer)
Craig, Brian	1992-94
Craig, Elmer S.	1925, 1927
Cramer, Rob	1980-82 (Manager)
Crane, R.	1986-91 (Trainer)
Cranfill, George B.	1945
Crawford, Larry	1973
Crawford, Richard	2010-11
Creath, N.B.	1929 (Manager)
Crenshaw, Robert D.	1966-68
Crisler, William P.	1951-52
Crites, Mark	1982-83
Croft, Abe	1943
Cromartie, Chace	2019-20
Crosby, Myles	2014
Crosby, Tim	2008
Croschere, Jamie	1997 (Trainer)
Crosland, Ben	1994-95
Crossley, Brandon	2020
Crouch, Chelsea C.	1937-39
Crowder, Alton D.	1962, 1964-65
Crowe, Jim N.	1960-61
Crowley, Jacob	2000-2001
Croy, Lute	1999-2002
Crutcher, C.J.	1954
Cude, Martin C., Jr.	1961-63
Cullum, Gordon F.	1924 (Manager)
Cunningham, Chris	1999-2001, 2003
Cunningham, Ivan L.	1943-44
Cunningham, Kellis	2006-09
Cunningham, Wes	1988-92 (Trainer)
Cupples, James K.	1967-69
Curik, William L.	1937-39
Curran, Jennifer	1998-2001 (Trainer)
Curran, Justin	2002-03 (Manager)
Curry, Patrick B.	1969-71
Czerniak, Szymon	2010-11

D

Dalton, Alvin J.	1958-60
Daniel, Francis	1926, 1928
Daniel, Wilton J.	1920-23
Dannis, Charles G.	1970-71
Darsey, Damon	1997-99 (Trainer)
Daugherty, Jason	1998-2001 (Trainer)
Davidson, Joe	1929
Davis, Aaron	2009-12
Davis, Charles L.	1941, 1945-46
David, Christian	2016-20
Davis, Ja'Gared	2009-12
Davis, Joseph	2003 (Manager)
Davis, Judson	2001-02
Davis, Matt	2014-15
Davis, N.R.	1948-49
Davis, Paka	2018
Davis, Pono	2017-19
Davis, Robert	1990-91
Davis, Steve	1980 (Manager)
Dawson, James R.	1950
Dawson, Walter S.	1925-27
De La Garza, Gabriel	1984-86
Dean, Harry F.	1950-52
Dean, Thomas E.	1942, 1945
DeArman, Ty	2020
DeGrazia, Michael D.	1961-62
Delamater, Wayne A.	1969
DeLany, John	1973-76 (Trainer)
DeLay, Lucky	2004
Delcambre, Alfred	1930-31
Denbow, Donnie R.	1966
Denbow, Trevor	2018-20
Denman, Randy	2004-06
Dennard, Clarence	1973-75
Dennis, Jay	1975
Dennis, Nick	2018-19

Dennis, Rock	2008-09
Derden, Max A., Jr.	1962-63
Derrick, William M.	1944
Derry, Horace	1973-75
Deschner, Anton	1917-19
DeVoss, John	1990-92
deWall, Will	1989-90
Deweber, Donald E.	1970-72
Dewell, William A.	1936-38
Dewveall, Willard, C.	1955-57
Dickerson Joseph B.	1970-72
Dickerson, Champ	1977
Dickerson, Eric	1979-82
Dickerson, Vaughn	1995
Dickey, Ned	1977-78 (Manager)
Dickinson, Lynn	1923
Dickman, Dylan	2016
Dieter, Gehrig	2012
Dietz, Bruce	1976
Dill, Dwight	1937-38
Dillworth, Robert H.	1965 (Manager)
Dixon, Rollin	1933
Dizer, Adrian	2008
Doggett, Daryl L.	1967-69
Dolford, Ray	1977
Dollens, Mickey	2008-09
Donaldson, Corlin	1998-99
Donnell, Cindy	1985-90 (Trainer)
Dorrity, Matt	2019-20
Dorsett, Newt	1977
Dorsey, Cedrick	2004-07
Dorsey, Tommy	1999-2001
Dotson, Shabazz	2019
Douglas, Roy	1980-81
Downey, Paul	2002 (Trainer)
Dozier, Cornelius	1982-85
Drayton, Charles	1980-82
Dugal, Billy	2011-12
Duggan, James E.	1973-76
Duke, Myles	2017, 2019
Duncan, Brian	1972-74
Duncan, James Matt	1989
Dunlop, John	1975-77
Dunn, John	1980-82 (Trainer)
Dunn, Marvin B.	1956-58
Dunn, Roy	1983-85
Dupard, Reggie	1982-85
Dupree, Jonathan	1990-91
Duvall, Andy	1971-73
DuVall, Stanley	1939-41
Dykhuizen, David	1977, 1980

E

Eades, Steven	1976-77
Early, Mickey	1973-75
Echols, Daniel	1989-91
Echols, Wilbur O.	1937-39
Echols, Wilburn O.	1970
Eckert, Stanley M.	1959
Eckert, Tony	2004-05
Edwards, Roland G.	1970
Edwards, Vernon	1992-94
Eidom, Franklin D.	1952-54
Eidson, Grant	2002-03
Eidson, Mike	1982-85
Eixman, John	1983-86
Elder, John F.	1939
Eldred, Mark	1993
Eldredge, Francis F.	1947-49 (Manager)
Eldridge, Curtis	1989-92
Elliott, John H., Jr.	1944-46
Elizee, Serge	2007-08
Ellen, David	1999
Elliot, Lyle B.	1918
Ellis, KJ	2007
Ellison, Andrew	2008
Ellison, Preston	2018-20
Emanuel, Sacha	1996
Embler, Mark	1975, 1977
Emory, Hackett	1982 (Manager)
Emshoff, Josh	2010
English, Weldon	1994
Enright, Mitch	2006-09
Epps, Raymond	2017
Ervin, Cameron	2020
Exleben, Jeff	1997-2000
Esteve, Thomas	1984
Etheridge, Joe P.	1946-48
Evans, Dewey	1995-98
Evans, Jason	1994-97
Everest, Alan D.	1970-71
Ewing, George	1937

F

Fagan, Russell	2005 (Trainer)
Fairley, Archie	1986
Faldon, Devon	1999-2000 (Trainer)
Fallon, Frank	1938-39
Fambro, Rick	1975
Farrar, Kevan	1975
Farris, James	1972-73
Farris, Louis A.	1956-57
Favreau, Jordan	2010
Fawcett, J.R.	1939-41
Feimster, Garett	2003 (Manager)
Felfe, Elmo R.	1944
Ferguson, Cara D.	1918
Ferguson, Eric	1978-81
Ferguson, Gary K.	1957-58
Ferguson, Joseph	2006
Ferguson, Marvin D.	1966
Ferguson, Michael D.	1964, 1966-67
Ferguson, Thomas	1976
Field, Thomas G.	1933-34
Fields, Darryl	2010
Fields, Thomas E.	1952
Fikes, Robert L.	1950
Fincher, Charleton J.	1927-28
Finley, Robert E.	1934-36
Fischer, Robert	1976-79
Fitz, Armando	2019-20
Fitzgerald, Johnnie	2003-06
Flake, Arlan G.	1960-61
Flake, Thomas	1994-96 (Trainer)
Flanigan, Ramon	1993-94, 1996-97
Fleming, Kenneth R.	1968-70
Fleming, Patrick	2007-10
Fleps, Pete	2007-10
Flores, Charlie	2019
Floyd, Robert J.	1969
Fly, Scott	1991, 1993
Fly, Walter R., Jr.	1932
Folsom, Robert S.	1944, 1947-49
Folsom, Ryan	1990
Forbes, Kris	1980 (Trainer)
Ford, Billy	1999-2002
Ford, Gus L.	1917
Ford, Mike	1977-78, 80
Ford, Scott	1981-84
Foree, Kenneth, Jr.	1917
Forester, George W.	1950-52
Forester, Herschel V.	1949-51
Fort, George L.	1925-26
Fort, Horace B.	1923 (Manager)
Foster, Chris	2004-05
Foster, David	1998
Foster, Walt	1977-79
Fox, Clement	1979-80
Fox, William W., III	1951-53
Francis, Daniel	2002
Franklin, William N.	1948-50
Fraser, Rollin G.	1946
Fraser, William T., III	1967-69
Frazier, Marquis	2009-11
Free, Jordan	2009-12
Freeman, John W.	1965-67
Freeman, Johnnie	1999-2002
Freeman, Ke'Mon	2016-19
Freiburger, Dan	1990-92

Frierson, Byron	1981-84
Fritz, Amanda	2002-05 (Trainer)
Fritz, Joe	1977-80 (Trainer)
Fross, Cory	1999-2001
Fuller, Austin	2012
Fuqua, Raymond	1932-34
Futschik, Mark	1993-95

G

Gaillard, Myron	2016-19
Gaines, Ivan	1996
Gaines, Jeremiah	2013-16
Gaiser, George N.	1964-66
Gaither, Greg	1992-96 (Trainer)
Galbraith, Shannon	1991-92 (Trainer)
Galloway, Andrew	2007-08
Gannon, William D.	1961-63
Garcia, Eddie	1978-81
Gardner, A. Howard	1916
Gardner, Greg	1989-91
Gardner, Harry E.	1942
Gardner, Julie	1996-99 (Trainer)
Gardner, Tim	1996, 1998-99
Garner, Rex	1973
Garrett, Elton	1975-78
Garrett, Jay S.	1967-68 (Manager)
Garrett, Kevin	1999-2002
Garrett, Randy	1986
Gary, David W.	1954-56
Gary, Demerick	2016-19
Gedwed, Chris	1996-97
Geise, Gerald	1937
Gentry, Mason	2014-17
Gentry, Thomas C.	1954-56
George, Leo	1979
George, Rochon	1994-95
Gholson, William H.	1970-71
Gibbons, Olin W.	1973
Gibson, Charles W., Jr.	1964-66
Gibson, Mark	1977-80
Gibson, Robert	1972-73
Gibson, Scott	1979-82
Gibson, Walter	1991
Gilbert, Garrett	2012-13
Gilbert, Robert R., Jr.	1929-31
Gilder, Gordon A.	1969-70
Giles, Bynum, H.	1917
Gilleland, Gregory Frank	1985
Giller, Tre	1989-90
Gillis, Gene R.	1951-52
Gillins, D.J.	2017
Gilmore, Robert	2005
Gipson, William E.	1943
Givens, Columbus	2005-07
Glaros, William P.	1969 (Manager)
Glaspie, Armanii	2018
Gleghorn, Courtney	2005 (Trainer)
Gleiber, Mitchell	1986, 1989
Glenn, B.C.	1915-16
Glockzin, Clay	2003-04
Glusing, John E.	1959-60
Gober, Kevin	1999-2001
Godfrey, Chris	2001-02
Godine, Standley	1981
Goen, Monte	1983-85
Goldberg, Gerson H.	1924
Gonzales, Joseph	1999 (Manager)



MIKE FORD



OUTLOOK	PLAYERS	COACHES	OPPONENTS	REVIEW	RECORDS	HISTORY	MEDIA
---------	---------	---------	-----------	--------	---------	---------	-------

Gonzalez, Abel	1941-42
Goode, Randall	2005-06
Goodrich, Robert E., III	1965-67
Goodson, Kenneth P.	1936
Goodwin, Fred R.	1946-49
Gordon, Daniel A.	1968-69
Gordon, Matt	1999-2002 (Trainer)
Gore, Charles	1933-35
Goss, Randall G.	1971-73
Goss, Randy J.	1971-72
Goss, Robert D.	1952-53, 1955
Goss, Roland E.	1939-41
Gossett, Britanni	2004 (Trainer)
Gotcher, Kadie	2005 (Trainer)
Gottschalk, Ben	2010-13
Graham, David L.	1966
Granson, Kylan	2019-20
Grant, Ken	1986
Grantham, Kenneth T.	1948
Graves, Allison	1996-99 (Trainer)
Graves, John E.	1961-63
Gray, Danny	2020
Gray, Jeremy	2010-12
Gray, Jerrel D.	1970
Gray, Joseph J.	1937
Gray, Joseph J.	1937
Gray, Rodi	1975
Gray, Thomas A., II	1958-59
Greehey, Sid	1975-78
Green, Deon	2015-16
Green, Derek	2019-20
Green, J. Edward	1947
Green, Jimmy	1974-75
Green, Ray L.	1960-62
Green, Tim	1983-84
Greenbauer, Hayden	2012-14
Greer, Erwin	1977
Gregg, A. Forrest, Jr.	1984
Gregg, A. Forrest, Sr.	1953-55
Gregory, Glynn S.	1958-60
Gregory, Jeremy	2001-02 (Trainer)
Grenier, Kevin	2008-12
Grider, Blake	1991-93, (Trainer)
Griffin, Beverly	1982-84 (Trainer)
Griffin, Jerry L.	1964-66
Griffin, J.R.	2018
Griffin, Kyle	2005-06
Griffin, Michael	1982
Griffin, Robert	1974-75
Griffin, Trey	2001-03
Griner, Heldt H.	1921
Gross, Roger S.	1962
Guidry, Martin	2003-05
Guillory, Lamonte	1995-97
Gunlock, Jack P.	1951-53
Guthrie, Larry C.	1969-70
Guy-Robinson, Justin	2017, 2019-20
Guynes, Henry	1936-37
Guynes, James W., Jr.	1937

H

Hackney, Clint	1972-74
Hackney, Hoyle	1927 (Manager)
Hackney, Joe M.	1958-60
Hackney, W. Loretz	1917
Hagan, Ron	1989-91
Hagerman, Clifford B.	1941
Hagle, James S.	1965-67
Hailey, Robbie R.	1954
Hailey, Shaine	2017-20
Hairston, Tom	1952-54
Hake, Mike	1973-74
Hale, Tim	1986
Haley, Roscoe	1916, 1919
Hall, Corter	1973
Hall, Jake	2018
Hall, Mercury	1995-98
Hall, Robert	2017
Halla, Frank	1930
Halla, James T.	1965
Halliday, Jack P.	1947-49
Halliday, Sid M.	1942, 1946-47
Halpin, Lowell R.	1967
Halverson, Nate	2013-14
Hamberger, John E.	1946-48
Hamilton, Ashley	1999 (Trainer)
Hamiter, Gene	1930
Hammon, Becky	1994-95 (Trainer)
Hammon, Marion	1928-29, 1931
Hammond, Gary A.	1969-71
Hammond, Mark	1973
Hampton, John	1999-2002
Handy, Patrick	2005-08
Hanness, Brett	2009-12

Hansen, Albert E.	1951-52
Hansing, Jack	2019
Harder, Marion	1975
Hardman, Cleve	1973-76 (Trainer)
Hargis, Townsend	2002-03
Hargrave, Harry M.	1968-70
Harkey, Carla	2002-03 (Trainer)
Harkey, Jack W.	1943
Harlan, William W.	1962-64
Harlow, John	1936-38
Harmon, Bryan	1994-97
Harmon, Rudy Paul	1985-86
Harper, Jamey	2002-05
Harraman, Brent	1989
Harrell, Jeffery	1982-83
Harrington, Darren	1989-92
Harris, Fred Elijah	1938-40
Harris, Henry C.	1916
Harris, Richard A.	1942
Harris, Rico	2001-02, 2004-05
Harris, Sterling	2001-03
Harris, Wylie	1922
Harrison, Kenny	1972-75
Hart, Matt	1989-91
Hart, Tracy	1996-99
Hart, William C.	1968-70
Hartnett, Perry	1978-81
Harvey, Jay	1993-96
Harvey, Ralieg L.	1955-57
Hashaway, Gary	1982-85
Hasson, Duke	2004-06
Hatzenbuehler, E. H.	1966-67 (Manager)
Haugum, Dean	1978
Hawk, David R.	1954-55
Hawkins, Tony	2004-07
Hawn, James J.	1950-52
Hawn, William A.	1937-38
Hawn, William R.	1930-32
Hawthorne, Gabrielle	2005-06 (Trainer)
Hayes, Ahmad	1994-95
Hayes, Robert, Jr.	2018-19
Haynes, Bradley	2008-11
Haynes, David	2005-07
Haynes, Michael	1972
Haynes, Walter L.	1968-70
Haywood, Adrian	2005-06
Head, Albon O., Jr.	1966-68
Headstramer, David R.	1973-75
Hearon, Charles	1930, 1932
Heathman, Brian	1990-94 (Trainer)
Hedlund, Chad	2015
Hellestrae, Dale	1981-84
Helms, Robert F.	1931 (Manager)
Henderson, Brandon	2009-13
Henderson, Jeff	1998
Henderson, Jessie	2005-08
Henderson, Mike	1989-92
Hendrickson, Ralph	1950
Henry, Robert H.	1961
Henry, Sidney M.	1923-24
Hensley, Charles M.	1957
Hernandez, Daniel	1995-96
Herron, Julian	2008
Hervey, A. Claude Jr.	1935 (Manager)
Hetherington, Gary	1976 (Manager)
Heusel, Scott	1998-2000 (Trainer)
Hicks, Ben	2016-18
Hiemenz, Paul	2006
Higgins, James B.	1968-69
Hightower, Richard	1949-51
Hill, Claude C., Jr.	1943, 1945-47
Hill, David	1975-78
Hill, Greg	1989-92
Hill, Rongea	1989-92
Hillary, Thomas W.	1962-63
Hines, Ben B.	1917-20
Hipps, Chris	2014
Hixson, Charles O., Jr.	1968-70
Hodges, James O.	1970
Hodges, Mark	2003
Hoffman, Mark	1981
Holbrook, Roy	1938
Holcomb, Laura	1986-89 (Trainer)
Holden, Samuel C.	1967-69
Holder, Bill	1996-99
Holdren, Rand	1998
Holleman, Aarius	2013
Hollie, Douglas	1982-83
Hollie, Spencer	2013-14
Hollingshead, Tam	1975
Holloway, Bryan	2019-20
Holloway, Jamie	2001-04 (Trainer)
Holman, Keenan	2010-13
Holmes, Joe	2007

Holt, Jene A.	1943
Holyfield, Marcus	2013
Holz, Jason	1993-96
Honey, Alex	2016-17
Hooks, Alexander M.	1926-27
Hooks, Robert A.	1950-51
Hooper, Earl	1974-75
Hooper, Ira	1928-30
Hopkins, Wes	1979-82
Hopkins, Will	2017
Horn, Eddie Jr.	1975
Horton, Cole	2003
Horton, Jene	1991-92 (Trainer)
Horton, Leah	1998 (Trainer)
Horton, Nick	2013-17
Houghton, H. Dwight	1969
Hover, Chase	2011-13
Howe, Mark	1974-76
Howell, Dennis	1971-72
Howell, Ladelle	1922
Howerton, Hayden	2017-20
Hrcirc, Trent	2000-2003
Huahulu, Evan	2008
Hubbard, Greg	1982-84
Hudman, Bryce	2006-07, 2009
Hudnall, David	1968 (Manager)
Hudson, Ernest	1926
Hudson, Ronald	1982
Huemiller, Tom	1989
Huff, Glen E.	1922
Hughes, Ben	2010, 2013
Hughes, John E.	1961-63
Hughes, Larry	2018
Humble, Mark	1995-97
Hume, Redman	1927-28
Hummell, Ben	1984-86
Humphrey, Rolando	2002-05
Hundley, Terry	1995-98 (Trainer)
Hunt, Byron	1977-80
Hunt, Charles	1976-79
Hunt, James R.	1959-61
Hunt, Jason	1993-94
Hunt, Margus	2009-12
Hunt, Richard	1991 (Trainer)
Hunt, Robert D.	1958, 1960-61
Hunt, Travis	2003
Hursh, Bruce	1975
Hurst, Damon	2006-07
Hutchinson, T.J.	1971
Hutshins, Cam	1980 (Manager)
Hyatt, Dan	1978 (Trainer)
Hyder, Braylon	2015-16

I

Ieremia-Stansbury, Don	2002-05
Ike, Danielson	2020
Imo, Kenneth	1995-98
Ingram, Robert J.	1925
Irby, Collis P.	1924
Iroh, Frank	1999 (Manager)
Irons, Richard B.	1966
Ison, Stuart	1989-91
Israel, Larry	1992-93
Ivey, Glenn	1994-97

J

Jackson, Charles R.	1956-57
Jackson, Chris	1981-84
Jackson, Frank H.	1958-60
Jackson, Jason	2007-08
Jackson, Nolan D.	1937-38
Jackson, Sam N.	1931-32
Jackson, Tony	1974-76
Jackson, T.Q.	2020
Jackson, William L.	1968-70
Jacobs, Jeffrey	1984-86
James, Chris	1994-95
James, Craig	1979-82
James, Jarrian	2000-2003
James, Lynn	1986
James, Rick	1994
Jamison, Rovert E.	1952 (Manager)
Janszen, Michael L.	1965-67
January, Alan D.	1963-65
Jarma, Don	1973-74
Jeane, Lee	1980-81
Jeanlys, William	2015-18
Jenkins, Vince Bernard	1985-86
Jennings, Kevin	1980-81
Jernigan, Larry W.	1963, 1965-66
Johns, Freeman	1973-77
Johnson, Albert	1995-98
Johnson, Armani	2019-20
Johnson, Arthur A.	1933-35

Johnson, D.D.	1999-2000, 2002-03
Johnson, Darius	2010-12
Johnson, Darrin	2003-06
Johnson, David	2015
Johnson, Edward	1972-73
Johnson, Gilbert	1947-48
Johnson, H.B.	1969
Johnson, Henry H.	1948
Johnson, Hiram B.	1969-71
Johnson, Janine	1980-82 (Trainer)
Johnson, Jeremy	2011-13
Johnson, Jordan	2007-08
Johnson, Kevin	2016-18
Johnson, Kim Bailly	1985-86
Johnson, La'Cori	2006-08
Johnson, Luke	1997-99
Johnson, Marcalas	2017
Johnson, Mike	1975
Johnson, Ray M.	1929-30
Johnson, Russell	1975
Johnson, Tim	1978
Johnson, Treveon	2018-19
Johnson, Wade	1984-85
Johnson, William E.	1927-28
Johnson, William O.	1940-42
Johnston, Fred A.	1970
Johnston, James M.	1968-69
Johnston, Luther P.	1939-40
Joiner, Veronica	1993-95 (Trainer)
Jones, Brandon	2004-05, 2007
Jones, Cam	2019-20
Jones, Desmond	2003-04
Jones, Frank M.	1928
Jones, James E.	1958
Jones, Keith	2019
Jones, Milton	1975
Jones, Patrick	2019
Jones, Phil	1972
Jones, Ralph P.	1926
Jones, Rod	1982-85
Jones, Tim	1977-78
Jones, Tyler	2007-09
Jones, Victor	2008, 2010-11
Jones, Will	2019-20
Jones, Xavier	2015, 2017-19
Jordan, Arthur	1990
Jordan, Demetri	2020
Jordan, C. Michael	1969
Jordan, Emmett M.	1930-32
Jordan, John D.	1968-70
Joseph, Darius	2012-15
Joyner, Randall	2010-13
Jurecka, Randy	1976
Jusko, Mike	1977-80
Justice, AJ	2013-15

K

Kaifes, Eric	1980
Karrington, Brent	2003
Kattmann, Bruce C.	1929-30
Katz, Randy	1976-79
Kaufman, Mitchell	2015-17
Kazadi, Ra-Sun	2019-20
Keele, Lacy R.	1944
Keener, Tab	1981
Keeton, Edgar L.	1939-40
Kelcher, Louie	1972-74
Keller, Walter S.	1954-56
Kelsey, Mike D.	1961
Kendrick, James P.	1944, 1948
Kennedy, Brian	1992-94
Kennedy, Jack	1915 (Manager)
Kennedy, Ryan	2003-06
Kennemer, Chase	2007-09
Kennington, Craig	1982-86
Kershaw, Brett	1989
Key, Earl	1925-26
Keys III, Terry	2019-20
Kidd, Brannon	1993-96
Kidd, Marty	1989
Kiely, Bill	1989-92
Kieschnick, Brad	2002-05
Kilmer, Tina	1996-97 (Trainer)
Kimbrough, John D.	1966-67
Kimbrough, Ned	1925
Kincade, Keylon	2000-2003
King, Donald	1982-85
King, Geoffery	1989-90
King, P.S.	1960
King, Sam B.	1934 (Manager)
King, Walter H.	1948
King, William J.R.	1922-24
Kirk, Joe A.	1968 (Trainer)
Kiselak, Dave	1994-95
Kitts, James R.	1918-21



OUTLOOK	PLAYERS	COACHES	OPPONENTS	REVIEW	RECORDS	HISTORY	MEDIA
---------	---------	---------	-----------	--------	---------	---------	-------

Klemstein, Billy	1983-85
Knebel, Eric	1954-55
Knee, Gary L.	1968-69
Knee, John C.	1962-64
Kneiff, Fred J.	1925-28
Knight, Jon P.	1949-51
Knight, Simeon	1989, 1991
Knox, Ernest	1973-74
Koenig, Thomas W.	1956-58
Kollar, Chad	1995-97
Kong, Lisa	1998 (Trainer)
Koonce, Jackson	2014
Koontz, George	1929-31
Kotlarich, Pete M.	1944-46
Kovar, Jerome	1978-79, 1981-82
Kreimborg, Jim	2000
Krischke, David	1972-73
Krstich, Garrett	2013-15
Kubicek, Robby	1992-93 (Trainer)
Kuesel, George K.	1970

L

Lafitte, Darrell M.	1951-53
LaGasse, Collin	2013
LaGrone, John W., Jr.	1964-66
Lairmore, Glenn C.	1932
Lamkin, Gus	1973-74
Lancaster, Cedric	2014, 2017
Landers, James E.	1951
Lanham, Joe	1929
Lasecki, Taylor	2012-15
Laughlin, Rosser T.	1932-34
Lavine, Tyler	2019-20
Law, Ty	2013
Lawler, Justin	2013-17
Lawrie, Chasity	1996-97 (Trainer)
Lawson, Ryan	1989-92
Leach, Bobby	1981-84
Lee, B.J.	2008
Lee, D.D.	2001-03, 2005
Lee, James W.	1957 (Manager)
Lee, Nathan	1995
Leitko, Mike	1971-73
Leonard, Ryan	2007
LeRibeus, Josh	2008-09, 2011
Lerner, Josh	1995
Lesser, Reid B.	1968-69
Lester, K.P.	1915
Levelston, DeVere	2020
Leverett, Paul F.	1953 (Manager)
Leveridge, Milam, S.	1945
Levias, Jerry	1966-68
Levy, Sam J.	1943
Lewis, Charles	1978
Lewis, Floyd N.	1946-48
Lewis, Marc	1990-91
Lewis, Ryan	1994 (Trainer)
Leyendecker, Charles S.	1954-56
Lias, Kevin	1995-96
Ligon, Clyde W.	1950-52
Lindbloom, Jason	1992-95
Lindley, A.W.	1929
Lindley, Jonathan	2004-07
Lindsey, Galen	1975-76
Line, Bill B., Jr.	1968-70
Line, Prescott	2013-15
Line, Zach	2009-12
Linebarger, Thomas	1982-84
Lipke, Eric	1948-49
Lisle, Tom	1978-79
Litowkin, Alex J.	1952-53
Livingston, Andrew	1983-85
Livingston, James W.	1968
Livingston, Michael P.	1965-67
Livingstone, William E., III	1954-56
Lobo, Sean	2006-08
Loftin, Cole	2012
Loftus, Mike	2011-13
Lomenick, Matt	1989
Long, Louie	1928-30
Long, William	1992-93 (Trainer)
Longoria, Derek	2012-15
Lott, David H.	1941 (Manager)
Love, Kevin	1989-92
Love, Ross J.	1926-28
Love, Ross J., Jr.	1957
Loveless, Bobby K.	1957-59
Loveless, Harrison	2018, 2020
Lovett, Brian	1989-90
Lowe, Kenneth C.	1957-59
Lowery, Devin	2004-07
Lowey, Tom	1974-75
Loyd, Paul B.	1966-67
Lucas, William F.	1954

Luce, Scott	1980-82 (Manager)
Luker, Kelan	1999, 2001
Lunday, Bryce	2008, 2010-11
Lynch, Efreem	1981
Lynch, Jalen	2017
Lynch, W.C.	1926

M

Maag, John A.	1963-65
Maddox, Robert D.	1940-41
Madison, Brice	2019
Magers, Harold J.	1963-65
Magness, James	1923-25
Magnum, Murray P.	1941
Maheew, James H.	1951
Makinde, Victor	2005-06
Maley, Howard E.	1941-42, 1945
Mallory, Young B.	1916 (Manager)
Mallouf, Raymond L.	1938-40
Malone, Ryheem	2015
Malonson, Marcus	1989-90, 1992-93
Mandungu, Nkumu	1996-98
Mann, Gerald C.	1925-27
Mann, Terence	1983-86
Mapps, James	2006-07
Mapps, Raymond E.	1970-72
Marion, James, E.	1948, 1950
Mark, Gerald	1986
Markette, Joe B.	1942
Marquardt, Walt	1980-82
Marrs, E.M.	1918-19
Marshall, David	1977-80
Marshall, John W.	1953-55
Marshall, Norman	1958-60
Martin, DeMyron	2005-08
Martin, Grady E.	1942
Martin, Jed Cameron	1985-86
Martinez, Mark	1989-90, 1992
Mason, Mike	1978-80
Mason, Weldon M.	1929-31
Massey, Bryan	2020
Massey, Richuel	2004-05
Masters, Ray D.	1955-57
Masterson, Ken	1984-85
Mathis, Ryan	1989
Matthews, Clifford W.	1936-38
Maurer, Jim	1983-87 (Trainer)
Maxon, Alvin	1971-73
Maxwell, Charles L., Jr.	1920
Maxwell, Douglas I.	1916-17
May, Albert L.	1915
May, Terry M.	1966-68
Mayes, Eric Reagan	1985-86
Mays, Gerald A.	1958-60
McAdams, Gordon	1980-81
McAdams, Michael	2002-03 (Manager)
McAlister, Oran H.	1962-64
McAtee, Harvey	1980-81
McBryde, Richard	2019-20
McCall, Bond	1982 (Trainer)
McCallum, Arthur N.	1958-60
McCann, Bryan	2006-09
McCarthy, James	1998-2001
McCarty, Daniel	2013-14, 2016
McClain, Clinton	1939-40
McClenehghen, Andrew	2012-15
McClintock, Milton E.	1943-46
McClure, Amy	1998-99 (Trainer)
McCorstin, George L.	1945
McCown, Josh	1998-2000
McCoy, David S., Jr.	1944-45
McCray, Wilton	2004-07
McCullough, Darrell D.	1973
McDade, Clarence	1982-83
McDade, Robert Roerique	1985-86
McDaniel, TJ	2019-20
McDearman, Bryan	1998-2001
McDearman, Rusty	1971
McDermott, J.J.	2011
McDonald, Earl	1922
McElroy, Deyon	2008
McFarland, John A., Jr.	1944
McGee, Ervin	2003
McGinnis, Stephen S.	1968-69
McGraw, Brendan	1998-99
McIlhenny, Donald B.	1953-55
McIlhenny, Lance	1980-83
McIlhenny, Lott	1979-82
McIntosh, John R.	1923-24
McIntyre, Sally	1995-99 (Trainer)
McIntyre, Tommy	2019-20
McJunkin, Blake	2008-12
McKinney, Andrew	2005-08
McKinney, Kevin Miles	1984-86

McKinney, Will	1997-98, 2000
McKinnie, Mac	1993-96
McKinnon, Randy	2011
McKissack, James R.	1946-49
McKnight, Alva F.	1917-19
McLarty, Seth A.	1970-72
McLaurin, Ken	2018
McLeod, W.H.	1932
McMillan, Marshall K.	1968-69
McMinn, Clarence B.	1941-42
McMurray, Chris	2002-05
McNeal, Shawnbrey	2009
McNew, Matt	2015-18
McNutt, Jack	1932
McQueen, Elijah	2017-18
McWilliams, Ronald O.	1944
Meador, Edward F.	1941
Medellin, Rene A.	1958-61
Medlen, Norman R.	1964-65
Medlen, Ron M.	1964-66
Medlin, Joseph	2000
Medlock, Kayce	2017
Medlock, Wesley	2002-04
Meletio, James T.	1943-45
Melle, Joe	2006 (Trainer)
Melvin, Alex	2017
Mendez, Daniel	1999 (Manager)
Mentzel, Ryan	2002-05
Meredith, Joseph D.	1957-59
Merrill, Sam B.	1916
Merritt, Dan	1995-98
Merritt, Ronald W.	1963-65
Meyer, Johnny R.	1970-71
Meyer, Ralph	1982 (Manager)
Meyers, John C.	1934, 1936
Michell, David C.	1956
Milam, John S.	1946, 1948-49
Miles, Cecil R.	1944-45
Miles, Kevin	2019
Miller, A.J.	1986
Miller, Eugene	1921
Miller, Harding W.	1941-42
Miller, Harry S.	1962-63
Miller, Jack D.	1951-53
Miller, Jordan	2013-14
Miller, Joseph A.	1960-62
Miller, Louis T.	1951-53
Millines, Darriion	2013-16
Mills, Gale E.	1952
Mills, Kenneth J.	1930-32
Minor, Zelt	2013-16
Mitchell, Bo Levi	2008-09
Mitchell, Darren	1981, 1983-83
Mitchell, David C.	1958
Mitchell, Donald	1995-98
Mitchell, Jackson	2013-16
Mitchell, Kyran	2015-18
Mitchell, Mike L.	1966-68
Mitchell, Wilbert	1993-96
Mixon, Dimarya	2017
Mizell, William A., Jr.	1945, 1948
Mobley, James	1979-81
Moczygamba, Ryan	2007-10
Moffett, John	1982-84 (Trainer)
Mojica, Robert	2009-10
Montes, Ajee	2013-14
Montgomery, Franklin R., Jr.	1985-86
Montgomery, Jesse	2014-15
Moodley, Ruben	2000-03
Moon, David E.	1945-48
Mooney, Tom	1977-78 (Manager)
Moore, Dale E.	1951-53
Moore, David J.	1966
Moore, Eric	1980-81
Moore, Jackson	1994-96
Moore, James D.	1944 (Manager)
Moore, Jared	1978-81
Moore, Jimmy L.	1966-68
Moore, Jimmy	1995-96
Moore, Michael W.	1963-65
Moore, Richard	2018, 2020
Moore, Shaun	2008
Moore, Sterling	2009-10
Moore, Todd	1981
Moreland, Jesse E.	1917 (Manager)
Moreman, Dan M.	1966-67
Morgan, Cagan	1992-95
Morgan, Cecil H.	1959, 1961
Morgan, Jeremy	1995-98
Moro, Osomu	1998-2001 (Trainer)
Morris, Beau	2019-20
Morris, Chris	1984-86
Morris, Earl	2002
Morris, Phil	1974 (Trainer)

Morris, Ron	1983-86
Morris, Wayne	1972-75
Morrison, Blackstone L.	1923-24
Morrison, Cobby	1984-86
Morrison, John R.	1937
Morrow, William W.	1964
Morse, Michael	2008-09
Morstead, Thomas	2006-08
Morton, Dustin	2006
Morton, Stephan	1972-74
Moten, Gary	1979-82
Motes, Kenneth E.	1964-66
Mounts, Roderick Bud	1985-86
Moxley, William C., Jr.	1947
Mudd, Donald	1976-78
Mulbah, Asatu	2006 (Trainer)
Mullenweg, William H.	1938-40
Mullins, Larry J.	1964-66
Mumphrey, Johnathan	1990-93
Munlin, Foy	2004
Munn, Max	1995
Muns, Matt	2002
Murff, Billy C.	1960
Murphey, Merlyn M.	1954
Murphy, Danny	1999
Murphy, Ken	1975-76
Muse, Cory	2005-07
Muse, Pete	1975-78
Musgrove, Curtis, Jr.	1950-51 (Manager)
Musslewhite, Benton	1950-52
Musslewhite, David C.	1956-58
Myers, Anthony	1975
Myers, Jack M.	1940
Myers, Seaver	2013-14

N

Nabushosi, Elie	2013-15
Nady, D. Gary	1972
Naggar, Chris	2020
Namdar, Brad	2011
Natour, Nick	2016-18
Neal, Eric	2002-03
Ndukwe, Toby	2018-20
Neal, William	1915
Neals, Tyeson	2017, 2019
Ned, Tony	1991-94
Neeley, Alfred D.	1929-31
Neeley, Richard	1980-82
Neill, Ken	1992-95
Neill, Pat H.	1958-60
Nekuzu, Michael C.	1968-70
Nelson, Gary	1975-78
Nelson, Isaiah	1991, 1993-94
Nelson, Norman L., Jr.	1960-61
Nelson, Patrick	2018-19
Nelson, Stephen	2013-14
Nelson, Walter	1922 (Manager)
Newman, Clinton D.	1960
Newman, Michael	1989-90 (Trainer)
Newman, Terrance	2018-20
Newman, Tom R.	1921
Newsome, Tony	1997-98
Newton, Neil L.	1920-22
Nichols, Albert G., Jr.	1959-61
Nichols, Fred	1980-83
Nichols, George Shon	1985-86
Nichols, Rich	1998-2000
Nikolopolous, Victoria	2001 (Trainer)
Nisbet, Jay	1989
Nix, Charles	1978-80 (Trainer)
Nix, Doyle E.	1953-54
Nlemchii, K.C.	2013-14
Nnabue, Alvin	2001, 2003-05
Noble, James W.	1943
Nobles, Joe	1973-75
Noebel, Scott	1977
Norton, Jerry R.	1951-53
Nutt, Duane D.	1952-54
Nwabuike, Uchenna	2011, 2013
Nwisiennyi, John	2008
Nwosu, Cameron	2014

O

O'Beirne, Clarence B., Jr.	1939 (Manager)
O'Brien, Ed	1980
O'Brien, Harold E.	1953-55
O'Connell, John P.	1967-69
O'Meara, Brian	1981-83
Oden, John H.	1973
Odiani, Alex	2008
Odom, Layton H.	1921
Oefinger, Roy D.	1964-65
Oehrlin, Jacob	2019
O'Guin, Michael	2010



OUTLOOK	PLAYERS	COACHES	OPPONENTS	REVIEW	RECORDS	HISTORY	MEDIA
---------	---------	---------	-----------	--------	---------	---------	-------

Okeke, Uzo	1989-92
Okerland, Beth	1989 (Trainer)
Oldfield, April	1998 (Trainer)
Olitsky, Sandra	1984-86 (Trainer)
Oliver, Ed C.	1932 (Manager)
Oliver, L.J.	1931-32
Olson, Jeannie	1982 (Trainer)
Onu, Mikial	2016-18
O'Neill, Shane	1999-2001
O'Neill, Steve	2000
Orr, James	1999-2002
Orr, Maurice, S.	1933-35
Ortiz, Clifford	1972
Osborn, Norbert	1986, 1989
Osborne, Justin	2020
Ownby, Roy K., Jr.	1942
Oyler, Robert R.	1962-64

P

Pace, Roy L.	1952-53
Padron, Kyle	2009-10
Page, David	2000-01
Page, Paul E.	1945-48
Page, Tyler	2017-20
Pahulu, Alex	1997-98
Palmer, Wayne	1942
Parham, Chris	2007-09
Park, Roy W.	1915
Parker, Chales L.	1943
Parker, Cornell	1992-95
Parker, Emily	1999 (Trainer)
Parker, Howard I.	1947
Parker, Robert C.	1946
Parker, Robert	2010
Parker, Stephen B.	1973 (Trainer)
Parks, A. Jack	1925-26
Parks, Chris	2010-13
Parks, Frederick R.	1945-47 (Manager)
Parr, Rodney G.	1959
Parrott, G. Stephen	1969
Partee, Buford L.	1950-52
Partee, Dennis F.	1965-67
Pasqua, Joe B.	1938, 1940-41
Patman, Johnson	1998-2001
Patrick, Ramona	1999 (Manager)
Patterson, Dan M.	1936-38
Patterson, Joseph I.	1919-21
Patton, Chad	1990-93
Patton, Sam	1991
Paul, Nelson	2019-20
Payne, Frank C.	1921, 1923
Payne, Frank C., Jr.	1946-49
Pearson, Arnett	1924
Pechal, Julius M.	1946-47
Pederson, Lance	1977-80
Pedrosa, Darren	1991
Peel, Warren R.	1918
Pellerin, Reynaldo	2003-06
Pennington, Jeff	1996-99
Perez, Ines J.	1966-67
Perkins, Blake	1995-98
Perry, Charles W., Jr.	1949-50
Perry, Harold	1975-78
Perry, Tony	1975
Peterson, Eric	2000-02
Peterson, Lance	1989-90 (Trainer)
Pettaway, Don	1978
Peveto, Brad	1983-86
Peveto, Caleb	2004-07
Phillips, Chris	2003
Phillips, Dominique	1997-2000 (Trainer)
Phillips, Jerome K.	1964-66
Phillips, Jimmy, Jr.	2018-20
Phillips, Joe	1984-85
Phillips, Keith	1976-77 (Manager)
Phillips, Leamon A.	1936-37
Phillips, Reginald	1980, 1982-84
Phillips, Rodnick	1996-99
Pickens, Gary	1976-78
Pierce, Frank B.	1918
Pierce, Grahm L.	1917-20
Pierce, Merek	2018-19
Pipkins, Jason	1998, 2000-01
Pittman, Torlan	2008-09, 2011-12
Pleasant, Marquis	1983-85
Poirot, Rodney L.	1966
Polk, William L.	1958-60
Pollet, Leyton	1999 (Manager)
Pool, Julius L.	1943
Poole, Scott	1990-92 (Trainer)
Pope, John	2004-05
Pope, Kevin	2011-14
Pope, Raymond D.	1938-40
Popelka, Robert E.	1970-72

Portillo, Bruce W.	1967-69
Poslick, McKinzie	2004-05 (Trainer)
Post, Chris	1999-2001
Poston, Blake	2012-13
Poulos, Stanley G.	1968-69
Pouncy, Gene	1972
Pouncy, Joe	1972
Powell, David J.	1950-52
Powell, Malcolm E.	1928-30
Poynter, Ben	2004-07
Poynter, Tommy	2006, 2008
Pratt, Markus	1998-2000
Price, Joe	1931
Price, Leroy	2000-01
Price, Mitchell	1986
Priddy, William R.	1921 (Manager)
Pritz, Rex	2016-17
Proche, James	2016-19
Pruitt, Jarvis	2013-16
Pryor, Gene	1986
Pugh, Jacob	2019-20
Pulattie, Francis W.	1946
Pursley, Chad	2015, 2017-18

Q

Quinn, Hal M.	1950
Quinn, Robert E.	1945
Quinn, Trey	2017

R

Raborn, Carroll M.	1934-35
Rademacher, Cody	2013-14
Radford, Eddie	1982
Raines, Arthur, L.	1962-63
Rainey, John D.	1967-70 (Trainer)
Ramsey, J. Theodore	1940-41
Ramsey, Robert E.	1942, 1946-47
Randall, Drew	1989-92
Randell, Don R.	1970-72
Randle, Derrice	1999-2001
Randle, Mike	1980
Randolph, Shakiel	2012-15
Ranspot, Keith E.	1935-37
Rash, Nick	2004 (Trainer)
Rasmussen, Robert	1978
Rasor, Edgar R.	1941-42
Rau, Corey	2018
Ray, Earl W.	1965-66
Ray, John H.	1932
Ray, T. Seborn	1926-28
Rea, Kenny	1989-92
Redding, Ben	2018-20
Redman, David D., Jr.	1943
Reece, William T.	1945
Reed, Derrick Dwight	1985-86
Reed, Nick	2013-14
Reed, Raymond W.	1921
Reed, Robert M.	1960
Reed, Samuel H.	1927-28
Reed, Taylor	2009-12
Reel, Ronald M.	1963-65
Reese, Albert	1983-86
Reese, Darrell	1982-85
Reese, Guy P.	1959-61
Reeves, Jimmy L.	1961
Reich, Taylor	2014
Reindl, Steve	2000-03
Reinking, Richard P.	1945-47
Reinowski, Paul R.	1964
Reisor, Lawrence E.	1922-24
Renshaw, Horace	1917-19
Rentzel, Chris	1966
Revis, Norm	1981-83
Reyes III, Raul	2017
Reynolds, Edward E., Jr.	1956 (Manager)
Rhinehart, Jacoby	1995-98
Rhoads, Jack D.	1960-62
Rhodes, Zach	2007
Rhyme, Jerry B.	1961
Rhone, Anthony	2014-17
Rice, Douglas Clinton	1984-86
Rice, Rashee	2019-20
Rice, Sam	2012-13
Richard, Lincoln	2013
Richards, Billy G.	1946, 1949-50
Richards, Dave	1984-86
Richardson, Courtney	1998-99
Richardson, Harold L.	1966-67
Richardson, Horace	2013-16
Richardson, J.R.	2011, 2013-14
Richardson, Michael W.	1966-68
Richardson, Terry Don	1969
Richey, John N.	1961-63
Richter, Reichard R.	1937

Riedel, David	1989-90 (Trainer)
Riley, Corey	1999-2001
Riley, David L.	1951-52
Riley, James C.	1930-32
Riley, Karon	1996
Riley-Ayers, Gareth	2012-14
Rios, Roy	1997-98
Rippee, William M.	1950-52
Rising, Major W.	1957-59
Risko, Robby	1989-92
Ripspress, J.C.	2018-20
Ritz, Todd	1991
Roach, John G.	1954-55
Roach, John L.	1926-27
Roan, Oscar	1972-74
Robb, James Y., Jr.	1950-51
Roberson, Reggie, Jr.	2018-20
Roberson, Roderick, Jr.	2020
Roberts, Gene O.	1948, 1950
Roberts, Keyfer	2015-16
Roberts, Russell	2019
Robertson, Ronnie	1973-74
Robinson, Aldrick	2007-10
Robinson, Calvin	1994
Robinson, DeAndrea	1994-95
Robinson, Delano	2017-20
Robinson, James Lee	1971-72
Robinson, James S., Jr.	1955
Robinson, James	2000
Robinson, John Andrew, Jr.	1984-86
Robinson, Keith	2008-09, 2011-12
Robison, Eulis C.	1956-58
Robledo, Kevin	2017-19
Rock, Collin	2017-19
Roderick, John W.	1963, 1965
Rogers, Cameron	2009-12
Rogers, David L.	1970-71
Rogers, David	1977
Rogers, James Jr.	1954-55 (Manager)
Rogers, Justin	2003-06
Rogers, Mack	1971-72
Rohifs, Paul	1975 (Manager)
Rolf, Robert N.	1949 (Manager)
Rolfe, Austin	2016
Rollins, Arthur H.	1970-71
Rollwage, John O.	1944
Romo, Jerad	2004-05
Romo, Mike	1989-91
Roundtree, Daniel	2012
Rosales, Oscar	1989-91
Rosenthal, Ken	1976-79
Ross, Haskell E.	1932-33
Rossley, Mick	1991-94
Rote, William K.	1948-50
Rudolph, Harold L.	1957
Rumley, John L.	1959-60
Rushbrook, Matt	2000, 2002-04
Russell, Charles S.	1949
Russell, Harvey N., Jr.	1949-51
Russell, I.D.	1949-51
Russell, James O.	1933-35
Russell, Sammy	1972-75 (Trainer)
Ruthstrom, Ralph D.	1944
Rutledge, Jonas	2000-03
Ryan, Chuck	1974-75
Ryan, James P.	1970-72

S

Sackville, Jamie	2016-18
Sada, Marcello	2010
Saena, Jerry	2016
Salerno, Michael	2019-20
Sanders, Chris	1997-98
Sanders, CJ	2018-19
Sanders, Deion, Jr.	2013-15
Sanders, Emmanuel	2006-09
Sanders, George B.	1936-38
Sanders, Henry J.	1927-29
Sanders, Jack	1936, 1938-39
Sanders, Stephon	2011-14
Sanders, Wayland	1922
Sanders, William T.	1934-36
Sato, Naoky	1989-90 (Trainer)
Sautley, Victor	1927-29
Sawyer, Trent	2006
Savage, Randy	1972-74
Scanlon, Kerry	1995-96
Schaerdel, William	1927-28
Schavrdra, Chase	1997-2000
Schick, Lincoln	2010-11
Schmitt, Thomas	1982-86 (Trainer)
Schoenke, Raymond F.	1960-62
Schroeder, Cody	1993
Schulgen, Sean	1997

Schulte, Rickey	1980-82
Schultz, Leon H.	1944-45
Scoggins, Randy	1971
Scott, Delontae	2016-19
Scott, Jay	2010-13
Scott, Joe B.	1941-42, 1946
Scott, Louis C.	1970-71
Scott, Paul B.	1919-20
Scott, Stewart	1982
Scott, Warren	1993-96
Scott, Warren	2019
Scotti, Anthony	1994-97
Scottino, Paschal, J.	1934-36
Seals, Robert	2012-15
Sebeck, Jerry D.	1960
Secor, Albert	1976
Seeker, Luke	2012-14
Sehlinger, Michael	2018
Sellers, Ben	2013
Sennette, Chad	1996
Sepulveda, Donnie	1990-92 (Trainer)
Severt, Jordan	2017
Shaelman, Tony	1982, 1984-86
Shapard, Barnard	1921
Shapiro, Ed	1973-74
Sharrock, Jerry D.	1957-58
Shaw, James H.	1968-69
Shaw, Rufus	1972
Shaw, Truxton L.	1931
Shaw, Wanda	1972
Shaw, Wayne	1942-43
Shaw, William A.	1943
Shea, Greg	1991-93
Shead, Traylon	2013
Sheets, Alan	2004 (Trainer)
Shields, James	1999 (Trainer)
Shelton, Derek	1978
Shelton, Michael, D.	1969
Shelton, Mike	1971
Shelton, Thomas	1978-81 (Trainer)
Shepard, Kevin	1992-94
Sheppard, Henry	1973-75
Sherer, David M., Jr.	1957-58
Sherick, Richard Dwight	1985-86
Sherman, Eugene H.	1959-60
Sherwin, Thomas W.	1961-63
Shields, James	1998-2000 (Trainer)
Shuford, David	1965
Shuford, Harry A.	1933-35
Silverthorn, Kris	1971-72
Simes, Hoyle A.	1939-40
Simmonds, Zac	2004
Simmons, John C.	1977-80
Simmons, John J.	1970
Simmons, Marcello	1989-92
Simon, Victor	1980-81
Simonton, Jason	1996-99
Simpson, Cowden K.	1940-42
Simpson, Rusty	1999
Simpson, Wayne	1974-76
Sims, Steve	1972
Sitton, James J.	1963-65
Skeeters, William T.	1928-30
Slankard, Wayne C.	1956-57
Slaten, Joey	1998-2001
Slater, Corey	2006
Slaughter, Byron	1990-93
Slaughter, Sidney L.	1955-57
Sledge, Zack	2005-07
Sloan, Benson	2006
Sloan, Seth	2008
Smart, Justin	2007-08, 2010
Smith, Anthony	1977-80
Smith, Blane	1978, 1980-82
Smith, Braden	2009-10
Smith, Burnie	1946
Smith, Cameron	2011, 2013-15
Smith, Chase	2006
Smith, Elvin M.	1922
Smith, Gary	1978-82
Smith, J. David	1969
Smith, Jacques	1990-94
Smith, James L.	1931, 1933-34
Smith, James R., Jr.	1933-35
Smith, Jesse F.	1956-57
Smith, Jimmy L.	1977-78
Smith, Jimmy W.	1953-55
Smith, Kadarius	2017, 2019
Smith, Michael	1972-74
Smith, Rhea	1925 (Manager)
Smith, Robert P.	1931-32
Smith, Robert T.	1972-74
Smith, Ryan	2009-12
Smith, Steve	1971



OUTLOOK

PLAYERS

COACHES

OPPONENTS

REVIEW

RECORDS

HISTORY

MEDIA

Smith, Steve	1974-77 (Manager)
Smith, Steven H.	1959
Smith, Wade	1994-95
Smith, Warren N.	1943
Smith, Whit	1982-83
Snowden, Clint	1995-98
Solombrino, Marty	1989-92
Sorrell, Justin	2010-11
Sowe, Anthony	2007-08
Spain, Truman F.	1933-35
Spears, Noah	2017, 2019
Spencer, Jarrett	2013
Spillman, Andy	1989
Spivey, Lee	1978-80
Sprague, Charles C.	1936-38
Sprague, Howard	1930-32
Sprague, John F.	1934-35
Spretz, Chad	1992-93
Squires, William R., Jr.	1944-45
St. Clair, Walter G.	1941
Stackhouse, Arianna	1994-96 (Trainer)
Stafford, Aaron	2013
Stamps, William	1933-35
Standifer, Charles T.	1964-66
Staniland, Steve	1980-81
Stankovich, B.J.	1990-91, 1993-94
Stanley, David	1983-84
Staples, Pelham P., III	1968
Stapp, William I.	1936
Stark, Richard A.	1973-75
Starnes, Charles N.	1938 (Manager)
Stephens, Brandon	2019-20
Stephens, Kenny	1971
Stephenson, Trent	2002
Sterns, Cole	2018
Stevens, J. Alton	1922
Stevens, Josh	1997-2001 (Trainer)
Steward, Hugh L.	1954, 1956
Stewart, Don M.	1956, 1959
Stewart, James H.	1921-23
Stewart, John	1991-93
Stewart, Leslie L.	1961-62
Stewart, Maco C.	1933-35
Stewart, William R.	1964-66
Stidger, Johnny F.	1936-38
Stier, Fred M.	1964
Stinton, Seth	1995-97
Stockton, John	1997 (Trainer)



JOHN SIMMONS

Stollenwerck, John	1986
Stollenwerck, Logan H.	1922-24
Stollenwerck, Logan H., Jr.	1949-51
Stollenwerck, Sam S.	1951-53
Stone, Matt	2011
Storey, Mindi	1997-99 (Trainer)
Stotts, Garrett	2015-18
Stout, Jeremy	1990-93
Stringer, James F., Jr.	1967-69
Stubblefield, Dwight L.	1962 (Trainer)
Stufflebeme, John D.	1935-36
Sturdivant, Joe	2003-06
Sturdivant, Paul	1976
Stutts, Joe D.	1968-70
Sullivan, Billy R.	1947, 1949-50
Sullivan, John L.	1936, 1938
Surcek, Robby	1989 (Trainer)
Sutphin, Cecil N.	1945-47
Sutton, Courtland	2015-17
Sutton, Eric	2016-18
Sutton, Jeff	1976-77
Suzuki, Ayaka	2006 (Trainer)
Swain, Randy	1981
Swann, Craig	1992-96
Sweet, Horace	1916
Swofford, Derek	2002-04
Swope, James	1942
Szymanski, Matt	2009-10

T

Tabor, Michael M.	1963-65
Tate, Willis M.	1930-31
Tatum, Robert E.	1925-27
Taylor, JaBryce	2013
Taylor, Jackson	2005-08
Taylor, James B.	1963-64
Taylor, Jay	2001-02
Taylor, Jim Bob	1979
Taylor, Sheri	2005-06 (Trainer)
Taylor, Tyree	1995-98
Temples, David	1981
Tennison, Bryce	2008-11
Terrance, Vernon L.	1929-30
Terrell, Charles T.	1957-59
Terrell, Darryl Lynn	1985-86
Terry, Doug	1972
Terry, Glen C.	1965
Thebeau, Rachel	2006 (Trainer)
Thedford, Hunter	2017-18
Therien, Troy	2005-06
Theus, Waldo	1979-81
Thomas, Bennie	2008-10
Thomas, Bill	1972-74
Thomas, Daniel L., Jr.	1962-64
Thomas, David L.	1969
Thomas, Elmer Earl	1985-86
Thomas, Franky	1984-86
Thomas, Guy	1972-75
Thomas, H. Bascom	1916
Thomas, Jaylon	2018-20
Thomas, John	1970-73 (Trainer)
Thomas, Kevin	2015-17
Thomas, Lewis H.	1915
Thomas, Stephen	1989-90
Thomas, Zac	2008
Thompson, Alan	1991-92 (Trainer)
Thompson, Der'rikk	2011-14
Thompson, J. Cleo	1916
Thompson, Jesse	1916
Thompson, Mark	1983
Thompson, Omar	1989-91
Thompson, Taylor	2008-11
Thompson, Ted	1972-74
Thomal, Kevin	1993-96
Thornhill, Lynn W.	1964-66
Threadgill, Andrew J.	1933 (Manager)
Threadgill, Robert E.	1930 (Manager)
Thrift, Dustan	2001-04 (Trainer)
Thurston, Guy	1982-83
Tinsley, M.L.	1941
Tipton, Lester B.	1933-35
Tobolka, Jordan	2013
Todd, Alex N.	1960
Todora, Jacob	2017-18
Tolbert, Emanuel	1976-79
Tomlin, Eric	1992-95
Toole, Ed	1980 (Manager)
Townsend, Rodney	1993-95
Travis, Kenneth	1930-32
Traylor, David	1994 (Trainer)
Trigg, Charles H.	1926-28
Tucker, Blake C.	1953-55
Tuiasosopo, Caleb	2014-15
Tunnell, Larry W.	1968-69
Tunnell, Winfred L.	1939-41

Tuohy Jr., Sean	2016
Turk, Paul G.	1952
Turner, Bryan	2003-04
Turner, Darold	1978-79
Turner, Fred	2004-06
Turner, Kelly	2008-11
Turner, Logan	2008
Turner, Robert A.	1933-35

U

Unger, Dominik	1986
Upshaw, Austin	2019-20
Upshaw, Jim	1972
Urbanus, Chris	2004-05

V

Vadheim, Colin	1998-2000
Valdez, Edward	1967
Van Derven, Bruce	1989-92
Vann, Robert F.	1948-50
Vasquez, Chip	1991
Vaughn, William	1925
Viloria, Vic	1998, 2000-02
Vincent, Mark	1984-86
Vinsant, Paul A.	1943
Vinson, Cedric	2002, 2004
Visinsky, David	1996-97
Visor, John	1922
Visosky, Adam	2008
Voosen, Mark	2009-12
Voyles, Adam	1990-93
Voyles, Cole	2019

W

Wade, Howard M.	1924-26
Waggoner, Allen B.	1956-57
Wagley, William E.	1942
Wagoner, Charles	1979
Waida, Gregory A.	1973 (Manager)
Wales, Herbert V., Jr.	1949
Walker, Doyce A.	1960-62
Walker, Ewell Doak	1945, 1947-49
Walker, Grover C., Jr.	1949
Walker, Ken	1971
Walker, Mario	2006-08
Walker, Robert C.	1931
Walker, Ryan	2012-13
Walker, Shelby	2014-17
Walker, Val Joe	1950-52
Wallace, Carl P.	1947-49
Wallace, Mike	1986
Walling, Billy G.	1943
Walling, Herbert A.	1922-24
Wallis, Tate	2002-03
Walterscheid, Adam	1998-2001
Ward, Jordan	2016-17, 2019
Ware, Derwin	1989-92
Warren, Blake	2003-06
Washington, Greg	1974, 1977
Washington, Russell	1979-82
Washington, Wendell	1995-97
Waters, Lindsley, Jr.	1937 (Manager)
Watkins, Rodney	1991-94
Watters, George	1924-25
Watters, Harry B.	1927-28
Watters, Robert L.	1925
Watters, Robert Lee	1984-86
Watts, Toby	1986
Waxman, David	2009 (Student SID)
Weant, Lee H.	1935-36
Weatherford, Billy	1971
Weatherford, William E.	1946, 1948-49
Weaver, Nicole	2005 (Trainer)
Weaver, Walter H.	1965, 1970-71
Weber, Garry A.	1956-57
Webb, Braxton	2019
Weeks, Kris	2012-15
Welborn, Garry	1980-83 (Trainer)
Welch, James E.	1957-59
Welch, Robert T.	1949
Wells, Joe	1989-91
Wells, John	1978-79
Wertheimer, Lewis J.	1952 (Manager)
Wesson, Ricky	1973-76
West, Braeden	2015-18
West, David	1986
West, Joseph D., Jr.	1957-59 (Manager)
West, Robert H.	1961-63 (Manager)
Westbrook, Larry W.	1960
Westerfield, Butler	1916
Westerfield, Noah	2018
Westfall, Sam	2020
Wetsel, Jesse C., Jr.	1933-35
Weyman, Robert	1975-76

White, Ben D., Jr.	1949-51
White, Connie Mac	1963, 1965-66
White, Donald R.	1966, 1968
White, Jeremy	2016
White, Joe T.	1969-70
White, Robert G.	1972-73
White, Willard K.	1936 (Manager)
Whitehead, Forrest	1922
Whitehill, Brian	1993-94
Whitener, Charles C.	1970-72
Whitmore, James	1992-95
Whitten, John C.	1962 (Trainer)
Whittington, Arthur	1974-77
Wiese, Riley C.	1960 (Manager)
Wiggins, Calvin	2020
Wilburn, Erwin	1991-94
Wilemon, David L.	1957-58
Wilemon, Tiley, C., Jr.	1957-59
Wilds, Bryce	2016-18
Wiley, Gary	2018-20
Wilk, Larry	1975-76 (Manager)
Wilkerson, Terrance	2008-09, 2011
Williams, Billy Jack	1999-2002
Williams, Brandon	1995-96
Williams, Gene	1975-76
Williams, James L.	1940 (Manager)
Williams, Jared	2011
Williams, Jordan	2016-17
Williams, Josh	2015-17
Williams, JT	2016-17
Williams, Justin	1999-2002
Williams, Keith	2003
Williams, Melvin	2001-04
Williams, Mike	2020
Williams, TalMerik	2019-20
Williams, Troy	1991, 1993-94
Willis, Justin	2006-07
Willis, Mitch	1980-83
Willmot, George Y.	1964-66
Wilson, David R.	1963
Wilson, Dray	1994-96
Wilson, Jackie	1981-82
Wilson, Jerry L.	1966-67
Wilson, Jon	1996
Wilson, Larry	1991-94
Wilson, Ollie, E.	1943-46
Wilson, Robert E., Jr.	1933-35
Wilson, Roderick	1986
Wilson, Stanley	1980
Wilson, Sterling	1980-82
Wimbley, Rishaad	2011-12
Wise, Benjamin	1982-83
Wisenbaker, Matt	1989-92
Wolcott, Ryan	2006
Wolf, Jason	1989-92
Wolf, William R.	1950 (Manager)
Womack, Donte	1994-97
Wood, Bill	1972-74
Wood, James E.	1966-67
Wood, Sam E., III	1948-50
Wood, Zach	2012-15
Woodard, Warwick	1994-97
Woods, Jeff	1999
Worthen, Cody	2011-12
Wright, Darrian	2011-14
Wright, James	1975-77
Wright, Jim S.	1941-42, 1946
Wright, Steve	1980
Wright, William D.	1968-70
Wyatt, Brady T., Jr.	1959
Wyatt, Harry M.	1970
Wyatt, Jordan	2015-18

Y

Yenga, Yuri	2007-10
Yenga, Jonathan	2012-15
Yokum, Lee M.	1957-58
Young, Jimmy	1986
Young, Samuel H.	1939-41
Young, Warren	1995-99 (Trainer)

Z

Zachary, Foye A.	1932
Zachary, Michelle	1994-95 (Trainer)
Zamorano, Alex	1989 (Trainer)
Zant, James H.	1916
Zant, William	1918-20
Zaragoza, Christian	1972
Zartman, Walter James	1984-86
Zimmerman, Zach	2007-08
Zively, Walter P., Jr.	1952 (Manager)
Zoch, George A.	1970-71
Zollinger, Amanda	1990-92 (Trainer)



MUSTANGS BY THE NUMBERS

0

Thad Johnson (2020)

1

J.M. Brooks (1920-23)
Chris Butler (2007-10)
Brandon Crossley (2020)
Eddie Garcia (1978-81)
Kevin Garrett (1999-02)
Arrius Holleman (2011-13)
Roderick Jones (1982-85)
Mark Martinez (1989-92)
Marcus Mosley (1998)
Chris Parks (2010-13)
Ken Rosenthal (1976-79)
CJ Sanders (2018-19)
Wade Smith (2017)
Eric Sutton (2016-19)
Kevin Thomas (2015-17)
Fred Turner (2003-07)
Donte Womack (1993-97)
Jonathan Yenga (2014-15)
Jimmy Young (1986)

2

De'Von Bailey (2007-08)
Korey Beard (1989-92)
Mark Buter (1976)
Chris Campbell (1993-95)
Marcus Carter (1999-00)
Xavier Castille (2016)
ShanDerrick Charles (2002-03)
Ke'Mon Freeman (2018-19)
Eddie Garcia (1978-79)
Julian Garret (1922)
Kenneth Imo (1996-98)
Cam Jones (2020)
Eddie Kaifes (1980-81)
Don King (1982-85)
Sterling Moore (2009-10)
Patrick Nelson (2018-19)
Kyle Padron (2009-11)
Rafe Peavey (2017)
Deion Sanders, Jr. (2013-14)
Justin Sorrell (2011)
Noah Spears (2016-17)
Josh Stupin (2020)
Caleb Tuiasosopo (2014-15)
Blake Warren (2004-06)
Roderick Wilson (1986)
Jonathan Yenga (2012-13)

3

Brandy Brownlee (1984-86)
John Cravens (1964)
Crider (1925)
Jeff Harrel (1982-83)
Jeff Herold (1981)
T.Q. Jackson (2020)
Chris James (1993-95)
Chipper Johnson (1969-71)
Darius Johnson (2009-12)
Cedric Lancaster (2013-17)
Devin Lowery (2004-07)
Bo Levi Mitchell (2008)
Dennis Partee (1965-67)
Kevin Pope (2011-14)
James Proche (2016-19)
Jacoby Rhinehart (1996-98)
Delano Robinson (2018-20)
Jonas Rutledge (1999-03)
Scott Tatom (1976)
Derwin Ware (1989-92)
F.C. Whitehead (1922)
Sterling Wilson (1978)

4

Raymon Brown (1997-99)
Richie Butler (1989-93)
Ben Crosland (1994-95)
Kellis Cunningham (2006-09)
Matt Davis (2014-15)
Gehrig Dieter (2012)
Tony Eckert (2004-05)
Columbus Givens (2005-07)

Jeremy Gray (2010-13)
Ricky Green (1976)
William King (1925)
Collin LaGasse (2013-14)
Ted Likes (1979-80)
Bryce Lunday (2008-11)
Curtis Mann (1996)
Ruben Moodley (2000-03)
Mikail Onu (2016-18)
Tyler Page (2017-20)
Mitchell Price (1986)
Darrell Reese (1982-85)

5

John Biggins (1993-94)
Johnnie Freeman II (1999-02)
Danny Gray (2020)
Kyle Guinyard (2013)
Nick Horton (2014-15)
Albert Johnson (1995-98)
Ar'mani Johnson (2017-20)
Xavier Jones (2016-19)
Randall Joyner (2013)
Eugene Lindsey (1922)
Tom Lisle (1977-79)
Cole Loftin (2010-12)
J.R. McConico (2009)
Wilton McCray (2004-07)
Randy McKinnon (2011)
Randall Joyner (2014)
Ricky Joe Meeks (2003)
Reginald Phillips (1980-84)
Mike Romo (1989-92)
John Stollenwerck (1985)
Josh Williams (2016-17)
Zach Zimmerman (2006-09)

6

Henry Andrade (1980-82)
Tony Black (1976-77)
James Collier (1979)
Richard Crawford (2011)
Daniel Echols (1989)
Rico Harris (2000-05)
Duke Hasson (2005)
Andrew Livingston (1983-85)
Bryan McCann (2006-09)
Elijah McQueen (2017-18)
Jesse Montgomery (2014-15)
Jonathan Mumphy (1990-93)
Stephen Nelson (2011-14)
Tony Newsome (1997-99)
L.E. Reisor (1922-24)
Courtney Richardson (1996)
Calvin Robinson (1994)
DeAndrea Robinson (1995)
Daniel Roundtree (2012)
Harrison Smitson (1978)
Matt Szymanski (2010)
Austin Upshaw (2020)
C.R. Williams (1925)
Braeden West (2015-18)
Sam Westfall (2019)

7

Michael Badejo (2016-17)
Mitchell Bennett (1979-80)
Brandon Benson (2018)
John Biggins (1990)
Malcolm Borienghi (1989)
Shane Buechele (2019-20)
Darrel Colbert, Jr. (2015-16)
E.J. Drewery (2009)
Darryl Fields (2010)
Matt Fraanje (2020)
Kevin Garrett (1998)
D.J. Gillins (2017)
Robert Hayes, Jr. (2018-19)
David Haynes (2005-07)
Mark Humble (1996-97)
Lynn James (1985-86)
Tim Jones (1977-78)
Bobby Leach (1981-84)
B.J. Lee (2008)
Kelan Luker (1999-02)
R. McIntosh (1922-24)

Elie Nabushosi (2013-15)
Chris Phillips (2003-06)
Jay Scott (2010-12)
Fla Strawn (1976)
Der'rick Thompson (2011-14)
Troy Williams (1992-95)

8

Ryan Armstrong (2009)
Rodney Clemmons (2016-18)
Steve Dunne (1978)
Bill Embody (2010)
Ramon Flanagan (1992-97)
Gary Hashaway (1981-85)
Ben Hicks (2015-18)
L. Howell (1922)
Ken Jackson (1979)
Chuck Jaggers (1976)
Arthur Jordan (1990-91)
DeMyron Martin (2005-08)
Bryan Massey (2020)
Ervin McGee (2003-04)
Shawnbrey McNeal (2009)
Jordan Miller (2014)
Fred Nichols (1980)
Leroy Price (2000-02)
Reggie Roberson, Jr. (2019-20)
Jay Scott (2012-13)
Ronnell Sims (2011-13)
Taylor Thompson (2010-11)
Chucky Thymes (1998)
Greg Ziegler (1989)

9

Khalid Beard (2001-02)
William Brown (2018-20)
Dodge Carter (1985-86)
Corlin Donaldson (1999)
Ryan Foster (2010)
Marquis Frazier (2010-11)
Mark Gibson (1977-80)
Mike Griffin (1981-82)
Shaine Hailey (2018-20)
Mercury Hall (1994-98)
Jessie Henderson (2005-08)
Chase Kennemer (2009)
Marcus Malonson (1989-93)
Bo Levi Mitchell (2009)
Eric Morris (1983)
Horace Richardson (2013-16)
Ryan Rowland (2004)
Matt Rushbrook (2000)
Ryan Walker (2010-13)
Shelby Walker (2014-17)
Ryan Wolfcott (2003)

10

Brandon Benson (2016-17)
Kyle Blanton (2000)
Byron Collins (1982-83)
Ty DeArman (2020)
Rock Dennis (2008-09)
Mark Eldred (1992-93)
Mike Ford (1977-80)
Ned Frederick (1981)
Demerick Gary (2016-19)
Terrance Gipson (2019-20)
Randall Goode (2005-06)
Armani Glaspie (2018)
Clint Hackney (1973-74)
Daniel Hernandez (1996)
Chuck Hixson (1967-70)
Ty Hudnall (1995)
Xavier Jones (2015)
Chayse Joubert (2010-11)
Simeon Knight (1989-91)
Ajee Montes (2012-14)
Eric Morris (1984-85)
Casey Ortiz (1971-72)
Roy Rios (1997-98)
Matt Rushbrook (2000-04)
Kenneth Staueley (1925)
John Tavarez (2011)
Mac White (1963-64, 1966)
Ryan Wolcott (2006)
Chuck Zars (2003)

11

Kevin Aldridge (1998-01)
Cole Beasley (2009-11)
John Blackburn (1972-74)
Chevin Calloway (2019-20)
Gary Carter (1968-70)
Casey Clyce (1989)
Chelsea Crouch (1937, 1939)
Raymond Epps (2017)
Andrew Galloway (2006-08)
Garrett Gilbert (2012-13)
Cliff Hagerman (1941)
Charles Hearon (1930, 1932)
Zach Hughes (1994)
Matthew Maggi (2017)
Lance McLenny (1980-83)
Howard Maley (1945)
Jared Miles (2018)
Kyran Mitchell (2015-18)
Cory Muse (2004-07)
Greasy Neale (1925)
Alfred Neeley (1929-31)
Earl McDonald (1922)
Don Oefinger (1963)
David Redman (1943-46)
Rashee Rice (2019-20)
Todd Ritz (1990-92)
Keith Robinson (2011-12)
Jordan Severt (2015-16)
Glen Stirman (1978)
Matt Szymanski (2009)
Logan Turner (2008)
David Visinky (1995-97)
Tate Wallis (2002-03)
Bobby Watters (1984-86)
Robert Wilson (1933-35)
Tiny Zaragosa (1971)

12

Charles Akinyemi (2004)
Donald Allen (1982-86)
Dylan Beiersdorf (2017)
Derrius Bell (2008-09)
Tully Blanchard (1973)
Neal Burcham (2013-14)
Xavier Castille (2015)
Justin Clary (1999)
Coates (1925)
J.W. Coppedge (1939)
Harold Delafield (1934)
Wayne Delamater (1968-69)
Derek Green (2018-20)
Ed Green (1942-47)
Ron Hagan (1989-92)
Frank Halla (1930)
Granger Hassman (1993)
Duke Hasson (2006)
Mark Humble (1994-95)
Kevin Johnson (2016-19)
Stephen Kaiser (2010-11)
Gerald Mann (1925-27)
George McCorstin (1945)
Bond Millard (1981)
James Mobley (1977)
Ashton Nixon (2002-04)
Don Oefinger (1964-66)
David Page (2000-01)
Gene Pouncey (1972)
Smith Reed (1933)
Zach Rhodes (2007)
Collin Rock (2016)
Chris Sanders (1996-98)
Corey Slater (2006)
Elvin Smith (1922)
Jim Bob Taylor (1978-80)
Ricky Wesson (1974-76)
Cody Worthen (2011-12)

13

Jack Balette (1990)
Greg Ballard (1989)
Richard Bartel (2002-03)
Judah Bell (2019-20)
Jordan Blake (2018)
Bill Bollinger (1973)

Keith Brooks (1982-85)
Christian Burks (2015)
Blake Carlisle (2016)
Chris Castro (2009-11)
Billy Cloud (1939)
Alvin Ellington (1930)
Ke'Mon Freeman (2016-17)
Kyle Guinyard (2011-12)
Mike Hennessy (1976-77)
Gene Huff (1922)
Johnny Joplin (1979)
Ox Key (1925-26)
Ty Law (2013)
Mark Lewis (1991-92)
Ryheem Malone (2015)
Tyson Neals (2017)
Alex Odari (2008)
Roderick Roberson, Jr. (2019-20)
Carroll Roberts (1935)
Jerad Romo (2004-05)
Chase Schavdra (1998-00)
John Stollenwerck (1986)
Wendell Washington (1996-97)
Will Womble (1994)
John Woodward (1933)

14

Allan Adami (2002-04)
Ryan Becker (2016-19)
Harold Bertlett (1945)
Chuck Benefield (1973-74)
Don Campbell (1960)
Jeff Cartwright (1980)
Jeff Coutright (1982)
Harrel Delafield (1935)
Alfred Delcambre (1930-31)
Rob Floyd (1967)
Duke Hasson (2004)
Jimmy Haynie (1954-55)
Rodney Hubert (2012)
Jeff Jacobs (1983-86)
Larry Jernigan (1963-66)
Eric Johnson (2006)
Jim Kelly (1933)
Garrett Krstich (2012-15)
Ryan Lawson (1989-92)
Kenneth Lowe (1956-59)
Jackson Moore (1994-96)
Richard Moore (2018-20)
Raymond Mapps (1969-72)
Dick Miller (1939)
Hardy Miller (1941-42)
Jackson Moore (1993)
Richard Moore (2018-19)
Bill Moxley (1946-47)
Steve O'Neill (1998-99)
Matt Orifice (1982)
Braden Smith (2009-10)
Bobby Starzell (1934)
Alan Stephenson (1977-78)
San Stollenwerck (1950-53)
Charlie Trigg (1926-28)
Layne Walker (1979)
H.A. Walling (1922-24)
Trey Washington (2013-14)
Josh Williams (2015)

15

C.D. Allen (1942-44)
Charles Arnold (1955-57)
Earl Baccus (1926-28)
Andy Berfeld (1989-92)
Roger Braugh (1960-62)
Bobby Brown (1939-40)
John Champion (1948-50)
O.T. Cox (1952)
Wayne Delamater (1967)
Joe Denner (1925)
Sam Fry (1935)
Myron Gaillard (2015)
Robert Gilmore (2004-05)
Kenny Harrison (1972-74)
Bernard Hobson (1933)
Alex Honey (2016-17)
Larry Israel (1993)
Jeremy Johnson (2012-13)

Treaveon Johnson (2018-19)
Garrett Krstich (2011)
Davis Lendon (1941, 1945-46)
Josh McCown (1998-00)
J.J. McDermott (2010-11)
Scott Miles (1970)
Al Monroe (1932)
Lake Morrison (1922-24)
Thomas Morstead (2006-08)
Larry Mullins (1964-66)
Duane Nutt (1953-54)
Matt Orifice (1982)
Lowell Phillips (1959)
Reynolds (1930)
Marcelo Sada (2010)
Anthony Scotti (1994-97)
Will Smith (2010)
Todd Stewart (1979-80)
Jay Taylor (2002-04)
Archie Walstad (1931)
Calvin Wiggins (2019-20)
Mark Wincent (1983-86)
Toby Witt (1951)
Jordan Wyatt (2015-17)

16

Chan Amie (2016)
Jason Applebe (1990)
James Batty (1933)
Bart Bevers (1984-85)
Wilbur Black (1935)
G.D. Boyd (1920-22)
Keke Burns (2019-20)
Don Campbell (1963-63)
Derek Canine (1995)
Richard Crawford (2010)
Trevor Denbow (2018-20)
Andy Duvall (1970-72)
Kevan Farrar (1974)
Bob Gilbert (1928-31)
Jamey Harper (2003-05)
Rand Holdren (1998)
Ross Love (1926-28)
Ryan Mathis (1989)
Christian McAnalley (2018)
Randy McKinnon (2010)
J.C. Meyers (1934-36)
Jack Moncrief (1941-42)
Harold Morgan (1959)
Isaiah Nelson (1991-94)
Sammy Owen (1945)
Andy Patten (1979)
Inez Perez (1967)
Conner Preston (2011-13)
John Roach (1953-55)
Ben Sellers (2011-14)
Whit Smith (1982-83)
Courtland Sutton (2014-17)
Clois Taylor (1996)
Bob Walker (1931)
Adam Waterscheid (2000-01)
Jeremy White (2015)
Ricky White (1965-66)
Rip Van Winkle (1925)
Justin Willis (2006-08)
Gordon Youngblood (1978)

17

Lloyd Banks (1997-98)
John Bengel (1964)
Michael Bowen (1989-90)
Raymon Brown (1996)
Bob Burgess (1955)
Calvin Burdick (1991-92)
Kolney Cassel (2013-14)
Larry Crawford (1974)
Vaughn Dickerson (1994)
John Dunlop (1977)
Foster Elder (1939)
Mike Fischer (1979-80)
Billy Ford (1999-02)
Logan Ford (1926)
Hayes Gilliam (1953-54)
Ed Green (1947)
Tim Green (1981-85)
Jim Halla (1965-66)



OUTLOOK

PLAYERS

COACHES

OPPONENTS

REVIEW

RECORDS

HISTORY

MEDIA

Gary Hammond (1969-70)
Hunter Herndon (2015)
Travis Hunt (2004)
Jeremy Johnson (2010-11)
Ray Johnston (1929-30)
Cam Jones (2019)
Jack McNutt (1932-33)
Don Meredith (1957-59)
Gayle Mills (1951-52)
Benton Musslewhite (1949)
Blake Poston (2011-13)
Emmanuel Sanders (2006-09)
Connor Simpson (2016)
Aaron Stafford (2012-13)
Ben Taylor (1925)
Eric Thomas (1995)
Austin Upshaw (2017-19)
Eddie Valdez (1967)
Jordon Williams (2015-18)
Foye Zachary (1932-34)

18

Ryan Armstrong (2010)
Robert Baccus (1938-40)
Whitey Baccus (1932-34)
Steve Bancroft (1993-96)
Charles Borns (1945)
Malcolm Bowers (1953)
Paul Briggs (1933-34)
Kyle Buzzbee (2011)
Sam Carey (2016)
Jay Mond Cleveland (2003-06)
Chase Courtney (2008-09)
John Crawford (1951-52)
Chace Cromartie (2019-20)
Francis Daniels (1925-28)
Billy Dunn (1956-59)
Dan Freilburger (1989-92)
Austin Fuller (2012)
Kenneth Goodson (1936)
Brayden Harris (2006-07)
Bruce Hursh (1976)
Roy Jacobie (1931)
Don Jarma (1972-74)
William Jeanlys (2015-18)
Darius Joseph (2013-15)
A.J. Justice (2012)
Bert Keyes (1954-55)
Mike Livingston (1965-67)
Todd Moore (1979-81)
Jacob Ohrlein (2018-20)
Paul Page (1946-48)
Robert Payne (1949-50)
Brad Peveto (1982-86)
Trey Quinn (2017)
Bobby Reed (1960-61)
Courtney Richardson (1997-99)
Ryan Riddle (2001)
Robert Shuttles (1922)
Billy Weatherford (1971)
Terrance Wilkerson (2008-11)
John Woodward (1930)
Charles Zars (2001-02)

19

Charles Bailev (1936, 1939)
Khalid Beard (1999)
Keith Bobo (1970-73)
Harold Cabe (1930)
Ray Cleckler (1950)
Juan Cunningham (1943-44, 1946)
Chacory Demart (1992-93)
Mac Derden (1962-63)
Eric Dickerson (1979-82)
Don Donovan (1952)
Arlon Flake (1960-61)
Glen Holiday (1954-55)
Bill Jones (1985)
Jimmie Kendrick (1944-48)
Phil Kidd (1925)
Steve Konz (1969)
Sid Lawrence (1976)
Josh Lerner (1994)
W.C. Lynch (1926)
Cobby Morrison (1983)
David Musslewhite (1956-58)
Neil Newton (1920-22)
Norwood (1931)
Wayne Rape (1964)
Gary Smith (1978)

J.R. Smith (1933-35)
Tyree Taylor (1995-98)
Omar Thompson (1989-91)
Val Joe Walker (1949)
Jim Wood (1965)

20

Jason Bednarz (1989-92)
Blake Biggers (2001)
Carlyce Black (1993-95)
John M. Brooks (1925)
Derron Brown (2000-04)
Jeff Brown (1982-83)
Louis Burress (1947-48)
Shelley Burt (1933-35)
Jordan Carmouche (2016)
Troy Castle (2011)
Byron Collins (1984-85)
Chase Courtney (2007)
Bill Dietz (1968-69)
Randy Dossett (1970-72)
Harold Fleming (1939)
Tracy Hart (1996-99)
Jim Hagle (1967)
Nate Halverson (2013-14)
Mike Henry (1960-61)
Robert Henry (1959)
Glen Holiday (1955)
A.J. Justice (2013-15)
James Mapps (2006-07)
Eugene McClintock (1943, 45-46)
Bobby McKinkley (1973)
James Mobley (1978-81)
Marcus Nesby (2020)
Hal O'Brien (1953-55)
Collin Rock (2017-19)
Cameron Rosenberger (2019-20)
Frank Payne (1921-23)
Zeke Sanchez (1965)
Ryan Smith (2010-12)
Jimmy Taylor (1963-64)
Thomas (1930)
Val Joe Walker (1950-52)
Greg Washington (1974, 1976-77)
William Wilemon (1957)
David Wilson (1962)
Horace Young (1941)

21

Greg Abor (1990)
Kenneth Acker (2010-13)
Kelsey Adams (1995-98)
A.B. Allen (1981)
Tub Bonds (1925)
William Bounds (1945)
Michael Bowen (1986)
Tommy Caughran (1962-64)
Donald Clay (2019-20)
James Collier (1980)
Chris Cunningham (1999-03)
Wilton Daniels (1920-23)
Daryl Doggett (1967)
Reggie Dupard (1982-85)
Darius Dural (2014-15)
Rob Floyd (1969)
Ken Grantham (1948)
Glynn Gregory (1958-61)
Jimmy Hawn (1949)
Jim Haynie (1956)
Dennis Howell (1971-72)
Frank Jacobs (1930)
E.L. Keeton (1939-40)
Pat Knieff (1926-28)
Jonathan Lindley (2004-07)
Deyon McElroy (2008)
Kayce Medlock (2017)
Benton Musslewhite (1950-52)
Jay Nisbet (1989)
Francis Pulattie (1946-47)
Bill Reece (1941)
Reggie Robertson Jr. (2018)
Michael Salerno (2017)
Deion Sanders, Jr. (2015)
Chase Schultz (2016)
Kevin Shepard (1991-94)
Frank Smith (1957)
Cole Strens (2018)
Macco Stewart (1933-35)
Emanuel Tolbert (1976-79)

Sean Tuohy, Jr. (2016)
Ronnie Watson (1965-66)
TaMerik Williams (2019-20)

22

Ron Anderson (1981-84)
Chris Banjo (2008)
Jim Barber (1961)
Anthony Barnett (2003)
Homer Bass (1931)
Blake Bedwell (2020)
Ken Blackburn (1946-49)
Dan Bowden (1956)
Jack Brewer (1997)
Josh Bryant (2009)
Sam Carroll (1934-36)
Charles Chinn (1933)
Pinky Clements (1967-68)
Elmer Craig (1925-27)
Myron Gaillard (2016-19)
Rex Garner (1974)
Gordon Gilder (1969-70)
Hayden Greenbauer (2010-14)
Jack Gunlock (1951)
Lamar Hunt (1952)
J.T. Hutchinson (1971-72)
T.J. James (2002)
Todd Johnson (1995)
Brandon Jones (2005-07)
Marty Kidd (1989)
George Latu (1996)
Leo McCoy (1976)
Matt McNew (2015-17)
Ray Malouf (1938-40)
John Marshall (1953-55)
Cecil Miles (1944-45)
Tyeson Neals (2018-19)
Edward O'Brien (1979-80)
Shane O'Neill (1998-01)
Wayne Palmer (1941-42)
Mitchel Price (1985)
Rob Pritchard (2006)
Wayne Rape (1965-66)
Mick Rossley (1991-94)
Roundtree (1930)
Derrek Shelton (1977-78)
Sam Shelton (1957)
Frank Smith (1958)
Karl Taylor (2020)
Danny Thomas (1962-64)
John Visor (1922)
Kirby Wilkerson (1990)
Jared Williams (2011-13)

23

Chris Banjo (2009-11)
Bruce Beard (1945)
Melvin Brown (1926-28)
Danny Browning (1972-74)
Josh Bryant (2008)
Chris Castro (2008)
Johnnie Clement (1938-40)
Rodney Clemons (2019)
Cedrick Dorsey (2004-07)
Jeremiah Gaines (2015)
Ronchon George (1993-96)
Jerry LeVias (1967-68)
Rongea Hill (1989-92)
Nick Horton (2016-17)
Travis Hunt (2002-03)
M.M. Malone (1922)
Ron Morris (1983-86)
Payne (1929)
Jason Pipkins (1997-01)
John Rodderick (1963, 1965-66)
Stephon Sanders (2012-14)
Louis Scott (1970-71)
Truxton Shaw (1931)
Blane Smith (1978-82)
Brandon Stephens (2020)
Maco Stewart (1933-35)
Bill Tipton (1930, 1933-35)
Hugh Willoughby (1925)
Jordan Wyatt (2018)

24

Kade Ashley (2020)
Tennell Atkins (1974, 1976-77)
Tommie Baker (1939)
Cortley Blackmon (2004-05)

Kris Briggs (1999-02)
Don Crowder (1962, 64-66)
Pat Curry (1969-71)
Jonathan Dupree (1990-91, 1993)
Dewey Evans (1994-98)
Caldwell Flores (2011)
Ira Hopper (1928-30)
Charlie Jackson (1955-57)
Gary Johnson (1980)
Mitchell Kaufman (2015-17)
Don Kilgore (1952-53)
Myles Lee (2012)
Charlie Lewis (1979)
Jerald Loeffler (1989)
James Marion (1945)
Clay McMillian (2010)
C.D. Moss (2003-04)
Jimmy Phillips Jr. (2018-20)
Billy Polk (1958-61)
Bob Ramsey (1946-47)
Derrick Reed (1984, 1986)
JR Richardson (2011-14)
Mike Richardson (1967-68)
Aldrick Robinson (2007-10)
Delano Robinson (2017)
H.N. Russell, Jr. (1949-51)
Larry Sadberry (1981-84)
W. Sanders (1922)
Bat Shunatona (1925)
Steven Steinmetz (2010)
James Strickland (1931)
Bob Turner (1933-35)

25

Ken Anderson (1995)
Russell Anderson (1989-92)
Dick Blaylock (1979-80)
Tommy Brennan (1960-62)
Corey Butcher (1997)
Chris Campbell (1996)
Cody Cardwell (1999-02)
Larry Centers, Jr. (2010)
Tom Dees (1922)
Chester Donnelly (1930)
Myles Duke (2016-19)
Weldon English (1993-94)
Johnnie Fitzgerald (2003)
Jeremy Gray (2011)
Henry Guynes (1936-37)
Walter Haynes (1968-70)
Nick Horton (2013)
Rodney Hubert (2011)
Bryce Hudman (2009)
Hunnicut (1925)
La'Cori Johnson (2005-08)
Ned Kimbrough (1925-26)
Jim Kreimborg (1998)
Carter Link (2020)
Paul Lloyd (1967)
Derek Longoria (2014-15)
Clinton McCain (1939-40)
Erik Mays (1984-86)
TJ McDaniel (2019-20)
Dale Moore (1951-53)
Wayne Morris (1972-74)
Fred Nichols (1981-83)
K.C. Nlemchi (2012-14)
Harlan Ray (1933-34)
Bill Reece (1945)
Ron Reel (1963-66)
Bill Richards (1949-50)
Carlisle Robison (1956)
Justin Sorrell (2010)
Aphonso Thomas (2016)
Ken Travis (1930-32)
Trey Wilemon (1958-59)

26

Tommy Adams (2003)
Dwayne Anderson (1980-83)
Forrest Baccus (1932, 1934)
Bob Belleville (1937, 1939)
Ulysses Bentley IV (2019-20)
Troy Castle (2013-15)
Bill Crisler (1951-53)
Tommy Dorsey II (2000-01)
Joe Ethridge (1945-48)
Don Ferguson (1964)
Brent Freeman (2017-18)
Geren Graham (1963)

John Gray (1948)
Kyle Guinyard (2010)
Brett Hanes (2009-12)
Alex Hooks (1926-27)
Rolando Humphrey (2003-05)
Arthur Johnson (1933-35)
Buzz Kemble (1954-55)
William J.R. King (1922-24)
Collin Lagasse (2012)
Marc Lewis (1989)
Paul Lloyd (1965-66)
Louie Long (1928-30)
Norman Marshall (1958-61)
A'Darius Medford (2007-08)
Donald Mitchell (1995-98)
Mike Moghini (2001)
Paul Morris (1970)
Gary Pickens (1976-78)
Mickey Sharp (1950)
Dick Sherick (1984-86)
Tom Sherwin (1962)
Dan Shipley (1949)
Brandon Stephens (2019)
Frank Stringer (1967-69)
Sonny Stroueville (1925)
Charles Wagoner (1979)
Sam Westfall (2020)
Jeremy White (2016)
Larry Wilson (1990-94)
Jeff Woods (1999)

27

David Adamson (1982-86)
Randy Allen (1970)
Jay Angotti (2009)
Dale Arbuckle (1925)
Regurian Bagley (1992)
Nima Baha (1999-01)
Dave Bonilla (1973-74)
Will Bonilla (2006-08)
Charles Bruton (1977-80)
Michael Clark (2016-17)
Myles Crosby (2013)
Chad Kollar (1994-97)
Robert Davis (1990-91)
Rollin Dixon (1933)
Buddy Echols (1968)
Charlton Fincher (1926-28)
Bob Finley (1934-36)
Chad Hedlund (2015)
Marcalas Johnson (2017)
Mann (1930)
Luke Moffitt (2011)
Alvin Nnabuife (2002-05)
Jason Ochs (1998)
L.H. Odom (1921)
L.J. Oliver (1931-32)
Kelly Overfurt (1972)
Steve Parrot (1967)
Rob Presthus (2001)
Horace Richardson (2012)
Michael Salerno (2018-20)
Aaron Stafford (2014)
Der'rick Thompson (2010)
Chris Walton (1989)
Jimmie Wooten (1939)

28

Keller Adams (2011)
Bert Baxter (1931)
Ronnie Caughran (1967)
Christian Davis (2016-20)
Newt Dorsett (1976)
Charlie Drayton (1978-82)
Chris Foster (2004-05)
Chris Godfrey (2000-03)
Charles Gore (1933-35)
Jakie Gore (1933-35)
Larry Guthrie (1968, 1970)
Bryce Hudman (2006-07)
Bryce Kinzel (1939)
Alvin Maxson (1971-73)
Eugene Miller (1921)
K.C. Nlemchi (2011)
Joseph Paden (2015-16)
Raymond Perkins (2002-03)
Rodnick Phillips (1996-99)
Shakiel Randolph (2012-15)
Sammie Reed (1926-28)
Keith Robinson (2008-10)

William Skeeters (1928-30)
Marcello Simmons (1989-92)
Seth Stinton (1993-95)
Darryl Terrell (1984-86)
Jess Wesner (1925)
Larry Westbrook (1959-61)

29

Terry Andersen (2010)
Leroy Baird (1921)
David Blomeyer (1979)
Brent Briggs (1999-02)
Russell Carter (1980-83)
Rayford Clark (1971-72)
Rafiq Cooper (1995-98)
Chris Cortemeglia (1924-26)
Wayne Edmond (1974)
Roland Goss (1939, 1941)
Justin Guy-Robinson (2017-20)
Bernard Hunter (1925)
Don Jacobs (1967)
Chase Kennemer (2007-08)
Bicky Lesser (1968-69)
Prescott Line (2012-13)
Matt Lomenick (1989)
Darrien Millines (2013-16)
Shaun Moore (2008)
Gary Nelson (1976-78)
Kevin Pope (2010)
Malcolm Powell (1928-30)
Keith Ranspot (1935)
Harlan Ray (1932)
Luke Seeker (2011)
Jacques Smith (1990-94)
James L. Smith (1931, 1933-34)
Louie Smith (1933-34)
Joe Sturdivant (2003-06)
Franky Thomas (1984-86)
Rishaad Wimbly (2011)

30

Bill Ball (1974)
Lynn Barnett (1939)
Jim Beckner (2006-07)
Kyle Blaskovich (2017-20)
James Bradford (1932-34)
Christian Burks (2016)
Chad Cione (1996)
Darrel Davis (1970)
Jason Dagewicz (2001)
John Desco (1978)
Adrian Dizer (2008)
James Duncan (1989-90)
Floyd Elkins (1945)
Mark Futschik (1992-95)
Stanley Godine (1979-83)
Joe Gray (1935)
Clint Hackney (1972)
Shaine Hailey (2017)
Bill Haller (1925)
Marion Hammon (1928-29, 1931)
Hugh Henderson (1922)
Scott Herrera (1991)
Tyler Lavine (2019)
Don Ieremia-Stansbury (2002-05)
Mike Johnson (1976-77)
Randall Joyner (2010-12)
Tanner Rice (2012)
Sean Schulgen (1997)
Robert Seals (2013-15)
David Stanley (1984-85)
Adam Walterschild (1998-99)
Tracy Wilmoth (1926)
Jeff Woods (2000)

31

Ray Acker (1935-37)
Anthony Beverley (1982-84)
Tony Brown (1986)
Rashad Burton (2015-16)
Ryan Cooper (1995)
Myles Crosby (2014)
J.M. Crouch (1922)
Armando Fitz (2019)
Raymond Fuqua (1932-34)
Chris Gedwed (1996-97)
Chase Hargis (2004)
Kelsey (1931)
Greg LaMantia (2001)



Tyler Lavine (2020)
Derek Longoria (2012-13)
Edward Meador (1941)
Tripp McAda (2020)
Chris McMurray (2002-05)
Richard Moore (2017)
Jack Myers (1939-40)
Merek Pierce (2017-19)
Trent Sawyer (2006)
Rusty Simpson (1999)
Andy Spillman (1989)
Matt Stone (2010-11)
Joe Stutts (1968-70)
Bennie Thomas (2008-10)
Adam Voyles (1990-93)
Ryan Wann (1998)
Harry Walters (1926-28)
Ned Welch (1945)
Jimmy Young (1985)

32

James Adkinson (1930)
Jay Angotti (2008)
Mike Armstrong (1968)
Michael Artmore (1991-94)
Jeff Atkins (1983-86)
Travis Carlile (2010)
Roy Coats (1995-99)
Bob Collins (1938-40)
Cecil Colville (1935)
RC Cox (2015-17)
KJ Ellis (2007)
Tommy Fraser (1967)
Jack Hansing (2018-20)
Albon Head (1965-66)
Paul Hiemenz (2006)
Craig James (1982)
Keylon Kincade (2000-03)
Rosser Laughlin (1932-34)
Tub Maris (1925)
Conrad Martin (1945)
Sam McClarty (1969-70)
Clarence McMinn (1941-42)
Foy Munlin (2004)
Robert Parker (2010-11)
JC Rispres (2018-20)
John Roach (1926-27)
Alan Rowson (1932)
Craig Wideman (1989-90)
Jim Wise (1964)

33

Junior Aho (2020)
Wally Bearden (1937, 1939)
Andy Byrom (1935)
Wayne Campbell (1940-41, 1946)
William Campbell (1926)
Cecil Colville (1933-34)
Wes Danaher (1996-97)
Jim Farris (1971)
Tommie Fields (1952)
Ben Goldthorpe (2008)
Jerry Griffin (1964-66)
J.W. Harris (1922)
Dennis Howell (1970)
Kenneth Ima (1995)
Blake Johnson (2004)
Victor Jones (2010-11)
Charles Marshall (1962)
Weldon Mason (1929-31)
Richuel Massey (2003-05)
Merle McCracken (1945)
Bryan McDearman (1998-01)
Alex Melvin (2015-17)
Billy Mizell (1945, 1948)
Jimmy Moore (1967)
Earl Morris (2002)
Gary Moten (1982)
Gene Pryor (1983-86)
Bob Ramsey (1942)
John Shea (1994)
Benson Sloan (2006)
Seth Sloan (2008)
Mike Smith (1963)
Hall Snodgrass (1925)
Henry Stollenwerck (1949-51)
Lyle Walker (1954-55)
Jordan Ward (2016-19)
Trey Warren (2003)

Don White (1968)
TaMerik Williams (2018)
Rishaad Wimbley (2012-13)
Jason Wolf (1989-92)

34

Jerry Ball (1983-86)
Eddie Bianchi (1938-40)
Jordan Brooks-Wess (2018)
Joshua Brown (2020)
Troy Castle (2012)
Buzzy Foster (1961)
Lloyd Franklin (1932)
Roland Frase (1946)
Bruce Greenberg (2007)
Bryan Harmon (1993-97)
Jason Jackson (2007-08)
Brandon Jones (2004)
A.W. Lindley (1930)
Kevin Love (1989-92)
Brice Madison (2017-19)
Victor Makinde (2005-06)
Heber Martin (1925)
Brendan McGraw (1999)
Wesley Medlock (2000-04)
Robert Mojica (2009-10)
Chris Naggar (2020)
Brad Namdar (2011)
Jarvis Pitt (2012)
Guy Proctor (1948)
Jarvis Pruitt (2013-16)
Buster Raborn (1933-35)
Eddie Radford (1982)
Trylon Shead (2013)
D. Shvetzoff (1922)
Frank Smith (1956)
Steve Smith (1957-59)
Billy Bob Stewart (1965-66)
Bill Sullivan (1947-50)
Gene Tenney (1962-63)
Blake Tucker (1953-55)
Howard Wade (1924-26)
Jim Ware (1952)
Jeff Woods (1998)
Woodward (1931)

35

Sherwood Blount (1969-71)
Paul Briggs (1933-34)
Tim Crosby (2007-09)
Chad Dines (2020)
Mike Edwards (1964)
Floyd Elkins (1964)
Armando Fitz (2020)
Gerald Geise (1938-39)
Walter Gibson (1990-91)
Monte Goen (1983-85)
Jim Hagle (1965-66)
Pat Knight (1949-51)
Jackson Koonce (2014-15)
Joe Lantham (1930)
D.D. Lee (2000-03, 2005)
Jack Little (1933)
Ross Love (1954-57)
Duane Nutt (1952)
Uchenna Nwabuike (2010-13)
Alex Pahulu (1997-99)
Wayne Robinson (1945)
Deontae Scott (2015-19)
Warren Scott (1992-96)
Luke Seeker (2012-13)
Gene Sherman (1958)
Ray Shoenke (1960-61)
Ivan Stapp (1935-36)
Steinback (1925)
Stinnes (1922)
Mike Tabor (1963)
Mark Thompson (1989)
Sam Trant (1931)

36

Earl Beckett (1963)
Mark Crites (1982-83)
Billy Dugal (2010-12)
Jack Espenshield (1954-55)
Walker French (2020)
Germany (1925)
Cliff Hagerman (1939, 1941)
Julian Herron (2008)

Ingram (1922)
Terry Keys III (2018-20)
John Kimbrough (1964)
Alex Kling (2010)
George Koonitz (1929-31)
Glenn Laimore (1932-33)
Bicky Lesser (1967)
James Marion (1948-50)
Don Mayfield (1965-66)
A.J. Miller (1985-86)
Don Miller (1951-53)
Ken Neill (1991-95)
Kane Norman (2017)
Howard Parker (1946-47)
Cody Rademacher (2013-14)
Derrick Reed (1984)
Michael Scott (2015-16)
David Sherer (1957)
Jason Simonton (1996-99)
Johnnie Sprague (1934-35)
John Stewart (1990)
Derek Swofford (2000-04)
Arnold Tauch (1958, 1960-61)
Joe Vincent (1956)
Greg Waida (1971)

37

John Ed Clarke (1959-62)
Rush Cone (1970)
Al Delcambre (1931)
Corky Hall (1971)
Charles Hammett (1942)
Al Hansen (1951-52)
Tam Hollingshead (1973-75)
Ernest Hudson (1926)
Preston Johnson (1939-41)
Rod Jones (1984-85)
Frank Kidd (1930)
Jerry Kovar (1982)
Don McIlhenny (1953-55)
David Moore (1965-66)
Tom Sherwin (1963)
Harry Shuford (1933-35)
Wayne Slankord (1957-58)
Bud Sumpter (1925)
Doak Walker (1945-49)

38

Michael Armstrong (2015-16)
Harold Bittenbender (1956)
Browning (1931)
Ron Chopoorian (1989)
Wes Danaher (1998)
Joe Dickerson (1970-71)
Bill Forester (1950-52)
Tony Hawkins (2004-07)
Gabriel de la Garza (1983-86)
Pat Gibson (1964-66)
D.D. Johnson (1999-03)
Roy LeCrone (1925)
J.C. Lovern (1932)
Newell McCallum (1958-61)
Dick McKissack (1946-49)
Bob Maddox (1939-41)
Michael Morse (2008-10)
Cole Nead (2011)
Toby Ndukwe (2017-20)
Bill Pinkard (1930)
Bruce Portillo (1967-69)
Lincoln Richard (2012)
John Richey (1962-63)
Ken Roberts (1954-55)
James Russell (1933-35)
Seth Stinton (1996-97)
Robert Tatum (1922)
Rodney Watkins (1991-94)
Brandon Williams (1995)
Greg Ziegler (1990)

39

Kevin Adams (1979-81)
Michael Artmore (1990)
Travis Briggs (1989)
Darren Brown (2018-20)
Carter Campbell (2020)
Clayton (1931)
Willie Dickerson (1922)
Brent Freeman (2016)
Rob Grass (2017)

Eric Hardaway (1967)
David Hill (1976-78)
John Holland (1974)
Darren Kitchen (2011)
George Latu (1997-98)
Robert Lloyd (2010)
Marshall (1925)
Jed Martin (1984-86)
Ryan Moczygemba (2007-10)
James Orr (1999-02)
Luke Pappas (2003)
Raymond Pope (1938-40)
Mike Rideau (1973)
Keyfer Roberts (2015-16)
John Stewart (1992-93)
John Stufflebeme (1933-36)
Chris Taylor (1995)
Vernon Tarrance (1929-30)
Ted Thompson (1972)
Kris Wallace (1996)
Jimmy Williams (1982)

40

Khalid Beard (2000)
Cary Brabham (1989-92)
Hubert Burkleo (1925)
Carlos Carroll (2013-15)
Elijah Chatman (2020)
Derek Dickman (2016)
Frank Eldom (1952-54)
Alan Everest (1969-71)
Tim Gardner (1996-99)
Bill Gafford (1965-66)
David Gordon (1978)
Gage Haskin (2020)
Don Hill (1960)
Jimmy Livingston (1967-68)
Dave Lyons (1963)
Brice Madison (2016)
Lot McIlhenny (1979-82)
Howard Maley (1941-45)
Murry Magnum (1939)
Dimarya Mixon (2017)
David Moon (1945-48)
Ben Palmer (2019)
Jack Parks (1925-26)
Pierson (1922)
Joe Pouncey (1972-73)
Jim Riley (1930-32)
Tom Ritchey (1964)
Justin Rogers (2003-06)
I.D. Russell (1949-51)
Victor Sauffley (1927-29)
Justin Smart (2007-10)
Wade Smith (1993-95)
Mike Spurling (2011)
Noah Spears (2018-19)
Jim Welch (1957-59)
J.C. Wetsel (1933-35)
Arthur Whittington (1974, 1976-77)
William Wilemon (1956)
Keith Williams (2002)
Walt Zartman (1983-86)

41

Ken Anderson (1996)
Henry Andrade (1984)
Malcolm Bowers (1952)
Melville Brown (1925)
Michael Brown (1998-01)
Anthony Buffini (2012-15)
Harold Clem (1959)
Chris Coker (1990)
Brannon Coluccio (1993-95)
Michael Denton (1989)
Pedro Duran Silva (2017)
Preston Ellison (2018-20)
Bob Fargason (1951)
Billy Gannon (1962-63)
Abel Gonzales (1941-42)
Forrest Hagar (2010)
Fritz Hawn (1930-32)
Efrim Lynch (1978-79)
Tyler Jones (2007-09)
Randy Jorecka (1976)
Gerard Mark (1985-86)
Charles McGaffey (1939)
Ryan Mentzel (2003-05)
Steve Miller (1990)

Billy Mizell (1945-48)
Merlyn Murphy (1953-55)
Elie Nabushosi (2012)
W. Nickerbocker (1922)
Sam Patton (1991)
Frank Payne (1946-49)
Brice Reid (2011)
Paul Rice (1977)
Ronnie Robertson (1972-74)
William Schaeferdel (1926-28)
Jack Seagraves (1933-34)
Larry Tunnell (1968-69)
Jackie Wilson (1981)
Jerry Wilson (1964-67)
Jermain Williams (1997)
Ben Wise (1982-83)
John Wisenbaker (1935)

42

Jesse Andrew (2009)
Charles Baker (1933-35)
Reginald Ballard (1984-86)
Beau Barker (2019-20)
Chris Bordano (1993-97)
Dan Bowden (1957-58)
John Buchanan (1963)
Ronnie Caughran (1964-66)
Michael Charles (1979-83)
Johnnie Collings (1942)
Joe Davidson (1930)
Stanley Dawson (1925-27)
Mickey Early (1972-74)
Hayes Gilliam (1952)
Danny Gordon (1967-69)
Ken Grantham (1945-48)
Reggie Gilford (2004-05)
Charles Haggerty (1977-78)
Eddie Horn (1976)
Chase Hovor (2011-13)
Ra-Sun Kazadi (2018-20)
Bert Keyes (1956)
Bill Kiely (1989-92)
Prescott Line (2014-15)
Dick Miller (1942)
Kenneth Mills (1930-32)
Jim Perry (1954-55)
Raul Reyes III (2015-17)
David Rogers (1970-71)
Anthony Sowe (2007-08)
L. Stollenwerck (1922-24)
Adam Waheed (2012-14)
Doyce Walker (1959-62)
Jim Ware (1951)
Billy Weatherford (1946-49)
Billy Jack Williams, Jr. (1998-02)
Horace Young (1939, 1941)
Matt Young (2003)

43

Lewis Albright (1960-62)
Roy Baccus (1944)
Anthony Beard (2010)
Jacob Crowley (2001)
David Ellen (1998-99)
Tommy Field (1933-34)
Johnnie Fitzgerald (2004-06)
Craig Garrett (1983)
Reggie Gilford (2002-03)
J.R. Griffin (2017-18)
Mark Griffith (1976)
Jay Harvey (1992-96)
Hayes (1931)
Albon Head (1967)
Brian Holloway (2019-20)
Earl Hopper (1974)
Stuart Ison (1989-91)
Victor Jones (2008)
Don Kilgore (1956)
Jeff Lear (1977)
Davis Luster (2016)
James Martin (1932)
Ed Masters (1930)
Brady McCanles (2018)
Hal Muldrow (1925)
Kenneth Murray (1997)
Roy Pace (1952-53)
Howard Phipps (1926)
Robert Popelka (1969-72)
Bill Reece (1942-45)
Rogers Reinowski (1963-64)

Bill Richards (1946, 1949-50)
Gene Roberts (1947-50)
Steve Schroeder (1965-66)
Hoyle Sims (1939)
Jarrett Spencer (2011-12)
Billy Squires (1944-45)
Billy Stamps (1935)
Alton Stevens (1922)
Steve Utley (1984)
Keith Williams (2001, 2003)
Rodderick Wilson (1985)

44

Will Bonilla (2005)
David Bostick (1974-76)
Charles Cannon (2019-20)
Kit Case (1981-85)
Davidson (1931)
Champ Dickerson (1977)
Dylan Dickman (2012)
Andrew Ellison (2008)
Scott Fly (1990-93)
Rusty Fuller (1972)
Zach Hall (2003-04)
Damon Hurst (2006-07)
Kedrick James (2019)
Gene Joffre (1960)
Harrison Loveless (2017-19)
Efrim Lynch (1980)
Ray Masters (1955-57)
Jackson Mitchell (2013-16)
Athan Natsues (2020)
Jerry Norton (1951-53)
Norbert Osborn (1986-89)
Carroll Parker (1946-47)
Blake Perkins (1994-98)
Sebom Ray (1926-28)
Blair Reber (1962)
Taylor Reed (2009-12)
Terry Don Richardson (1967-69)
Kyle Rote (1948-50)
Grady St. Clair (1939, 1941)
Galloway Selby (1930)
Wayne Shaw (1942-43)
San Shelton (1959)
James Sowards (2018)
Clem Speer (1932)
Billy Stamps (1933-35)
Richard Stark (1963-65)
James Stewart (1921-23)
C.A. Tatum (1925)
Maurice Tinsley (1941)
Miley Trooper (1971)
Darold Turner (1978-79)
Howard Weant (1935-36)
Justin Williams (1999-02)

45

Alan Atwater (1996-97)
Luke Evans (2019-20)
Alex Faoro (2012-13)
Jake Fawcett (1939, 1941)
Mickey Franco (1982-83)
George Bennett (1926)
Dylan Dickman (2013-16)
Gene Gills (1951-52)
Mike Hackney (1958-61)
Ben Hummel (1984-86)
Jarrian James (2000-04)
Lee Jeane (1977-81)
Gil Johnson (1947-48)
Luke Johnson (1998-99)
Emmett Jordan (1931-32)
Raymond Kilgore (1933-34)
Ned Kimbrough (1925)
Geoffrey King (1989-91)
Buddy McGinnis (1967)
Andrew McKinney (2005-08)
Will Moore (2016-18)
Mike Nekuza (1968-70)
Ben Palmer (2020)
Carroll Parker (1942, 1946)
Cornell Parker (1992-95)
David Parker (1942, 1946)
David Powell (1949-50, 1952)
Blair Reber (1963)
Henry Sanders (1927-29)
Steve Schroeder (1964)
Lon Slaughter (1955-57)



OUTLOOK

PLAYERS

COACHES

OPPONENTS

REVIEW

RECORDS

HISTORY

MEDIA

Robert Smith (1972-74)
Corky Terry (1965-66)
Larry Whittington (1976)
Youri Yenga (2009-10)
Jonathan Yenga (2011-12)

46

Andrew Adams (2017-18)
Brian Bischoff (2000-03)
John Bordano (2010-14)
Goodwin Bray (1932-34)
Marwin Brown (1994)
Chris Collins (1989-91)
Adam Cox (1983-85)
Robert Dickenson (1928-31)
Matt Dority (2018)
Andy Duval (1973)
Edward Griggs (1935)
Luke Hogan (2019)
Wes Hopkins (1979-82)
Mark Howe (1974-76)
Mike Jordon (1967-69)
Garrett March II (2019-20)
Count Mays (1926)
Ben Moss (1995)
Will Mullenweg (1938-40)
Jeff Pennington (1996-99)
Tony Richards (2015)
Ricky Roden (1986)
David Rogers (1977)
Jim Ryan (1970-72)
Nathan Scott (1992)
Lem Stroud (1932)
Zac Thomas (2007-09)
Jackson Weaver (2018)
Henry Wilson (1930)
Woodul (1925)

47

Devin Aglubat (2020)
Hunter Ballard (2019-20)
Wilford Bane (1957)
Jim Barton (1931)
Fred Benners (1949-51)
Alan Brockington (2002-03)
Alfred Brooks (1930)
Ed Brown (1978-79)
Floyd Burke (1964-67)
Larry Cox (1981-83)
Darryl Doggett (1968-69)
Rayford Dolford (1977)
Tommy Dorsey (1999)
Stanley DuVall (1938-40)
Walker French (2019)
Leo George (1976)
Robert Gibson (1973)
Redman Home (1922)
Frank Jackson (1958-61)
Walter Jackson (1980)
Brent Johnson (2006)
John Kelley (1952-53)
Will McDonald (2010)
David Mitchell (1955)
Billy Mizell (1945, 1947-48)
Cobby Morrison (1984-86)
Kenneth Murray (1998)
John Pope (2003-05)
Harold Phipps (1925)
Drew Randall (1989-92)
Jon Randolph (2001)
Jim Robertson (1954)
Mack Rogers (1970-72)
Jamie Sackville (2016-19)
Wayne Slankard (1956)
Truman Spain (1933-35)
Taylor Thompson (2008-09)
Jackson Taylor (2005)
Zach Wood (2011-12)
Warwick Woodard (1993-97)

48

Bill Ball (1976)
Will Benton (2020)
Matt Bragman (2002)
Gerald Burl (1974)
John Burleson (1930-32)
Wilburn Echols (1937, 1939)
Ryan Folsom (1990)
Leo George (1977-79)

Wayne Hassell (1933)
Horn (1930)
Zach Line (2009-12)
Mark Manning (2004)
Gary Moten (1980)
Van Nguyen (1989)
Devan Reck-Irvin (2019-20)
Anthony Rhone (2014-17)
Paschal Scottino (1934-36)
Chad Sennette (1995-97)
Tommy Shelman (1982-86)
Zac Simmonds (2003-04)
Dave Smith (1967-69)
Waldo Theus (1981)
Colin Vadheim (1998-00)
Bobby Waite (1973)
Brian Whitehill (1991-94)
Denforth Wilkerson (1925)
Youri Yenga (2007-08)

49

Glyn Beesley (1939-40)
Andrew Bray (1931-32)
Byron Brown (2009-11)
James Butler (1929-30)
Vaughn Dickerson (1995)
Vernon Edwards (1990-94)
Tomas Esteve (1984)
Don Ferguson (1965-67)
Robert Hall (2017)
Trent Hmcir (1999-03)
Jordan Johnson (2007-08)
Randy Garrett (1986)
David Gossett (1976)
Nick Lerew (2020)
Lyne (1931)
Marcus Nesby (2019)
Maurice Orr (1933-35)
Jerry Payne (1996-97)
Luke Seeker (2014)
Chris Stevenson (1989)
Rick Valore (1978)
Andrew Van Winkle (1926)
Cole Voyles (2018-20)
Cleve Whitener (1969-72)
Sterling Wilson (1979-82)

50

Warrie Birdwell (1999-02)
Joe Boudreaux (1959-61)
Clyde Carter (1932-34)
G.B. Cranfill (1945)
Paka Davis (2018)
David Drake (1967)
Buddy Echols (1969)
Blake Foster (1981-82)
Mark Fuchs (2019)
Jack Gunlock (1952-53)
Raleigh Harvey (1956-57)
Jim Hodges (1970)
Temple Howard (1926)
Ben Hughes (2010-13)
Brannon Kidd (1992-96)
Caleb Peveto (2003-06)
Richard McBryde (2019-20)
Will McKinney (1997-98)
Norman Medlen (1964-66)
Charles Moore (1989)
Ken Murphy (1976)
Shon Nichols (1984-86)
Joe Pasqua (1938-41)
Lance Pederson (1977-80)
Caleb Peveto (2004-07)
Leamon Phillips (1935-37)
Cameron Rogers (2009-12)
Jimmy Smith (1954-55)
Jim Wishart (1930)
Bill Wood (1972-74)
Jim Sid Wright (1942-44)

51

Karl Arendale (1977)
Bill Barnes (1939)
William Barns (2014)
John Brezina (1994)
A.L. Bristow (1926)
Bo Cannon (1967-68)
Pono Davis (2017-19)
Mike Edison (1981-85)

Mitch Enright (2006-09)
Archie Fairley (1986)
Roger Gary (1953-54)
Mike Henderson (1989-92)
Dick Hightower (1949-51)
Cole Horton (2003-04)
John Hussey (2010)
Ken Kuesel (1969-71)
James Lorfing (1980)
McDonald (1929)
Joe Miller (1960-62)
Jim O'Neal (1952)
Justin Osbrone (2020)
Johnson Patman (1998-01)
Phil Prescott (1955-56)
Mike Randle (1978)
Hack Ross (1932-33)
Bill Sanders (1934-36)
Stephon Sanders (2011)
Ricky Schulte (1978)
Jerry Sharrock (1957-58)
Mike Smith (1972-74)
Howard Sprague (1930-32)
Charles Standifler (1963-66)
Mike Sturdivant (1976)
Arnold Tauch (1959)
David Temples (1979)
Warren Walls (2020)
J.B. Williams (1996-97)
Jim Sid Wright (1941-42, 1946)

52

Mike Armstrong (1969)
Robert Barnes (1976-78)
John Bookout (1933)
Marcus Bryant (2020)
Garrit Choate (2018)
Avery Cleveland (2003-04)
Ronnie Counts (1960)
Willie Curik (1937, 1939)
Jay Dennis (1973-74)
Pete Fleps (2007-10)
Bill Fox (1950-53)
Harry Gardner (1941-42)
Brandon Henderson (2012-13)
Doug January (1963-65)
Lawrence Jones (1935)
Taylor Lasecki (2011-14)
Bill Livingstone (1954-56)
Russell Medlin (1932)
Cecil Moseley (1947)
Richard Nichols (1996-00)
Cameron Nwosu (2014)
Deuce Palmer (2019-20)
Luke Pappas (2002)
Tim Ramon (1981-85)
Wade Strange (1994)
Cecil Sutphin (1945-47)
Willis Tate (1929-31)
Jim Upshaw (1972)
Grover Walker (1949)
David West (1986)
Matt Wisenbaker (1989-92)
Bill Wright (1967)

53

Nicholas Avantino (2016-17)
Lloyd Baxter (1942)
Bill Bowden (1951)
Steve Brown (1973)
G.B. Cranfill (1945, 1948)
Reggie Carrington (2003-06)
Giles (1930)
Forrest Gregg, Jr. (1980-84)
Bobby Hailey (1952-54)
Fred Harris (1938-40)
Cuba Holloway (1950)
Kim Johnson (1985-86)
Randy Katz (1977-79)
Garrett Madison (2019-20)
Jack Matkin (1976)
Ken Murphy (1974)
Bud McLeod (1932)
Joe Bob Markette (1941)
Corey Riley (1997-01)
Major Rising (1957-59)
Michael Sehlinger (2018)
Leon Shultz (1944-46)
Stephen Thomas (1989-90)

Rodney Townsend (1992-95)
Mack Tunnell (1949)
Mark Voosen (2009-12)
Tommy Winger (1955)

54

Burleigh Arnecke (1954-55)
Lloyd Baxter (1942, 1946-47)
Taylor Bon (2007-08)
Randy Bowling (1991-94)
T.D. Briggs (1982-85)
Rudy Cadena (1995-96)
Thornton Chandler (1999)
Gerrit Choate (2019-20)
Max Christian (1958-60)
Alexander Clark (1930)
Ed Cloud (1942-43)
Don Cole (1951-53)
Jerry Evans (1998)
Ellis Glaw (2010)
Clay Glockzin (2000-03)
Tom Hanks (1976-77)
Dean Haugum (1978)
Dwight Houghton (1967)
Garrett Madison (2019)
Bud Moore (1990)
Ken Motes (1964-66)
Joe Joyner (1981)
Joe Prince (1931)
Ken Roberts (1980)
Haskell Ross (1932-33)
Christopher Smith (1989)
Steve Stookey (1972)
Garrett Stotts (2015-18)
Schaad Titus (1974)
Gus Tunnell (1939, 1941)
Jim Wilson (1957)
Sam Wood (1948-50)
Darrian Wright (2011-14)

55

Jason Baxley (1995)
Carlos Carroll (2016)
Bob Clements (1961)
Spencer Conley (2012-14)
Aaron Davis (2009-10)
Lucky DeLay (2003-07)
Allen Esse (1955-56)
Jason Faucett (1997)
Randy Goss (1973-74)
Bill Hart (1967-70)
Mike Haynes (1972)
Justin Helms (1994)
John Hughes (1962-63)
Tony Jackson (1976)
Jim Linzy (1965-66)
Gordon McAdams (1978-81)
Morgan Nevin (2011)
John Nwisienny (2008)
Tim Pound (1996)
Uzo Okeke (1992)
Shelby Richardson (1945)
Jack Sanders (1936, 1939)
Tyronne Sanders (1982)
Kerry Scanlon (1997)
Mike Skouteris (1989)
Bob Smith (1957-58)
Robert Smith (1931, 1933-34)
Vic Vilorio (1998-02)
Dan Wagner (1984-85)
Gary Wiley (2018-20)
Winters (1929)

56

Burleigh Arnecke (1954-55)
Thomas Ashcraft (2013)
Harrison Barton (2016-18)
Joe Bays (1976-78)
Loren Belvin (1954)
Brandon Bonds (2003-06)
Byron Bonds (1990-93)
Lynn Bostick (1939-41)
Rufus Cormier (1968-69)
Ja'Gared Davis (2009-12)
James Dawson (1950)
Lanny Dowell (1959-60)
Cade Ellis (2020)
Jon Embree (1985)
Lou Farris (1955-57)

John Freeman (1965-67)
Jordan Gipson (2017)
Fred Goodwin (1946-49)
Rudy Harmon (1984-86)
Branson Hickman (2020)
Herb Johnson (1972)
Ernest Knox (1973-74)
Ryan Leonard (2007)
Markus Pratt (1998-01)
Hardy McAlister (1962-64)
Haskell Ross (1932-33)
Kerry Scanlon (1994-97)
Michael Sehliner (2016)
Mark Thompson (1982-83)
Mike Thompson (1979-81)
Trent Turpin (1952)
Brock Watkins (2020)

57

Eldridge Adair (1943)
Jack Bomar (1970-71)
Aaron Boulton (1980-84)
Maurice Bray (1932-34)
Cobe Bryant (2019-20)
Willy Clark (1964)
Dick Davis (1949)
Landon Dyer (2004)
Stan Eckert (1956-58)
Jim Farris (1973)
Ben Furgal (2019)
Ken Grant (1985)
Don Hastings (1954)
David Headstream (1974)
Alvin Holland (1939)
Luke Johnson (1996-97)
Cameron Kurth (2010)
Jim Landers (1950-51)
Jordan Miller (2011-13)
Pete Muse (1976-78)
Jack Myers (1965-66)
Charles Orsak (1945)
Johnny Phillips (1992)
Chris Poulos (2003)
Stan Poulos (1967, 1969)
Chad Pursley (2015-18)
Robert Raines (1959-60)
James Robinson (1999-01)
Oscar Rosales (1989-91)
Michael Sehlinger (2015-17)
Brett Sibert (1994)
Jim Smith (1953)
Bill Thomas (1972)
Bobby Vann (1948-50)
Mike Wallace (1986)
Mark Whitener (1979)
J.B. Williams (1995)
Mike Williams (2020)

58

Kelly Arnold (1971-72)
Don Betterton (1983)
Thornton Chandler (2001-02)
Kevin Chaney (1979-82)
Putt Choate (1976-78)
Bill Crawford (1952)
David Drake (1965-66)
David Echols (1964)
Archie Fairly (1985)
Rodolfo Flores (1994)
Eli Furgal (2019-20)
Ken Haddad (1967)
Bobby Hamm (1959-61)
Sam Jackson (1931-32)
Tony Jackson (1974)
Darrin Johnson (2004-06)
Patrick Jones (2019)
Van Daele Mabrito (1939)
Joseph Medlin (2000)
Jordan Miller (2010)
Jim Passions (1951)
Darren Pedrosa (1990-91)
Louis Reed (1954)
Taylor Reich (2012-14)
Tory Virdell (1992)
Glenn Walls (1973)
Joe White (1968-70)
Paul Wiley (1997-99)
Carl Woxman (1962)

59

Sam Bennett (2006-07)
Tai Brooks (2019-20)
David Bryan (1985-86)
Heath Burnett (2003-05)
Mike Cain (1965)
Leonard Elkins (1931)
Kirk Freeman (1971)
Greg Gardner (1990-91)
John Gibbs (1954)
Will Goldberg (2019-20)
Myron Hargrove (1960-61)
Fred Johnson (1970)
Mike Lewis (1997)
Mac McKinnie (1992-96)
Bobby McMillan (1956)
Gary Moten (1979)
Ben Nolen (1957)
Anthony Pedote (1989)
Jason Pettit (1998-99)
Jon Randolph (2000)
Jim Sauby (1963)
Lincoln Schick (2010)
Jimmy Smith (1977-78)
Ted Thompson (1973-74)
Mike Washburn (1980-82)

60

Paul Albert (1978-81)
Karl Belz (1958-61)
Charles Carneal (1971-72)
Vincent Chase (2008)
Martin Cude (1963)
Keith Cupples (1967-69)
J.T. Davis (1957)
Sacha Emanuel (1993-96)
Carter Foster (2019)
Robert Fly (1931)
Ronald Gilliam (1974)
Cecil Gunn (1955)
Rusty Gunn (1953-54)
Corky Hall (1973)
Larry Harwood (1962)
Adrian Haywood (2005-06)
Doug Hollie (1982-83)
Will Hopkins (2017)
Randy Katz (1960)
Ken Masterson (1984-86)
Will McKinney (1999)
James Meletio (1943-45)
Christian Miller (2010-12)
David Mitchell (1956)
Henry Mossberg (2020)
Eric Neal (2001-04)
Boris Neeley (1977)
Ray Ownby (1941-42)
Reid Stacy (2019-20)
Lynn Thornhill (1964-66)
Joe Wells (1989-92)

61

James Bond (1972)
Que Brittain (1967-69)
Bobby Buyer (1962)
Earl Cook (1944-47)
Keith Chiles (1992-96)
Neal Franklin (1948-50)
David Hawk (1953-55)
Charles Hunt (1976-79)
Chris Jackson (1980-82)
Russell Johnson (1974)
Tom Koenig (1956-58)
Johnny Maee (1964-66)
Russell Medlin (1931)
Buford Partee (1951-52)
Rod Paschall (1989-91)
Dalton Perdue (2020)
Ted Ramsey (1940-41)
Mike Rice (1959-61)
Ruwayne Struve (1973)
Ken Walker (1970-71)
Jim Wise (1963)
Jack Young (2019-20)

62

Bobby Beckett (1955)
Woody Burnette (1962)
Vincent Cain (1977)
Jimmy Chase (2008)



OUTLOOK

PLAYERS

COACHES

OPPONENTS

REVIEW

RECORDS

HISTORY

MEDIA

Jerry Chavira (1996-99)
R.D. Crenshaw (1967)
Dick Davis (1948)
Travis Fister (2013-16)
Tom Gray (1957)
Joe Holmes (2006-07)
Kevin Jennings (1979-83)
Orville Johnson (1941-42)
John Johnston (1968-69)
Smitty Keller (1954-56)
Brad Kieschnick (2002-05)
Darryl LaFitte (1951-53)
David Mitchell (1958)
Rod Mounts (1984-86)
John Oden (1973)
Julius Pechal (1946-47)
Gene Sherman (1959-61)
Jim Sitton (1963-66)
Marcus Smith (2020)
Marty Solombrino (1989-92)
Daniel Steckler (2019)
Doug Terry (1971-72)
Bob Vann (1948-50)
Craig White (1978)
Mark Windham (1993-94)

63

Shelley Anderson (1984-86)
Trey Bandy (1995-99)
Bobby Beckett (1956-57)
Evan Brown (2014-17)
Rush Cone (1971)
Ronnie Cosper (1962-63)
Bryan Craig (1992-94)
Judson Davis (2000)
Stanley DuVall (1939-41)
Grant Eidson (2003-04)
Charlie Flores (2019)
Harry Hargrove (1967)
Sherwood Hensley (1954)
Delbert Jordan (1979-80)
Tom Land (1942)
Brad Lankford (2006)
Ted Leveridge (1945)
Floyd Lewis (1943, 1946-48)
Bill Line (1968-70)
Blake McKinkin (2008-12)
Joseph Medlin (2001)
Don Mudd (1976, 1978)
Dave Riley (1950-52)
John Rumley (1959-61)
Randy Savage (1973-74)
David Shuford (1964-66)
Erin Smith (2020)
Steve Stanilind (1981)
Guy Thurston (1982-83)
Chip Vasquez (1989-91)

64

John Basham (1947-48)
Joe Basquez (1952-53)
Steve Benotti (1989-90)
Harris Brownlee (1976-77)
Willie Castleman (1954)
Richard Danner (1960)
Horace Derry (1972)
Cameron Ervin (2019-20)
Ben Furgal (2020)
Mike Hake (1973-74)
Mike Hensley (1956-57)
Greg Kroot (1978)
Brett Mason (2001)
Harvey McAfee (1979-81)
Dave McCoy (1944-45)
Murray Mangum (1941)
Bob Massad (1965-66)
Max Munn (1994-97)
Danny Murphy (1999)
Fred Nelson (1982-84)
Ben Nolen (1959)
Pat O'Connell (1967-69)
Robert Oyler (1962-64)
Sam Rice (2012-13)
Eddie Richardson (1946)
Ike Robb (1949-51)
Chase Smith (2006-07)
Chad Spretz (1993)
Bryce Tennisson (2009-11)
Walt Weaver (1970-71)
Bryce Wilds (2016-18)

65

Joe Basquez (1951)
Joe Beard (1979-82)
Vic Brittain (1968-70)
Dan Chilton (1965-67)
Jim Crowe (1959-61)
David Cullen (1996)
Bobby Duncan (1948)
John Eixman (1983-86)
Mike Everett (1958)
Jordan Favreau (2010-12)
Cory Fross (1997-01)
Jordan Gipson (2018)
Craig Gould (1989)
Erwin Greer (1977-78)
Claud Hill (1943, 1945-47)
Matthew Huhn (2017)
Marcus McNeil (2015-16)
Bill Morrow (1964)
Tony Ned (1991-94)
John Porter (2020)
Ray Rasor (1941-42)
Carl Shannon (1953-54)
Thomas Shelmire (2019-20)
Henry Sheppard (1973-74)
Jackson Taylor (2006-08)
Guy Thomas (1972)
Bryan Turner (2003-04)
Earl Walden (1952)
Gary Webber (1955-57)
Bob Welch (1949)

66

Dave Blewett (1984-86)
Gerald Bowles (1968, 1970)
Grady Burnette (1981-83)
Sam Burns (2019-20)
Rufus Cormier (1967)
Szymon Czerniak (2008-10)
J.T. Davis (1956)
Jim Fitzpatrick (1941)
Charles Grandstaff (1945)
Andrew Helmey (2000)
Jack Hopper (1957)
Ed Johnson (1972)
Nathan Lee (1994-96)
Fred Lucas (1953-55)
Myle McCormack (2016)
Walt McDonald (1977)
Harold Magers (1963-66)
Bubba Moore (1968)
Matt Muns (2002)
D. Nady (1973)
Ben Poynter (2004-07)
Gareth Riley-Ayers (2011-14)
Raymond Schoenke (1962)
Byron Slaughter (1990-93)
Steve Smith (1971)
Clint Snowden (1997)
Trent Strong (2020)
Charles Terrell (1958-59)
Waldo Theus (1979-80)
Paul Turk (1950-52)
Robert Weyman (1974, 1976)

67

Harold Arfman (1942)
Tommy Beal (1954-55)
Rob Byers (1976)
Andrew Campbell (1981-84)
Bryan Collins (2009-12)
Dylan Cordell (2020)
Herschel Forester (1949-51)
Matt Hart (1989-91)
Dwight Houghton (1969)
John LaGrone (1964-66)
Nick Lerew (2019)
Bobby Loveless (1957-59)
Mike Mason (1977-80)
Daniel McCarty (2013-16)
Chad Meacham (2003)
Jeremy Morgan (1995-96)
Cecil Moseley (1948)
Tommy Poynter (2006-08)
Don Randell (1970-72)
Jack Rhoads (1960-62)
Dalton Sawyer (2020)
Joey Slaten (1997-01)

Robert Smith (1945)
Alfred Temple (1941)
Bill Thomas (1973-74)
Dominik Unger (1986)
Herbert Wales (1947-49)
Marty Windham (1993-94)
Rex Winters (1952)
Lee Yokum (1956)

68

Chris Biggures (2019)
Tom Black (1970-72)
Louis Canant (1954)
Sam Caudle (1957-59)
Zachary Clarke (1994)
Randy Denman (2003-06)
Ashton Duhe (2011-12)
Robert Ethridge (1950)
Dean Ferguson (1965-66)
Dick Jusko (1941-42)
Jeff Henderson (2000)
Tab Keener (1978-81)
Wayne Ligon (1952)
Eric Lipke (1947-48)
Kevin McKinney (1983-86)
Kemp McMillan (1967-69)
Nick Natour (2014-18)
Doug Popino (1976)
Robby Risko (1989-92)
Jackson Ritz (2020)
Sean Schulgen (1995-96)
Ed Shapiro (1973-74)
Charles Shurtliff (1945)
Les Stewart (1960-62)
Bryce Tennisson (2008)
Walter Umphrey (1956)
David Wilson (1963-64)

69

Ricky Cowart (1976-77)
Calvin Crockett (2008)
Jack Crutcher (1953-54)
Louis Drodz (1950-51)
Jody Edwards (1971)
Mike Ellis (1974)
Marvin Hahn (1972)
Jack Hopper (1955-56)
Henry Johnson (1946-48)
Paul Kenner (1979)
Craig Kennington (1982-86)
Eric Lipke (1945, 1948-49)
Harvey McAtee (1978)
Bobby McMillan (1957-59)
Jeremy Morgan (1997-98)
Steve Reindl (1999-03)
Walter Roberds (1947-49)
Jack Ryan (1942)
Ben Sparks (2020)
Steve Stanilind (1980)
Charles Stewart (1952)
Craig Swann (1992-96)
David Temples (1981)
Alex Todd (1959-61)
Jacob Todora (2016-18)
Walter Weaver (1965-66)
Don White (1967)
Collin Williams (1973)
Bill Wright (1968-70)

70

Austin Adami (1995-99)
Jack Archibald (1953)
Herbert Asel (1954-56)
Kelvin Beachum (2008-11)
Bill Cook (1949-50)
Shawn Couch (1991-94)
Tom Dean (1949-50)
Townsend Hargis (2000-04)
John Hamberger (1946-48)
Dale Hellestrae (1981-84)
Jim Hodges (1969)
Tom Huemiller (1989)
Robby Lambert (1990)
Robert McDade (1985-86)
Leland Mayo (1951-52)
Ron Merritt (1963-66)
Steve Morton (1971-74)
Joe Pasqua (1938, 1940-41)
Mike Randle (1977, 1979-80)

Guy Reese (1959-61)
Kadarius Smith (2016-20)
Chase Walling (2012-13)
Sam Walker (1970)

71

Darrel Amen (1992-95)
Mike Armstrong (1967)
Toxie Beavers (1973-74)
Lynn Bostick (1940-41)
Chauncey Briggs (2012-16)
Jerry Clem (1951-53)
Brian Duncan (1971)
Jeff Erxleben (1996-00)
David Gary (1954-56)
Ken Grant (1986)
Martin Guidry (2003-05)
Jim Hunt (1959-61)
Phil Jones (1972)
Mike Jusko (1976-80)
Billy Klemstein (1981-85)
Dan Moreman (1989)
Bernard Kuehn (1945)
Buford Partee (1950)
Rod Poirot (1965-66)
Charles Russell (1947-49)
Jaylon Thomas (2018-20)
Kelly Turner (2008-11)
Bill Wagley (1942)
Herbert Wales (1948-49)
Lee Yokum (1957-59)

72

Jack Archibald (1951)
Travis Atwood (1989-92)
Jimmy Chase (2009-10)
Bobby Collier (1948-50)
Butch Cooper (1978)
Alvin Dalton (1958-61)
Chuck Dannis (1969-71)
Nick Dennis (2018-19)
Jake Fawcett (1939-41)
Kevin Gober (1997-01)
Ben Gottschalk (2010-13)
Tommy Hairston (1952-54)
Braylon Hyder (2014-16)
Max Jones (1942)
Patrick Jones (2016-17)
Demetri Jordan (2020)
Louis Kelcher (1972-74)
Jack Linsey (1946)
Del Montgomery (1984-86)
Norman Medlen (1964-65)
Ross Nigh (2006-07)
Greg Noebel (1977)
Brian O'Meara (1979-83)
Bill Switzer (1945)
Charles Terrell (1957)
Robert Wharton (1955)
Gene Williams (1976)
Dray Wilson (1993-96)

73

Clarence Booth (1940-42)
Paul Brown (1960)
Bob Cadawallader (1950-52)
Judson Davis (1998-99, 2001)
Horace Derry (1973-74)
Bruce Dietz (1976)
Curtis Eldridge (1989-92)
Jack Elliot (1944-46)
Gary Ferguson (1956-59)
Forrest Gregg, Sr. (1953-55)
Tim Hale (1985-86)
Jack Halliday (1947-49)
Glenn Ivey (1993-97)
John Kimbrough (1965-67)
John Meyer (1970, 1973)
Buddy Miller (1962-63)
John Robinson (1983)
Rickey Schulte (1979-82)
Henry Sheppard (1972)
David Temples (1978)

74

Jack Archibald (1952)
Tyler Bailey (2020)
Kyle Carroll (1989-91)
Michael Carter (1979-83)

Christian Chamagua (2012-14)
Ruli Coli (1984-86)
Bill Crawford (1951)
Martin Cude (1962)
John Dean (1960)
Bruce Dunmore (1954)
Mike Everett (1957)
Joey Fontana (2010)
Tom Gray (1956, 1958-59)
Lowell Halpin (1967)
Harry Hargrave (1968-70)
Henry Johnson (1945-48)
Dave Kiselak (1993-96)
Mike Leitko (1971-73)
Dontae Livingston (2011)
Sean Lobo (2005-08)
James McCarthy (1997-01)
Mike Moore (1963-64)
Charles Perry (1949-50)
Fred Posey (1965-66)
Gary Richmond (1976-77)
Burnie Smith (1941-42, 1946)
W. Hulsey Smith (2002-04)
Braxton Webb (2016-19)

75

Harvey Armstrong (1978-81)
Marvin Ayers (1982)
Zach Boyd (2008)
Charles Chambers (1949-50)
Gene Clark (1945-49)
Jerry Cornelison (1955-57)
Ashton Duhe (2010)
Tre Giller (1989-90)
Sterling Harris (1999-03)
Virgil Harris (1962)
Josh Hickman (2006)
Hayden Howerton (2017-20)
Walter King (1947-48)
Gary Knee (1967-69)
Sean Lobo (2004)
Nkumu Mandunga (1995-98)
Herb McJunkin (1952)
Jerry Mays (1958-61)
Chris Morris (1983-86)
Jerry Phillips (1964-66)
Leo Roasa (1963)
Greg Shea (1991-94)
Dick Smith (1942)
Harvey Sutton (1976-77)
Guy Thomas (1973-74)
Schaad Titus (1972)
Kris Weeks (2011-14)
George Zoch (1970-71)

76

Joe Basham (1945)
Kenard Burley (2003-07)
Charles Cannon (1951-53)
Judson Davis (2002)
Josh Emshoff (2010-11)
Joe Ethridge (1946-48)
Scott Gibson (1981-82)
Christian Holloway (2013-14)
Bill Jackson (1968-70)
Mike Janszen (1965-66)
Ed Johnson (1973)
John Knee (1962-64)
Charles Leyendecker (1954-56)
Levon Livingston (2018)
Wayne Ligon (1950)
Dan Merritt (1994-98)
D. Nady (1971-72)
Rodney Parr (1958-59)
Doug Rice (1983-86)
Russell Ross (1949)
Jerry Saena (2015-16)
Grady St. Clair (1941)
Wayne Simpson (1974, 1976)
Lee Spivey (1977-80)
Jeremy Stout (1990-93)
Jim Swope (1942)
Garren Thompson (1967)
C.B. Williams (1999-00)
Edwin Young (1957)

77

Alan Ali (2017-20)
Keaton Bates (2015-16)

Calvin Blackwell (1976)
Scott Brady (1982-83)
Bill Cook (1948-50)
John Daniel (1964)
Charles Divelbiss (1942)
Don Goss (1952-55)
Perry Hartnett (1978-81)
Jay Holt (1989)
Jason Holz (1992-96)
Bobby Hunt (1958, 1960-61)
Pete Koltarich (1944-46)
Aaron Ladd (1997-00)
Randy Lawrence (1968)
Josh LeRibeus (2008-09, 2011)
John Mears (1956)
Dan Moreman (1965-67)
Dustin Morton (2003-06)
Ryan Potter (1990-91)
Hal Quinn (1949-51)
Dave Richards (1984-86)
Rock Rollins (1970-71)
Norman Rosenblum (1947)
Al Secor (1974)
Mack Swafford (1941)
Schaad Titus (1973)
Jim Zimmerman (1959)

78

Jack Adkisson (1949)
Kelly Arnold (1973)
Bob Blakeley (1954-56)
Truman Christopher (1965)
Tim Condin (1983-86)
J.T. Davis (1959)
Jim Duggan (1976)
Jordan Free (2009-12)
George Gaiser (1964-66)
Rodney Gray (1974)
Jim Higgins (1968-69)
Bill Holder (1995-99)
Jason Hunt (1991-94)
Mike Janszen (1967)
Henry Johnson (1948)
Scott Kilpatrick (2000)
Jalen Lynch (2017)
Lou Miller (1951-53)
Beau Morris (2018-20)
Richard Neely (1978-82)
Darren Pedroza (1989)
Tony Richards (2016)
Jerry Saena (2013)
Greg Shea (1990)
Charles W. Smith (1945)
Chris Urbanus (2003-05)
Tiny Zaragosa (1972)

79

Justin Boren (2003-04)
J.T. Brooks (2008-11)
Patrick Byrd (1994-96)
Truman Christopher (1966)
Trey Cowan (1989-92)
Don Deweber (1970-72)
Jim Duggan (1974)
Roy Dunn (1981-85)
Marvin Hahn (1973)
Tray Hardin (2000)
Ralph Hendrickson (1950-51)
Larry Hughes (2018)
Danielson Ike (2019-20)
Eric Knebel (1953-55)
David Marshall (1977-80)
Seaver Myers (2012-14)
Jim Passons (1952)
Rex Printz (2016-17)
Arthur Raines (1960-62)
Charles Rains (1967)
Jason Sands (1993)
David Wilemon (1956-58)

80

Dave Corder (1963-66)
Mike DeGrazier (1962)
Bill Glaros (1967)
Roland Goss (1939-41)
Sid Halliday (1942)
Richard Harrison (1960-61)
Raleigh Harvey (1955)
Scott Herrera (1989-90)



OUTLOOK

PLAYERS

COACHES

OPPONENTS

REVIEW

RECORDS

HISTORY

MEDIA

Byron Hunt (1977-80)
Lamar Hunt (1953-54)
Freeman Johns (1973-74)
Wade Johnson (1981-85)
Jim Mahew (1950-52)
Ronnie Mason (1956)
Ronnie Parker (1971)
Corey Rau (2016)
Ryan Riddle (1999-00)
Rufus Shaw (1972)
Pelham Staples (1968-69)
Cordell Thornton (1996-98)
Carl Wallace (1947-49)
James Whitmore (1991-95)
Eugene Wilson (1945-46)
Brady Wyatt (1957, 1959)

81

Brian Berry (1990-94)
Wayne Burnett (1948)
Harold Clark (1945-47, 1949)
John DeVoss (1989)
Scott Ford (1981-84)
John Glusing (1958-61)
Randy Goss (1970, 1972)
Alvis Hall (1999)
Sam Holden (1967-69)
Keenan Holman (2010-13)
Brett Kershaw (1985)
Galen Lindsey (1974, 1976)
J.W. Marshall (2000)
Grady Martin (1942)
Mike Moore (1965-66)
Doyle Nix (1952-54)
Ronald Pritchard (1962)
Ben Redding (2018-20)
Jacoby Rhinehart (1995)
Jordan Severt (2017)
Anthony Smith (1977-80)
Trent Stephenson (2001)
Fred Stier (1963-64)
Eric Thompson (1998)
Gus Tunnell (1939-41)
Mack Tunnell (1951)
Cedric Vinson (2002-04)
Boyd Wagner (1955-57)
Mario Walker (2006-09)
Brandon Williams (1996)

82

Cole Beasley (2008)
Rory Best (1972-74)
Louis Caver (1942)
Bobby Chase (2004-06)
Doug Christian (1963)
Charles Clay (2010)
Donnie Denbow (1965-66)
Everett Dickerson (2013)
Rob Fowler (1997-99)
Ivan Gaines (1996)
Mark Gann (1979, 1982)
Elton Garrett (1976-78)
Tommy Gentry (1954-56)
Mitch Gieber (1985-86)
Jimmy Hawn (1950-52)
Greg Hill (1989-92)
Greg Hubbard (1981-84)
Nyle Johnson (2011)
Jim Kreimborg (2000-01)
Jason Lindbloom (1993-95)
Rusty McDearman (1970-71)
Aiden McDonnell (2003)
Zohn Milam (1946-49)
Happy Nelson (1959-61)
Corey Rau (2017-18)
Leon Rudolph (1957-58)
Dick Smith (1941)
Parker Stone (2020)
Jim Wood (1967)
Ryan Wannemacher (2002)

83

Jerry Adams (1955)
John David Blagg (1999-00)
Mike Blaine (1967)
Ralph Blount (1970-72)
Bart Boren (1974, 1976)
Jeff Brock (2006)
Phillip Burley (2008)
Harry Dean (1950-52)

Matt Dorrity (2017)
Mike Dry (1977)
Daniel Echols (1990-91)
David Echols (1965-66)
Jimmy Emerson (1960)
Doyle Franklin (1985)
Byron Frierson (1980)
Mitch Gieber (1989)
Brian Goodman (1997)
Kylan Granson (2018-20)
Trey Griffin (2002-04)
Sid Halliday (1946-47)
Tom Hillary (1962-63)
Jim Holaday (1956)
Darius Joseph (2011-12)
Kim Johnson (1983-84)
Arthur Londy (2010)
Charles Marsh (1959)
Pat Niell (1957)
Dick Parsons (1954)
Robert Quinn (1945)
Jim Rasmussen (1953)
Charles Russell (1948-49)
Joe Sheppard (1979)
Dave Sherer (1958)
Kelly Simpson (1940-42)
Clint Snowden (1998)
JaBryce Taylor (2013)
Kevin Thornal (1992-96)
Ryan Wannemacher (2001)

84

Lowell Baker (1957)
Judah Bell (2018)
Dick Blaylock (1977-78)
Mike Brady (1954-55)
Phil Clegg (1964)
Pinky Clements (1965-66)
O.T. Cox (1953)
Don Denham (1963)
Matt Dorrity (2019-20)
Tom Ferguson (1976)
Bob Folsom (1944, 1947-49)
Jeremiah Gaines (2013-16)
Greg Gilleland (1981-85)
Darren Harrington (1989-92)
John Hughes (1960-61)
James Hunt (1979-80)
Darrin Johnson (2003)
Bud Jones (1958-59)
John Jordan (1967-70)
David Krischke (1972-73)
Cole Loftin (2009-12)
Steven McCormack (2010-11)
Bill McNutt (1974)
Jimmy Moore (1995-97)
Mike Moore (1962)
Steve O'Neill (2000)
Bill Rippey (1950-52)
Charles Russell (1945-49)
Joe Bailey Scott (1941-42, 1946)
Jack Sledge (2005-07)
Brandon Wetsel (1998-99)

85

George Adair (1946)
Jack Boys (1978)
Leo Fikes (1948-50)
Ken Fleming (1967-70)
Martin Grady (1947)
John Graves (1961-63)
Lamonte Guillory (1995-97)
Gary Heatherington (1974)
Jeff Henderson (1998-99)
Trent Joeckel (2000)
Earl Johnson (1954-55)
Keith Jones (2019-20)
Alex Litowkin (1951-53)
Bob Maddox (1940-41)
Thomas Mallak (2017-18)
Joe Bob Markette (1942)
Gene Moore (1940-41)
Pat Neill (1958-61)
Greg Organ (1976)
Paul Page (1945-48)
Reynaldo Pellerin (2003-06)
Cameron Perry (2001)
Rob Presthus (2002)
David Randle (1980)
Albert Reese (1983)

DeAndrea Robinson (1994)
Chris Silverthorn (1972)
Chad Stephenson (1993)
Don Stewart (1956)
Elmer Thomas (1984-86)
Bruce Van Derven (1989-92)
Bobby Waid (2011-12)
Ryan Walker (2009)
Lawrence Whittington (2003)
George Wilmot (1964-66)
Bob Wilson (1979)
Jackie Wilson (1982)
Tiny Zaragosa (1973)

86

Connor Allen (2018)
Judah Bell (2017)
Brodie Burke (2020)
Ronnie Case (1952-53)
Vincent Chase (2005-07)
Abe Croft (1942-43)
Brian DeVoss (1997)
Clement Fox (1976)
Neal Franklin (1945, 1948-50)
David Foster (1998)
Bobby Goodrich (1964-67)
John Hampton (1999-02)
Brent Harraman (1989)
Mark Hodges (2003)
Marcus Holyfield (2010-13)
Lee Jones (1976)
Josh Lerner (1995)
Larry McClure (1971)
Tommy McIntyre (2019-20)
Rene Medelin (1958)
Darin Mitchell (1981-85)
Johnny Moore (1963)
Buddy Nichols (1959-61)
Joe Nobles (1972-74)
Chris Rentzel (1970)
Johnny Simmons (1969)
B.J. Stankovich (1990-94)
Leighton Steward (1954-56)
Ben White (1949-51)

87

Raymond Berry (1952-54)
Raleigh Blakeley (1946-49)
Damond Blueitt (1995-99)
Rickey Bolden (1980-83)
John DeVoss (1990-92)
Willard Deweall (1955-57)
Bob Fisher (1976-79)
Mike Hammond (1973)
Kurt Neale (1974)
Rob Orr (1984-85)
Tommy Pappadakis (1989)
Ronald Pritchard (1962)
Harold Richardson (1965-67)
James Lee Robinson (1970-72)
Don Stewart (1959)
Mowry Stilt (1963)
David Thomas (1969)
James Travis (1960)
Eric Yarbrough (1994)

88

Todd Boales (1980)
Glenn Box (1977)
Robert Brooks (1954)
John Cheney (1943, 1948-49)
Patrick Cinelli (2020)
Bob Clements (1959)
Michael Dineen (2002)
Joseph Ferguson (2006)
Ray Green (1960-62)
Bradley Haynes (2008-11)
Smitty Keller (1955)
Kevin Lias (1995-97)
Brian Lovett (1989-90)
Will McKinney (2000)
Rob McKinnie (1998)
Chris Merrill (2004)
Cory Muse (2003)
Joe Norman (1976)
Dave Powell (1950-52)
Leroy Price (1999)
Albert Reese (1984-86)
Dick Reinking (1945-47)

Norm Revis (1981-83)
Oscar Roan (1972-74)
Ronnie Robertson (1971)
Carlisle Robison (1957-58)
Jim Shaw (1968-69)
Joshua Shelmire (2016-18)
Daijuan Stewart (2012-14)
Mike Tabor (1964-66)
Hunter Thedford (2016-18)
Carson Welch (2019)
Erwin Wilburn (1991-94)

89

Jordan Airhart (2011-12)
Ed Bernet (1952-54)
Paul Bradley (1969-71)
Henry Christopher (1956-59)
Patrick Fleming (2007-10)
Clement Fox (1976)
Mark Hammond (1972)
Bill Harlan (1962-64)
Bob Hooks (1950-51)
Ryan Kennedy (2003-06)
John Matthews (1989)
Rene Medelin (1960-61)
Mike Mitchell (1960-61)
Chad Patton (1990-93)
Don Pettaway (1978)
Marquis Pleasant (1983-85)
Derrice Randle (1997-01)
Jim Robertson (1955)
John Luke Roberts (2020)
Kevin Robledo (2017)
Austin Rolfe (2016)
Chuck Ryan (1973-74)
Alex Sickafoose (2019-20)
Gary Smith (1979-82)
Clint Snowden (1994-96)

90

Charles Adams (1973-74)
Kendall Campbell (1989)
Jerry Evans (1999)
Paul Giamanco (1995)
Robert Gibson (1971-72)
Kevin Graham (1976)
Kevin Grenier (2008-12)
Vince Jenkins (1983-86)
Nick Lang (2020)
Jackson Lawley (2017)
Jalen Lynch (2016)
Larry McClure (1970)
Ken McLaurin (2017-18)
Jared Moore (1978-80)
Nelson Paul (2019-20)
Bob Stunkel (1982)
Christian Teichman (1993)
Troy Therien (2005-06)
Adam Wells (1997-98)
Jimmy Williams (1981)
Melvin Williams (2000-04)
Chris Wilson (1990)
Zach Wood (2013-14)

91

Doug Berg (1970-72)
Sean Cordobes (1989)
Roy Douglas (1977-81)
Kyle Griffin (2005-06)
Spencer Hollie (2013-14)
Dwight Houghton (1968)
John Hughes (1999-00)
James Krause (1990)
Tom Lowey (1974)
Clarence McDade (1982-83)
Terrance Newman (2018-20)
Joe Phillips (1984-85)
Torlan Pittman (2008-12)
Karon Riley (1996-97)
Al Secor (1976)
Chad Spretz (1990-92)
Eric Tomlin (1993-95)
Robert Welch (1946-49)
J.T. Williams (2016)

92

Charlie Berry (2003-07)
James Bowie (1989-92)
Mark Cones (1974, 1976)

Lute Croy (1998-02)
Shabazz Dotson (2018-20)
Ahmad Hayes (1993-96)
Margus Hunt (2009-12)
Terance Mann (1983-86)
Eric Moore (1978-82)
Chase Schavdra (1997)
Mike Shelton (1969, 1971)
John Snider (1945)
Zelt Minor (2013-16)

93

Mike Blaine (1969)
Elijah Chatman (2019)
Aaron Davis (2011-12)
Drain Duncan (1972)
Bobby Duncum (2020)
Chad Ellis (2000)
Mason Gentry (2013-17)
Bill Gholson (1970-71)
David Headstream (1973)
Jarrod Holmes (1997-98)
Bardia Karimi (2010)
Brent Karrington (2003-04)
Adam Leija (2001)
David Lovett (1989)
Kevin Miles (2018)
Wilbert Mitchell (1992-96)
Rob Orr (1983)
Chris Parham (2006-09)
Chris Stevenson (1990-91)
Dan Sullivan (1984)
Russell Washington (1979-82)
James Wright (1974, 1976-77)

94

Allan Adami (2000-01)
Beau Barnes (2010-14)
Chris Biggus (2015-18)
Randy Brooks (1976)
Clarence Dennard (1973-74)
Rodney Finger (1992-93)
Tommy Fraser (1968-69)
Byron Frierson (1981-84)
Scott Gibson (1979-80)
Clay Glockzin (2004)
Patrick Handy (2005-08)
Brett Kershaw (1986, 1989)
Marc Lewis (1990)
Jeb Mason (1995)
Mason Mastrov (2020)
Jeremy Morgan (1994)
Wills Thompson III (2019-20)
Marcus Walker (2002)
Bobby White (1972)
Sam Williams (1997-98)

95

Darryl Atwood (1984-86)
Marvin Ayers (1981)
Brad Bean (2002-03)
Darrin Boone (1982-83)
Grady Burnette (1980)
John Clark (1976)
Will deWaal (1989-91)
Mickey Dollens (2007-10)
Jake Hall (2018)
Will Jones (2019-20)
Nick Lang (2019)
Andrew McClenehgh (2012-14)
Buddy McGinnis (1968-69)
Ken McLaurin (2016)
Dwight Moore (1970-71)
Cagan Morgan (1992-95)
Chris Post (1997-01)
Dontrell Terrell (1996)
Glenn Walls (1974)
John Wells (1978-79)
Rick Weyand (1972)
J.T. Williams (2017)

96

Zach Abercumbia (2019)
Bryan Craig (1991)
Austin Dennis (2019)
Tim Hague (1981-83)
Robert Hall (2016)
Desmond Jones (2003-04)
DeVere Levelston (2020)

Jason Lindbloom (1992)
Trevor Nelson (1990)
Mike Ostos (1989)
Carl Pankratz (2000)
Dane Rasmussen (1976-78)
John Robinson (1984-86)
John Schaffer (1997-98)
John Simmons (1970)
Brian Small (2002)
Cameron Smith (2011-14)
Jonathan Wallunas (2010)
Noah Westerfield (2018)
Marty Windham (1995-96)
Steve Wright (1979-80)

97

Terry Ayeni (2016)
David Bloymeyer (1978)
Turner Cox (2017-20)
Evan Huahulu (2008)
Brian Kennedy (1992-94)
Tim Linebarger (1982-84)
Mike Mason (1976)
Patrick Matthews (1989)
Mike O'Guin (2010-11)
Eric Peterson (1999-02)
Dominic Pryor (2004-06)
Nick Reed (2012-14)
Burton Roberts (1990)
Russell Roberts (2019-20)
Victor Simon (1979-81)
Hunter Thedford (2015)
Toby Watts (1985-86)
Jon Wilson (1996-97)

98


Case Bayless (2017)
John David Blagg (2001)
Brannon Coluccio (1992)
Szymon Czerniak (2007, 2011)
Austin Dennis (2020)
Adrian Dizer (2006)
Deon Green (2015-16)
Brandon Henderson (2009-10)
David Jefferson (1996-98)
Steve Klein (1993)
David Knapp (1985)
Uzo Okeke (1989-91)
Jacob Pugh (2019-20)
Jerry Saena (2014)
Robert Seals (2012)
Brad Severs (1976)
Harry Smith (2000)
Adam Visosky (2008)
Wendell Washington (1994-95)
Mitch Wills (1980-83)

99

Richard Anderson (1986)
Cody Banks (2019)
Jamar Bey (2003-06)
Cornellius Dozier (1982-85)
Steve Eades (1976-77)
Serge Elizee (2007-08)
Jason Evans (1993-97)
Eric Ferguson (1978-81)
Marquis Frazier (2009)
Craig Jackson (2010)
Justin Lawler (2013-17)
Mike Loftus (2010-13)
Harrison Loveless (2020)
Kenny Rea (1989-92)
Warren Scott (2018-20)
Robert Seals (2011)
Jimmy Simon (1998-99)



SMU ALL-AMERICANS



DOAK WALKER
1948 Heisman Trophy & 1947 Maxwell Award Winner



Choc Sanders
Guard, 1928



Marion Hammon
Tackle, 1929



Speedy Mason
Halfback, 1931



Clyde Carter
Tackle, 1934



Harry Shuford
Fullback, 1934 & 1935




Bobby Wilson
Back, 1934 & 1935



Truman Spain
Tackle, 1935




J.C. Wetsel
Guard, 1935



Kelly Simpson
End, 1941



Tom Dean
Tackle, 1945




Doak Walker
Back, 1947, 1948 & 1949



Kyle Rote
Back, 1950



Dick Hightower
Center, 1951



Don Meredith
Quarterback, 1958 & 1959




John LaGrone
Guard, 1966



Jerry LeVias
End, 1968




Robert Popelka
Defensive Back, 1972




Louie Kelcher
Guard, 1974



Oscar Roan
Tight End, 1974




Emanuel Tolbert
Wide Receiver, 1978




John Simmons
Defensive Back, 1980




Harvey Armstrong
Defensive Tackle, 1981



Eric Dickerson
Running Back, 1982



Russell Carter
Defensive Back, 1983



Reggie Dupard
Running Back, 1985



John Stewart
Placekicker, 1993



HONORED JERSEYS

**DON
MEREDITH**

17

SMU honored the legendary Don Meredith by honoring his jersey at halftime of the SMU-Houston football game in 2008. Meredith, who wore number 17 during his playing years at SMU (1957-59), was a two-time All-America selection on the Hilltop, setting a Southwest Conference record with a 69.6 completion percentage in 1957. The Chicago Bears then selected Meredith in the third round of the 1960 NFL Draft, but traded him to a young Dallas Cowboys franchise for future draft picks.

Throughout his nine-year career with the Cowboys, "Dandy" Don was one of the Cowboys' most recognizable stars, leading his team to three straight division championships and trips to consecutive NFL Championship games following the 1966 and 1967 seasons.

During the 1966 season, Meredith was named the NFL Player of the Year, throwing a career-high 24 touchdown passes that season. He was also named to the Pro Bowl that year, his first of two career Pro Bowl selections. In 1976, Meredith was inducted into the Cowboys' "Ring of Honor."

Meredith is a member of the SMU Athletics Hall of Fame (1980), Southwest Conference Hall of Fame (2013) and College Football Hall of Fame (1982).

Following his playing days, Meredith had a successful TV career as an analyst on ABC's "Monday Night Football." He was known for singing "Turn out the lights, the party's over" when the game appeared to be decided.

Meredith was selected as the 2007 recipient of the Pro Football Hall of Fame's Pete Rozelle Radio-Television Award.

Meredith also had an acting career, appearing in multiple movies and television shows, including a starring role on "Police Story," as well as a series of commercials in the 1980s.



**ERIC
DICKERSON**

19

As one of the greatest running backs in college football history, Eric Dickerson had his No. 19 SMU jersey retired Nov. 24, 2000.

Dickerson earned All-America honors as a senior in 1982 when he rushed for 1,617 yards and 17 touchdowns on 232 carries (7.0 yards per carry), helping the Mustangs to an 11-0-1 record and a No. 2 finish in the final Associated Press national rankings. He finished third in the Heisman Trophy balloting that year behind Herschel Walker and John Elway as SMU captured the Southwest Conference championship and defeated Pitt, 7-3, in the Cotton Bowl.

A two-time Southwest Conference Player of the Year, the Sealy, Texas, native set numerous school rushing records, including career yards (4,450), season yards (1,617 in 1982), career touchdowns (47), season touchdowns (19 in 1981) and 100-yard games (28).

In 2009, Dickerson was inducted into the SMU Athletics Hall of Fame and the Southwest Conference Hall of Fame in 2013. The College Football Hall of Fame inducted him as part of their 2020 class.

Dickerson was the second overall pick in the 1983 NFL Draft by the Los Angeles Rams, and was inducted into the Pro Football Hall of Fame in 1999.




**DOAK
WALKER**

37

Doak Walker epitomized leadership, sportsmanship, and academic and athletic achievement during his storied career at SMU in the late 1940s. Gracing the covers of numerous national magazines, "The Doaker" was a national phenomenon. The versatile Walker, who also punted, returned punts and kickoffs, and kicked extra points, earned All-America honors in 1947, 1948 and 1949. After starting as a freshman in 1945, he missed the 1946 season due to his service in the Army; however, by his junior season, his exploits on the field had become legendary, and in 1948, Walker became the first junior to win the Heisman Trophy.

In addition to winning the Heisman, Walker was a consensus All-America three times and also won the Swede Nelson National Sportsmanship Award while at SMU. He was inducted into the Southwest Conference Hall of Fame in 2013 and the SMU Athletics Hall of Fame in 1979.

Walker was the third overall pick in the 1949 NFL Draft by the New York Yanks.





**FORREST
GREGG**
73

An SMU leader as a student and an alumnus, Forrest Gregg saw his No. 73 jersey retired Oct. 7, 2000. Gregg was a two-way player on the Mustang football team from 1952-55.

Gregg was a dominant force on both sides of the line as a collegian and earned All-SWC honors as a junior and senior in 1954 and 1955. He also served as SMU co-captain in his final year.

After his career on the Hilltop concluded, Gregg moved on to a 15-year career in the National Football League. He played for the Green Bay Packers for 14 years and closed his NFL career in 1971 with the Dallas Cowboys. While with the Packers, Gregg won a pair of Super Bowl Rings in 1967 and 1968. He long held a Green Bay record by playing in 187 consecutive games, was chosen All-Pro eight straight years from 1960-67, played in nine Pro Bowls and was inducted into the Pro Football Hall of Fame in 1977. Gregg was part of the Super Bowl VI Champion Dallas Cowboys.

When football returned to the Hilltop in 1989, it was natural that Gregg would play a part. He served as head coach in 1989 and 1990, and served as SMU's athletic director (1990-94). He received the Distinguished Alumni Award in the fall of 2000. The award represents the highest honor the university and its Alumni Association can bestow upon an alumnus of the institution.



**LAMAR
HUNT**
80

A great friend of SMU and one of its most distinguished alumni, Lamar Hunt had his No. 80 football jersey retired Sept. 23, 2000. Hunt was a member of the Mustang football team from 1952-55 and wore No. 80 as a wide receiver his senior season.

After graduating from SMU with a degree in geology, Hunt had a distinguished career as a sports entrepreneur. He remains perhaps best known for helping turn professional football into America's No. 1 sporting pastime and was credited with accidentally naming the NFL's championship game the "Super Bowl." He was an original organizer of the American Football League (AFL), for which the Texas Sportswriters Association named him "Southwesterner of the Year."

In 1960, Hunt founded the Dallas Texans, who later became the Kansas City Chiefs, and was a principal negotiator in the AFL/NFL merger that paved the way for much of the game's modern growth.

For all his efforts, Hunt was inducted into the Pro Football Hall of Fame in 1972. As a tribute to his contributions to professional football, the AFC Championship Trophy carries his name, and in 1993, the NFL gave Hunt its Lifetime Achievement Award.



**RAYMOND
BERRY**
87

One of the greatest wide receivers in National Football League history, Raymond Berry had his No. 87 SMU jersey retired Oct. 28, 2000. Berry was a two-way player who earned two letters for the Mustangs in 1953 and 1954.

The Corpus Christi, Texas, native earned All-Southwest Conference honors and was an Academic All-American during his senior year. He was a 20th-round NFL Draft choice of the Baltimore Colts in 1955 and became one of the greatest draft selections in league history.

Berry led the NFL in receptions in 1958, '59 and '60. He helped the Colts win the 1958 league championship by catching 12 passes for 178 yards and a touchdown in the title game.

When he retired from the game after the 1967 season, Berry was the NFL's all-time leader with 631 catches for 9,275 yards and 68 touchdowns. He was inducted into the Pro Football Hall of Fame in 1973.





SMU FOOTBALL GREATS

QUARTERBACKS

FRED BENNERS

Ranked among the country's top 10 passers in 1950 and 1951. Ranks 14th among SMU's career passing yardage leaders (3,373). Led the Southwest Conference in attempts, completions, completion percentage and passing yards in 1950. Completed 109 passes in only 108 minutes played in 1950. Played professionally in 1952 with the New York Giants.

SHANE BUECHELE

Finished his time on the Hilltop as the program leader in career completion % (.640) and tied for 300-yard games (12), as well as single-season passing yards (3,929), touchdown passes (34), total offense/game (314.5) and TDs responsible for (36). Buechele was also second in career TD passes (57) and TDs responsible for (61) and single-season total offense (4,034). Was a Senior CLASS Second-Team All-American, all-conference selection, Earl Campbell Tyler Rose Award Finalist and a semifinalist for Maxwell and Davey O'Brien Awards. Signed with the Kansas Chiefs as an undrafted free agent.

Buechele's Stats

-----Passing-----							-----Rushing-----		
Year	Att.	Comp.	Pct.	Yards	INT	TD	Att.	Yards	TD
2019	490	307	.630	3,929	10	34	64	105	2
2020	370	272	.650	3,095	6	23	58	105	2
Totals	860	549	.640	7,024	16	57	122	210	4

RAMON FLANIGAN

Graduated as SMU's all-time total offense leader with 7,437 yards. Ranks among the school's career leaders in TD passes (30) and rushing yards (1,797). At the time of his graduation, he had accounted for more touchdowns (57) than any other SMU player. Ran for 27 touchdowns and threw for 30.

Flanigan's Stats

-----Passing-----							-----Rushing-----		
Year	Att.	Comp.	Pct.	Yards	INT	TD	Att.	Yards	TD
1992	24	11	.458	167	0	1	13	26	0
1993	199	111	.558	1,334	8	8	114	462	3
1994	312	168	.538	1,869	8	6	182	502	12
1995	0	0	.000	0	0	0	1	-9	0
1996	212	106	.500	1,715	13	11	155	394	6
1997	82	42	.512	555	3	4	104	422	6
Totals	829	438	.528	5,640	32	30	569	1,797	27



Ramon Flanigan is SMU's all-time total offense leader with 7,437 yards



Chuck Hixson finished his career at SMU as the career leader in passing yards and completions and ranked third in touchdown passes and total offense

MIKE FORD

Ranks sixth on SMU's career list in total offense (6,055) and fourth in passing yards (6,239). The nation's second-leading passer in 1978, completing 224 of 389 passes for 3,007 yards and 17 touchdowns. Spent one season with the Tampa Bay Buccaneers in 1981 and one season in the USFL with the San Antonio Gunslingers.

Ford's Stats

-----Passing-----							-----Rushing-----		
Year	Att.	Comp.	Pct.	Yards	INT	TD	Att.	Yards	TD
1977	301	153	.508	2,064	20	11	57	-138	2
1978	389	224	.576	3,007	23	17	70	-50	4
1979	37	23	.622	217	3	0	8	25	0
1980	158	75	.475	951	8	6	26	-21	4
Totals	885	475	.537	6,239	54	34	161	-184	10

BEN HICKS

Left SMU as the program record holder in career attempts (1,266), completions (718), yardage (9,081), 300-yard passing games (12), touchdown passes (71), total offense (8,977) and touchdowns responsible for (74). Was an honorable mention Freshman All-American.

Hicks's Stats

-----Passing-----							-----Rushing-----		
Year	Att.	Comp.	Pct.	Yards	INT	TD	Att.	Yards	TD
2016	422	234	.550	2,930	15	19	41	-83	2
2017	472	273	.580	3,569	12	33	54	47	1
2018	372	208	.560	2,582	7	19	45	-68	0
Totals	1,266	718	.570	9,081	34	71	140	-104	3

CHUCK HIXSON


Led the nation in passing as a sophomore in 1968. Left as the Mustangs' career leader in passing yards (7,179) and completions (642). Ranks fourth in touchdown passes (40) and third in total offense (6,884). Threw for over 300 yards on eight occasions, a then-record for an SMU quarterback.

Hixson's Stats

-----Passing-----							-----Rushing-----		
Year	Att.	Comp.	Pct.	Yards	INT	TD	Att.	Yards	TD
1968	468	265	.566	3,103	23	21	88	-108	6
1969	362	217	.599	2,313	15	9	82	-111	3
1970	285	160	.561	1,763	18	10	73	-76	1
Totals	1,115	642	.576	7,179	56	40	243	-295	10

GERALD MANN

First-team All-Southwest Conference selection in 1926 and 1927. Led SMU to a 15-2-1 record in his final two seasons. Nicknamed the "Little Red Arrow" because of his strong, accurate throwing arm. Member of the first Mustang team to play in Ownby Stadium in 1926. Inducted into the National Football Foundation Hall of Fame in 1969. Eventually went into law and served as the Attorney General for the state of Texas.



Lance McIlhenny posted a career mark of 34-5-1 at the SMU helm

LANCE MCILHENNY

SMU and the SWC's all-time winningest quarterback with a combined record of 34-5-1. Guided SMU to its first 11-win season and a national championship. Three-time All-SWC selection from 1981-83. Led the SWC in passing efficiency with a 133.0 rating in 1982.

McIlhenny's Stats

-----Passing-----							-----Rushing-----		
Year	Att.	Comp.	Pct.	Yards	INT	TD	Att.	Yards	TD
1980	53	22	.415	303	1	5	36	19	0
1981	155	67	.432	1,066	10	7	112	241	0
1982	120	57	.475	910	7	10	99	167	2
1983	162	77	.475	1,233	3	11	77	68	3
Totals	490	223	.455	3,512	21	33	324	495	5

DON MEREDITH

Two-time All-America selection in 1958 and 1959. Set SWC record with .696 completion percentage in 1957. Was a third-round draft pick for the Chicago Bears, but was traded to the Dallas Cowboys. Starred for the Cowboys from 1960-68 and later became an announcer for ABC-TV's "Monday Night Football" telecasts.

Meredith's Stats

-----Passing-----							-----Rushing-----		
Year	Att.	Comp.	Pct.	Yards	INT	TD	Att.	Yards	TD
1957	102	71	.696	912	6	7	87	143	4
1958	112	65	.580	952	7	7	77	230	8
1959	181	105	.580	1,266	10	11	102	25	2
Totals	395	241	.610	3,130	23	25	266	398	14

MIKE ROMO

Ranks fourth among SMU career leaders in completions (601), third in attempts (1,034), and fifth among the school's passing yardage leaders (6,041). His 2,927 passing yards in 1989 are the 10th-most in a single season by an SMU quarterback. Established four then-school records as a freshman — most yards passing in a game (450), most completions in a game (40), most completions in a season (282) and most pass attempts in a season (503).

Romo's Stats

-----Passing-----							-----Rushing-----		
Year	Att.	Comp.	Pct.	Yards	INT	TD	Att.	Yards	TD
1989	503	282	.561	2,927	18	14	78	-166	0
1990	412	250	.607	2,434	13	19	78	-206	0
1991	119	69	.580	680	7	2	22	30	0
Totals	1,034	601	.581	6,041	38	35	178	-342	0



Eric Dickerson will always hold the SWC record with 47 TDs

RUNNING BACKS

ERIC DICKERSON

All-America in 1982. SWC career leader with 47 rushing TDs. All-time SMU rushing leader and third on the SWC career list with 4,450 yards. Tied with Doak Walker for most career points (288). Had 28, 100-yard rushing games at SMU. First-round draft choice of the Los Angeles Rams in 1983. Broke the NFL single-season rushing record with 2,105 yards in 1984. Finished his professional career in 1993 as the NFL's second all-time leading rusher. Inducted into the Pro Football Hall of Fame in 1999.

Dickerson's Stats

-----Rushing-----					-----Receiving-----			
Year	Att.	Yards	Avg.	TD	No.	Yards	Avg.	TD
1979	115	477	4.2	6	6	35	5.8	0
1980	188	928	4.9	5	6	93	15.5	1
1981	255	1,428	5.6	19	1	2	2.0	0
1982	232	1,617	7.0	17	6	60	10.0	0
Totals	790	4,450	5.6	47	19	190	10.0	1

REGGIE DUPARD

All-America selection in 1985. One of two running backs to rush for 1,000 in three consecutive seasons. Career 5.9-yard average per carry is the best in school history. SMU's third all-time leading rusher with 3,772 yards. First-round draft choice of the New England Patriots in 1986.

Dupard's Stats

-----Rushing-----					-----Receiving-----			
Year	Att.	Yards	Avg.	TD	No.	Yards	Avg.	TD
1982	13	85	6.5	2	1	2	2.0	0
1983	197	1,249	6.3	9	4	22	5.5	0
1984	196	1,160	5.9	16	10	114	11.4	0
1985	229	1,278	5.6	14	11	180	16.4	2
Totals	635	3,772	5.9	41	26	318	12.2	2



Following in the footsteps of Eric Dickerson and Craig James, Reggie Dupard exploded on to the national scene in 1983 and earned All-America honors in 1985



CRAIG JAMES

Three-time All-SWC selection from 1980-82. Ranks fourth on the SMU career rushing list with 3,743 yards. Owns the second-highest career punting average in school history (43.6). Played two seasons with the USFL's Washington Federals from 1983-84 before spending five NFL seasons (1984-88) with the New England Patriots.

James' Stats

-----Rushing-----					-----Receiving-----			
Year	Att.	Yards	Avg.	TD	No.	Yards	Avg.	TD
1979	168	761	4.5	4	20	206	10.3	0
1980	177	896	5.1	6	15	191	12.7	0
1981	233	1,147	4.9	9	5	45	9.0	0
1982	197	938	4.8	4	11	208	18.9	3
Totals	775	3,742	4.8	23	51	650	12.7	3

XAVIER JONES

Led the nation in scoring (11.5) and rushing touchdowns (23) as a senior. Set SMU records for season touchdowns (25), season rushing TDs (23), season points (150) and tied the career TD mark (48) and career point total (288). Also set the record for most rushing touchdowns by a freshman with 10. Was a Doak Walker and Earl Campbell Tyler Rose Award Semifinalist. Signed as an undrafted free agent by the LA Rams.

Jones' Stats

-----Rushing-----					-----Receiving-----			
Year	Att.	Yards	Avg.	TD	No.	Yards	Avg.	TD
2015	152	634	4.2	10	27	214	7.9	0
2016	15	140	9.3	1	0	0	0.0	0
2017	182	1,075	5.9	9	14	84	6.0	0
2018	69	311	4.5	2	10	95	9.5	1
2019	244	1,276	5.2	23	20	90	4.5	2
Totals	662	3,436	5.2	45	71	483	6.8	3



Zach Line finished his career at SMU second on the career rushing yards list (4,185) and his 1,494 yards rushing in 2010 are the second-most in program history for a season

KEYLON KINCADE

Finished his career as the seventh-leading rusher in school history with 3,038 yards. Along with Eric Dickerson, Reggie Dupard and Alvin Maxson, was one of only five backs ever at SMU to record multiple 1,000-yard seasons. A two-time All-WAC selection. Holds the school record for season and single-game attempts.

Kincade's Stats

-----Rushing-----					-----Receiving-----			
Year	Att.	Yards	Avg.	TD	No.	Yards	Avg.	TD
2000	17	58	3.4	0	1	-2	-2.0	0
2001	93	421	4.5	1	10	59	5.9	0
2002	327	1,279	3.9	7	20	143	7.2	0
2003	317	1,280	4.0	4	18	271	15.1	1
Totals	754	3,038	4.0	12	49	471	9.6	1

ZACH LINE

Three-time All-Conference USA selection from 2010-12. Ranks second at SMU in career rushing yards (4,185) and his 1,494 yards in 2010 are the second-most in program history. Tied for the most rushing TDs all-time with Eric Dickerson (47). Ranked second in career attempts (778) and in career 100-yard games (20). Honorable Mention All-America in 2011.

Line's Stats

-----Rushing-----					-----Receiving-----			
Year	Att.	Yards	Avg.	TD	No.	Yards	Avg.	TD
2009	49	189	3.9	7	10	68	6.8	0
2010	244	1,494	6.1	10	17	163	9.6	0
2011	208	1,224	5.9	17	15	139	9.3	0
2012	277	1,278	4.6	13	33	229	6.9	0
Totals	778	4,185	5.4	47	75	599	8.0	0

ALVIN MAXSON

Three-time All-Southwest Conference first-team selection from 1971-73. Led the team in rushing for three consecutive seasons (1971-73). Ranks ninth among SMU's career rushing leaders with 2,734 yards. His 1,012 yards led the Southwest Conference in 1971. Played in the NFL with five teams from 1974-78.

Maxson's Stats

-----Rushing-----					-----Receiving-----			
Year	Att.	Yards	Avg.	TD	No.	Yards	Avg.	TD
1971	219	1,012	4.7	5	25	224	9.0	0
1972	224	1,005	4.5	12	8	68	7.6	1
1973	115	717	6.2	7	1	-6	-6.0	0
Totals	558	2,724	4.9	24	34	286	8.4	1

WAYNE MORRIS

A versatile performer who averaged 5.0 yards per carry and caught 163 passes in his SMU career. Ranks sixth among SMU's career rushing leaders with 3,044 yards. Led the team in rushing in 1975. Played in the NFL from 1976-84 with the St. Louis Cardinals and San Diego Chargers.

Morris' Stats

-----Rushing-----					-----Receiving-----			
Year	Att.	Yards	Avg.	TD	No.	Yards	Avg.	TD
1972	175	884	5.1	3	11	48	4.4	1
1973	111	616	5.6	4	0	0	0.0	0
1974	156	744	4.8	3	0	0	0.0	0
1975	163	800	4.9	4	6	115	19.2	2
Totals	605	3,044	5.0	14	17	163	9.6	3



RODNICK PHILLIPS

An All-Western Athletic Conference selection. Finished his career ranked 14th among SMU's career rushing leaders with 1,857 yards. Rushed for 1,115 yards in 1998 to break the 1,000-yard barrier in a season. Signed a free agent contract with the Seattle Seahawks in 2000.

Phillips' Stats

-----Rushing-----					-----KOR Yards-----			
Year	Att.	Yards	Avg.	TD	No.	Yards	Avg.	TD
1996	32	117	3.7	1	22	618	28.1	1
1997	28	122	4.4	0	10	207	20.7	0
1998	239	1,115	4.7	9	7	157	22.4	0
1999	150	503	3.4	3	10	238	23.8	0
Totals	449	1,857	4.1	13	49	1,220	23.8	1

KYLE ROTE

Outstanding all-around player who earned All-America recognition as a halfback in 1950. An All-SWC selection in 1949 and 1950. Fourteenth-leading rusher in school history (2,049). His 44.4-yard punting average in 1949 was the second-highest average in the nation and is the fifth-highest single-season average ever at SMU. First-round selection of the New York Giants in 1951. Inducted into National Football Foundation Hall of Fame in 1964.


Rote's Stats

-----Rushing-----				-----Receiving-----			-----Passing-----			
Year	Att.	Yards	TD	No.	Yards	TD	Att.	Comp.	Yards	INT
1948	116	510	4	19	215	3	0	0	0	0
1949	142	777	8	14	298	3	42	13	158	4
1950	152	762	12	25	221	1	66	27	490	9
Totals	410	2,049	24	58	734	7	108	40	648	13

-----Punting-----				-----Kickoff Returns-----				-----Scoring-----			
Year	No.	Yards	Avg.	No.	Yards	Avg.	TD	TD/RTD/Rec.	TD/Ret.	PAT	TP
1948	10	280	28.0	2	34	17.0	0	4	3	0	0-0
1949	22	978	44.4	6	207	34.5	1	8	3	1	2-3
1950	41	1,434	35.0	14	336	24.0	0	12	1	0	0-0
Totals	73	2,692	36.9	22	577	26.2	1	24	7	1	2-3



Kyle Rote was one of SMU's most decorated players and earned All-America accolades in 1950



Doak Walker is the lone Mustang to claim the Heisman Trophy, bringing the honor home to the Hilltop in 1948

DOAK WALKER


SMU's only Heisman Trophy winner, capturing the award in 1948. Three-time All-America selection from 1947-49. Only four-time All-SWC performer in school history. SMU career co-leader in points (288) and leader in punt return yards (750). Spent six seasons in the NFL with the Detroit Lions from 1950-55. Inducted into the Pro Football Hall of Fame in 1986. In his honor, the Doak Walker National Running Back Award, recognizing the nation's outstanding college running back, was established in 1990.

Walker's Stats

-----Rushing-----				-----Receiving-----			-----Passing-----				
Year	Att.	Yards	TD	No.	Yards	TD	Att.	Comp.	Yards	INT	TD
1945	68	289	5	2	32	0	65	38	387	4	1
1947	163	684	8	8	132	0	51	29	342	3	3
1948	108	532	8	15	278	2	46	26	304	6	5
1949	130	449	10	3	26	1	58	34	605	6	5
Totals	469	1,954	31	28	468	3	220	127	1,638	19	14

----Punt Returns----				---Kickoff Returns---			--Interception Returns--		
Year	No.	Yards	TD	No.	Yards	TD	No.	Yards	TD
1945	15	238	0	5	115	0	2	58	0
1947	20	256	1	10	379	2	4	12	0
1948	10	169	1	5	161	0	3	75	0
1949	5	87	0	6	101	0	2	11	0
Totals	50	750	2	26	756	2	11	156	0

-----Punting-----				-----Scoring-----					
Year	No.	Yards	Avg.	TD/Rush	TD/Rec.	TD/Ret.	PAT	FG	TP
1945	11	344	31.3	5	0	0	0-0	0-0	30
1947	11	377	34.3	8	0	3	18-22	1-1	87
1948	35	1,473	42.1	8	2	1	22-29	0-0	88
1949	23	960	41.7	10	1	0	17-22	0-0	83
Totals	80	3,154	39.4	31	3	4	57-73	1-1	288



Bobby Wilson led SMU to the national title in 1935

BOBBY WILSON

Two-time All-America and two-time All-Southwest Conference honoree. A versatile performer who was a member of SMU's National Championship team in 1935. Inducted into the National Football Foundation and Hall of Fame in 1973. Played professional football for one season with the Brooklyn Dodgers in 1936.

RECEIVERS / TIGHT ENDS

RAYMOND BERRY

All-SWC and Academic All-American in 1954. Played 13 seasons in the NFL with the Baltimore Colts. Played in three NFL championship games and five Pro Bowls. Held Colts records for receiving yards in a career (9,275), season (1,298) and game (224). Inducted into the Pro Football Hall of Fame in his first year of eligibility in 1973.

KYLEN GRANSON

Graduated as the program record holder for career receiving TDs by a tight end with 14 and ranked second in yards (1,257) and receptions (78). Was a two-time all-conference selection. Picked in the fourth round of the 2021 NFL Draft by the Indianapolis Colts.

Granson's Stats

Year	No.	Yards	Avg.	TD
2019	43	721	16.8	9
2020	35	536	15.3	5
Totals	78	1,257	16.1	14



Jerry LeVias was elected to the College Football Hall of Fame in 2003

JERRY LEVIAS

All-America selection in 1968 and three-time All-SWC performer from 1966-68. Is No. 3 on SMU's receiving yards in a game list (213). Ranks third in school history in career punt return yards with 710. Played with the Houston Oilers from 1969-70 and San Diego Chargers from 1971-74. Selected to the College Football Hall of Fame in 2003.

LeVias' Stats

-----Receiving-----				-----Punt Returns-----			-----Kickoff Returns-----		
Year	No.	Yards	TD	No.	Yards	TD	No.	Yards	TD
1966	18	420	7	17	222	1	15	393	1
1967	57	724	7	17	227	0	21	394	0
1968	80	1,131	8	24	261	1	17	293	0
Totals	155	2,275	22	58	710	2	53	1,080	1

RON MORRIS

All-Southwest Conference first-team honoree in 1986. Led SMU in receptions for three consecutive seasons (1983-85). Ranks eighth in receiving yards (2,410), 15th in receptions (147) and ninth in touchdown receptions (15) at SMU. His 16.4-yard reception average once ranked as the highest career average for any SMU receiver with over 100 catches. Played professionally with the Chicago Bears from 1987-92.

Morris' Stats

Year	No.	Yards	Avg.	TD
1983	41	688	16.8	2
1984	27	554	20.5	4
1985	31	411	13.3	2
1986	48	757	16.1	6
Totals	147	2,410	16.4	15

JAMES PROCHE

The FWAA second-team All-American led the nation with 111 receptions in 2019, registering 1,225 yards and 15 touchdowns, and ranked second nationally in receptions per game with 8.5. Proche set SMU career records for receiving TDs (39), career receptions (301) career receiving yards (3,949), career all-purpose yards (4,996), season receiving TDs and consecutive games with a receptions TD (12). He closed out his time on the Hilltop as the FBS active leader in receptions, receiving yards and receiving TDs. He was drafted by the Ravens in the sixth round of the 2020 NFL Draft.

Proches's Stats

Year	No.	Yards	Avg.	TD
2016	57	709	12.4	6
2017	40	816	20.4	6
2018	93	1,199	12.9	12
2019	111	1,225	11.0	15
Totals	301	3,949	13.1	39



James Proche led the nation in receptions in 2019 with 111, and finished his SMU career as the all-time leader in receptions with 301



Aldrick Robinson ended his career by catching TD passes in a school-record eight straight games

TREY QUINN

A Pro Football Focus First-Team All-American, first-team All-AAC selection and Biletnikoff and Earl Campbell Tyler Rose Award Semifinalist in 2017. Led the nation with 8.8 receptions per game and 114 receptions in 2017. Registered 1,236 yards (4th all-time at SMU) and 13 touchdowns (2nd at SMU). Ranked fourth nationally in receiving touchdowns, 21st in receiving yards and 10th in receiving yards per game. Quinn was selected by Washington in the 2018 NFL Draft.

Quinn's Stats

Year	No.	Yards	Avg.	TD
2017	114	1,236	10.8	13
Totals	114	1,236	10.8	13

ALDRICK ROBINSON

Caught a school-record 14 TDs and notched 1,301 receiving yards, second-most ever in a season at SMU, as a senior (2010). Ended his career by catching TD passes in a school-record eight straight games. The first player in SMU history to record two 1,000-yard seasons. Involved in two of the three longest pass plays in school history. Owns three of the top eight single-game yardage totals in school lore.

Robinson's Stats

Year	Rec.	Yards	Avg.	TD
2007	10	166	16.6	0
2008	59	1,047	17.7	11
2009	47	800	17.0	5
2010	65	1,301	20.0	14
Totals	181	3,314	18.3	30



Emmanuel Sanders was an Honorable Mention All-American following his senior season on the Hilltop



Courtland Sutton was an honorable mention All-America selection in 2017 and was a two-time All-AAC selection

EMMANUEL SANDERS

Named an Honorable Mention All-American by SI.com following his senior season. A first-team All-Conference USA performer in 2009. Ranks as SMU's all-time leader in career catches (285), TD catches (34) and yards (3,791) and single-season yardage (1,339). Is the co-leader in single-game (18) receptions and fourth all-time in single-season (98) receptions. Holds SMU records for career 100-yard-receiving games with 16 and season 100-yard games with six (2008). The only player in SMU history to record four 600-yard receiving seasons.

Sanders' Stats

Year	No.	Yards	Avg.	TD
2006	46	605	13.2	9
2007	74	886	12.0	9
2008	67	958	14.3	9
2009	98	1,339	13.7	7
Totals	285	3,791	13.3	34

COURTLAND SUTTON

An SB Nation Honorable Mention All-American, two-time All-AAC selection and three-time Biletnikoff Watch List honoree. Finished top-10 at SMU in career TDs (31, 2nd), career yards (3,220, 3rd) and career receptions (195, 6th). Tied the SMU single-game record for TDs with four. Finished his career in the top 15 among national active leaders in receiving TDs (3rd), receiving yards (6th), receiving yards per game (7th), yards per catch (8th), receptions per game (12th) and receptions (15th). Sutton was selected in the second round of the 2018 NFL Draft by the Denver Broncos.

Sutton's Stats

Year	No.	Yards	Avg.	TD
2014	2	27	13.5	0
2015	49	862	17.6	9
2016	76	1,246	16.4	10
2017	69	1,085	15.7	12
Totals	195	3,220	16.5	31

EMANUEL TOLBERT

Received All-America recognition in 1978. When he graduated, he was SMU's career leader in receiving yards with 2,784 (currently 6th) and held school records for touchdown receptions in a game (4), season (11) and career (25). Played 11 seasons in the CFL from 1980-90.

Tolbert's Stats

Year	No.	Yards	Avg.	TD
1976	17	371	21.8	4
1977	64	996	15.1	6
1978	62	1,041	16.2	11
1979	28	376	13.4	4
Totals	171	2,784	16.3	25



JASON WOLF

When he graduated, he was SMU's all-time leader in career receptions with 235. Set a then-NCAA freshman record when he caught 61 passes in 1989.

Wolf's Stats

Year	No.	Yards	Avg.	TD
1989	61	676	11.1	4
1990	55	462	8.4	6
1991	59	565	9.6	4
1992	60	529	8.8	3
Totals	235	2,232	9.5	17

OFFENSIVE LINEMEN

ANDREW CAMPBELL

Two-time first-team All-Southwest Conference selection as a guard in 1983 and 1984. Helped pave the way for SMU, averaging more than 250 yards on the ground in both his junior and senior seasons. Team won 20 of 24 games overall, as well as one bowl game, in the 1983 and 1984 seasons.

MAX CHRISTIAN

All-Southwest Conference first-team honoree at center for SMU in 1958. Honorable-mention All-America in 1959. Stood 6-3 and weighed just 218 pounds. Blocked for Don Meredith and Glynn Gregory during his career in which he also starred at linebacker. A team captain as a senior in 1961.

FORREST GREGG

Two-time All-SWC selection in 1954 and 1955. A two-way player at both offensive and defensive tackle from 1953-55. Played 15 seasons in the NFL and won two Super Bowl rings with the Green Bay Packers in 1967 and 1968, and one with the Dallas Cowboys in 1972. Selected to the Pro Football Hall of Fame in 1977. Coached the Cincinnati Bengals to Super Bowl XVI. Served as SMU's head football coach (1989-90) and athletic director (1990-94).

DICK HIGHTOWER

All-America selection at center in 1951. Two-time All-SWC selection in 1950 and 1951 while blocking for Kyle Rote. Rugged two-way performer who led the team in tackles as a linebacker in 1951.



Dick Hightower was an All-America center for SMU in 1951

RAY SCHOENKE

Selected to the All-SWC team and was honored as an Academic All-American in 1962. Spent two seasons with the Dallas Cowboys in 1963 and 1964 before playing 10 seasons with the Washington Redskins from 1966-75. Ran for Governor of Maryland in 1998.

HENRY SHEPPARD

First-team All-Southwest Conference selection at offensive tackle in 1974 and 1975. Second-team All-SWC honoree as a sophomore in 1973. Helped SMU average more than 260 yards per game on the ground in both his junior and senior seasons. Played professionally for the Cleveland Browns from 1976-81.

TRUMAN SPAIN

First-team All-America and All-Southwest Conference as a senior guard in 1935. Helped lead SMU to a 12-1 record and the national championship in 1935. Integral part of an offense which outscored its opponents 288-39 in 1935.

DEFENSIVE LINEMEN

HARVEY ARMSTRONG

Earned All-America honors at defensive tackle in 1981. Co-captain of 1981 SWC Championship squad that finished 10-1. Played for Philadelphia Eagles (1982-84) and Indianapolis Colts (1986-90).

JERRY BALL


After being recruited as a fullback, became three-time All-SWC selection at nose tackle from 1984-86. Third-round pick of the Detroit Lions in 1987 and started every game during his rookie season. Named to three Pro Bowl squads in six seasons with the Lions. Played for the Cleveland Browns in 1993 before signing with the Oakland Raiders in 1994. Played with the Minnesota Vikings from 1997-99.

MICHAEL CARTER

Won the silver medal in the shot put at the 1984 Summer Olympics. All-SWC defensive tackle in 1983. Fifth-round draft choice of the San Francisco 49ers in 1984. Three-time Pro Bowl selection at nose tackle. Anchored 49ers' defensive line for nine seasons (1984-92).



Michael Carter was an All-SWC performer at SMU before becoming a Pro Bowl defender for the San Francisco 49ers



Putt Choate amassed an amazing 649 tackles on the Hilltop

LUKE JOHNSON

A two-time All-Western Athletic Conference selection at defensive end. Recorded a school-record 23.5 career sacks from 1996-99, and recorded a single-season record 11.5 sacks in 1999.

LOUIE KELCHER

Earned All-America honors and was named the SWC Defensive Player of the Year in 1974. Two-time All-SWC selection (1972, 1974). Holds the school record for most tackles-for-loss in a season (22, 1974). Standout NFL defensive tackle with the San Diego Chargers (1975-83) and San Francisco 49ers (1984).

JOHN LAGRONE

Remarkable strength and determination allowed him to be selected an All-American and Academic All-American in 1966. Three-time All-SWC performer (1964-66). Played for the CFL's Edmonton Eskimos from 1967-74.

JUSTIN LAWLER

In four seasons on the Hilltop, Lawler played in 49 games finishing with 20.5 sacks, tied for second on SMU's all-time list, for 145 yards. Lawler registered 226 tackles, 39.5 for loss, and added six blocked kicks. He was drafted by the LA Rams in the 2018 NFL Draft and helped the Rams to a Super Bowl appearance in 2019.

LINEBACKERS

CHRIS BORDANO

Named the 1997 Western Athletic Conference Mountain Division Defensive Player of the Year. Earned All-WAC honors in 1996 and 1997 as well as All-Southwest Conference recognition in 1994. Ranks fifth among SMU's career tackles leaders with 421. Played professionally with the New Orleans Saints, Dallas Cowboys and Atlanta Falcons.

PUTT CHOATE

Two-time All-SWC choice in 1977 and 1978. The leading tackler in school history with 649 stops. Owns SMU's single-season record for most tackles with 253 in 1978. Recorded 31 tackles in a game against Texas A&M in 1976. Played professionally for the Denver Gold (USFL) in 1983, San Antonio Gunslingers (USFL) from 1984-85 and the Green Bay Packers in 1987.

Choate's Stats

Year	Unassisted Tackles	Assisted Tackles	Total Tackles
1975	28	32	60
1976	76	74	150
1977	68	118	186
1978	94	159	253
Totals	266	383	649



Gary Moten is the second-leading tackler in school history with 455 stops

BILL FORESTER

A fierce competitor who earned All-SWC recognition as a defensive tackle in 1951 and as a linebacker in 1952. Was also a strong performer on offense, having spent the entire 1950 season exclusively at fullback. Spent 11 seasons as a linebacker for the Green Bay Packers (1953-63).

JERRY GRIFFIN & BILLY BOB STEWART

Although great players in their own right, Griffin and Stewart formed SMU's most intimidating linebacker duo in school history. Griffin was a first-team All-Southwest Conference selection in 1966, while Stewart was a two-time All-SWC honoree in 1965 and 1966. In 1966, the duo helped lead SMU to an 8-3 record, the SWC title and a Cotton Bowl appearance. SMU's defense allowed just 14.6 points per game that season.

BILL KIELY

A three-time team captain. His 445 career tackles rank third all-time among SMU defenders. Led SMU in tackles in 1990 (144) and 1991 (125). Initially a walk-on who ended up a three-time team Defensive Most Valuable Player as selected by his coaches and teammates. Had at least 10 tackles 24 times in his prolific career.

GARY MOTEN

Won All-SWC honors in 1981 and 1982. Second-leading tackler in school history with 455 stops. Led the team in tackles for three consecutive seasons (1980-82). Played professionally with the San Francisco 49ers in 1983, then spent three seasons in the CFL with Winnipeg, Saskatchewan and Toronto (1985-87). Finished his career with the Kansas City Chiefs in 1987.

JASON SIMONTON

A two-time All-Western Athletic Conference selection at linebacker (1998 and 1999). Led SMU in tackles as a junior and senior with 100-plus each season. Kept six-year streak alive of an SMU linebacker recording 100 or more tackles in a season.

CRAIG SWANN

Earned All-Southwest Conference honors as a junior in 1995 and All-Western Athletic Conference recognition in 1996. Ended his career with 326 total tackles and 27 stops behind the line of scrimmage. His 167 tackles in 1995 led the SWC and ranks third among SMU's single-season leaders. His 102 solo tackles in 1996 set a single-season school record.



Russell Carter is SMU's career interception leader with 18 picks

DEFENSIVE BACKS

RUSSELL CARTER

Earned All-America honors in 1983. SMU's career interception leader with 18 picks. Three-time All-SWC cornerback (1981-83). First-round draft pick by the New York Jets in 1984. Spent four seasons with the Jets before playing two seasons with the Los Angeles Raiders (1988-89).

Carter's Stats

Year	INT	Yards	Avg.	TD
1980	0	0	0.0	0
1981	7	102	14.6	0
1982	4	68	17.0	0
1983	7	40	5.7	0
Totals	18	210	11.7	0

WES HOPKINS

Former walk-on who was a two-time All-SWC selection (1981-82). Led the SWC with six interceptions in 1982. Graduated as SMU's career leader in interception return yards (231). Tied the school single-game record with four thefts against Houston in 1981. Enjoyed an All-Pro NFL career with the Philadelphia Eagles from 1983-93.

ROD JONES

Made five career interceptions and 133 total tackles. One of the fastest players in school history, Jones was also a track standout for SMU in the 1980s. Member of the 1986 national champion track team at SMU. One of two players from SMU to be selected in the first round of the NFL Draft in 1986 (Reggie Dupard was the other). Played professionally nine years with the Tampa Bay Buccaneers (1986-90) and Cincinnati Bengals (1991-93, 1995) in the NFL.

ROBERT POPELKA

All-America selection in 1972. Team leader in interceptions in 1970 and 1971, grabbing four each season. Owns the school record with a career 19.8-yard average on 11 interception returns. Two-time All-SWC selection at safety (1971-72).

JOHN SIMMONS

Earned All-America and All-SWC honors in 1980. Ranks second in school history with 17 interceptions and three interceptions for touchdowns. Spent six seasons in the NFL as a cornerback with the Cincinnati Bengals (1981-83, 85-86), Green Bay Packers (1986) and Indianapolis Colts (1987).

Simmons' Stats

Year	INT	Yards	Avg.	TD
1977	2	34	17.0	1
1978	3	67	22.3	0
1979	5	58	11.6	0
1980	7	62	8.9	2
Totals	17	221	13.0	3

SPECIAL TEAMS

BRANDY BROWNLEE

Kicked the second-longest field goal in school history, a 57-yarder. Ranks second in career field goal accuracy with a percentage of .714. He is tied for 15th in school history with 170 points.

EDDIE GARCIA

An All-SWC placekicker in 1980. Is the co-leader in school history with 44 field goals made, and is fifth all-time with 262 points kicking. Set the school mark with 91 kicking points in 1981. Played two seasons with the Green Bay Packers in 1983 and 1984.

JESSIE HENDERSON

Set an NCAA career record for kickoff return yards (since broken), finishing with 2,945. Finished second in NCAA history for career kickoff returns with 122 attempts. Tied an SMU record with two career kickoff return touchdowns.

MARGUS HUNT

Set an NCAA career record for field goal blocks, totaling 10 in his career. Had seven career PAT blocks. Finished second all-time in combined blocked kicks with 17. First-team All-Conference USA in 2012. Drafted 53rd overall by the Cincinnati Bengals in the 2013 NFL Draft.

JERRY NORTON

First-team All-Southwest Conference selection in 1952. Led the Southwest Conference and ranked fourth in the country in punting average in 1951 and 1952. Career average of 41.8 ranks sixth among SMU career leaders in that category. Also led the Mustangs in rushing and passing as a junior in 1952. Played for five professional teams from 1954-64.

JOHN STEWART

A former walk-on who earned All-America and All-SWC honors in 1993. Kicked the third-longest field goal in school history (55 yards, 1993).

DANNY THOMAS

Led the Southwest Conference and ranked among the nation's top 10 punters for three consecutive seasons from 1962-64. Led the country with a 44.0 yard average in 1963. His 42.1 yard career punting average ranks fifth among SMU's all-time leaders. Also served as SMU's quarterback and led the team in passing in 1963 and 1964, when he had 17 touchdown passes and just four interceptions.



Margus Hunt set an NCAA career record for blocked field goals and was a ALL-C-USA selection



SMU HONORS

HEISMAN TROPHY

1948 Doak Walker, back

MAXWELL AWARD

1947 Doak Walker, back

ACADEMIC ALL-AMERICANS

1952	David Powell, end
1953	Darrell Lafitte, guard
1954	Raymond Berry, end
1955	David Hawk, guard
1957	Tom Koenig, guard
1958	Tom Koenig, guard
1960	Jerry Mays, tackle
1962	Ray Schoenke, tackle
1966	Lynn Thornhill, guard
	John LaGrone, guard
1968	Jerry LeVias, end
1972	Cleve Whitener, linebacker
1981	Gordon McAdams, center
1983	Brian O'Meara, tackle
1984	Monte Goen, linebacker
1985	David Adamson, flanker
1986	David Adamson, flanker
	Doug Rice, tackle
1989	Mitchell Gieber, receiver (CoSIDA)
1991	Cary Brabham, defensive back (CFA)
1992	Cary Brabham, defensive back (CFA & CoSIDA)
	Jason Wolf, receiver (CFA)
2017	Will Hopkins, offensive line (CoSIDA)
	Josh Williams, kicker (CoSIDA)
2020	Tyler Page, wide receiver (CoSIDA)

HAMPSHIRE HONOR SOCIETY

2007	Duke Hasson
2008	Benjamin Poynter
2009	Thomas Morstead
	Tommy Poynter
2010	Mitch Enright
	Chase Kennemer
2011	Pete Fleps
2012	Kelvin Beachum
2013	Cameron Rogers
	Mark Voosen
2014	Randall Joyner
	Ryan Walker
2015	Hayden Greenbauer
	Stephen Nelson
	Stephon Sanders
2016	Andy McCleneghen
2017	Deon Green
	Sean Tuohy Jr.
2018	Evan Brown
	Will Hopkins
2019	J.R. Griffin
	Larry Hughes
	Cole Sterns
	Garrett Stotts
2020	Patrick Nelson
	CJ Sanders
2021	Shane Buechele
	Richard McBryde
	Tyler Page
	Brandon Stephens

PLAYBOY ANSON MOUNT SCHOLAR/ATHLETE AWARD

2009 Mitch Enright, center

COLLEGE FOOTBALL HALL OF FAME

Year Inducted	Honoree
1954	Ray Morrison, coach, 1915-16, 1922-34
1955	Matty Bell, coach, 1935-41, 1945-49
1959	Doak Walker, back, 1945, 1947-49
1964	Kyle Rote, back, 1948-50
1969	Gerald Mann, quarterback, 1926-27
1973	Bobby Wilson, halfback, 1933-35
1982	Don Meredith, quarterback, 1957-59
2003	Jerry LeVias, wide receiver, 1966-68
2003	Hayden Fry, coach, 1962-72
2020	Eric Dickerson, back, 1979-82

PRO FOOTBALL HALL OF FAME

Year Inducted	Honoree
1972	Lamar Hunt
1973	Raymond Berry
1977	Forrest Gregg
1986	Doak Walker
1999	Eric Dickerson

SBC COTTON BOWL HALL OF FAME

Year Inducted	Honoree
1998	Doak Walker, back, 1945, 1947-49*
2003	Kyle Rote, back, 1948-50
2016	Eric Dickerson, back, 1979-82

* - Walker was in the initial class of seven inductees

COLLEGE FOOTBALL HALL OF FAME SCHOLAR-ATHLETES


Year Inducted	Honoree
1960	Jerry Mays, tackle
1983	Brian O'Meara, tackle
1984	Monte Goen, linebacker
1985	David Adamson, flanker
1986	Doug Rice, tackle
1989	Mitchell Gieber, receiver

GTE ACADEMIC ALL-AMERICA HALL OF FAME

Year Inducted	Honoree
1989	Lester Jordan (Honorary)
1993	Raymond Berry

SPORTS ILLUSTRATED SILVER ANNIVERSARY ALL-AMERICA HONOREES

Year Inducted	Honoree
1956	Dr. Willis Tate, President, SMU
1960	Harry A. Shuford, Senior Vice President, First National Bank
1963	Dr. Charles C. Sprague, Dean, UT Southwestern Medical School



Don Meredith was inducted into the College Football Hall of Fame in 1982



ALL-CONFERENCE SELECTIONS

ALL-SOUTHWEST CONFERENCE FIRST TEAM

1922	Gene Bedford, end
1923	Logan Stollenwerck, back
	Buddy King, center
	Johnny Mac Brooks, guard
	Smack Reisor, back
	Jimmie Stewart, end
	Logan Stollenwerck, back
1924	Gene Bedford, end
	Buddy King, center
	Smack Reisor, back
1925	Ox Key, end
1926	Gerald Mann, back
1927	Redman Hume, back
	Gerald Mann, back
	John Roach, tackle
1928	Ross Love, back
	Choc Sanders, guard
1929	Marion Hammon, tackle
	Weldon Mason, back
	Choc Sanders, guard
1930	Louie Long, end
1931	Al Delcambre, center
	Marion Hammon, tackle
	Weldon Mason, back
	Al Neely, guard
	Willis Tate, tackle
1933	Bobby Wilson, back
1934	Harry Shuford, back
	J.C. Wetsel, guard
1935	Maurice Orr, tackle
	Harry Shuford, back
	Truman Spain, tackle
	J.C. Wetsel, guard
	Bobby Wilson, back
1936	Paschal Scottino, guard
1937	Charles Sprague, tackle
1938	Billy Dewell, end
1939	Jack Sanders, tackle
1940	Preston Johnson, back
1941	Preston Johnson, back
1942	Kelly Simpson, end
1945	Tom Dean, tackle
	Doak Walker, back
	Eugene Wilson, end
1946	Jim Sid Wright, guard
1947	Earl Cook, guard
	Sid Halliday, end
	John Hamberger, tackle
	Doak Walker, back
1948	Doak Walker, back
1949	Kyle Rote, back
	Doak Walker, back
1950	Kyle Rote, back
	Dick Hightower, center
1951	Bill Forester, tackle
	Herschel Forester, guard
	Dick Hightower, center
1952	Bill Forester, tackle/linebacker
	Jerry Norton, back
	Val Joe Walker, back
1954	Raymond Berry, end
	Frank Eidom, back
	Forrest Gregg, tackle
1955	Forrest Gregg, tackle
1956	Tommy Gentry, defensive end/guard
1957	Tom Koenig, guard
1958	Max Christian, center
	Tom Koenig, guard
	Don Meredith, quarterback
1959	Don Meredith, quarterback
1960	Jerry Mays, defensive tackle
1962	Ray Schoenke, offensive tackle
1963	Martin Cude, defensive lineman
	John Hughes, defensive lineman

1964	John LaGrone, defensive lineman
1965	Doug January, defensive end
	John LaGrone, defensive lineman
	Billy Bob Stewart, linebacker
1966	Jerry Griffin, linebacker
	John LaGrone, defensive lineman
	Jerry LeVias, wide receiver
	Ron Medlen, defensive tackle
	Billy Bob Stewart, linebacker
	Lynn Thornhill, guard
	Mac White, back
1967	Jerry LeVias, wide receiver
1968	Jerry LeVias, wide receiver
	Jim Livingston, defensive back
	Terry May, offensive tackle
	Mike Richardson, running back
1969	Pat Curry, cornerback
	Gary Hammond, flanker
	Chuck Hixson, quarterback
1970	Gary Hammond, running back
	Bill Jackson, offensive tackle
	Joe Stutts, linebacker
1971	Alvin Maxson, running back
	Robert Popelka, safety
1972	Kenny Harrison, split end
	Louie Kelcher, defensive tackle
	Alvin Maxson, running back
	Robert Popelka, safety
1973	Alvin Maxson, running back
1974	Louie Kelcher, defensive tackle
	Oscar Roan, tight end
	Henry Sheppard, offensive tackle
	Guy Thomas, guard
1975	Henry Sheppard, offensive tackle
1977	Putt Choate, linebacker
	Emanuel Tolbert, wide receiver
1978	Putt Choate, linebacker
	Mike Ford, quarterback
	Elton Garrett, tight end
	David Hill, cornerback
	D.K. Perry, safety
	Emanuel Tolbert, wide receiver
1980	Harvey Armstrong, defensive tackle
	Eddie Garcia, kicker
	Craig James, running back
	Lance Pederson, center
	John Simmons, cornerback
	Lee Spivey, offensive tackle

1981	Harvey Armstrong, defensive tackle
	Russell Carter, cornerback
	Eric Dickerson, running back
	Eric Ferguson, linebacker
	Perry Hartnett, guard
	Wes Hopkins, defensive back
	Craig James, running back
	Gordon McAdams, center
	Lance McIlhenny, quarterback
	James Mobely, safety
	Gary Moten, linebacker
1982	Joe Beard, guard
	Russell Carter, cornerback
	Eric Dickerson, running back
	Wes Hopkins, defensive back
	Craig James, running back
	Lance McIlhenny, quarterback
	Gary Moten, linebacker
	Blane Smith, safety
1983	Anthony Beverley, linebacker
	Ricky Bolden, tight end
	Andrew Campbell, offensive tackle
	Michael Carter, defensive tackle
	Russell Carter, cornerback
	Reggie Dupard, running back
	Chris Jackson, center
	Lance McIlhenny, quarterback
	Fred Nichols, safety
	Brian O'Meara, offensive tackle
1984	Jerry Ball, nose tackle
	Anthony Beverley, linebacker
	Andrew Campbell, guard
	Reggie Dupard, running back
	Dale Hellestrae, offensive tackle
	Chris Jackson, center
	Don King, quarterback
1985	Jerry Ball, nose tackle
	Reggie Dupard, running back
1986	Jerry Ball, nose tackle
	Ron Morris, wide receiver
1992	Chad Patton, defensive end
1993	John Stewart, kicker
1994	Chris Bordano, linebacker
	Mick Rossley, wide receiver
1995	Craig Swann, linebacker



TOM KOENIG



ALL-WESTERN ATHLETIC CONFERENCE

1996	Chris Bordano, linebacker	First Team
	Jay Harvey, defensive back	First Team
	Craig Swann, linebacker	First Team
	Keith Chiles, offensive line	Second Team
	Donte Womack, running back	Second Team
1997	Chris Bordano, linebacker	First Team
	Luke Johnson, defensive line	First Team
	Kelsey Adams, running back	Second Team
	Jacoby Rhinehart, defensive back	Second Team
	Roy Rios, kicker	Second Team
1998	Rodnick Phillips, running back	First Team
	Jacoby Rhinehart, defensive back	First Team
	Jason Simonton, linebacker	First Team
1999	Luke Johnson, defensive end	First Team
	Jason Simonton, linebacker	First Team
	Tracy Hart, defensive back	First Team
	Chris Cunningham, special teams	First Team
	Austin Adami, offensive line	Second Team
2000	Kris Briggs, running back	Second Team
	Chase Schavda, defensive line	Second Team
	Vic Vilorio, linebacker	Second Team
	Kevin Garrett, defensive back	Second Team
	John Hampton, tight end	Honorable Mention
	Jeff Erxleben, offensive line	Honorable Mention
	James McCarthy, offensive line	Honorable Mention
	Kevin Aldridge, defensive line	Honorable Mention
	Warrie Birdwell, defensive line	Honorable Mention
	Colin Vadheim, punter	Honorable Mention
2001	Kevin Aldridge, defensive line	First Team
	Vic Vilorio, linebacker	First Team
	Jonas Rutledge, defensive back	First Team
	James McCarthy, offensive line	Honorable Mention
	Shane O'Neill, defensive back	Honorable Mention
	Joey Slaten, offensive line	Honorable Mention
	Kevin Garrett, defensive back	Honorable Mention
	ShanDerrick Charles, running back	Honorable Mention
2002	Cody Cardwell, punt returner	First Team
	Vic Vilorio, linebacker	First Team
	Keylon Kincade, running back	Second Team
	John Hampton, tight end	Honorable Mention
	Steve Reindl, offensive line	Honorable Mention
2003	Keylon Kincade, running back	Second Team
	Allan Adami, defensive line	Second Team



KELVIN BEACHUM

ALL-CONFERENCE USA

2005	Justin Rogers, defensive line	Second Team
	Joe Sturdivant, defensive back	Second Team
	Bobby Chase, wide receiver	Third Team
	Jamey Harper, defensive back	Third Team
	Adrian Haywood, defensive line	Third Team
	Jesse Henderson, kick returner	Third Team
	Rolando Humphrey, defensive back	Third Team
2006	Adrian Haywood, defensive line	First Team
	Justin Rogers, defensive line	First Team
	Joe Sturdivant, defensive back	First Team
	Ben Poynter, offensive line	Second Team
	Reggie Carrington, linebacker	Second Team
	Cory Muse, defensive line	Second Team
	Jesse Henderson, kick returner	Second Team
	Ryan Kennedy, tight end	Third Team
	Thomas Morstead, punter	Third Team
	Emmanuel Sanders, wide receiver	Third Team
2007	Thomas Morstead, punter	First Team
	Jesse Henderson, kick returner	Honorable Mention
	Caleb Peveto, offensive line	Honorable Mention
	Emmanuel Sanders, wide receiver	Honorable Mention
	Zack Sledge, wide receiver	Honorable Mention
	Justin Willis, quarterback	Honorable Mention
2008	Emmanuel Sanders, wide receiver	Second Team
	Thomas Morstead, punter	Honorable Mention
	Aldrick Robinson, wide receiver	Honorable Mention
2009	Emmanuel Sanders, wide receiver	First Team
	Emmanuel Sanders, punt returner	First Team
	Chase Kennemer, linebacker	First Team
	Kelvin Beachum, offensive line	Second Team
	Shawnbrey McNeal, running back	Honorable Mention
	J.T. Brooks, offensive line	Honorable Mention
	Josh LeRibeus, offensive line	Honorable Mention
	Marquis Frazier, defensive line	Honorable Mention
	Margus Hunt, defensive line	Honorable Mention
	Taylor Thompson, defensive line	Honorable Mention
	Youri Yenga, linebacker	Honorable Mention
	Pete Fleps, linebacker	Honorable Mention
	Rock Dennis, defensive back	Honorable Mention
	Bryan McCann, defensive back	Honorable Mention
	Bryan McCann, kick returner	Honorable Mention
2010	Kelvin Beachum, offensive line	First Team
	Ja'Gared Davis, linebacker	First Team
	Zach Line, running back	First Team
	Aldrick Robinson, wide receiver	First Team
	Taylor Thompson, defensive line	First Team
	Chris Benjo, defensive back	Second Team
	Cole Beasley, wide receiver	Second Team
	Youri Yenga, linebacker	Second Team
	Richard Crawford, defensive back	Honorable Mention
	J.T. Brooks, offensive line	Honorable Mention
	Kyle Padron, quarterback	Honorable Mention
	Blake McLunkin, offensive line	Honorable Mention
	Margus Hunt, defensive line	Honorable Mention
	Pete Fleps, linebacker	Honorable Mention
	Taylor Reed, linebacker	Honorable Mention
2011	Zach Line, running back	First Team
	Kelvin Beachum, offensive line	First Team
	Cole Beasley, wide receiver	First Team
	Darius Johnson, wide receiver	First Team
	Taylor Thompson, defensive line	First Team
	Richard Crawford, defensive back	First Team
	Ja'Gared Davis, linebacker	Second Team
	Taylor Reed, linebacker	Second Team
	Marquis Frazier, defensive line	Second Team
	Bryce Tension, offensive line	Honorable Mention
	Kelly Turner, offensive line	Honorable Mention
	Margus Hunt, defensive line	Honorable Mention
	Torian Pittman, defensive line	Honorable Mention
	Chris Banjo, defensive back	Honorable Mention
2012	Zach Line, running back	First Team
	Margus Hunt, defensive line	First Team
	Ja'Gared Davis, linebacker	First Team
	Bryan Collins, offensive line	Second Team
	Darius Johnson, wide receiver	Second Team
	Kenneth Acker, cornerback	Second Team
	Taylor Reed, linebacker	Second Team
	Jordan Free, offensive line	Honorable Mention
	Jeremy Johnson, wide receiver	Honorable Mention
	Torian Pittman, defensive line	Honorable Mention
	Shakiel Randolph, defensive back	Honorable Mention



CHRIS BORDANO

ALL-AMERICAN ATHLETIC CONFERENCE

2013	Jeremy Johnson, wide receiver	Second Team
	Kenneth Acker, cornerback	Second Team
2014	Deion Sanders, Jr., kick returner	First Team
2016	Justin Lawler, defensive line	First Team
	Darrion Millines, defensive back	First Team
	Horace Richardson, defensive back	First Team
	Courtland Sutton, wide receiver	First Team
2017	Justin Lawler, defense end	First Team
	Trey Quinn, wide receiver	First Team
	Courtland Sutton, wide receiver	First Team
	Evan Brown, center	Honorable Mention
	Jordan Wyatt, defensive back	Honorable Mention
2018	James Proche, wide receiver	First Team
	Richard Moore, linebacker	Honorable Mention
2019	Shane Buechele, quarterback	First Team
	Xavier Jones, running back	First Team
	Patrick Nelson, linebacker	First Team
	James Proche, wide receiver	First Team
	Rodney Clemons, safety	Second Team
	Kylen Granson, tight end	Second Team
	CJ Sanders, return specialist	Second Team
	Delontae Scott, defensive line	Second Team
	Jaylon Thomas, offensive line	Second Team
2020	Ulysses Bentley IV, running back	First Team
	Kylen Granson, tight end	First Team
	Chris Naggar, kicker	First Team
	Hayden Howerton, offensive line	Second Team
	Jaylon Thomas, offensive line	Second Team
	Richard McBryde, linebacker	Honorable Mention

THREE-TIME FIRST TEAM ALL-CONFERENCE SELECTIONS

Player, Position	Years
Doak Walker, back (four times)	1945, 1947-49
John LaGrone, guard	1964-66
Jerry LeVias, wide receiver	1966-68
Alvin Maxson, running back	1971-73
Craig James, running back	1980-82
Lance McIlhenny, quarterback	1981-83
Russell Carter, cornerback	1981-83
Reggie Dupard, running back	1983-85
Jerry Ball, nose tackle	1984-86
Chris Bordano, linebacker	1994, 1996-97
Zach Line, running back	2010-12



ALL-STAR APPEARANCES

ALL-AMERICA BOWL

1975 Guy Thomas, offensive guard

BLUE-GRAY CLASSIC

1940 Preston Johnson, back
Roland Goss, end

1944 Howard Maley, back
Tom Dean, lineman
Eugene Wilson, lineman

1949 John Champion, back
1950 Fred Benners, quarterback
Ben White, end
Herschel Forester, lineman

1955 Don Goss, lineman
John Marshall, back
Hal O'Brien, back

1956 Lon Slaughter, back
1963 Danny Thomas, back
1969 Joe Stutts, linebacker
1971 Rusty McDearman, end
1972 Leonard Carey, linebacker
Don Deweber, tackle

1974 Louie Kelcher, middle guard
Mike Smith, center

1975 Henry Sheppard, offensive tackle
Wayne Morris, halfback

1978 Putt Choate, linebacker
Joe Bays, offensive guard
David Hill, cornerback
Ron Meyer, coach

1981 Eddie Garcia, kicker
1986 Jerry Ball, defensive tackle
Terence Mann, defensive tackle
Cary Brabham, defensive back
1994 Mick Rossley, receiver
Vernon Edwards, defensive tackle

1995 Cornell Parker, cornerback
1996 Brannon Kidd, right tackle
Kevin Thornal, wide receiver

1998 Kelsey Adams, running back
Greg Briner, assistant coach
Mike Cavan, coach
Donald Mitchell, cornerback
Jeremy Morgan, offensive tackle

1999 Austin Adami, center
2003 Keylon Kincade, running back

CHICAGO TRIBUNE COLLEGE ALL-STAR GAME

1934 Ray Fuqua, end
1935 Truman Spain, tackle
Bobby Wilson, halfback

1940 Ray Mallouf, halfback

1943 Abe Croft, end
1947 Sid Halliday, end

1948 John Hamberger, tackle
1949 Doak Walker, back
1950 Kyle Rote, halfback

1951 Herschel Forester, linebacker
1952 Bill Forester, guard
Val Joe Walker, halfback

1953 Jerry Clem, guard
Jerry Norton, halfback

1954 Ed Bernet, end
Frank Eidom, halfback

1955 Don Gross, tackle
Forrest Gregg, tackle
Don McIlhenny, halfback

1958 Dave Sherer, end
1959 Don Meredith, quarterback
1960 Glynn Gregory, halfback
1968 Jerry LeVias, wide receiver

COACHES ALL-AMERICA GAME

1960 Glynn Gregory, back
1961 Max Christian, linebacker
1968 Jerry LeVias, wide receiver
1970 Chuck Hixson, quarterback
1971 Gary Hammond, quarterback
1974 Oscar Roan, tight end

EAST-WEST SHRINE GAME

1926 Gerald Mann, quarterback
1930 Louis Long, end
1931 Weldon Mason, back
1934 Clyde Carter, tackle
Ray Fuqua, end

1936 Paschal Scottino, guard
1939 Jack Sanders, guard
1943 Abe Croft, end
Preston Johnson, back

1945 Doak Walker, back
1946 Gene Wilson, end
Jim Sid Wright, guard
Jack Halliday, guard
Dick McKissack, back

1950 Kyle Rote, back
1951 Dick Hightower, center
1952 Bill Forester, tackle
Val Joe Walker, back

1953 Jerry Norton, back
1954 Raymond Berry, end
Frank Eidom, back

1955 Forrest Gregg, tackle
John Roach, quarterback
Tom Gentry, end
Smith Keller, guard

1957 Jerry Cornelison, tackle
Willard Dewveall, end

1958 Charles Jackson, back
Dave Sherer, end
Lee Yokum, tackle

1959 Henry Christopher, end
Glynn Gregory, back
Robert Lovelace, guard
Don Meredith, quarterback
Jerry Mays, tackle

1960 Max Christian, center
Guy Reese, guard

1961 Ray Schoenke, tackle
1970 Chuck Hixson, quarterback
Ken Fleming, end
Bill Hart, center

1971 Gary Hammond, back
Sherwood Blount, linebacker
Pat Curry, defensive back

1974 Louie Kelcher, middle guard
Oscar Roan, tight end

1975 Henry Sheppard, offensive tackle
Kenny Harrison, split end

1980 John Simmons, defensive back
Lance Pederson, center

1981 James Mobley, defensive back
1983 Mitch Willis, defensive line
1984 Dale Hellestrae, offensive tackle
Chris Jackson, center

1985 Mike Edison, center
1986 Ron Morris, flanker
1999 Rodnick Phillips, running back

2008 Thomas Morstead, punter
2009 Emmanuel Sanders, wide receiver
2010 Aldrick Robinson, wide receiver
2012 Josh LeRibeus, offensive line
2012 Zach Line, running back
2017 Justin Lawler, defense end
2018 Jordan Wyatt, cornerback
2019 Rodney Clemons, safety
Patrick Nelson, linebacker
James Proche, wide receiver

2020 Shane Buechele, quarterback
Kylan Granson, tight end



Keylon Kincade spent three seasons with the Dallas Cowboys after a solid game at the Blue-Gray Classic



FLORIDA GRIDIRON CLASSIC

2003 Jonas Rutledge, defensive back

HULA BOWL

1949	Doak Walker, back
1950	Kyle Rote, back
1955	Forrest Gregg, tackle
1958	Tom Koenig, guard
1959	Don Meredith, quarterback
	Henry Christopher, end
1960	Jerry Mays, tackle
	Glynn Gregory, back
1962	Ray Schoenke, tackle
1966	John LaGrone, guard
1970	Chuck Hixson, quarterback
	Ken Fleming, end
1971	Gary Hammond, back
1972	Robert Popelka, safety
1974	Oscar Roan, tight end
	Louie Kelcher, middle guard
1975	Kenny Harrison, split end
1977	Arthur Whittington, tailback
1978	D.K. Perry, safety
1981	Harvey Armstrong, defensive tackle
	Perry Hartnett, offensive tackle
	Ron Meyer, coach
1982	Eric Dickerson, tailback
	Wes Hopkins, safety
1983	Russell Carter, safety
1984	Andrew Campbell, center
	Tom Linebarger, defensive tackle
1985	Reggie Dupard, tailback
1996	Brannon Kidd, right tackle
2005	Ryan Mentzel, punter
2019	Rodney Clemons, safety
	Pono Davis, defensive tackle
	James Proche, wide receiver
2020	Shane Buechele, quarterback
	Chris Naggar, kicker

JAPAN BOWL

1977	Arthur Whittington, tailback
1978	D.K. Perry, safety
1979	Emanuel Tolbert, wingback
1980	John Simmons, defensive back
	Byron Hunt, defensive end
	Cash Birdwell, trainer
	Ron Meyer, coach
1981	Harvey Armstrong, defensive tackle
	Cash Birdwell, trainer
1982	Eric Dickerson, tailback
	Richard Neely, offensive tackle
	Joe Beard, offensive guard
	Gary Moten, linebacker
	Cash Birdwell, trainer
1983	Mitch Willis, defensive tackle
1984	Dale Hellestrae, offensive tackle
	Tom Linebarger, defensive tackle
	Andrew Campbell, center
	Cash Birdwell, trainer
1985	Keith Brooks, safety
	Roy Dunn, offensive guard
	Cash Birdwell, trainer
1986	Craig Kennington, tackle
	Cash Birdwell, trainer
1987	Cash Birdwell, trainer
1988	Cash Birdwell, trainer
1989	Cash Birdwell, trainer
1990	Cash Birdwell, trainer
	Forrest Gregg, coach
1991	Cash Birdwell, trainer
1992	Cary Brabham, defensive back
	Cash Birdwell, trainer

LAS VEGAS ALL-AMERICAN CLASSIC

2003 Jonas Rutledge, defensive back



Jonas Rutledge represented SMU at the Florida Gridiron Classic and the Las Vegas All-American Classic after the 2003 season



Mustang cornerback Jacoby Rhinehart was the South Defensive MVP in the 1999 Senior Bowl

NFLPA COLLEGIATE BOWL

2014	Stephon Sanders, linebacker
2016	Darrion Millines, defensive back
2019	Delontae Scott, defensive end
2020	Chris Naggar, kicker
	Brandon Stephens, defensive back

OLYMPIA-GOLD GAME

1981 Perry Hartnett, offensive tackle

SENIOR BOWL

1949	Jack Halliday, guard
	Dick McKissack, back
	Doak Walker, back
1950	John Champion, back
	Kyle Rote, back
1951	Fred Benners, quarterback
	Dick Hightower, center
1952	Bill Forester, tackle
1954	Frank Eidom, back
1955	Don Goss, tackle
	Don McIlhenny, back
1956	Bill Livingstone, center
1967	Jim Hagle, back
1968	Jerry LeVias, end
1981	Eddie Garcia, kicker
1984	Forrest Gregg, Jr., center
1985	Rod Jones, cornerback
1986	Ron Morris, flanker
	Jerry Ball, defensive tackle
1992	Marcello Simmons, defensive back
1997	Chris Bordano, linebacker
1998	Jacoby Rhinehart, cornerback
	Donald Mitchell, cornerback
2002	Kevin Garrett, cornerback
2008	Thomas Morstead, punter
2012	Margus Hunt, defensive end
2020	Kylen Granson, tight end

TEXAS VS. THE NATION ALL-STAR GAME

2006	Ryan Kennedy, tight end
	Justin Rogers, defensive end
	Joe Sturdivant, safety
2007	Ben Poynter, offensive line

Note: Year indicates season in which player was chosen.



MUSTANGS IN THE PROS

SMU has had numerous players continue their careers in the professional leagues. Listed below are the former SMU players who have played in the National Football League, American Football League, Canadian Football League, NFL Europe, Arena League, U.S. Football League, World Football League and Alliance of American Football prior to the 2021 season. The list includes only those who completed their college careers at SMU.

Kenneth Acker, DB - San Francisco 49ers, 2014-15; Kansas City Chiefs, 2016-17; Jacksonville Jaguars, 2018

Kevin Aldridge, DE - Tennessee Titans, 2002; Barcelona Dragons, 2003; Dallas Desperados, 2004

Dwayne Anderson, LB - Tampa Bay Bandits, 1984; St. Louis Cardinals, 1987

Ron Anderson, CB - Denver Broncos, 1985; Chicago Bears 1985

Harvey Armstrong, DT - Philadelphia Eagles, 1982-84; Indianapolis Colts, 1986-90

Jerry Ball, DT - Detroit Lions, 1987-92; Cleveland Browns, 1993; Los Angeles Raiders, 1994; Oakland Raiders, 1995-96; Minnesota Vikings, 1997-99; Cleveland Browns, 1999

Chris Banjo, S - Green Bay Packers, 2013-16; New Orleans Saints, 2016-19; Arizona Cardinals, 2020

Robert Barnes, OL - Chicago Blitz, 1983

Lloyd Baxter, C - Green Bay Packers, 1948

Kelvin Beachum, T - Pittsburgh Steelers, 2012-15; Jacksonville Jaguars, 2016; New York Jets 2017-19; Arizona Cardinals, 2020

Cole Beasley, WR - Dallas Cowboys, 2012-18; Buffalo Bills, 2019-20

Gene Bedford, E - Rochester Jeffersons, 1925; Hammond Pros, 1926

Fred Benners, QB - New York Giants, 1952

Ed Bernet, E - Pittsburgh Steelers, 1955; Dallas Texans, 1960

Raymond Berry, E - Baltimore Colts, 1955-67

Rory Best, TE - Shreveport Steamers (WFL), 1975

Rickey Bolden, T - Cleveland Browns, 1984-89

Clarence Booth, T - Chicago Cardinals, 1943; Chicago-Pittsburgh, 1944

Chris Bordano, LB - New Orleans Saints, 1998-99; Atlanta Falcons 2000

Cary Brabham, DB - Los Angeles Raiders, 1994; Carolina Panthers, 1995



COLE BEASLEY

Maurice Bray, T - Pittsburgh Pirates, 1935-36

Kris Briggs, RB - Green Bay Packers, 2004; Cleveland Browns, 2004; Atlanta Falcons, 2004; Denver Broncos, 2004-05

T.D. Briggs, LB - New Orleans Saints, 1986

Evan Brown, C - New York Giants, 2018; Miami Dolphins, 2019; Cleveland Browns, 2020; Detroit Lions, 2020

John Burleson, G - Pittsburgh Pirates, 1933; Cincinnati Reds, 1933; Portsmouth Spartans, 1933

Michael Carter, NT - San Francisco 49ers, 1985-92

Russell Carter, CB - New York Jets, 1984-87; Los Angeles Raiders, 1988-89

Putt Choate, LB - Denver Gold, 1983; San Antonio Gunslingers, 1984-85; Green Bay Packers, 1987

Johnny Clement, HB - Chicago Cardinals, 1941; Pittsburgh Steelers, 1946-48; Chicago Hornets, 1949

Rodney Clemons, S - Kansas City Chiefs, 2020

Bob Collier, T - Los Angeles Rams, 1951

Jerry Cornelison, OT - Saskatchewan Roughriders, 1958; Dallas Texans, 1960-62; Kansas City Chiefs, 1964-65

Chris Cortemeglia, HB - Frankford Yellowjackets, 1927

Richard Crawford, DB - Washington Redskins, 2012-14; San Diego Chargers, 2014-15

Abe Croft, E - Chicago Bears, 1944-45

Chris Cunningham, WR - Toronto Argonauts, 2004

Ja'Gared Davis, LB - New England Patriots, 2013-14; Washington Redskins 2014; Kansas City Chiefs 2015; Calgary Stampeders (CFL), 2016-18; Hamilton Tiger-Cats (CFL), 2019

Tom Dean, T - Boston Yanks, 1946-47

Gabe De La Garza, LB - Ottawa Rough Riders, 1988

Bill Dewell, E - Chicago Cardinals, 1940-41, 1945-49

Willard Dewveall, E - Winnipeg Blue Bombers, 1958; Chicago Bears, 1959-60; Houston Oilers, 1961-64

Anthony Dickerson, LB - Calgary Stampeders, 1978; Toronto Argonauts, 1978; Dallas Cowboys, 1980-84; Buffalo Bills, 1985

Eric Dickerson, RB - Los Angeles Rams, 1983-87; Indianapolis Colts, 1987-91; Los Angeles Raiders, 1992; Atlanta Falcons, 1993

Cornelius Dozier, DE - Kansas City Chiefs, 1987; Ottawa Rough Riders, 1987

Brian Duncan, FB - Jacksonville Express (WFL), 1975; Cleveland Browns, 1976-77; Houston Oilers, 1978

Reggie Dupard, TB - New England Patriots, 1986-89; Washington Redskins, 1989-90

Vernon Edwards, DE - San Diego Chargers, 1996

Joe Ethridge, T - Green Bay Packers, 1949

Jake Fawcett, T - Cleveland Rams, 1942, 1944; Brooklyn Dodgers, 1943; Los Angeles Rams, 1946

Bob Fisher, TE - Chicago Bears, 1980-81; Chicago Blitz, 1984-85

Mike Ford, QB - Tampa Bay Buccaneers, 1981; San Antonio Gunslingers, 1984

Bill Forester, LB - Green Bay Packers, 1953-63

Herschel Forester, G - Cleveland Browns, 1954-57

Ray Fuqua, E - Brooklyn Dodgers, 1935-36

George Gaiser, OT - Saskatchewan Roughriders, 1967; Denver Broncos, 1968

Eddie Garcia, K - Green Bay Packers, 1983-84

Kevin Garrett, CB - St. Louis Rams, 2003-04; Houston Texans, 2006

Mason Gentry, OL - Houston Texans, 2018; Cleveland Browns, 2018

Garrett Gilbert, QB - St. Louis Rams, 2014; New England Patriots, 2015; Oakland Raiders, 2015-16; Carolina Panthers, 2017-18; Orlando Apollos (AAF), 2018; Cleveland Browns, 2019-20; Dallas Cowboys, 2020

Don Goss, T - Cleveland Browns, 1956

Ben Gottschalk, T - Kansas City Chiefs, 2014; Tampa Bay Buccaneers, 2015; San Francisco 49ers, 2015; Tampa Bay Buccaneers, 2016

Forrest Gregg, T - Green Bay Packers, 1956, 1958-70; Dallas Cowboys, 1971

Glynn Gregory, E/DB - Dallas Cowboys, 1961-62

Jerry Griffin, LB - Edmonton Eskimos, 1967-73; Saskatchewan Roughriders, 1973

Jack Halliday, T - Los Angeles Rams, 1951

John Hamberger, T - Philadelphia Eagles, 1948

Gary Hammond, HB/E - New York Jets, 1972; St. Louis Cardinals, 1973-76

Perry Hartnett, OL - Chicago Bears, 1982-83; Chicago Blitz, 1984-85; Green Bay Packers, 1987

Fred Harris, T - New York Americans, 1941

Kenny Harrison, WR - San Francisco 49ers, 1976-78; Washington Redskins, 1980

Dale Hellestrae, T - Buffalo Bills, 1985-88; Los Angeles Raiders, 1989; Dallas Cowboys, 1990-2001

Doug Hollie, DE - Pittsburgh Maulers, 1984; Oakland Invaders, 1985; Seattle Seahawks, 1987-88

Wes Hopkins, DB - Philadelphia Eagles, 1983-93

Byron Hunt, LB - New York Giants, 1981-88

Margus Hunt, DE - Cincinnati Bengals, 2013-16; Indianapolis Colts, 2017-19; New Orleans Saints, 2020; Cincinnati Bengals, 2020

Charlie Jackson, DB - Chicago Cardinals, 1958; Dallas Texans, 1960

Frank Jackson, HB/E - Dallas Texans, 1961-62; Kansas City Chiefs, 1963-65; Miami Dolphins, 1966-67

Craig James, RB - Washington Federals, 1983-84; New England Patriots, 1984-88

Freeman Johns, WR - Los Angeles Rams, 1976-77; Saskatchewan Roughriders, 1979-80

Albert Johnson, WR - Saskatchewan Roughriders, 1999; Miami Dolphins, 2002; New York Jets, 2003

Bill Johnson, G - Chicago Bears, 1947

Darius Johnson, WR - Atlanta Falcons, 2013

Ed Johnson, DE - Detroit Wheels (WFL), 1974

Gil Johnson, QB - New York Yankees, 1949

Preston Johnston, FB - Miami Seahawks, 1946; Buffalo Bisons, 1946

Rod Jones, CB - Tampa Bay Buccaneers, 1986-89; Cincinnati Bengals, 1990-96

Xavier Jones, RB - Los Angeles Rams 2020

Louie Kelcher, NT - San Diego Chargers, 1975-83; San Francisco 49ers, 1984



Keylon Kincade, RB - New York Jets, 2004; Cologne Centurions, 2005; Dallas Cowboys, 2006

Don King, DB - Green Bay Packers, 1987

Pat Knight, LB - New York Giants, 1952, 1954-55

John LaGrone, DT - Edmonton Eskimos, 1967-74

Justin Lawler, LB - Los Angeles Rams, 2018-20

Josh LeRibeus, C - Washington Redskins, 2012-15; New Orleans Saints, 2017-18

Jerry LeVias, WR - Houston Oilers, 1969-70; San Diego Chargers, 1971-74

Bill Line, DT - Chicago Bears, 1972; Honolulu Hawaiians (WFL), 1974; Chicago Wind (WFL), 1975; San Diego Wings (WFL), 1975

Zach Line, RB - Minnesota Vikings, 2013-16; New Orleans Saints, 2017-18

Mike Livingston, QB - Kansas City Chiefs, 1968-79; Minnesota Vikings, 1980; Oakland Raiders, 1983

Louie Long, E - Portsmouth Spartans, 1931

Howard Maley, HB/P - Boston Yanks, 1946-47

Ray Mallouf, QB - Chicago Cardinals, 1941, 1946-48; New York Giants, 1949

Alvin Maxson, RB - New Orleans Saints, 1974-76; Pittsburgh Steelers, 1977-78; Tampa Bay Buccaneers, 1978; Houston Oilers, 1978; New York Giants, 1978

Jerry Mays, DE/DT - Dallas Texans, 1961-62; Kansas City Chiefs, 1963-70

Bryan McCann, DB - Dallas Cowboys, 2010-11; Oakland Raiders, 2011; Baltimore Ravens, 2011; Miami Dolphins, 2012; Arizona Cardinals, 2013

Clinton McClain, FB - New York Giants, 1941

Don McIlhenny, HB - Detroit Lions, 1956; Green Bay Packers, 1957-59; Dallas Cowboys, 1960-61; San Francisco 49ers, 1961

Dick McKissack, DB - Dallas Texans, 1952

Don Meredith, QB - Dallas Cowboys, 1960-68

Don Miller, DB - Green Bay Packers, 1954; Philadelphia Eagles, 1954

Donald Mitchell, CB - Tennessee Titans 1999-2002; Dallas Cowboys, 2003

Sterling Moore, DB/CB - Oakland Raiders, 2011; New England Patriots, 2011-12; Dallas Cowboys, 2012-14; Tampa Bay Buccaneers, 2015; New Orleans Saints, 2016-17; Detroit Lions, 2018

Ron Morris, WR - Chicago Bears, 1987-92

Wayne Morris, RB - St. Louis Cardinals, 1976-83; San Diego Chargers, 1984

Thomas Morstead, P - New Orleans Saints, 2009-20

Gary Moten, LB - San Francisco 49ers, 1983; Winnipeg Blue Bombers, 1985; Saskatchewan Roughriders, 1986; Toronto Argonauts, 1986-87; Kansas City Chiefs, 1987

Doyle Nix, DB - Green Bay Packers, 1955; Washington Redskins, 1958-59; Dallas Texans, 1961; Los Angeles Chargers, 1960

Alvin Nnabuife, DB/LB - Green Bay Packers, 2006; Cologne Centurions, 2007

Jerry Norton, DE/P - Philadelphia Eagles, 1954-58; Chicago Cardinals, 1959; St. Louis Cardinals, 1960-61; Dallas Cowboys, 1962; Green Bay Packers, 1963-64

Uzo Okeke, OL - Shreveport Pirates, 1994-95; Ottawa Rough Riders, 1996; Montreal Alouettes, 1997-99; Chicago Bears 2000

Paul Page, HB - Baltimore Colts, 1949

Howie Parker, HB - New York Yankees, 1948

Dennis Partee, K/P - San Diego Chargers 1968-75

Joe Pasqua, T - Cleveland Rams, 1942; Washington Redskins, 1943; Los Angeles Rams, 1946

Joe Phillips, NT - Minnesota Vikings, 1986; San Diego Chargers, 1987-91; Kansas City Chiefs, 1992-97; St. Louis Rams, 1998; Minnesota Vikings, 1999

Reggie Phillips, CB - Chicago Bears, 1985-87; Phoenix Cardinals, 1988

Rodnick Phillips, RB - Seattle Seahawks, 2000

Marquis Pleasant, WR - Cincinnati Bengals, 1987

James Proche, WR - Baltimore Ravens, 2020

Trey Quinn, WR - Washington Redskins, 2018-19; Jacksonville Jaguars, 2020

Caroll Raborn, C - Pittsburgh Pirates, 1936-37

Shakiel Randolph, DB - Kansas City Chiefs, 2016; Washington Redskins, 2017

Keith Ranspot, E - Chicago Cardinals, 1940; Boston Bears, 1941; New York Americans, 1941; Detroit Lions, 1942; Green Bay Packers, 1942; Brooklyn Dodgers, 1943; Boston Yanks, 1944-45

Taylor Reed, LB - Dallas Cowboys, 2013; Winnipeg Blue Bombers, 2013; New England Patriots, 2013-14; Hamilton Tiger-Cats, 2014-15; Calgary Stampeders, 2016; Ottawa Redblacks, 2016-17; Toronto Argonauts, 2018; Edmonton Eskimos, 2018

Guy Reese, DT - Dallas Cowboys, 1962-63; Baltimore Colts, 1964-65; Atlanta Falcons, 1966

Jacoby Rhinehart, CB - Arizona Cardinals, 1999-2003

Horace Richardson, CB - Minnesota Vikings, 2018; Denver Broncos, 2018

Mike Richardson, RB - Houston Oilers, 1969-71; Winnipeg Blue Bombers, 1972; Houston Texans (WFL), 1974; Shreveport Steamer (WFL), 1974

John Roach, QB - Chicago Cardinals, 1956, 1959; St. Louis Cardinals, 1960; Green Bay Packers, 1961-63; Dallas Cowboys, 1964

Oscar Roan, TE - Cleveland Browns, 1975-78

Aldrick Robinson, WR - Washington Redskins, 2011-14; Baltimore Ravens, 2014-15; Atlanta Falcons, 2016; San Francisco 49ers, 2017; Minnesota Vikings, 2018

John Roderick, E - Miami Dolphins, 1966-67; Oakland Raiders, 1968

Justin Rogers, LB - Dallas Cowboys, 2007-08; Kansas City Chiefs, 2009

Kyle Rote, E-HB - New York Giants, 1951-61

Ralph Ruthstrom, LB - Cleveland Rams, 1945; Los Angeles Rams, 1946; Washington Redskins, 1947; Baltimore Colts, 1949

Jonas Rutledge, CB - Tennessee Titans, 2004

Emmanuel Sanders, WR - Pittsburgh Steelers, 2010-13; Denver Broncos, 2014-19; San Francisco 49ers, 2019; New Orleans Saints, 2020

Jack Sanders, G - Pittsburgh Steelers, 1940-42; Philadelphia Eagles, 1945

Ray Schoenke, G - Dallas Cowboys, 1963-64; Washington Redskins, 1966-75

Delontae Scott, LB - Green Bay Packers, 2020

Henry Sheppard, OT/G - Cleveland Browns, 1976-81

Dave Sherer, P - Baltimore Colts, 1959; Dallas Cowboys, 1960

John Simmons, CB - Cincinnati Bengals, 1981-86; Green Bay Packers, 1986; Indianapolis Colts, 1987

Marcello Simmons, CB - Cincinnati Bengals, 1993; Jacksonville Jaguars, 1995; Toronto Argonauts, 1995-99

Blane Smith, DB - Houston Gamblers, 1984; Kansas City Chiefs, 1987



KELVIN BEACHUM

Lee Spivey, OT - San Antonio Gunslingers, 1984-85; Calgary Stampeders, 1987-88

Courtland Sutton, WR - Denver Broncos, 2018-20

Matt Szymanski, P - Kansas City Chiefs, 2012

Jim Bob Taylor, QB - Baltimore Colts, 1983

Taylor Thompson, TE - Tennessee Titans, 2012-14

Ted Thompson, LB - Houston Oilers, 1975-84

Kevin Thornal, WR - Atlanta Falcons, 1997; Toronto Argonauts, 1999

Emanuel Tolbert, WR - Saskatchewan Roughriders, 1980-81; Toronto Argonauts, 1981-84, 1989; Calgary Stampeders, 1985-88; British Columbia Lions, 1990

Bill Vaughn, FB - Buffalo Rangers, 1926

Doak Walker, HB - Detroit Lions, 1950-55

Val Joe Walker, DB - Green Bay Packers, 1953-56; San Francisco 49ers, 1957

Russ Washington, LB - Tampa Bay Bandits, 1983; Jacksonville Bulls, 1984-85

Jim Welch, DB - Baltimore Colts, 1960-67; Detroit Lions, 1968

Ricky Wesson, DB - Kansas City Chiefs, 1977; Winnipeg Blue Bombers, 1979-80

Arthur Whittington, RB - Oakland Raiders, 1978-81; Buffalo Bills, 1982; Oakland Raiders, 1983

Mitch Willis, NT - Los Angeles Raiders, 1985-88; Atlanta Falcons, 1988; Dallas Cowboys, 1990

Bobby Wilson, HB - Brooklyn Dodgers, 1936

Gene Wilson, HB - Green Bay Packers, 1947-48

Zach Wood, LS - New Orleans Saints, 2017-20

Jim Sid Wright, G - Boston Yanks, 1947



EMMANUEL SANDERS



SMU NFL DRAFT HISTORY

Year	Round	Pick	Overall	Name	Team	Position	Year	Round	Pick	Overall	Name	Team	Position
2021	3	41	104	Brandon Stephens	Baltimore Ravens	DB	1959	2	12	24	Dave Sherer	Baltimore Colts	E
	4	22	127	Kylen Granson	Indianapolis Colts	TE		9	2	98	Gary Ferguson	Chicago Cardinals	T
2020	6	22	201	James Proche	Baltimore Ravens	WR		10	12	120	Don Stewart	Baltimore Colts	E
2018	2	8	40	Courtland Sutton	Denver Broncos	WR		17	8	200	Dave Wilemon	Los Angeles Rams	T
	7	26	244	Justin Lawler	Los Angeles Rams	DE		19	2	218	Billy Dunn	Chicago Cardinals	B
	7	38	256	Trey Quinn	Washington Redskins	WR		29	11	347	Henry Christopher	New York Giants	E
2014	6	4	180	Kenneth Acker	San Francisco 49ers	CB	1958	2	5	18	Willard Dewveall	Chicago Bears	WR
	6	38	214	Garrett Gilbert	St. Louis Rams	QB		13	1	146	Charlie Jackson	Chicago Cardinals	B
2013	2	21	53	Margus Hunt	Cincinnati Bengals	DE		16	11	192	Jerry Cornelison	Cleveland Browns	T
2012	3	8	71	Josh LeRibeus	Washington Redskins	OL		26	2	303	Ray Masters	Chicago Cardinals	B
	5	10	145	Taylor Thompson	Tennessee Titans	DE/TE	1957	15	9	178	Bill Livingston	Chicago Cardinals	C
	6	7	213	Richard Crawford	Washington Redskins	BD		24	2	279	Charlie Leyendecker	Green Bay Packers	T
	7	41	248	Kelvin Beachum	Pittsburgh Steelers	OL	1956	2	7	20	Forrest Gregg	Green Bay Packers	T
2011	6	13	178	Aldrick Robinson	Washington Redskins	WR		3	2	27	Don McIlhenny	Detroit Lions	B
2010	3	18	82	Emmanuel Sanders	Pittsburgh Steelers	WR		3	6	31	John Roach	Chicago Cardinals	QB
2009	5	28	164	Thomas Morstead	New Orleans Saints	P		3	10	35	John Marshall	Los Angeles Rams	B
2007	6	6	180	Justin Rogers	New England Patriots	LB		21	7	248	Hal O'Brien	Green Bay Packers	B
2003	5	37	172	Kevin Garrett	St. Louis Rams	DB	1955	3	5	30	Ed Bernet	Pittsburgh Steelers	E
1999	4	22	117	Donald Mitchell	Tennessee Oilers	DB		3	8	33	Frank Eidom	Philadelphia Eagles	B
	6	21	190	Jacoby Rhinehart	Arizona Cardinals	DB		11	12	133	Eric Knebel	Cleveland Browns	T
1998	6	8	161	Chris Bordano	New Orleans Saints	LB		18	4	209	Doyle Nix	Green Bay Packers	B
1993	4	6	90	Marcello Simmons	Cincinnati Bengals	DB		18	9	214	Duane Nutt	Philadelphia Eagles	B
1987	2	26	54	Ron Morris	Chicago Bears	WR	1954	7	8	81	Jerry Norton	Philadelphia Eagles	B
	3	7	63	Jerry Ball	Detroit Lions	DT		7	11	84	Don Miller	Cleveland Browns	B
	11	14	293	Terence Mann	Miami Dolphins	DT		10	10	119	Don Goss	Cleveland Browns	G
1986	1	25	25	Rod Jones	Tampa Bay Buccaneers	DB		19	8	225	Jerry Clem	Philadelphia Eagles	G
	1	26	26	Reggie Dupard	New England Patriots	RB		20	3	232	Raymond Berry	Baltimore Colts	WR
	4	11	93	Joe Phillips	Minnesota Vikings	DT	1953	3	6	31	Bill Forester	Green Bay Packers	T
1985	2	21	49	Reggie Phillips	Chicago Bears	DB	1952	4	6	43	Dick Hightower	Washington Redskins	C
	4	28	112	Dale Hellestrae	Buffalo Bills	T		7	10	83	Val Joe Walker	New York Giants	B
	10	26	278	Ron Anderson	Denver Broncos	LB		8	11	96	Herschel Forester	Cleveland Browns	G
	11	13	293	Chris Jackson	Kansas City Chiefs	C		10	10	119	Pat Knight	New York Giants	E
1984	1	10	10	Russell Carter	New York Jets	DB		27	3	316	I.D. Russell	Green Bay Packers	B
	3	18	74	Doug Hollie	Detroit Lions	DE		27	6	319	Ben White	Washington Redskins	E
	4	12	96	Rickey Bolden	Cleveland Browns	TE	1951	1	1	1	Kyle Rote	New York Giants	B
	5	9	121	Michael Carter	San Francisco 49ers	DT		8	11	97	Fred Benners	New York Giants	B
	7	15	183	Mitch Willis	Los Angeles Raiders	DE		21	6	249	Neal Franklin	Philadelphia Eagles	T
1983	1	2	2	Eric Dickerson	Los Angeles Rams	RB		23	12	279	Johnny Champion	Cleveland Browns	B
	2	7	35	Wes Hopkins	Philadelphia Eagles	DB		28	11	338	Hal Quinn	New York Giants	G
	7	7	175	Gary Moten	San Francisco 49ers	LB	1950	5	1	54	Jack Halliday	Baltimore Colts	B
	7	19	187	Craig James	New England Patriots	RB		5	11	64	Dick McKissack	Los Angeles Rams	B
1982	5	5	116	Perry Hartnett	Chicago Bears	T		18	11	233	Bobby Collier	Los Angeles Rams	T
	7	23	190	Harvey Armstrong	Philadelphia Eagles	DT		30	3	381	Ray Malouf	Green Bay Packers	B
	10	13	264	Eddie Garcia	Green Bay Packers	K	1949	1	3	3	Doak Walker	New York Yanks	RB
1981	3	8	64	John Simmons	Cincinnati Bengals	DB		1	4	4	Paul Page	New York Giants	B
	7	16	182	Lee Spivey	Detroit Lions	T		2	10	21	Dick McKissack	Chicago Cardinals	B
	9	3	224	Byron Hunt	New York Giants	LB		6	3	54	Joe Ethridge	Green Bay Packers	T
	9	7	228	Mike Ford	Tampa Bay Buccaneers	QB		14	5	136	Dave Moon	Pittsburgh Steelers	B
1980	7	18	183	Emanuel Tolbert	Chicago Bears	WR		18	3	174	Floyd Lewis	Green Bay Packers	G
	12	18	323	Robert Fisher	Chicago Bears	TE		19	2	183	Bobby Folsom	Green Bay Packers	E
1979	8	8	200	D.K. Perry	New York Giants	DB	1948	3	4	17	Earl Cook	Boston Yanks	G
1978	7	10	176	Arthur Whittington	Oakland Raiders	RB		11	8	93	Gil Johnson	Philadelphia Eagles	QB
1976	5	6	130	Henry Sheppard	Cleveland Browns	T		26	9	244	Bob Ramsey	Pittsburgh Steelers	B
	5	17	141	Wayne Morris	Arizona Cardinals	RB	1947	6	5	40	Gene Wilson	Green Bay Packers	E
	9	13	250	Ken Harrison	San Francisco 49ers	WR		13	5	110	John Hamberger	Philadelphia Eagles	T
	10	23	288	Freeman Johns	Los Angeles Rams	WR		17	9	154	Frank Pullatte	New York Giants	B
1975	2	4	30	Louis Kelcher	San Diego Chargers	DT	1946	27	1	251	Jesse Herschbarger	Chicago Cardinals	E
	3	5	57	Oscar Roan	Cleveland Browns	TE	1945	2	4	15	Tom Dean	Boston Yanks	T
	14	2	340	Mike Smith	Baltimore Colts	C		3	6	22	Charley Allen	Chicago Bears	B
1974	8	19	201	Alvin Maxon	New Orleans Saints	RB		6	7	50	Wayne Shaw	Chicago Bears	B
	9	23	231	Edward Johnson	Cincinnati Bengals	DE		21	8	216	Sid Halliday	Washington Redskins	T
	12	23	309	Keith Bobo	Dallas Cowboys	QB		23	6	236	Gabby Martin	Washington Redskins	E
1973	14	21	359	Robert Popelka	Cleveland Browns	DB		24	11	252	Lloyd Baxter	Green Bay Packers	C
	17	15	431	Clayton Korver	Kansas City Chiefs	TE	1944	5	8	40	Abe Croft	Chicago Bears	E
1972	3	14	66	Gary Hammond	New York Jets	WR		13	2	122	Jim Wright	Brooklyn Dodgers	C
	12	15	301	Paul Bradley	Detroit Lions	WR		17	2	166	Howard (Red) Maley	Brooklyn Dodgers	B
1971	13	16	328	Chuck Hixon	Kansas City Chiefs	QB		32	1	325	Abel (Frito) Gonzales	Green Bay Packers	B
1969	2	14	40	Jerry Levias	Houston Oilers	WR	1943	9	4	74	Ray Rason	Brooklyn Dodgers	G
	7	15	171	Mike Richardson	Houston Oilers	RB		18	4	164	Clarence Booth	Chicago Cardinals	T
	11	14	274	Terry May	Houston Oilers	C		22	9	209	Orville Johnson	Chicago Bears	G
1968	2	21	48	Mike Livingston	Kansas City Chiefs	QB	1942	7	9	59	Preston Johnston	Green Bay Packers	B
	6	2	140	Jim Hagle	Atlanta Falcons	RB		20	9	189	Horace (Deacon) Young	Green Bay Packers	B
	11	18	291	Dennis Partee	San Diego Chargers	K	1941	4	3	28	John Clement	Chicago Cardinals	B
1967	6	21	154	Ron Medlen	Boston Patriots	DE		10	3	83	Ray Malouf	Chicago Cardinals	B
	7	22	181	George Gaiser	Buffalo Bills	T		18	3	163	Fred Harris	Chicago Cardinals	T
	8	15	200	Jerry Griffin	Chicago Bears	LB	1939	4	4	29	Bill Dewell	Philadelphia Eagles	E
	17	19	438	Billy Bob Stewart	New Orleans Saints	LB		11	9	99	Charley Sprague	Green Bay Packers	E
1966	4	14	62	John Roderick	Green Bay Packers	WR		17	10	160	Jack Sanders	New York Giants	T
1964	20	3	269	John Hughes	Dallas Cowboys	LB	1937	2	5	15	Bob Finley	Pittsburgh Steelers	E
1963	11	6	146	Ray Schoenke	Dallas Cowboys	C		7	7	67	John Sprague	Detroit Lions	B
1962	15	4	200	Gy Reese	Dallas Cowboys	T	1936	4	3	30	Truman Spain	Pittsburgh Steelers	T
1961	9	2	114	Glynn Gregory	Dallas Cowboys	B		5	1	37	Harry Shuford	Philadelphia Eagles	B
	11	1	141	Jerry Mays	Minnesota Vikings	T		5	4	40	Bob Wilson	Brooklyn Dodgers	B
	14	7	189	Bob Hunt	Baltimore Colts	T		6	3	48	Maurice Orr	Pittsburgh Steelers	T
1960	3	8	32	Don Meredith	Chicago Bears	QB		9	7	79	J.C. Wetsel	Green Bay Packers	G
	3	10	34	Jim Welch	Baltimore Colts	DB							
	13	1	145	James Jones	Los Angeles Rams	E							



MEDIA INFORMATION



The George & Sissy Reynolds Media Center is located on Level 5 of Gerald J. Ford Stadium

COACH & PLAYER INTERVIEWS

All interviews must be arranged through the SMU Public Relations Office.

Please visit SMUMustangs.com/media for contact information.

During the regular season, media availability opportunities will be sent out via email. If you wish to be placed on the email distribution list, please email: athleticscredentials@smu.edu.

CREDENTIALS

All gameday requests for working press, photo and broadcast credentials should be received by the SMU Athletics Public Relations office no later than Wednesday of game week. Requests should be submitted via SportsSystems at:

www.smumustangs.com/media.

The media will call window at Gerald J. Ford Stadium is located at the northwest corner of the stadium at the ticket office in the Paul B. Loyd, Jr. All-Sports Center.

PHOTO CREDENTIALS

Photo credentials will not be issued to freelance photographers unless on a specific assignment from an accredited organization. Credentials are not provided to "grips" due to on-field space limitations.

Anyone holding a field credential who is not actively involved in coverage of the game will be escorted from the field.

The photo deck at Gerald J. Ford Stadium is located on the roof of the press box. Take the press box elevator at Gate 2 to Level 5, proceed to the stairs at the south end of the press box and take them to the roof. There are covered areas from which to shoot in case of inclement weather. Photographers shooting from the photo deck must have photo credentials.

LIVE BLOGGING/TWITTER POLICY

SMU asks that members of the media utilizing such technology adhere to the following guidelines, similar to policies already in place:

NO live reports can be filed from the practice field.

NO detailed speculation as to the potential nature or severity of an injury or level of practice participation until Coach Dykes has addressed it. Acknowledging that an injury occurred and providing general details (i.e. 'Right leg...' or 'Left wrist...') is permitted, but anything beyond that would be purely speculative and possibly inaccurate, likewise with levels of practice participation.

NO entries that violate the team's policy in regards to practice information (schemes, formations, etc.) or private team communication.

PRACTICE REPORTING GUIDELINES

PRACTICE INFORMATION

All media (news departments, etc.) must receive clearance from the public relations department before attending practice. No exceptions can be made.

If granted admission to practice, SMU makes the following requirements of reporting across all media platforms (print, television, radio, online or other) mandatory. Failure to adhere to the following policies will result in the revocation of practice access.

NO reporting of specific plays (trick or other), personnel groupings or special/unusual formations. This includes the reporting of individual players as part of sub packages or special formations across offense, defense and special teams.

It is incumbent upon media to ask a member of the P.R. staff about any information that may be close to violating these policies BEFORE it is reported.

PHOTOGRAPHY GUIDELINES

Videotaping and photography opportunities are granted on a case-by-case basis. Any photo/video transmissions are not permitted until after the designated shooting period has closed.

Wide-view photos/videos of formations and/or personnel groupings are not permitted (shots must be tightly focused on the player/ball).

PRIVATE TEAM COMMUNICATION

SMU asks all media to refrain from reporting and/or recording/filming any team communication meant solely for the team.

This includes the post-practice team huddle, in which Coach Dykes addresses his players. It also includes mid-practice and/or post-practice communication between any coach and his players.

In general, reporting that the conversation took place is acceptable, just not the details of those conversations. Details are not to be relayed to the public either directly (through first-hand hearing), or indirectly (through interviews, even if the subject answers the question).

If media has any question as to whether communication should be kept private, please contact the P.R. department before writing or airing such conversations.

INJURY INFORMATION

All information concerning player injuries will be issued by Head Coach Sonny Dykes.

BOUNDARIES

All practice guests, including members of the media, must remain within the boundaries established by the team.

SMU

ATHLETICS PUBLIC RELATIONS CONTACT INFORMATION



LINDSEY OLSEN

Associate Director of Public Relations

Football Contact

Office: 214-768-4970

Cell: 847-344-0389

Email: lmolsen@smu.edu



BRAD SUTTON

Sr. Associate A.D./External Affairs

Office: 214-768-1651

Cell: 214-914-8705

Email: bsutton@smu.edu




HERMAN HUDSON

Director of Public Relations

Office: 214-768-1304

Cell: 214-924-0358

Email: hermanh@smu.edu



TRAVIS CHAMBLEE

Associate Director of Public Relations

Office: 214-768-3735

Email: tchamblee@smu.edu

ADDITIONAL CONTACT INFORMATION

Mailing Address:

Box 315 Dallas, TX 75275-0315

Street Address For Overnighted Materials:

5800 Ownby Drive Suite 305

Dallas, TX 75275

Media Relations Office: 214-768-2883

Ford Stadium Press Box: 214-768-7730

Football Office: 214-768-3667

Athletics Website: SMUMustangs.com

SMU Football
CoachDykesSMU
SMUMustangs.com

SMU Football
SMUMustangs.com

smufb
SMU.Mustangs.com





MEDIA PARKING

A limited number of parking passes are available to media members. Media parking is located in various lots on campus. Admittance to the parking areas is by parking pass only.

MAIN PRESS BOX

The main press box at Gerald J. Ford Stadium is located on Level 5. Admittance is strictly limited to members of the working press. Media must access the press box through the main lobby of the Loyd All-Sports Center.

Priority seating will be determined according to the following criteria: local outlets covering SMU on a regular basis; outlets designated by the visiting SID; local radio and TV stations; national publications. All others are accommodated on a space-available basis.

PRESS BOX SERVICES

Team and individual statistics, play-by-play and postgame books will be available online.

The SMU press box provides wireless Internet access. To access the network, select SMUGuest as your network, then open your Internet browser and follow the instructions listed. You will need to create an account the first time you use the network. That link is at the bottom of the webpage.

POSTGAME PROCEDURES

The locker rooms are located in the Loyd All-Sports Center at the north end of Ford Stadium. After a cooling down period, SMU Head Coach Sonny Dykes and key Mustang players in the game will be available in the interview room. The SMU locker room is closed to the media.

TELEPHONES

To order a phone line in the press box, contact:

Ronny Jepsen
SMU IT Services
214-768-3873
rjepsen@smu.edu

Requests for individual phone lines must be made by noon on Wednesday of game week. SMU will provide five courtesy phone lines on Level 5 (press box) on a first-come, first-served basis for general use by the media.

TELEVISION

SMU's live television appearances are governed by existing American Athletic Conference and NCAA policies. All telecasts must be approved by SMU's Director of Athletics. Spotters and statisticians are available for a fee, but the SMU Athletics Public Relations office must be notified at least 10 days in advance.

SUPPLEMENTS

All SMU notes, releases, rosters and stats can be accessed at SMUMustangs.com. In addition, the PR staff will e-mail press releases to members of the media. If you wish to be added to the list, please email athleticscredentials@smu.edu.

collegepressbox

SINCE 2005 EVERYTHING BUT THE PREGAME MEAL

collegepressbox is the official media website for Division I football. Access and download game notes, quotes, statistics, media guides, headshots, logos and more for all FBS schools, conferences, postseason games, awards and the College Football Playoff. For access, please register for an account at collegepressbox.com/register.

RADIO

Booths are provided for home and visiting radio networks on Level 5. Visiting radio stations should coordinate all logistics through Associate Director of PR Lindsey Olsen. SMU provides ISDN and POTS lines for visiting broadcasters on a reciprocal basis. There is also a dry-pair drop into the visiting locker room.

MUSTANG RADIO NETWORK



RICH PHILLIPS
Play-by-Play

21st Season
Phone: 469-358-8297
Email: rich.phillips.tx@gmail.com



SCOTT GARNER
Analyst

Ninth Season
Phone: 214-263-3251
Email: sgarner@msn.com



STEVE LANSDALE
Sideline

Ninth Season
Phone: 214-417-6916
Email: dc2dallas@earthlink.net



THE AMERICAN COMMUNICATIONS STAFF

CHUCK SULLIVAN

Assistant Commissioner for Communications

Email: csullivan@theamerican.org

545 East John Carpenter Freeway
Third Floor
Irving, Texas 75062
theamerican.org





FORD STADIUM INFORMATION

**WILL CALL
MEDIA WILL CALL | MEDIA ENTRANCE**



DIRECTIONS TO FORD STADIUM

Address for GPS

5800 Ownby Drive, Dallas, TX 75275

From DFW Airport

- Take the south exit from the airport to State Hwy. 183 East.
- State Hwy. 183 turns into I-35E South.
- Take I-35E South down to I-30 East (left).
- Off of I-30 East take U.S. Hwy. 75 North and take the Mockingbird Lane exit.
- Head west (left) on Mockingbird Lane and turn right on Bishop Boulevard.

From Dallas Love Field Airport

- Exit from the Airport to Mockingbird Lane.
- Go east on Mockingbird Lane and turn left on Bishop Boulevard.

From I-35E (North of Dallas)

- Go south on I-35E to I-635 (LBJ Freeway).
- Go east on I-635 to U.S. Hwy. 75 South (right).
- Take the Mockingbird Lane exit.
- Head west (right) on Mockingbird Lane and turn right on Bishop Boulevard.

From I-35E (South of Dallas)

- Go north on I-35E to I-30.
- Go east on I-30 to U.S. Hwy. 75 North (left).
- Take the Mockingbird Lane exit.
- Head west (left) on Mockingbird Lane and turn right on Bishop Boulevard.

From U.S. Hwy. 75 (North of Dallas)

- Go south on U.S. Hwy. 75.
- Take the Mockingbird Lane exit.
- Head west (right) on Mockingbird Lane and turn right on Bishop Boulevard.

From U.S. Hwy. 75/I-45 (South of Dallas)

- Go north on U.S. Hwy. 75.
- Take the Mockingbird Lane exit.
- Head west (left) on Mockingbird Lane and turn right on Bishop Boulevard.

From I-30

- Go north on U.S. Hwy. 75.
- Take the Mockingbird Lane exit.
- Head west (left) on Mockingbird Lane and turn right on Bishop Boulevard.

From I-20

- Go north on I-45. I-45 turns into U.S. Hwy. 75.
- Continue north on U.S. Hwy. 75.
- Take the Mockingbird Lane exit.
- Head west (left) on Mockingbird Lane and turn right on Bishop Boulevard.



SMU ADMINISTRATION

SMU SENIOR STAFF



RICK HART

Director of Athletics



KURT POTTKOTTER

Deputy Director of Athletics



LAUREN ADEE

Senior Associate A.D./Executive Affairs



KYLE CONDER

Executive Senior Associate A.D.



ROB EVANS

Special Assistant to the A.D.



KRIS HARRIS

Associate A.D./Event Management & Facilities Operations



MATT PETERS

Senior Associate A.D./Development



BRAD SUTTON

Senior Associate A.D./External Affairs



SUSAN VOLLMERHAUSEN

Associate A.D./SWA/Student Services



SMU HEAD COACHES



GRANT CHEN

Men's Tennis



STEVE COLLINS

Women's Swimming



KIM CUPINI

Rowing



SONNY DYKES

Football



CAROL GWIN

Equestrian



'A HAVAHLA HAYNES

Cross Country // Track & Field



KEVIN HUDSON

Men's Soccer



TIM JANKOVICH

Men's Basketball



LAUREN MASON

Women's Golf



JEFF NEVOLD

Women's Tennis



CHRIS PARRA

Men's Golf



CHRIS PETRUCELLI

Women's Soccer



GREG RHODENBAUGH

Men's Swimming



DARIAN SCHMIDT

Diving



LISA SEIFERT

Volleyball



TOYELLE WILSON

Women's Basketball

collegepressbox

SINCE 2005 EVERYTHING BUT THE PREGAME MEAL



NATIONAL CHAMPIONSHIP

JANUARY 10 | INDIANAPOLIS

130 Teams
10 Conferences
44 Bowls
25 Awards

collegepressbox is the official
media website for Division I football

Access and download game notes, quotes, statistics, media guides,
headshots, logos and more for all FBS schools, conferences,
postseason games, awards and the College Football Playoff

For access, please register for an account at:
collegepressbox.com/register