

2021



TEMPLE FOOTBALL
**RECORD
BOOK**



collegepressbox
SINCE 2005 EVERYTHING BUT THE PREGAME MEAL



NATIONAL CHAMPIONSHIP

JANUARY 10 | INDIANAPOLIS

130 Teams
10 Conferences
44 Bowls
25 Awards

collegepressbox is the official
media website for Division I football

Access and download game notes, quotes, statistics, media guides,
headshots, logos and more for all FBS schools, conferences,
postseason games, awards and the College Football Playoff

For access, please register for an account at:
collegepressbox.com/register

2021 TEMPLE OWLS FOOTBALL SCHEDULE

Date.....	Time	Opponent (2020 results)	TV	Radio
Thursday, September 2	6:30pm	@ Rutgers (3-6)	BTN	97.5 FM
Saturday, September 11	3:30pm	@ Akron (1-5)	ESPN+	97.5 FM
Saturday, September 18	12:00pm	BOSTON COLLEGE (6-5)	ESPN2/U	97.5 FM
Saturday, September 25	12:00pm	WAGNER (0-0)	ESPN+	97.5 FM
Saturday, October 2	12:00pm	* MEMPHIS (8-3)	TBD	97.5 FM
Friday, October 8	7:00pm	* @ Cincinnati (9-1)	ESPN	97.5 FM
Saturday, October 16		-----	BYE	
Saturday, October 23	TBD	* @ USF (1-8)	TBD	97.5 FM
Saturday, October 30	TBD	* UCF (6-4)	TBD	97.5 FM
Saturday, November 6	TBD	* @ East Carolina (3-6)	TBD	97.5 FM
Saturday, November 13	TBD	* HOUSTON (3-5)	TBD	97.5 FM
Saturday, November 20	TBD	* @ Tulsa (6-3)	TBD	97.5 FM
Saturday, November 27	TBD	* NAVY (3-7)	TBD	97.5 FM
Saturday, December 4	TBD	TBD [CCG]	TBD	TBD
TBD	TBD	Bowl Game	TBD	TBD

All times Eastern; All games broadcast on 97.5 FM The Fanatic

* = American Athletic Conference game; CCG = American Athletic Conference Championship

TABLE OF CONTENTS

Temple Football	
Schedule	1
Quick Facts	1
Alphabetical Roster/Pronunciations	2-3
Career Stats	4-5
2020 Season in Review	
Team Stats	6-12
Participation	9
Honors	13
Game Summaries	14-20
All-Time Lists	
Temple Captains	22
All-Time Lettermen	23-28
NFL Draft History	29
Owls in the Pros	29-33
All-Time Assistant Coaches	34
All-Time Opponents	35
Year-By-Year Results	36
All-Time Results	38-49
History	37-50
Records	
Team & Individual Records	52-53
Opponents Top Performances	54
Season, Career, Game and Year-by-Year Leaders	55-66
100-Yard Rushers	67-68
100-Yard Receivers	69
200-Yard Passers	70
Bowl History	
Participation	72
Records	73-74
Game Reviews	75-83
Senior Showcases	84
All-Time Honors	
Temple Hall of Fame	86-87
Honors & Awards	88-92
Facilities	
Football Facilities	94
Stadium Map/Directions	95
Stadium/Attendance Records	96
Conference & Opponents	
American Athletic Conference	98
Future Schedules	99
Opponent's Schedules	100
Opponent's Quick Facts	101-105

CREDITS

The 2021 Temple University Football Media Guide was written and edited by Rich Burg and Zach Sterrett. Layout and design by Rich Burg. Cover design by Lauren Ferrett. Additional editing by Pat Kolb, Cameron Markt, Jackson Ritthamel, and Eli Vaupen. Special thanks to the Temple University Office of University Relations. This book could not be published without the work of all previous Temple Sports Information Directors.

Photos by Zamani Feelings, Jesse Garber, Joseph V. Labolito, Betsy Manning, National Football League and its teams.

2021 LISTS

2020 Starters Returning - Offense (6)

WR Jadan Blue (4), LG Joseph Hooper (4), TE David Martin Robinson (4), LT Isaac Moore (5), C C.J. Perez (7), RT Michael Niese (5)

2020 Starters Lost - Offense (5)

RB Re'Mahn Davis (4), TE Aaron Jarman (5), WR Brandon Mack (7), RG Vincent Picozzi (4), QB Anthony Russo (3)

2020 Starters Returning - Defense (6)

DE Evan Boozer (4), MLB William Kwenkeu (7), SAF Alex Odom (3), WLB George Reid (4), SAF Amir Tyler (6), Jalen Ware (6)

2020 Starters Lost - Defense (5)

DT Daniel Archibong (7), CB Christian Braswell (6), CB Linwood Crump (5), DE Arnold Ebiketie (6), DT Ifeanyi Maijeh (7)

2020 Lettermen Returning - Specialists (3)

P Adam Barry, K Rory Bell, LS Ron Gaines

2020 Lettermen Returning (50)

Nick Bags, Jose Barbon, Adam Barry, Rory Bell, Trey Blair, Jadan Blue, Evan Boozer, Elijah Clark, James Della Pesca, Kyle Dobbins, Kwesi Evans, De'Von Fox, Ron Gaines, M.J. Griffin, Joseph Hooper, Audley Isaacs, +Jeremy Jennings, Freddie Johnson, Randle Jones, Layton Jordan, +Travon King, Adam Klein, William Kwenkeu, Jordan Magee, David Martin-Robinson, +Ty Mason, Muheem McCargo, Re-al Mitchell, Chauncey Moore, Isaac Moore, Onasis Neely, Michael Niese, Alex Odom, Gage Panno, C.J. Perez, Darius Pittman, Wisdom Quarshie, Kadas Reams, George Reid, Kevin Robertson, Tayvon Ruley, Edward Saydee, Jordan Smith, Ronnie Stevenson, Amir Tyler, Manny Walker, Jalen Ware, Garrett Williams, Kobe Wilson, +DaeSean Winston

+ - did not letter in 2020 season but had previously lettered

2020 Lettermen Lost (26)

Daniel Archibong, Khris Banks, Trad Beatty, Christian Braswell, Kimere Brown, Linwood Crump, Re'Mahn Davis, Arnold Ebiketie, Andrew Eisenson, Willie Erdman, Isaiah Graham-Mobley, Travis Hines, Aaron Jarman, Eric Kiewlak, Cole Lerch, Brandon Mack, Ifeanyi Maijeh, Travis Malinowski, Will Mobley, David Nwaogwugwu, Nick Picozzi, Vincent Picozzi, Leon Pinto, Boaz Pogue, Anthony Russo, Griffin Sestili

Graduates on 2021 Roster (12)

Audley Isaacs, Freddie Johnson, Randle Jones, William Kwenkeu, Isaac Moore, Michael Niese, C.J. Perez, Kaleb Prejean, George Reid, Tayvon Ruley, Amir Tyler, Manny Walker

^ - expected by Fall of 2021 (1)

Transfer Portal In (12)

Amad Anderson (Purdue), Ra'Von Bonner (Illinois), Iverson Clement (Florida), Luke Foster (Presbyterian), Xach Gill (UNC), Jerquavion Mahone (Kentucky), D'Wan Mathis (Georgia), Keyshawn Paul (UConn), Willie Rodgers (Washington State), Richard Rodriguez (Iowa Central CC), Cameron Ruiz (Northwestern), Lancine Turay (UNC)

Transfer Portal Out (17)

Kenneth Anyaehie (7), Khris Banks (Boston College), Trad Beatty (Georgia Tech), Christian Braswell (Rutgers), Linwood Crump (Colorado State), Re'Mahn Davis (Vanderbilt), Arnold Ebiketie (Penn State), Ifeanyi Maijeh (Rutgers), Isaiah Graham-Mobley (Boston College), Aaron Jarman (East Carolina), Will Mobley (Minnesota), David Nwaogwugwu (Rutgers), Nick Picozzi (Colorado State), Vincent Picozzi (Colorado State), Anthony Russo (Michigan State), Griffin Sestili (Western Carolina), Matthew Vitale (7)

QUICK FACTS

School.....	Temple University
Location	Philadelphia, Pa.
Founded	1884
Enrollment	41,000
President	Dr. Jason Wingard
School Website	www.Temple.edu
Nickname	Owls
School Colors	Cherry (201C) & White
Athletics Website	www.OwlSports.com
Acting Director of Athletics	Fran Dunphy
Conference	American Athletic
Website	www.theAmerican.org

FOOTBALL INFORMATION

Stadium	Lincoln Financial Field
Surface	Natural grass
Capacity	69,596
First Season of Football	1894
All-Time Record	478-596-52
Head Coach	Rod Carey (Indiana '93)
Career Record	61-41
2020 Record	1-6 overall
American Conference Record (finish)	1-6 (10th)
Offensive Alignment	Pro Style
Defensive Alignment	4-3

COACHING STAFF

Rod Carey	Head Coach
Jeff Knowles	Defensive Coord./Linebackers
Mike Uremovich	Offensive Coordinator/TEs
Brett Diersen	Special Teams Coordinator/BUBOs
Gabe Infante	RBs/Recruiting Coordinator
Jake Landry	Quarterbacks
Melvin Rice	Cornerbacks
Walter Stewart	Defensive Line
Joe Tripodi	Offensive Line
Thad Ward	Pass Game Coord./Wide Receivers
Tyler Yelk	Safeties
Steve Crutchley	Offensive Analyst
Salim Powell	Defensive Analyst
Dan Sabock	Assoc. Special Teams Coord. & Def. Analyst
Xavier Garcia	Graduate Assistant - Defense
Ray Holmes	Graduate Assistant - Offense
Caden Murphy	Graduate Assistant - Defense
Luke Shively	Graduate Assistant - Offense
Nadia Harvin	Exec. Asst. to HFC

Academics

Shahbaz Ahmed	Academic Advisor
Irie Long	Academic Advisor
Jovahn Fander	Academic Advisor
Reid Vanderlinden	Academic Advisor

Athletic Trainers

Al Bellamy	Director of Athletic Training
Ryan Anderson	Assistant Athletic Trainer
Victor Szvanki	Assistant Athletic Trainer
Zac White	Assistant Athletic Trainer

Compliance

Kristy Bannon Sromovsky	Sr Assoc AD of Compliance & Student-Athlete Affairs
Keith Holt	Director of Compliance & Student-Athlete Affairs

Communications

Rich Burg	Asst. AD - Football Communications
Zach Sterrett	Communications Assistant

Equipment

Paige Shinberg	Head Equipment Manager
----------------------	------------------------

Operations

Matt Lipman	Asst. AD/Chief of Staff
Aaron Christner	Director of Football Operations
Dave Gerson	Asst. Director of Football Operations
James Mahan	Graduate Assistant

Recruiting

Kiera Miller	Director of Player Development
Preston Brown	Director of Player Personnel
Zach Gold	Director of Player Personnel
Kris Smith	Asst. Director of Player Personnel
Katie Joiner	Director of On-Campus Recruiting

Strength & Conditioning

Brad Ohrt	Head Strength & Conditioning
Matt Jacobs	Asst. Strength & Conditioning Coach
Jacob Ricketts	Asst. Strength & Conditioning Coach
Aidan Riley	Graduate Assistant

Video

Chris Jann	Video Coordinator
Bobby O'Hara	Director of Creative Video

TEMPLE OWLS ALPHABETICAL ROSTER

No	Name.....	Pos	Ht	Wt	Elig	Ltr	Hometown / High School / Last School
30	John Adams	WR	6-2	175	*Fr	-	Deptford, NJ / Deptford
15	Amad Anderson Jr.....	WR	5-11	175	So	-	Staten Island, NY / Curtis / Purdue
90	Nick Bags.....	DT	6-3	300	Fr	1L	Staten Island, NY / Tottenville
80	Zae Baines.....	WR	6-2	175	Fr	-	Roanoke, VA / North Cross School
10	Jose Barbon.....	WR	6-0	185	r-So	2L	Lancaster, PA / Conestoga Valley
38	Ali Barkley.....	RB	6-1	220	*Fr	-	Whitehall, PA / Whitehall / Cheshire Acad.
49	Adam Barry.....	P	6-6	225	Jr	2L	Prospect, KY/OldhamCounty/Independence CC
47	Rory Bell.....	K	5-9	185	Fr	1L	Wilmington, OH / Wilmington
43	Liam Besecker.....	TE	6-3	215	*Fr	-	Lancaster, PA / Lancaster Catholic
22	Trey Blair.....	RB	5-11	210	Fr	1L	Havertown, PA / Haverford Senior
5	Jadan Blue.....	WR	6-0	190	r-Jr	2L	Randallstown, MD / Peddie
21	RaVon Bonner.....	RB	5-11	220	r-Jr	-	Cincinnati, OH / Sycamore / Illinois
69	Evan Boozer.....	DE	6-4	260	r-So	1L	Hunt Valley, MD / Loyola Blakefield
92	Noah Botsford.....	P/K	6-3	200	*Fr	-	Ft. Lauderdale, FL/ St. Thomas Aquinas
84	Naz Burnett.....	WR	6-0	165	r-Fr	-	Harrisburg, PA / Bishop McDevitt / Ga. Tech
20	Elijah Clark.....	CB	6-3	195	r-So	2L	Sayreville, NJ / Sayreville
93	Dyshier Clary.....	DE	6-2	245	Fr	-	East Camden, NJ / Woodrow Wilson
24	Iverson Clement.....	RB	5-11	195	r-So	-	Mt. Holly, NJ / Rancocas Valley / Florida
86	Jaden Coffen.....	WR	6-2	200	*Fr	-	Bowie, MD / St. Albans
89	Malik Cooper.....	WR	5-9	175	*Fr	-	Philadelphia, PA / St. Joseph's Prep
27	Corey Cuascut-Palmer.....	SAF	6-0	185	*Fr	-	Camden, NJ / Camden
35	DeJuan Dandridge.....	SAF	6-1	190	r-Jr	-	Darby Twp., PA / St. Joe's Prep / Robert Morris
73	Sam Davis.....	OL	6-3	275	Fr	-	Geneva, OH / Geneva
45	Marcus Day.....	TE	6-4	235	*Fr	-	Altoona, PA / Altoona
87	James Della Pesca.....	TE	6-3	250	Fr	1L	River Vale, NJ / Pascack Valley
33	Kyle Dobbins.....	RB	5-10	200	r-So	1L	Sicklerville, NJ / Timber Creek
71	Jermaine Donaldson.....	OL	6-4	300	r-Fr	-	Voorhees, NJ / Eastern Regional
17	Matt Duncan.....	QB	6-2	215	Fr	-	Summerville, SC / Ashley Ridge
83	Kwesi Evans.....	WR	6-3	210	r-Fr	1L	Baltimore, MD / St. Frances Academy
50	Jon Fagley.....	OL	6-3	270	*Fr	-	Philadelphia, PA / Neumann-Goretti
61	Luke Foster.....	OL	6-3	285	r-Jr	-	Easley, SC / Easley / Presbyterian
88	De'Von Fox.....	WR	6-0	180	r-Fr	1L	Maple Heights, OH / Maple Heights
46	Sam Fraley.....	LS	6-2	230	Jr	-	Redwood City, CA / Sequoia / Foothill College
96	Ron Gaines III.....	LS	6-5	235	r-So	2L	Chicago, IL / Simeon
47	Samir Gardner.....	SAF	6-1	205	Fr	-	Philadelphia, PA / The Haverford School
32	Andrew Garwo.....	CB	6-0	180	*Fr	-	Levittown, PA / Conwell-Egan
40	Magnus Geers.....	TE	6-4	245	Fr	-	Zurich, Switzerland / LaSalle College
48	Gabriel Gelves.....	SAF	5-9	195	r-So	-	Merrick, NY / Holy Trinity
91	Xach Gill.....	DT	6-5	295	r-Jr	-	Wake Forest, NC / Wake Forest / UNC
28	M.J. Griffin.....	SAF	6-1	200	r-Fr	1L	Ypsilanti, MI / Saline
91	Liam Hart.....	K	5-10	190	Jr	-	Lancaster, PA / Penn Manor
43	Daiaaen Hawkins.....	CB	6-1	190	Fr	-	West Philadelphia, PA / The Haverford School
53	Shane Hogarth.....	DT	6-3	265	r-Jr	-	Downingtown, PA / Downingtown East
52	Joseph Hooper.....	OL	6-3	300	Sr	2L	Waimea, HI / Kameahemha / Butler CC (KS)
45	Lamumba Howard Jr.....	LB	6-0	225	Fr	-	Washington, DC / St. Stephens
36	Joshua Irvin.....	CB	5-9	175	r-Fr	-	Middlesex, NJ / Immaculata
30	Audley Isaacs.....	LB	6-1	220	r-Jr	3L	Philadelphia, PA / Valley Forge Military
35	Coleman Jeffcoat.....	TE	6-4	220	*Fr	-	Charlotte, NC / Mallard Creek
22	Jeremy Jennings.....	CB	5-10	170	r-Jr	1L	Downingtown, PA / Downingtown East
34	Thomas Joe-Kamara.....	BUBO	6-1	215	r-Fr	-	Dayton, NJ / South Brunswick
21	Freddie Johnson.....	CB	6-10	190	Gr	4L	Ft. Myers, FL / Ft. Myers
70	Keshawn Jones.....	OL	6-5	290	*Fr	-	Centralia, IL / Centralia
0	Randle Jones.....	WR	6-0	195	Gr	3L	Miami, FL / Miami Beach Senior
13	Layton Jordan.....	DE	6-2	235	r-So	2L	McKeesport, PA / McKeesport
59	Balansama Kamara.....	DE	6-4	240	*Fr	-	Philadelphia, PA / Central
44	Travon King.....	DE	6-3	225	r-So	1L	Camden, NJ / Woodrow Wilson
74	Adam Klein.....	OL	6-5	290	Jr	3L	Springfield, PA / Episcopal Academy
4	William Kwenkeu.....	LB	6-1	235	Gr	4L	Waldorf, MD / St. Charles
95	Jordan Laudato.....	DE	6-4	255	*Fr	-	West Chester, PA / Henderson
13	Justin Lynch.....	QB	6-1	210	*Fr	-	Chicago, IL / Mount Carmel
23	Jordan Magee.....	LB	6-3	225	r-Fr	1L	Dover, DE / Dover
17	Jerquavion Mahone.....	DT	6-4	285	r-So	-	Jordan City, GA / Manchester / Kentucky
82	David Martin-Robinson.....	TE	6-4	255	r-So	2L	Landisville, PA / Hempfield

No	Name.....	Pos	Ht	Wt	Elig	Ltr	Hometown / High School / Last School
15	Ty Mason.....	CB	5-10	165	r-Jr	2L	Silver Spring, MD / James Hubert Blake
18	D'Wan Mathis.....	QB	6-6	205	r-Fr	-	Oak Park, MI / Oak Park / Georgia
97	Sylvester Mathis.....	DE	6-5	240	r-Fr	-	John's Creek, GA / Centennial / Morehead St.
42	Muheem McCargo.....	BUBO	5-10	210	Fr	1L	Camden, NJ / Woodrow Wilson
29	Jalen McMurray.....	CB	6-0	175	*Fr	-	Upper Marlboro, MD / Gonzaga College HS
11	Re-al Mitchell.....	QB	6-0	210	r-So	1L	Eastvale, CA / St. John Bosco / Iowa State
26	Chauncey Moore.....	SAF	6-0	215	r-So	2L	Washington, DC / Friendship Collegiate Acad.
63	Isaac Moore.....	OL	6-7	305	Jr	3L	Orebro, Sweden / Thoren Business
99	Demerick Morris.....	DT	6-3	300	Fr	-	Chicago, IL / Phillips Academy
41	Mathenge Mwangi.....	CB	6-2	180	Fr	-	Villanova, PA / The Haverford School
25	Onasis Neely.....	RB	6-0	220	r-Fr	1L	Enola, PA / East Pennsboro
57	Michael Niese.....	OL	6-5	295	Gr	1L	Chesterfield, MO / St. Louis Univ. HS / Dayton
37	Connor Noble.....	TE	6-1	240	*Fr	-	Exton, PA / Downingtown East
56	Jimto Obidegwu.....	OL	6-6	300	*Fr	-	Brandywine, MD / Archbishop Carroll
25	Alex Odom.....	SAF	6-0	205	Fr	1L	Swedesboro, NJ / Kingsway
37	Gage Panno.....	LB	6-0	220	r-So	1L	Mt. Laurel, NJ / Camden Catholic / Mercyhurst
24	Keyshawn Paul.....	CB	5-11	195	Jr	-	Miami, FL / Jackson / UConn
62	C.J. Perez.....	OL	6-2	295	Gr	1L	Shawnee, KS / St. Thomas Aquinas / NIU
19	T.J. Pergine.....	QB	6-0	205	r-So	-	Limerick, PA / Spring-Ford / Millersville
81	Darius Pittman.....	TE	6-3	255	r-Jr	1L	Gulfpport, MS / Saint Stanislaus / Purdue
79	Wisdom Quarshie.....	OL	6-3	310	r-So	-	Sicklerville, NJ / St. Joseph (Hammonont)
18	Kwantel Raines.....	BUBO	6-3	210	r-So	-	Aliquippa, PA / Aliquippa / West Virginia
12	Kadas Reams.....	WR	6-2	185	r-So	1L	New Brunswick, NJ / New Brunswick / Milford
44	Ryan Reeder.....	WR	5-11	180	r-Fr	-	Philadelphia, PA / Roman Catholic
39	George Reid.....	LB	6-2	220	Gr	3L	Glenside, PA / Abington
31	Yvandy Rigby.....	LB	6-2	230	r-Fr	-	Egg Harbor Twp, NJ/Eagg Harbor Twp/Milford Acad.
98	Kevin Robertson.....	DT	6-2	290	Sr	2L	Takoma Park, MD / Blair / Fullerton College
92	Will Rodgers.....	DE	6-4	255	Sr	-	Saginaw, MI / Valor / Washington State
76	Richard Rodriguez.....	OL	6-5	300	So	-	Spencer, IA / Spencer / Iowa Central CC
19	Cameron Ruiz.....	CB	5-11	185	r-Jr	-	Lake Villa, IL / Lakes Community / Northwestern
28	Tayvon Ruley.....	RB	6-0	215	Gr	1L	Darby, PA / Penn Wood / Valley Forge Military
41	Bobby Salla.....	SAF	6-0	200	*Fr	-	Hollywood, FL / American Heritage
51	Jalen Satchell.....	DT	6-2	270	*Fr	-	Long Island, NY / The Avalon School
23	Edward Saydee.....	RB	5-11	215	r-Fr	1L	Philadelphia, PA / William Penn Charter
49	Zach Schneider.....	LB	6-1	210	*Fr	-	Woolwich Township, NJ / Kingsway
54	Jacoby Sharpe.....	DT	6-3	285	r-Fr	-	Sugar Hill, GA / Lanier
52	Nate Slutzky.....	LB	5-10	195	*Fr	-	Bel Air, MD / Mount St. Joseph
19	Jordan Smith.....	WR	6-5	225	r-So	2L	Ft. Lauderdale, FL / Western
14	Ronnie Stevenson.....	WR	6-5	215	r-So	1L	McKees Rocks, PA / Montour
78	Victor Stoffel.....	OL	6-8	290	r-Fr	-	Stockholm, Sweden / Kungstens Gymnasiet
72	Bryce Thoman.....	OL	6-4	280	Fr	-	Harrisburg, PA / Central Dauphin
55	Chevez Trask.....	OL	6-4	270	Fr	-	Chicago, IL / Evans
58	Lancine Turay.....	DT	6-6	270	r-So	-	Newark, NJ / Irvington / UNC
3	Amir Tyler.....	SAF	6-0	205	Gr	3L	Lakewood, NJ / Lakewood
16	Mariano Valenti.....	QB	6-1	210	r-Fr	-	Rochester, MI / St. Thomas Aquinas / NIU
50	Darian Varner.....	DT	6-2	285	Fr	-	Norfolk, VA / Maury
12	Manny Walker.....	DE	6-4	250	Gr	1L	Holly Hill, SC / Lake Marion / Wake Forest
38	Jalen Ware.....	SAF	6-0	180	r-Jr	1L	Starkville, MS / Starkville / Copiah-Lincoln CC
46	Garrett Williams.....	CB	5-11	190	Fr	1L	Suffolk, VA / King's Fork
60	Ryan Williams.....	OL	6-2	275	*Fr	-	Towson, MD / Calvert Hall College HS
11	Kobe Wilson.....	LB	6-0	215	Fr	1L	Snellville, GA / Parkview
16	DaeSean Winston.....	SAF	6-2	205	Jr	2L	Edgewood, MD / Archbishop Spalding
40	D.J. Woodbury.....	LB	6-2	220	Fr	-	Burlington City, NJ / Burlington City
14	Nate Wyatt.....	CB	6-1	195	r-Fr	-	Somerset, NJ / St. Joseph (Metuchen)
94	Tyreke Young.....	DE	6-3	235	r-So	-	Hilton Head, SC / Hilton Head
75	Miles Zeitek.....	OL	6-6	295	Fr	-	Germany/Georg-Christoph-Lichtenberg-Schule

Summer Enrollees

33	JaySun Carroll.....	SAF	6-2	185	*Fr	-	Powhatan, VA / Powhatan
----	---------------------	-----	-----	-----	-----	---	-------------------------

*Fr - indicates first-year True Freshman

PRO-NUN-SEE-AY-SHUNS

Coaches
Brad Ohrt.....ORT
Dan Sabock.....SAY-bock
Joe Tripodi.....trip-OH-dee
Mike Uremovich.....you-REM-oh-vitch

Players
Amad Anderson Jr.....ah-mod
Zae Baines.....ZAY
Ali Barkley.....al-ee
RaVon Bonner.....RAY-von
Dyshier Clary.....dye-sheer
DeJuan Dandridge.....dah-WON
Kwesi Evans.....QWAY-see
De'Von Fox.....da-vahn
Samir Gardner.....sah-meer

Gabriel Gelves.....gabe gell-vez
Xach Gill.....zack
Daiaaen Hawkins.....day-on
Lamumba Howard.....LA-muum-ba
Keshawn Jones.....KEY-shawn
William Kwenkeu.....kwen-koo
D'Wan Mathis.....dah-won
Re-al Mitchell.....ree-AL
Demerick Morris.....de-MER-ick
Mathenge Mwangi.....ma-theng-ay ma-wan-gee
Gage Panno.....gauge PAN-noh
Wisdom Quarshie.....KWAR-shee
Kadas Reams.....KAY-diss
Yvandy Rigby.....EE-van-dee
Tayvon Ruley.....TAY-von

Victor Soffel.....STOW-fel
Bryce Thoman.....thoh-man
Chevez Trask.....chev-vee
Lancine Turay.....lah-SIN-eh tuh-ray
Amir Tyler.....AY-meer
DaeSean Winston.....DAY-shuan
Tyreke Young.....TIE-reek
Miles Zeitek.....

NUMERICAL ROSTER

No	Name	Pos	No	Name	Pos
0	Randle Jones.....	WR	44	Travon King	DE
3	Amir Tyler.....	SAF	45	Marcus Day	TE
4	William Kwenkeu.....	LB	45	Lamumba Howard.....	LB
5	Jadan Blue	WR	46	Garrett Williams.....	CB
10	Jose Barbon.....	WR	46	Sam Fraley.....	LS
11	Re-al Mitchell.....	QB	47	Samir Gardner	SAF
11	Kobe Wilson.....	LB	47	Rory Bell.....	K
12	Kadas Reams.....	WR	48	Gabriel Gelves.....	SAF
12	Manny Walker.....	DE	49	Zach Schneider.....	LB
13	Justin Lynch.....	QB	49	Adam Barry	P
13	Layton Jordan.....	DE	50	Jon Fagley.....	OL
14	Ronnie Stevenson.....	WR	50	Darian Varner.....	DT
14	Nate Wyatt.....	CB	51	Jalen Satchell	DT
15	Amad Anderson.....	WR	52	Joseph Hooper.....	OL
15	Ty Mason.....	CB	52	Nate Slutzky.....	LB
16	Mariano Valenti.....	QB	53	Shane Hogarth.....	DL
16	DaeSean Winston.....	SAF	54	Jacoby Sharpe	DT
17	Matt Duncan.....	QB	55	Chevez Trask.....	OL
17	Jerquavon Mahone.....	DT	56	Jimto Obidegwu.....	OL
18	D'Wan Mathis.....	QB	57	Michael Niese.....	OL
18	Kwantel Raines.....	BUBO	58	Lancine Turay	DT
19	T.J. Pergine.....	QB	59	Balansama Kamara	DE
19	Jordan Smith.....	WR	60	Ryan Williams.....	OL
19	Cameron Ruiz.....	CB	61	Luke Foster	OL
20	Elijah Clark.....	CB	62	C.J. Perez.....	OL
21	Ra'Von Bonner.....	RB	63	Isaac Moore	OL
21	Freddie Johnson.....	CB	69	Evan Booser.....	DE
22	Trey Blair.....	RB	70	Keshaun Jones.....	OL
22	Jeremy Jennings.....	CB	71	Jermaine Donaldson	OL
23	Edward Saydee.....	RB	72	Bryce Thoman.....	OL
23	Jordan Magee.....	LB	73	Sam Davis.....	OL
24	Iverson Clement.....	RB	74	Adam Klein.....	OL
24	Keyshawn Paul.....	CB	75	Miles Zeitek.....	OL
25	Onasis Neely	RB	76	Richard Rodriguez.....	OL
25	Alex Odom.....	SAF	78	Victor Stoffel.....	OL
26	Chancey Moore.....	SAF	79	Wisdom Quarshie.....	OL
27	C.Cuascut-Palmer.....	SAF	80	Zae Baines.....	WR
28	Tayvon Ruley	RB	81	Darius Pittman.....	TE
28	M.J. Griffin.....	SAF	82	David Martin-Robinson.....	TE
29	Jalen McMurray.....	CB	83	Kwesi Evans.....	WR
30	John Adams.....	WR	84	Naz Burnett.....	WR
30	Audley Isaacs.....	LB	86	Jaden Coffen.....	WR
31	Yvandy Rigby.....	LB	87	James Della Pesca.....	TE
32	Andrew Garwo.....	CB	88	De'Von Fox.....	WR
33	Kyle Dobbins.....	RB	89	Malik Cooper.....	WR
33	JaySun Carroll.....	SAF	90	Nick Bags.....	DT
34	T.Joe-Kamara.....	BUBO	91	Xach Gill.....	DT
35	Coleman Jeffcoat.....	TE	91	Liam Hart	K
35	DeJuan Dandridge.....	SAF	92	Will Rodgers.....	DE
36	Joshua Irvin.....	CB	92	Noah Botsford.....	P/K
37	Conner Noble.....	TE	93	Dyshier Clary.....	DE
37	Gage Panno.....	LB	94	Tyreke Young.....	DE
38	Ali Barkley.....	RB	95	Jordan Laudato.....	DE
38	Jalen Ware.....	SAF	96	Ron Gaines.....	LS
39	George Reid.....	LB	97	Sylvester Mathis.....	DE
40	Magnus Geers.....	TE	98	Kevin Robertson.....	DT
40	D.J. Woodbury.....	LB	99	Demerick Morris.....	DT
41	Mathenge Mwangi.....	CB			
41	Bobby Salla.....	SAF			
42	Muheem McCargo.....	BUBO			
43	Liam Besecker.....	TE			
43	Daiyaan Hawkins.....	CB			
44	Ryan Reeder	WR			

ROSTER BY CLASS

Graduates (11)	Travon King	Samir Gardner
Audley Isaacs	D.Martin-Robinson	Magnus Geers
Freddie Johnson	Jerquavon Mahone	Daiyaan Hawkins
Randle Jones	Re-al Mitchell	Lamumba Howard
William Kwenkeu	Chauncey Moore	Muheem McCargo
Isaac Moore	Gage Panno	Demerick Morris
Michale Niese	T.J. Pergine	Mathenge Mwangi
C.J. Perez	Kwantel Raines	Alex Odom
George Reid	Kadas Reams	Bryce Thoman
Tayvon Ruley	Richard Rodriguez	Chevez Trask
Amir Tyler	Jordan Smith	Darian Varner
Manny Walker	R.Stevenson	Garrett Williams
	Lancine Turay	Kobe Wilson
	Tyreke Young	D.J. Woodbury
		Miles Zeitek
Seniors (3)	Sophomores (1)	True Freshmen (24)
Joseph Hooper	Amad Anderson	John Adams
Kevin Robertson		Ali Barkley
Will Rodgers		Liam Besecker
		Noah Botsford
RS-Juniors (12)	RS-Freshmen (19)	JaySun Carroll
Jadan Blue	Naz Burnett	Jaden Coffen
Ra'Von Bonner	J.Donaldson	Malik Cooper
DeJuan Dandridge	Kwesi Evans	C.Cuascut-Palmer
Luke Foster	De'Von Fox	Marcus Day
Xach Gill	M.J. Griffin	Jon Fagley
Shane Hogarth	Joshua Irvin	Andrew Garwo
Jeremy Jennings	T.Joe-Kamara	Coleman Jeffcoat
Ty Mason	Jordan Magee	Keshaun Jones
Keyshawn Paul	D'Wan Mathis	Justin Lynch
Darius Pittman	Sylvester Mathis	Balansama Kamara
Cameron Ruiz	Onasis Neely	Jordan Laudato
Jalen Ware	Ryan Reeder	Justin Lynch
	Yvandy Rigby	Jalen McMurray
Juniors (5)	Wisdom Quarshie	Connor Noble
Adam Barry	Edward Saydee	Jimto Obidegwu
Sam Fraley	Jacoby Sharpe	Bobby Salla
Liam Hart	Victor Stoffel	Jalen Satchell
Adam Klein	Mariano Valenti	Zach Schneider
DaeSean Winston	Nate Wyatt	Nate Slutzky
		Ryan Williams
RS-Sophs. (22)	Freshmen (23)	
Jose Barbon	Nick Bags	
Evan Booser	Zae Baines	
Elijah Clark	Rory Bell	
Iverson Clement	Trey Blair	
Kyle Dobbins	Dyshier Clary	
Ron Gaines	Sam Davis	
Gabriel Gelves	James Della Pesca	
Layton Jordan	Matt Duncan	

GEOGRAPHICAL ROSTER

Germany (1)	Jalen McMurray	De'Von Fox
Miles Zeitek	Jimto Obidegwu	South Carolina (4)
	Kevin Robertson	Matt Duncan
Sweden (2)	Nate Slutzky	Luke Foster
Isaac Moore	Ryan Williams	Manny Walker
Victor Stoffel	DaeSean Winston	Tyreke Young
Switzerland (1)	Michigan (4)	Virginia (4)
Magnus Geers	M.J. Griffin	Zae Baines
	D'Wan Mathis	JaySun Carroll
California (2)	Will Rodgers	Darian Varner
Sam Fraley	Mariano Valenti	Garrett Williams
Re-al Mitchell		
	Mississippi (2)	Washington DC (2)
Delaware (1)	Darius Pittman	Lamumba Howard
Jordan Magee	Jalen Ware	Chauncey Moore
Florida (6)	Missouri (1)	Pennsylvania (32)
Noah Botsford	Michael Niese	Jose Barbon
Freddie Johnson		Ali Barkley
Randle Jones	New York (4)	Liam Besecker
Keyshawn Paul	Amad Anderson	Trey Blair
Bobby Salla	Nick Bags	Naz Burnett
Jordan Smith	Gabriel Gelves	Malik Cooper
	Jalen Satchell	DeJuan Dandridge
Georgia (4)	New Jersey (22)	Marcus Day
Jerquavon Mahone	John Adams	Jon Fagley
Sylvester Mathis	Elijah Clark	Samir Gardner
Jacoby Sharpe	Dyshier Clary	Andrew Garwo
Kobe Wilson	Iverson Clement	Liam Hart
	C.Cuascut-Palmer	Daiyaan Hawkins
Hawaii (1)	James Della Pesca	Shane Hogarth
Joseph Hooper	Kyle Dobbins	Audley Isaacs
	J.Donaldson	Jeremy Jennings
Illinois (6)	Joshua Irvin	Layton Jordan
Ron Gaines	T.Joe-Kamara	Balansama Kamara
Keshaun Jones	Travon King	Adam Klein
Justin Lynch	Muheem McCargo	Jordan Laudato
Demerick Morris	Alex Odom	D.Martin-Robinson
Cameron Ruiz	Gage Panno	Mathenge Mwangi
Chevez Trask	Wisdom Quarshie	Onasis Neely
	Kadas Reams	Connor Noble
Iowa (1)	Yvandy Rigby	T.J. Pergine
Richard Rodriguez	Zach Schneider	Kwantel Raines
	Lancine Turay	Ryan Reeder
Kansas (1)	Amir Tyler	George Reid
C.J. Perez	D.J. Woodbury	Tayvon Ruley
	Nate Wyatt	Edward Saydee
Kentucky (1)	North Carolina (2)	R.Stevenson
Adam Barry	Xach Gill	Bryce Thoman
	Coleman Jeffcoat	
Maryland (12)	Ohio (4)	(players in cherry are from Philadelphia)
Jadan Blue	Rory Bell	
Evan Booser	Ra'Von Bonner	
Jaden Coffen	Sam Davis	
Kwesi Evans		
William Kwenkeu		
Ty Mason		

NAME GAME

Adam (2)	Jon/John (2)	Liam (2)	Ryan (2)	Xach/Zach (2)
Barry, Klein	John Adams	Besecker, Hart	Reeder, Williams	Gill, Schneider
	Jon Fagley			
Jadan (2)	Jordan (2)	Nate (2)	Sam (2)	
Blue, Coffen	Laudato, Magee	Slutzky, Wyatt	Davis, Fraley	
Jalen (3)	Keyshawn/	Ron (3)	William (2)	
McMurray,	Keyshaun (2)	Gaines, Ross,	Kwenkeu,	
Satchell, Ware	Paul, Jones	Stevenson	Rodgers	

SCHOOL PRIDE

These players attended the same school before coming to Temple:	PREP SCHOOL	COLLEGE
	Milford	UNC
	Kadas Reams	Xach Gill
	Yvandy Rigby	Lancine Turay
		Purdue
Haverford School		Amad Anderson
Samir Gardner		Darius Pittman
Daiyaan Hawkins		
Mathenge Mwangi		
St. Joseph's Prep		
Malik Cooper		
DeJuan Dandridge		
St. Thomas Aquinas		
Noah Botsford		
Mariano Valenti		
Woodrow Wilson		
Dyshier Clary		
Travon King		
Muheem McCargo		

LETTERWINNERS

Four-Time (2)	Two-Time (13)	One-Time (29)	Darius Pittman
Freddie Johnson	Jose Barbon	Nick Bags	Wisdom Quarshie
William Kwenkeu	Adam Barry	Rory Bell	Kadas Reams
	Jadan Blue	Trey Blair	Tayvon Ruley
	Elijah Clark	Evan Booser	Edward Saydee
	Ron Gaines	James Della Pesca	Ronnie Stevenson
	Joseph Hooper	Kyle Dobbin	Manny Walker
	Layton Jordan	Kwesi Evans	Jalen Ware
	Ty Mason	De'Von Fox	Garrett Williams
	D.Martin-Robinson	M.J. Griffin	Kobe Wilson
	Chauncey Moore	Jeremy Jennings	
	Kevin Robertson	Travon King	
	Jordan Smith	Jordan Magee	
	DaeSean Winston	Muheem McCargo	
		Re-al Mitchell	
		Onasis Neely	
		Michael Niese	
		Alex Odom	
		Gage Panno	
		C.J. Perez	



CAREER STATISTICS



RUSHING	GP	Att	Gain	Ls	Net	Avg	TD	Lg	Avg/G
BONNER,Ra'Von	29	204	860	38	822	4.0	10	33	28.3
RULEY,Tayvon	16	97	451	18	443	4.6	2	30	22.7
MITCHELL,Re-al	9	45	228	14	214	4.8	1	29	23.8
CLEMENT,Iverson	13	12	95	1	94	7.8	0	41	7.2
JENNINGS,Jeremy	15	16	94	6	88	5.5	0	43	6.3
SAYDEE,Edward	11	21	73	4	69	3.3	0	14	6.3
DOBBINS,Kyle	6	16	67	2	65	4.1	0	16	10.8
NEELY,Onasis	5	20	68	5	63	3.2	1	10	12.6
BLUE,Jadan	26	10	41	0	41	4.1	0	7	1.6
MATHIS,D'Wan	4	18	60	43	17	0.9	0	17	4.2
JOHNSON,Freddie	41	1	17	0	17	17.0	0	17	0.4
JONES,Randle	41	7	23	8	15	2.1	0	10	0.4
GRAY,Kamal	1	2	13	0	13	6.5	0	10	13.0
ANDERSON,Amad	17	1	8	0	8	8.0	0	8	0.5
BARBON,Jose	18	1	8	0	8	8.0	0	8	0.4
DUNCAN,Matt	1	4	10	5	5	1.2	0	8	5.0

PASSING	G	Eff	C-A-I	Pct	Yds	TD	Lg	Avg/G
MITCHELL,Re-al	9	92.44	28-56-2	50.0	252	2	26	28.0
GRAY,Kamal	1	66.57	10-21-2	47.6	95	0	30	95.0
MATHIS,D'Wan	4	55.92	12-30-3	40.0	89	1	25	22.2
BARRY,Adam	20	100.00	1-1-0	100.0	0	0	0	0.0
DUNCAN,Matt	1	0.00	0-2-0	0.0	0	0	0	0.0

RECEIVING	G	No.	Yds	Avg	TD	Lg	Avg/G
BLUE,Jadan	26	139	1487	10.7	9	79	57.2
JONES,Randle	41	69	1041	15.1	7	75	25.4
ANDERSON,Amad	17	36	362	10.1	3	54	10.1
BARBON,Jose	18	26	250	9.6	0	41	13.9
JOHNSON,Freddie	41	12	188	15.7	1	44	4.6
MARTIN-ROBINSON,David	21	17	213	12.5	0	35	10.1
BONNER,Ra'Von	29	9	83	9.2	1	28	2.9
FOX,De'Von	5	7	53	7.6	0	11	10.6
RULEY,Tayvon	16	5	37	7.4	0	29	2.3
PITTMAN,Darius	27	4	43	10.8	0	18	1.6
REAMS,Kadas	16	3	19	6.3	0	9	1.2
JENNINGS,Jeremy	15	1	6	6.0	0	6	0.4
STEVENSON,Ronnie	11	1	4	4.0	0	4	0.4
DOBBINS,Kyle	6	1	3	3.0	0	3	0.5
MITCHELL,Re-al	6	1	3	3.0	0	3	0.5

INTERCEPTIONS	No.	Yds	Avg	TD	Long
MAGEE,Jordan	1	45	45.0	0	45
MASON,Ty	1	36	36.0	1	36
PAUL,Keyshawn	1	24	24.0	0	24
WALKER,Manny	1	3	3.0	0	3
CLARK,Elijah	1	0	0.0	0	0
RUIZ,Cameron	1	0	0.0	0	0

FUMBLE RETURNS	No.	Yds	Avg	TD	Long
TYLER,Amir	2	13	6.5	0	13
ISAACS,Audley	1	38	38.0	0	38
REID,George	1	12	12.0	0	12
GILL,Xach	1	0	0.0	0	0
RUIZ,Cameron	1	0	0.0	0	0

PUNT RETURNS	No.	Yds	Avg	TD	Long
RUIZ,Cameron	1	15	15.0	0	15
ANDERSON,Amad	1	7	7.0	0	7
JENNINGS,Jeremy	1	1	1.0	0	1
JOHNSON,Freddie	1	-2	-2.0	0	0
MASON,Ty	0	0	0.0	1	0

KICK RETURNS	No.	Yds	Avg	TD	Long
BLUE,Jadan	17	336	19.8	0	31
JONES,Randle	9	181	20.1	0	26
JOHNSON,Freddie	7	149	21.3	0	40
PITTMAN,Darius	2	16	8.0	0	16
ANDERSON,Amad	1	21	21.0	0	21
FOX,De'Von	1	10	10.0	0	10
ISAACS,Audley	1	0	0.0	0	0

ALL PURPOSE	G	Rush	Rec	PR	KOR	IR	FR	Tot	Avg/G
BLUE,Jadan	26	41	1487	0	336	0	0	1864	71.7
JONES,Randle	41	15	1041	0	181	0	0	1237	30.2
BONNER,Ra'Von	29	822	83	0	0	0	0	905	31.2
RULEY,Tayvon	16	433	37	0	0	0	0	470	29.4
ANDERSON,Amad	17	8	362	7	21	0	0	398	23.4
JOHNSON,Freddie	41	17	188	-2	149	0	0	352	8.6
BARBON,Jose	18	8	250	0	0	0	0	258	14.3
MITCHELL,Re-al	9	214	0	0	0	0	0	214	23.8
MARTIN-ROBINSON,David	21	0	213	0	0	0	0	213	10.1
JENNINGS,Jeremy	15	88	6	1	0	0	0	95	6.3
CLEMENT,Iverson	13	94	0	0	0	0	0	94	7.2
SAYDEE,Edward	11	69	0	0	0	0	0	69	6.3
DOBBINS,Kyle	6	65	3	0	0	0	0	68	11.3
FOX,De'Von	5	0	53	0	10	0	0	63	12.6
NEELY,Onasis	5	63	0	0	0	0	0	63	12.6
MATHIS,D'Wan	4	60	0	0	0	0	0	60	15.0
PITTMAN,Darius	27	0	43	0	16	0	0	59	2.2
MAGEE,Jordan	9	0	0	0	0	45	0	45	5.0
ISAACS,Audley	27	0	0	0	0	0	38	38	1.4
MASON,Ty	25	0	0	0	0	36	0	36	1.4
PAUL,Keyshawn	23	0	0	0	0	24	0	24	1.0
REAMS,Kadas	16	0	19	0	0	0	0	19	1.2
RUIZ,Cameron	32	0	0	15	0	0	0	15	0.5
TYLER,Amir	28	0	0	0	0	0	13	13	0.5
GRAY,Kamal	1	13	0	0	0	0	0	13	13.0
REID,George	24	0	0	0	0	0	12	12	0.5
DUNCAN,Matt	1	5	0	0	0	0	0	5	5.0
STEVENSON,Ronnie	11	0	4	0	0	0	0	4	0.4
WALKER,Manny	28	0	0	0	0	3	0	3	0.1

TOTAL OFFENSE	G	Plays	Rush	Pass	Total	Avg/G
BONNER,Ra'Von	29	204	822	0	822	28.3
MITCHELL,Re-al	9	101	214	252	466	49.6
RULEY,Tayvon	16	97	433	0	433	27.1
GRAY,Kamal	1	23	13	95	108	108.0
MATHIS,D'Wan	4	48	17	89	106	26.5
CLEMENT,Iverson	13	12	94	0	94	7.2
JENNINGS,Jeremy	15	16	88	0	88	5.9
SAYDEE,Edward	11	21	69	0	69	6.3
DOBBINS,Kyle	6	16	65	0	65	10.8
NEELY,Onasis	5	20	63	0	63	12.6
BLUE,Jadan	27	10	41	0	41	1.5
JOHNSON,Freddie	41	1	17	0	17	0.4
JONES,Randle	41	7	15	0	15	0.4
BARBON,Jose	18	1	8	0	8	0.4
DUNCAN,Matt	1	6	5	0	5	5.0

SCORING	TD	FGs	Kck	Ru	Rc	Pa	DX	Saf	Pts
BONNER,Ra'Von	11	0-0	0-0	0-0	0	0-0	0	0	66
BLUE,Jadan	9	0-0	0-0	0-0	0	0-0	0	0	54
JONES,Randle	7	0-0	0-0	0-0	0	0-0	0	0	42
BELL,Rory	0	5-5	3-4	0-0	0	0-0	0	0	18
MASON,Ty	2	0-0	0-0	0-0	0	0-0	0	0	12
RULEY,Tayvon	2	0-0	0-0	0-0	0	0-0	0	0	12
JOHNSON,Freddie	1	0-0	0-0	0-0	0	0-0	0	0	6
NEELY,Onasis	1	0-0	0-0	0-0	0	0-0	0	0	6
MITCHELL,Re-al	1	0-0	0-0	0-0	0	0-0	0	0	6

FIELD GOALS	M-A	Pct	01-19	20-29	30-39	40-49	50-99	Lg	Blk
BELL,Rory	5-5	100.0	0-0	4-4	1-1	0-0	0-0	30	0

FG SEQUENCE
Temple: (0)(22)(26)(30,24)(28)

KICKOFFS	No.	Yds	Avg	TB	OB	Retn	Net	YdLn
BELL,Rory	17	984	57.9	2	5			

PUNTING	No.	Yds	Avg	Long	TB	FC	I20	50+	Blkd
BARRY,Adam	102	4104	40.2	62	4	24	34	11	0



CAREER STATISTICS



	DEFENSIVE LEADERS	GP	Tackles				TFL/Yds	Sacks- No-Yards	Pass Def			QBH	Fumbles			Blkd Kick	Saf
			Solo	Asst	Total				Int-Yds	BrUp			Rcv-Yds	FF			
4	KWENKEU,William	48	85	47	132	10.0-34		4.0-22			1	1	1-0	-	-	-	-
19	RUIZ,Cameron	32	71	22	93	5.5-30		2.0-20	1-0	13	-	-	1-0	2	1	-	-
3	TYLER,Amir	28	67	21	88	4.5-7		-	-	9	-	-	3-13	3	-	-	-
92	RODGERS,Will	34	26	27	53	13.5-60		8.0-46	-	-	-	-	-	-	-	-	-
24	PAUL,Keyshawn	23	26	16	42	2.5-4		0.0-0	1-24	3	-	-	-	-	-	-	-
21	JOHNSON,Freddie	41	28	13	41	1.0-2		-	-	1	-	-	1-0	-	-	-	-
12	WALKER,Manny	28	24	14	38	12.0-33		4.0-21	1-3	2	-	-	-	-	-	-	-
39	REID,George	24	28	7	35	4.5-15		1.0-9	-	1	-	-	1-12	-	-	-	-
16	WINSTON,DaeSean	23	20	6	26	1.0-2		-	-	-	-	-	1-0	-	-	-	-
30	ISAACS,Audley	27	13	13	26	-		-	-	-	-	-	1-38	-	-	-	-
28	GRIFFIN,M.J.	10	17	6	23	1.0-2		-	-	1	-	-	-	1	-	-	-
15	MASON,Ty	25	15	7	22	0.5-1		-	1-36	3	-	-	-	-	1	-	-
38	WARE,Jalen	7	13	9	22	0.5-1		-	-	1	-	-	-	-	-	-	-
91	GILL,Xach	25	9	8	17	2.5-7		2.0-6	-	1	-	-	1-0	-	-	-	-
31	RIGBY,Yvandy	6	12	3	15	-		-	-	-	-	-	-	-	-	-	-
25	ODOM,Alex	7	11	4	15	0.5-0		-	-	-	-	-	-	-	-	-	-
23	MAGEE,Jordan	9	9	6	15	1.5-2		-	1-45	-	-	-	1-0	-	-	-	-
11	WILSON,Kobe	5	9	4	13	2.0-4		-	-	2	-	-	-	1	-	-	-
26	MOORE,Chauncey	18	10	1	11	-		-	-	-	-	-	-	-	-	-	-
18	RAINES,Kwantel	7	6	4	10	-		-	-	-	-	-	-	1	-	-	-
69	BOOZER,Evan	7	4	6	10	2.0-9		1.0-8	-	-	1	-	1-0	-	1	-	-
13	JORDAN,Layton	19	4	4	8	1.0-7		1.0-7	-	-	1	-	-	1	-	-	-
0	JONES,Randle	41	5	-	5	-		-	-	-	-	-	-	-	-	-	-
98	ROBERTSON,Kevin	12	5	-	5	-		-	-	-	1	-	-	-	-	-	-
22	JENNINGS,Jeremy	15	3	2	5	-		-	-	-	-	-	-	-	-	-	-
44	KING,Travon	13	3	2	5	-		-	-	-	-	-	-	-	-	-	-
17	MAHONE,Jerquavion	8	3	2	5	2.5-11		1.0-10	-	-	-	-	-	-	-	-	-
20	CLARK,Elijah	15	4	-	4	-		-	1-0	-	-	-	-	-	-	-	-
22	BLAIR,Trey	4	3	1	4	-		-	-	-	-	-	-	-	-	-	-
49	BARRY,Adam	20	3	-	3	-		-	-	-	-	-	-	-	-	-	-
88	FOX,DeVon	5	3	-	3	-		-	-	-	-	-	-	-	-	-	-
34	JOE-KAMARA,Thomas	5	2	1	3	0.5-0		-	-	-	-	-	-	-	-	-	-
90	BAGS,Nick	3	1	2	3	-		-	-	-	-	-	-	-	-	-	-
45	HOWARD,Lamumba	3	2	-	2	-		-	-	-	-	-	-	-	-	-	-
57	NIESE,Michael	6	2	-	2	-		-	-	-	-	-	-	-	-	-	-
99	MORRIS,Demerrick	1	1	1	2	-		-	-	-	-	-	-	-	-	-	-
10	BARBON,Jose	18	1	-	1	-		-	-	-	-	-	-	-	-	-	-
47	BELL,Rory	5	1	-	1	-		-	-	-	-	-	-	-	-	-	-
24	CLEMENT,Iverson	13	1	-	1	-		-	-	-	-	-	-	-	-	-	-
87	DELLA PESCA,James	6	1	-	1	-		-	-	-	-	-	-	-	-	-	-
83	EVANS,Kwesi	7	1	-	1	-		-	-	-	-	-	-	-	-	-	-
53	HOGARTH,Shane	1	1	-	1	-		-	-	-	-	-	-	-	-	-	-
82	MARTIN-ROBINSON,David	21	1	-	1	-		-	-	-	-	-	-	-	-	-	-
63	MOORE,Isaac	33	1	-	1	-		-	-	-	-	-	-	-	-	-	-
25	NEELY,Onasis	5	1	-	1	-		-	-	-	-	-	-	-	-	-	-
46	WILLIAMS,Garrett	4	1	-	1	-		-	-	-	-	-	-	-	-	-	-
80	BAINES,Zae	3	-	1	1	-		-	-	-	-	-	-	-	-	-	-
37	PANNO,Gage	4	-	1	1	-		-	-	-	-	-	-	-	-	-	-
23	SAYDEE,Edward	11	-	1	1	-		-	-	-	-	-	-	-	-	-	-

#	Player	2016 GP-GS	2017 GP-GS	2018 GP-GS	2019 GP-GS	2020 GP-GS	Career GP-GS
4	Kwenkeu, William	13-0	13-1	11-0	4-0	7-7	48-8
0	Jones, Randle	9-0	12-0	11-4	4-0	5-3	41-7
21	Johnson, Freddie	2-0	12-0	10-0	13-2	4-1	41-3
57	Niese, Michael		^7-5	^11-11	^11-11	6-6	35-33
63	Moore, Isaac			13-2	13-13	7-5	33-20
92	Rodgers, Will		^7-0	^13-6	^12-10	^2-0	34-16
62	Perez, C.J.		^5-0	^11-11	^9-9	7-7	32-27
19	Ruiz, Cameron			^12-0	^11-9	^9-6	32-15
74	Klein, Adam			13-10	13-13	3-3	29-26
21	Bonner, RaVon		^6-3	^11-2	^12-0	-	29-5
49	Barry, Adam			^9-0	13-0	7-0	29-0
98	Robertson, Kevin		^9-0	^8-0	6-0	6-0	29-0
52	Hooper, Joseph			^12-12	10-4	6-4	28-20
3	Tyler, Amir	1-0	9-0	12-7	6-6	-	28-13
12	Walker, Manny			^11-0	^10-0	7-4	28-4
30	Isaacs, Audley			12-0	13-0	2-1	27-1
81	Pittman, Darius			^10-0	^13-0	4-1	27-1
5	Blue, Jadan			7-0	13-8	6-4	26-12
15	Mason, Ty			13-0	12-1	-	25-1
91	Gill, Xach			^2-0	^12-0	^11-0	25-0
38	Ware, Jalen			^8-0	^9-0	7-6	24-6
39	Reid, George			6-0	12-0	6-4	24-4
24	Paul, Keyshawn			^11-1	^12-10	-	23-11
16	Winston, DaeSean			10-0	13-1	-	23-1
82	Martin-Robinson, David			4-0	13-7	4-4	21-11
13	Jordan, Layton				12-0	7-0	19-0
10	Barbon, Jose				13-6	5-2	18-8
35	Dandridge, DeJuan		^7-3	^11-0	-	-	18-3
26	Moore, Chauncey				12-0	6-2	18-2
15	Anderson, Amad				^12-8	^5-3	17-11
	Rodriguez, Richard				^10-0	^7-0	17-0
96	Gaines, Ron				11-0	6-0	17-0
99	Smith, Jordan				11-0	6-0	17-0
28	Ruley, Tayvon				9-0	7-3	16-3
12	Reams, Kadas		2-0	9-0	5-0	-	16-0
20	Clark, Elijah				10-0	5-1	15-1
22	Jennings, Jeremy			5-0	10-0	-	15-0
	Foster, Luke			^3-1	^4-4	^7-7	14-12
24	Clement, Iverson			^2-0	^6-0	^5-0	13-0
46	Fraley, Sam			^6-0	^7-0	-	13-0
44	King, Travon				13-0	-	13-0
14	Stevenson, Ronnie				6-0	5-1	11-1
23	Saydee, Edward				4-0	7-0	11-0
28	Griffin, M.J.				4-0	6-1	10-1
23	Magee, Jordan				4-0	5-2	9-2
13	Mitchell, Re-al			^1-0	^5-0	3-1	9-1
17	Mahone, Jerquavion				^3-0	^5-0	8-0

#	Player	2016 GP-GS	2017 GP-GS	2018 GP-GS	2019 GP-GS	2020 GP-GS	Career GP-GS
69	Boozer, Evan					7-4	7-4
25	Odom, Alex					7-3	7-3
83	Evans, Kwesi				2-0	5-0	7-0
18	Raines, Kwantel			^1-0	^6-0	-	7-0
79	Quarshie, Wisdom				2-0	4-1	6-1
31	Rigby, Yvandy				4-0	2-1	6-1
87	Della Pesca, James					6-0	6-0
33	Dobbins, Kyle				1-0	5-0	6-0
78	Stoffel, Victor				4-0	2-0	6-0
11	Wilson, Kobe					5-1	5-1
47	Bell, Rory					5-0	5-0
88	Fox, DeVon				1-0	4-0	5-0
34	Joe-Kamara, Thomas				2-0	3-0	5-0
42	McCargo, Muheem					5-0	5-0
25	Neely, Onasis					5-0	5-0
11	Mathis, D'Wan					^4-1	4-1
22	Blair, Trey					4-0	4-0
37	Panno, Gage					4-0	4-0
46	Williams, Garrett					4-0	4-0
90	Bags, Nick					3-0	3-0
80	Baines, Zae					3-0	3-0
93	Clary, Dyshier					3-0	3-0
43	Hawkins, Daiyaan					3-0	3-0
45	Howard, Lamumba					3-0	3-0
84	Burnett, Naz				^2-0	-	2-0
36	Irvin, Josh					2-0	2-0
72	Thoman, Bryce					2-0	2-0
19	Pergine, T.J.				2-0	-	2-0
58	Turay, Lincine				^1-0	^1-0	2-0
73	Davis, Sam					1-0	1-0
17	Duncan, Matt					1-0	1-0
53	Hogarth, Shane				1-0	-	1-0
99	Morris, Demerrick					1-0	1-0
54	Sharpe, Jacoby				1-0	-	1-0
55	Trask, Chevez					1-0	1-0
50	Varner, Darian					1-0	1-0
14	Wyatt, Nate					1-0	1-0
75	Zeitek, Miles					1-0	1-0
97	Mathis, Sylvester					-	-

^ - Participation with other schools: Anderson (Purdue), Barry (Independence CC), Bonner (Illinois), Burnett (Georgia Tech), Clement (Florida), Dandridge (Robert Morris), Foster (Presbyterian), Fraley (Foothill College), Gill (UNC), Hooper (Butler CC), Mahone (Kentucky), D.Mathis (Georgia), S.Mathis (Morehead State), R.Mitchell (Iowa State), Niese (Dayton), Paul (UConn), Perez (NIU), Pergine (Millersville), Pittman (Purdue), Raines (West Virginia), Robertson (Fullerton), Rodgers (Washington State), Rodriguez (Iowa Central CC), Ruiz (Northwestern), Turay (UNC), Walker (Wake Forrest), Ware (Copiah-Lincoln CC)



2020 TEAM STATISTICS



2020 Results

Day	Date	Opponent	TV	Time	Score	Overall	Conf.	Home	Away	Time	Attendance
Sat	Oct 10	at Navy	CBSSN	6:00pm	L 29-31	0-1	0-1		0-1	3:03	4,400
Sat	Oct 17	USF	ESPN+	12:00pm	W 39-37	1-1	1-1	1-0		3:32	782
Sat	Oct 24	at Memphis	ESPN+	12:00pm	L 29-41	1-2	1-2		0-2	3:36	10,321
Sat	Oct 31	at Tulane	ESPN+	12:00pm	L 3-38	1-3	1-3		0-3	3:00	1,200
Sat	Nov 7	#18 SMU	ESPN+	12:00pm	L 23-47	1-4	1-4	1-1		3:11	2,577
Sat	Nov 14	at UCF	ESPNU	7:30pm	L 13-38	1-5	1-5		0-4	3:27	8,768
Sat	Nov 21	ECU	ESPN+	12:00pm	L 3-28	1-6	1-6	1-2		2:48	0

TEAM STATISTICS TEMPLE..... OPP

SCORING.....	139	260
Points Per Game.....	19.9	37.1
Points Off Turnovers.....	22	69
FIRST DOWNS.....	146	150
Rushing.....	54	81
Passing.....	80	60
Penalty.....	12	9
RUSHING YARDAGE.....	1002	1465
Yards gained rushing.....	1108	1638
Yards lost rushing.....	106	173
Rushing Attempts.....	284	303
Average Per Rush.....	3.5	4.8
Average Per Game.....	143.1	209.3
TDs Rushing.....	5	15
PASSING YARDAGE.....	1466	1571
Comp-Att-Int.....	146-240-11	96-170-3
Average Per Pass.....	6.1	9.2
Average Per Catch.....	10.0	16.4
Average Per Game.....	209.4	224.4
TDs Passing.....	11	18
TOTAL OFFENSE.....	2468	3036
Total Plays.....	524	473
Average Per Play.....	4.7	6.4
Average Per Game.....	352.6	433.7
KICK RETURNS: #-Yards.....	14-249	20-479
PUNT RETURNS: #-Yards.....	4-25	17-197
INT RETURNS: #-Yards.....	3-45	11-129
KICK RETURN AVERAGE.....	17.8	24.0
PUNT RETURN AVERAGE.....	6.2	11.6
INT RETURN AVERAGE.....	15.0	11.7
FUMBLES-LOST.....	8-3	18-9
PENALTIES-Yards.....	38-321	37-356
Average Per Game.....	45.9	50.9
PUNTS-Yards.....	40-1760	26-1093
Average Per Punt.....	44.0	42.0
Net punt average.....	37.8	40.1
KICKOFFS-Yards.....	32-1753	46-2889
Average Per Kick.....	54.8	62.8
Net kick average.....	38.2	41.1
TIME OF POSSESSION/Game.....	32:15	27:44
3RD-DOWN Conversions.....	46/118	40/92
3rd-Down Pct.....	39%	43%
4TH-DOWN Conversions.....	8/14	10/11
4th-Down Pct.....	57%	91%
SACKS BY-Yards.....	13-87	12-55
MISC YARDS.....	-3	0
TOUCHDOWNS SCORED.....	17	34
FIELD GOALS-ATTEMPTS.....	9-11	8-14
ON-SIDE KICKS.....	0-1	1-3
RED-ZONE SCORES.....	(23-29) 79%	(23-27) 85%
RED-ZONE TOUCHDOWNS.....	(14-29) 48%	(18-27) 67%
PAT-ATTEMPTS.....	(10-12) 83%	(32-33) 97%
ATTENDANCE.....	3359	24689
Games/Avg Per Game.....	3/1120	4/6172
Neutral Site Games.....	0/0	

SCORE/QUARTERS

	1st	2nd	3rd	4th	OT	Tot
Temple	29	35	26	49		139
Opponents	56	58	82	64		260

Playing With the Lead

	Ahead	Behind	Tied
@Navy	-	50:22	9:38
USF	29:21	25:49	4:50
@Memphis	11:46	38:43	9:31
@Tulane	13:42	36:50	9:28
#18 SMU	22:11	37:36	0:13
@UCF	-	58:00	2:00
ECU	-	45:33	14:27
TOTAL	77:00	292:53	50:07

ALL PURPOSE	G	Rush	Rec	PR	KOR	IR	FR	Tot	Avg/G
BLUE,Jadan	6	3	381	0	202	0	0	586	97.7
JONES,Randle	5	6	370	0	37	0	0	413	82.6
DAVIS,Re'Mahn	4	323	62	0	0	0	0	385	96.2
RULEY,Tayvon	7	306	30	0	0	0	0	336	48.0
MACK,Brandon	7	19	291	0	0	0	0	310	44.3
MARTIN-ROBINSON,David	4	0	147	0	0	0	0	147	36.8
MITCHELL,Re-al	3	114	0	0	0	0	0	114	38.0
BARBON,Jose	5	8	82	0	0	0	0	90	18.0
SAYDEE,Edward	7	67	0	0	0	0	0	67	9.6
FOX,De'Von	4	0	53	0	10	0	0	63	15.8
NEELY,Onasis	5	63	0	0	0	0	0	63	12.6
DOBBINS,Kyle	5	54	0	0	0	0	0	54	10.8
MAGEE,Jordan	5	0	0	0	0	45	0	45	9.0
ISAACS,Audley	3	0	0	0	0	0	38	38	12.7
RUSO,Anthony	3	31	0	0	0	0	0	31	10.3
ERDMAN,Willie	6	0	6	25	0	0	0	31	5.2
PITTMAN,Darius	4	0	20	0	0	0	0	20	5.0
GRAY,Kamal	1	13	0	0	0	0	0	13	13.0
REID,George	6	0	0	0	0	0	12	12	2.0
EBIKETIE,Arnold	6	0	0	0	0	0	11	11	1.9
JARMAN,Aaron	7	0	11	0	0	0	0	11	1.6
REAMS,Kadas	5	0	9	0	0	0	0	9	1.8
DUNCAN,Matt	1	5	0	0	0	0	0	5	5.0
STEVENSON,Ronnie	5	0	4	0	0	0	0	4	0.8
BEATTY,Trad	2	-10	0	0	0	0	0	-10	-5.0
Total	7	1002	1466	25	249	45	61	2848	407.1
Opponents	7	1465	1571	197	479	129	6	3847	549.7

2020 OFFENSIVE STATISTICS

RUSHING	GP	Att	Gain	Ls	Net	Avg	TD	Lg	Avg/G
DAVIS,Re'Mahn	4	78	335	12	323	4.1	1	30	80.8
RULEY,Tayvon	7	73	322	16	306	4.2	1	30	43.7
MITCHELL,Re-al	3	34	128	14	114	3.4	0	15	38.0
SAYDEE,Edward	7	19	71	4	67	3.5	0	14	9.6
NEELY,Onasis	5	20	68	5	63	3.2	1	10	12.6
DOBBINS,Kyle	5	14	56	2	54	3.9	0	16	10.8
RUSSO,Anthony	3	22	58	27	31	1.4	2	12	10.3
MACK,Branden	7	4	19	0	19	4.8	0	10	2.7
GRAY,Kamal	1	2	13	0	13	6.5	0	10	13.0
BARBON,Jose	5	1	8	0	8	8.0	0	8	1.6
JONES,Randle	5	2	6	0	6	3.0	0	4	1.2
DUNCAN,Matt	1	4	10	5	5	1.2	0	8	5.0
BLUE,Jadan	6	1	3	0	3	3.0	0	3	0.5
BEATTY,Trad	2	10	11	21	-10	-1.0	0	4	-5.0
Total	7	284	1108	106	1002	3.5	5	30	143.1
Opponents	7	303	1638	173	1465	4.8	15	75	209.3

PASSING	G	Eff	C-A-I	Pct	Yds	TD	Lg	Avg/G
RUSSO,Anthony	3	135.27	92-135-6	68.1	868	9	32	289.3
MITCHELL,Re-al	3	87.10	26-52-2	50.0	238	1	26	79.3
BEATTY,Trad	2	139.33	17-27-1	63.0	230	1	75	115.0
GRAY,Kamal	1	66.57	10-21-2	47.6	95	0	30	95.0
MACK,Branden	7	131.33	1-3-0	33.3	35	0	35	5.0
DUNCAN,Matt	1	0.00	0-2-0	0.0	0	0	0	0.0
Total	7	118.10	146-240-11	60.8	1466	11	75	209.4
Opponents	7	165.51	96-170-3	56.5	1571	18	70	224.4

RECEIVING	G	No.	Yds	Avg	TD	Lg	Avg/G
BLUE,Jadan	6	41	381	9.3	5	35	63.5
JONES,Randle	5	31	370	11.9	2	75	74.0
MACK,Branden	7	26	291	11.2	3	41	41.6
DAVIS,Re'Mahn	4	12	62	5.2	0	14	15.5
MARTIN-ROBINSON,David	4	11	147	13.4	0	35	36.8
BARBON,Jose	5	8	82	10.2	0	17	16.4
FOX,DeVon	4	7	53	7.6	0	11	13.2
RULEY,Tayvon	7	4	30	7.5	0	29	4.3
PITTMAN,Darius	4	2	20	10.0	0	18	5.0
JARMAN,Aaron	7	1	11	11.0	1	11	1.6
REAMS,Kadas	5	1	9	9.0	0	9	1.8
ERDMAN,Willie	6	1	6	6.0	0	6	1.0
STEVENSON,Ronnie	5	1	4	4.0	0	4	0.8
Total	7	146	1466	10.0	11	75	209.4
Opponents	7	96	1571	16.4	18	70	224.4

INTERCEPTIONS	No.	Yds	Avg	TD	Long
BRASWELL,Christian	1	0	0.0	0	0
CLARK,Elijah	1	0	0.0	0	0
MAGEE,Jordan	1	45	45.0	0	45
Total	3	45	15.0	0	45
Opponents	11	129	11.7	0	56

FUMBLE RETURNS	No.	Yds	Avg	TD	Long
EBIKETIE,Arnold	1	11	11.0	1	11
ISAACS,Audley	1	38	38.0	0	38
TYLER,Amir	1	0	0.0	0	0
REID,George	1	12	12.0	0	12
Total	4	61	15.2	1	38
Opponents	1	6	6.0	0	6

KICKOFFS	No.	Yds	Avg	TB	OB	Retn	Net	YdLn
BELL,Rory	17	984	57.9	2	5			
MOBLEY,Will	15	769	51.3	0	2			
Total	32	1753	54.8	2	7	479	38.2	26
Opponents	46	2889	62.8	30	2	249	41.1	23

TOTAL OFFENSE	G	Plays	Rush	Pass	Total	Avg/G
RUSSO,Anthony	3	157	31	868	899	299.7
MITCHELL,Re-al	3	86	114	238	352	117.3
DAVIS,Re'Mahn	4	78	323	0	323	80.8
RULEY,Tayvon	7	73	306	0	306	43.7
BEATTY,Trad	2	37	-10	230	220	110.0
GRAY,Kamal	1	23	13	95	108	108.0
SAYDEE,Edward	7	19	67	0	67	9.6
NEELY,Onasis	5	20	63	0	63	12.6
MACK,Branden	7	7	19	35	54	7.7
DOBBINS,Kyle	5	14	54	0	54	10.8
BARBON,Jose	5	1	8	0	8	1.6
JONES,Randle	5	2	6	0	6	1.2
DUNCAN,Matt	1	6	5	0	5	5.0
BLUE,Jadan	6	1	3	0	3	0.5
Total	7	524	1002	1466	2468	352.6
Opponents	7	473	1465	1571	3036	433.7

PATs										
SCORING	TD	FGs	Kck	Ru	Rc	Pa	DX	Saf	Pts	
BLUE,Jadan	5	0-0	0-0	0-0	0	0-0	0	0	30	
MOBLEY,Will	0	4-6	7-8	0-0	0	0-0	0	0	19	
MACK,Branden	3	0-0	0-0	0-0	0	0-1	0	0	18	
BELL,Rory	0	5-5	3-4	0-0	0	0-0	0	0	18	
JONES,Randle	2	0-0	0-0	0-0	0	0-0	0	0	12	
RUSSO,Anthony	2	0-0	0-0	0-0	0	0-3	0	0	12	
NEELY,Onasis	1	0-0	0-0	0-0	0	0-0	0	0	6	
EBIKETIE,Arnold	1	0-0	0-0	0-0	0	0-0	0	0	6	
DAVIS,Re'Mahn	1	0-0	0-0	0-1	0	0-0	0	0	6	
RULEY,Tayvon	1	0-0	0-0	0-0	0	0-0	0	0	6	
JARMAN,Aaron	1	0-0	0-0	0-0	0	0-0	0	0	6	
Total	17	9-11	10-12	0-1	0	0-4	0	0	139	
Opponents	34	8-14	32-33	0-1	0	0-0	0	0	260	

FIELD GOALS	M-A	Pct	01-19	20-29	30-39	40-49	50-99	Lg	Blk
MOBLEY,Will	4-6	66.7	0-0	4-5	0-1	0-0	0-0	26	1
BELL,Rory	5-5	100.0	0-0	4-4	1-1	0-0	0-0	30	0

FG SEQUENCE

Temple: (25)(24,36b,26)(26m, 25)(22)(26)(30,24)(28)

Opponents: (50)(29)(42m,45,42m,50)(40,51m)(40,27)(45m,25)(42m,35)

PUNTING	No.	Yds	Avg	Long	TB	FC	I20	50+	Blkd
BARRY,Adam	40	1760	44.0	62	2	10	17	7	0
Total	40	1760	44.0	62	2	10	17	7	0
Opponents	26	1093	42.0	62	1	14	8	5	0

PUNT RETURNS	No.	Yds	Avg	TD	Long
ERDMAN,Willie	4	25	6.2	0	12
Total	4	25	6.2	0	12
Opponents	17	197	11.6	0	24

KICK RETURNS	No.	Yds	Avg	TD	Long
BLUE,Jadan	11	202	18.4	0	28
JONES,Randle	2	37	18.5	0	22
FOX,DeVon	1	10	10.0	0	10
Total	14	249	17.8	0	28
Opponents	20	479	24.0	1	95



2020 DEFENSIVE STATISTICS



DEFENSIVE STATISTICS

DEFENSIVE LEADERS	GP	Tackles				Sacks	Pass Def			QBH	Fumbles		Blkd	
		Solo	Asst	Total	TFL/Yds		Int-Yds	BrUp			Rcv-Yds	FF	Kick	Saf
4	KWENKEU, William	7	28	20	48	4.0-12	1.0-5	1	1	1
17	EBIKETIE,Arnold	6	28	14	42	8.5-38	4.0-25	.	.	.	1-11	3	.	.
3	TYLER,Amir	6	27	6	33	1.5-3	.	2	.	.	2-0	1	.	.
39	REID,George	6	20	4	24	4.5-15	1.0-9	1	.	.	1-12	.	.	.
6	ARCHIBONG,Daniel	7	13	9	22	3.5-13	2.0-12	.	1	1	1-0	1	.	.
28	GRIFFIN,M.J.	6	16	6	22	1.0-2	.	1	.	.	.	1	.	.
38	WARE,Jalen	7	13	9	22	0.5-1	.	1
2	BRASWELL,Christian	6	18	3	21	.	1-0	2	.	.	.	2	.	.
12	WALKER,Manny	7	13	6	19	7.0-17	2.0-10	1
8	GRAHAM-MOBLEY,Isaiah	2	11	8	19	1.0-9	1.0-9	.	1
56	BANKS,Khris	7	10	8	18	3.0-16	1.0-9
9	MAJIEH,Ifeanyi	7	7	8	15	0.5-1	1	.	.
41	ODOM,Alex	7	11	4	15	0.5-0
23	MAGEE,Jordan	5	9	6	15	1.5-2	.	1-45	.	.	1-0	.	.	.
31	RIGBY,Yvandy	2	12	3	15
21	JOHNSON,Freddie	4	10	3	13	.	.	1	.	.	1-0	.	.	.
22	WILSON,Kobe	5	9	4	13	2.0-4	.	2	.	.	.	1	.	.
11	CRUMP,Linwood	5	9	1	10	.	.	4	.	.	.	1	.	.
69	BOOZER,Evan	7	4	6	10	2.0-9	1.0-8	.	1	.	1-0	.	1	.
30	ISAACS,Audley	2	4	5	9	1-38	.	.	.
26	MOORE,Chauncey	6	5	1	6
20	CLARK,Elijah	5	4	.	4	.	1-0
32	BLAIR,Trey	4	3	1	4
13	JORDAN,Layton	7	2	2	4	.	.	.	1
49	BARRY,Adam	7	3	.	3
88	FOX,De'Von	4	3	.	3
84	ERDMAN,Willie	6	3	.	3
90	BAGS,Nick	3	1	2	3
34	JOE-KAMARA,Thomas	3	2	.	2
58	HOWARD,Lamumba	3	2	.	2
99	MORRIS,Demerick	1	1	1	2
98	ROBERTSON,Kevin	6	2	.	2
57	NIESE,Michael	6	2	.	2
24	BROWN,Kimere	5	2	.	2	.	.	2
86	JARMAN,Aaron	7	2	.	2
80	BAINES,Zae	3	.	1	1
37	PANNO,Gage	4	.	1	1
46	WILLIAMS,Garrett	4	1	.	1
15	POGUE,Boaz	5	1	.	1
45	DELLA PESCA,James	6	1	.	1
83	EVANS,Kwesi	5	1	.	1
25	NEELY,Onasis	5	1	.	1
82	MARTIN-ROBINSON,David	4	1	.	1
47	BELL,Rory	5	1	.	1
Total		7	321	142	463	41-142	13-87	3-45	18	5	9-61	12	1	.
Opponents		7	332	154	486	45.0-119	12-55	11-129	25	3	3-6	5	2	.

1ST DOWN CONVERSIONS (Rushing-Receiving)

	Navy	USF	Mem	Tulane	SMU	UCF	ECU	TOTAL
Jones	0-4	0-7	0-7	0-2	0-2			0-22
Davis	6-0	2-2	6-1	1-1				15-4
Blue	0-2	0-4	0-4	0-1	0-2	0-4		0-17
Mack	0-4	0-2	0-4	0-2	0-2		1-1	1-15
Ruley	1-0	2-0	0-1	1-0	5-0	4-0	1-0	14-1
Martin-Robinson	0-4	0-3					0-1	0-8
Barbon		0-3	0-1			0-1	0-2	0-7
Russo	1-0	4-0	1-0					6-0
Saydee				1-0	2-0	2-0		5-0
Fox					0-3		0-1	0-4
R.Mitchell				2-0	1-0	1-0		4-0
Neely					1-0	1-0	2-0	4-0
Dobbins						3-0		3-0
Duncan						1-0		1-0
Gray							1-0	1-0
Jarman					0-1			0-1
Pittman			0-1					0-1
TOTAL	8-14	8-21	7-19	5-6	9-10	12-5	5-5	54-80



2020 PARTICIPATION



#	Player	2020 GP-GS	Cons. GP-GS	Career GP-GS	Navy	USF	Mem	Tulane	SMU	UCF	ECU
6	Archibong, Daniel	7-7	46-15	48-42	DT	DT	DT	DT	DT	DT	DT
90	Bags, Nick	3-0	2-0	3-0	-	-	-	x	-	x	x
80	Baines, Zae	3-0	3-0	3-0	-	-	-	-	x	x	x
56	Banks, Khris	7-0	20-0	20-1	x	x	x	x	x	x	x
10	Barbon, Jose	5-2	2-1	18-8	x	x	WR	-	-	x	WR
49	Barry, Adam	7-0	20-0	29-0	x	x	x	x	x	x	x
11	Beatty, Trad	2-2	0-0	5-2	-	-	-	QB	QB	-	-
47	Bell, Rory	5-0	5-0	5-0	-	-	x	x	x	x	x
32	Blair, Trey	4-0	2-0	4-0	x	x	-	-	-	x	x
5	Blue, Jadan	6-4	0-0	26-12	WR	WR	DE	WR	x	WR	-
69	Boozier, Evan	7-4	7-1	7-4	DE	DE	DE	x	x	x	DE
2	Braswell, Christian	6-6	0-0	30-16	CB	CB	CB	CB	CB	CB	-
24	Brown, Kimere	5-0	0-0	25-3	x	x	x	-	x	x	-
84	Burnett, Nazir	0-0	0-0	2-0	-	-	-	-	-	-	-
20	Clark, Elijah	5-1	2-1	15-1	x	x	x	-	-	x	CB
93	Clary, Dyshier	3-0	3-0	3-0	-	-	-	-	x	x	x
11	Crump, Linwood	5-5	0-0	47-23	CB	CB	CB	-	CB	CB	-
13	Davis, Re'Mahn	4-4	0-0	16-10	RB	RB	RB	RB	-	-	-
73	Davis, Sam	1-0	1-0	1-0	-	-	-	-	-	-	x
45	Della Pesca, James	6-0	6-0	6-0	-	x	x	x	x	x	x
33	Dobbins, Kyle	5-0	5-0	6-0	-	-	x	x	x	x	x
17	Duncan, Matt	1-0	0-0	1-0	-	-	-	-	-	x	-
17	Ebiketie, Arnold	6-6	0-0	24-6	DE	DE	DE	DE	DE	DE	-
68	Eisensohn, Andrew	4-0	4-0	6-0	-	-	-	x	x	x	x
84	Erdman, Willie	6-0	6-0	10-0	-	x	x	x	x	x	x
83	Evans, Kwesi	5-0	2-0	7-0	x	x	x	-	-	x	x
88	Fox, De'Von	4-0	4-0	5-0	-	-	-	x	x	x	x
95	Fraleigh, Sam	0-0	0-0	13-0	-	-	-	-	-	-	-
96	Gaines, Ron	6-0	1-0	17-0	x	x	x	x	x	-	x
8	Graham-Mobley, Isaiah	2-2	0-0	34-4	WLB	WLB	-	-	-	-	-
18	Gray, Kamal	1-1	1-1	1-1	-	-	-	-	-	-	QB
28	Griffin, M.J.	6-1	6-1	10-1	-	x	x	x	x	x	SAF
43	Hawkins, Daiyaan	3-0	1-0	3-0	-	-	-	x	x	-	x
53	Hogarth, Shane	0-0	0-0	1-0	-	-	-	-	-	-	-
52	Hooper, Joseph	6-4	0-0	28-20	LG	LG	LG	LG	x	x	-
58	Howard, Lamumba	3-0	2-0	3-0	-	-	-	x	-	x	x
14	Invin, Josh	2-0	2-0	2-0	-	-	-	-	-	x	x
30	Isaacs, Audley	2-1	0-0	27-1	-	x	BUBO	-	-	-	-
86	Jarman, Aaron	7-5	20-3	20-6	TE	TE	x	x	TE	TE	TE
22	Jennings, Jeremy	0-0	0-0	15-0	-	-	-	-	-	-	-
34	Joe-Kamara, Thomas	3-0	0-0	5-0	-	-	-	x	x	x	-
21	Johnson, Freddie	4-1	0-0	41-3	x	x	x	CB	-	-	-
0	Jones, Randle	5-3	0-0	41-7	x	x	WR	WR	WR	-	-
13	Jordan, Layton	7-0	10-0	19-0	x	x	x	x	x	x	x
44	King, Travon	0-0	0-0	13-0	-	-	-	-	-	-	-
74	Klein, Adam	3-3	0-0	29-26	-	RG	-	-	LG	LG	-
4	Kwenkeu, William	7-7	11-7	48-8	MLB	MLB	MLB	MLB	MLB	MLB	MLB
59	Lerch, Cole	2-0	0-0	28-0	-	-	x	-	-	x	x
1	Mack, Brandon	7-7	46-33	46-33	WR	WR	WR	WR	WR	WR	WR
23	Maghee, Jordan	5-2	1-0	9-2	BUBO	x	x	BUBO	-	-	x
9	Majeh, Ifeanyi	7-7	12-12	27-19	DT	DT	DT	DT	DT	DT	DT
46	Malinowski, Travis	6-0	1-0	23-0	x	x	x	x	x	-	x
82	Martin-Robinson, David	4-4	2-2	21-11	TE	TE	-	-	-	TE	TE
15	Mason, Ty	0-0	0-0	25-1	-	-	-	-	-	-	-
16	Mattioni, Thomas	0-0	0-0	3-0	-	-	-	-	-	-	-
42	McCargo, Muheem	5-0	1-0	5-0	-	x	x	x	x	-	x
13	Mitchell, Re-al	3-1	0-0	8-1	-	-	-	x	x	QB	-
91	Mobley, Will	4-0	1-0	29-0	x	x	x	-	-	-	x
26	Moore, Chauncey	6-2	4-1	18-2	x	x	-	x	SAF	x	SAF
63	Moore, Isaac	7-5	33-5	33-20	x	x	LT	LT	LT	LT	LT
99	Morris, Demerick	1-0	1-0	1-0	-	-	-	-	-	-	x
25	Neely, Onasis	5-0	5-0	5-0	-	-	x	x	x	-	x
57	Niese, Michael	6-6	1-1	35-33	RT	RT	RT	RT	RT	-	LG
58	Nwaogwugwu, David	4-2	4-2	10-2	-	-	-	x	-	RT	RT
41	Odom, Alex	7-3	7-3	7-3	x	x	x	x	SAF	SAF	SAF
37	Panno, Gage	4-0	4-0	4-0	-	-	-	x	x	-	x
62	Perez, C.J.	7-7	7-7	32-27	C	C	C	C	C	C	C
87	Picozzi, Nick	7-1	13-0	14-1	C	C	C	C	C	C	C
76	Picozzi, Vincent	6-6	0-0	38-34	LT	LT	RG	RG	RG	RG	-
66	Pinto, Leon	2-1	0-0	10-2	RG	-	-	x	-	-	-
81	Pittman, Darius	4-1	2-0	27-1	-	x	TE	-	-	-	x
15	Pogue, Boaz	5-0	5-0	16-0	-	-	x	x	x	x	x
79	Quarshie, Wisdom	4-1	2-1	6-1	x	x	-	-	-	x	RG
18	Raines, Kwantel	0-0	0-0	7-0	-	-	-	-	-	-	-
12	Reams, Kadas	5-0	4-0	16-0	-	x	-	x	x	x	x
39	Reid, George	6-4	0-0	24-4	x	x	WLB	WLB	WLB	WLB	-
31	Rigby, Yvandy	2-1	0-0	6-1	-	-	-	-	-	-	-
98	Robertson, Kevin	6-0	0-0	12-0	x	x	x	x	x	x	x
29	Ruley, Tayvon	7-3	9-3	16-3	x	x	x	x	RB	RB	RB
15	Russo, Anthony	3-3	0-0	31-26	QB	QB	QB	-	-	-	-
36	Saydee, Edward	7-0	8-0	11-0	x	x	x	x	x	x	x
51	Sestili, Griffin	5-0	0-0	20-0	x	x	x	x	x	-	-
54	Sharpe, Jacoby	0-0	0-0	1-0	-	-	-	-	-	-	-
19	Smith, Jordan	6-0	5-0	17-0	-	-	x	x	x	x	x
89	Stevenson, Ronnie	5-1	0-0	11-1	x	x	x	WR	x	-	-
78	Stoffel, Victor	2-0	0-0	6-0	-	-	-	x	x	-	-
72	Thoman, Bryce	2-0	2-0	2-0	-	-	-	-	-	x	x
55	Trask, Chevez	1-0	1-0	1-0	-	-	-	-	-	-	x
3	Tyler, Amir	6-6	0-0	28-13	SAF	SAF	SAF	SAF	SAF	SAF	-
50	Varner, Darian	1-0	0-0	1-0	-	-	-	-	-	x	-
12	Walker, Manny	7-4	7-4	28-4	x	x	x	DE	DE	DE	DE
38	Ware, Jalen	7-6	7-2	24-6	SAF	SAF	SAF	SAF	x	SAF	CB
46	Williams, Garrett	4-0	4-0	4-0	-	-	-	x	x	x	x
22	Wilson, Kobe	5-1	3-1	5-1	x	x	-	-	x	x	WLB
16	Winston, DaeSean	0-0	0-0	23-1	-	-	-	-	-	-	-
27	Wyatt, Nate	1-0	0-0	1-0	-	-	-	-	-	x	-
75	Zeitek, Miles	1-0	1-0	1-0	-	-	-	-	-	-	x

CAPS - indicates starting position; x - played but did not start; "-" - did not play

^ - Stats with other schools: Barry (Independence CC), Burnett (Georgia Tech), Fraley (Foothill College), Hooper (Butler CC), R.Mitchell (Iowa State), Niese (Dayton), Perez (Northern Illinois), Pittman (Purdue), Raines (West Virginia), Robertson (Fullerton), Walker (Wake Forest), Ware (Copiah-Lincoln CC)



2020 STATISTICS



TEMPLE OWLS STARTERS

OFFENSE

	LT	LG	C	RG	RT	TE/WR	WR/TE	WR	WR	RB	QB
@Navy	V.Picozzi	Hooper	Perez	Pinto	Niese	Martin-Robinson	Jarman (TE)	Blue	Mack	R.Davis	Russo
USF	V.Picozzi	Hooper	Perez	Klein	Niese	Martin-Robinson	Jarman (TE)	Blue	Mack	R.Davis	Russo
@Memphis	I.Moore	Hooper	Perez	V.Picozzi	Niese	Pittman	Barbon (WR)	Jones	Mack	R.Davis	Russo
@Tulane	I.Moore	Hooper	Perez	V.Picozzi	Niese	Stevenson (WR)	Jones (WR)	Blue	Mack	R.Davis	Beatty
#18 SMU	I.Moore	Klein	Perez	V.Picozzi	Niese	Jarman	N.Picozzi (TE)	Jones	Mack	Ruley	Beatty
@UCF	I.Moore	Klein	Perez	V.Picozzi	Nwaogwugwu	Martin-Robinson	Jarman (TE)	Blue	Mack	Ruley	R.Mitchell
ECU	I.Moore	Niese	Perez	Quarshie	Nwaogwugwu	Martin-Robinson	Jarman (TE)	Barbon	Mack	Ruley	Gray

DEFENSE

	DE	NT	DT	DE	WLB	MLB	BUBO	SAF	SAF	CB	CB
@Navy	Boozer	Archibong	Maijeh	Ebiketie	Graham-Mobley	Kwenkeu	Magee	Tyler	Ware	Crump	Braswell
USF	Boozer	Archibong	Maijeh	Ebiketie	Graham-Mobley	Kwenkeu	Rigby	Tyler	Ware	Crump	Braswell
@Memphis	Boozer	Archibong	Maijeh	Ebiketie	Reid	Kwenkeu	Isaacs	Tyler	Ware	Crump	Braswell
@Tulane	Walker	Archibong	Maijeh	Ebiketie	Reid	Kwenkeu	Magee	Tyler	Ware	Johnson	Braswell
#18 SMU	Walker	Archibong	Maijeh	Ebiketie	Reid	Kwenkeu	C.Moore (SAF)	Tyler	Odom	Crump	Braswell
@UCF	Walker	Archibong	Maijeh	Ebiketie	Reid	Kwenkeu	Ware (SAF)	Tyler	Odom	Crump	Braswell
ECU	Walker	Archibong	Maijeh	Boozer	Wilson	Kwenkeu	C.Moore (SAF)	Griffin	Odom	Clark	Ware

WEEKLY LEADERS

	Rushing (Att-Yds-TDs)	Passing (C-A-Yds-TD)	Receiving (No-Yds-TD)	Tackles (S-A-T)	Sacks	INTs
@Navy	Davis (23-97-1)	Russo (21-30-206-1)	Mack (7-80-1)	Graham-Mobley (8-6-14)	Graham-Mobley (1.0)	-
USF	Davis (25-83-0)	Russo (30-42-270-4)	Blue (9-60-2)	Rigby (10-1-11)	Ebiketie, Kwenkeu	-
					Reid, Walker (1.0)	
@Memphis	Davis (20-113-0)	Russo (41-63-387-4)	Blue (13-115-3)	Isaacs (3-5-8)	-	Clark (1)
@Tulane	R.Mitchell (7-37-0)	Beatty (11-18-122-0)	Jones (5-37-0)	Ebiketie (6-1-7)	Archibong, Ebiketie (1.0)	Braswell (1)
#18 SMU	Ruley (15-66-1)	Beatty (6-9-108-1)	Fox (5-46-0)	Kwenkeu (7-3-10)	Ebiketie, Walker (1.0)	-
	R.Mitchell (17-66-0)	R.Mitchell (11-21-103-1)				
@UCF	Ruley (23-90-0)	R.Mitchell (10-23-107-0)	Blue (5-71-0)	Ebiketie (8-1-9)	Banks, Ebiketie (1.0)	-
ECU	Rulay (14-48-0)	Gray (10-21-95-0)	Mack (4-24-0)	Griffin (8-3-11)	Archibong, Boozer (1.0)	Magee (1)

WEEKLY CAPTAINS

@Navy	1-Mack	2-Braswell	3-Tyler	5-Blue
USF	3-Tyler (2)	5-Blue (2)	6-Archibong	76-V.Picozzi
@Memphis	3-Tyler (3)	5-Blue (3)	6-Archibong (2)	76-V.Picozzi (2)
@Tulane	2-Braswell (2)	5-Blue (4)	11-Beatty	31-Rigby
#18 SMU	1-Mack (2)	3-Tyler (4)	6-Archibong (3)	76-V.Picozzi (3)
@UCF	1-Mack (3)			
ECU	1-Mack (4)			

UNIFORMS

(HELMETS-JERSEYS-PANTS)

W-W-W
C-C-W
W-W-W
W-W-W
C-C-W
W-W-W
C-C-C

2020 STATISTICAL COMPARISONS

TEMPLE

OPPONENTS

Date	Opponent	RUSHING				RECEIVING				PASSING				KICK RET				PUNT RET				tot off
		No.	Yds	TD	Lg	No.	Yds	TD	Lg	Cmp-Att-Int	Yds	TD	Lg	No	Yds	TD	Lg	No	Yds	TD	Lg	
O-10	@Navy	33	166	3	30	22	241	1	35	22-31-1	241	1	35	3	56	0	28	0	0	0	0	407
O-17	USF	43	146	0	16	30	270	4	20	30-42-2	270	4	20	3	51	0	21	0	0	0	0	416
O-24	@Memphis	33	113	0	30	41	387	4	32	41-63-3	387	4	32	2	44	0	27	0	0	0	0	500
O-31	@Tulane	36	77	0	14	16	145	0	41	16-26-1	145	0	41	5	76	0	22	0	0	0	0	222
N-07	#18 SMU	43	157	1	15	17	211	2	75	17-30-0	211	2	75	0	0	0	0	1	12	0	12	368
N-14	@UCF	50	183	1	18	10	107	0	26	10-25-2	107	0	26	1	22	0	22	2	8	0	6	290
N-21	ECU	46	140	0	13	10	95	0	30	10-23-2	95	0	30	0	0	0	0	1	5	0	5	235
Totals		284	1002	5	30	146	1466	11	75	146-240-11	1466	11	75	14	249	0	28	4	25	0	12	2468
		Avg/rush: 3.5				Avg/catch: 10.0				Pass effic: 118.10				KR avg: 17.8				PR avg: 6.2				

Date	Opponent	TACKLES				SACKS	FUMBLE		Int-Yds	QBH	Pass Brk	Blkd Kick	Kicks Att-Mad	XPTS			Pts
		Solo	Ast	Total	TFL-Yds	No-Yds	FF	FR-Yds						Run	Rcv	Saf	
O-10	@Navy	36	48	84	4.0-18	1.0-9	1	0-0	0-0	0	0	0	2-2	0	0	0	29
O-17	USF	56	8	64	8.0-35	4.0-23	2	3-23	0-0	2	4	0	3-3	0	0	0	39
O-24	@Memphis	43	16	59	4.0-7	0.0-0	2	2-38	1-0	1	2	0	3-2	0	0	0	29
O-31	@Tulane	59	10	69	6.0-20	2.0-14	5	2-0	1-0	0	1	0	0-0	0	0	0	3
N-07	#18 SMU	44	20	64	5.0-21	2.0-14	0	0-0	0-0	1	3	0	3-2	0	0	0	23
N-14	@UCF	42	18	60	6.0-19	2.0-14	1	1-0	0-0	0	5	0	1-1	0	0	0	13
N-21	ECU	41	22	63	8.0-22	2.0-13	1	1-0	1-45	1	3	1	0-0	0	0	0	3
Totals		321	142	463	41.0-142	13.0-87	12	9-61	3-45	5	18	1	12-10	0	0	0	139

Date	Opponent	PUNTING										FIELD GOALS			KICKOFFS				
		No	Yds	Avg	Long	Blkd	TB	FC	50+	I20	Att-Made	Lg	Blkd	No	Yds	Avg	TB	OB	
O-10	@Navy	1	44	44.0	44	0	0	1	0	1	1-1	25	0	5	241	48.2	0	0	
O-17	USF	4	160	40.0	51	0	0	1	1	3	3-2	26	1	8	413	51.6	0	2	
O-24	@Memphis	3	121	40.3	46	0	0	1	0	1	2-1	25	0	6	357	59.5	2	2	
O-31	@Tulane	7	296	42.3	52	0	1	0	1	1	1-1	22	0	2	128	64.0	0	0	
N-07	#18 SMU	7	331	47.3	62	0	0	0	2	2	1-1	26	0	5	272	54.4	0	2	
N-14	@UCF	7	316	45.1	53	0	1	3	1	4	2-2	30	0	4	227	56.8	0	1	
N-21	ECU	11	492	44.7	55	0	0	4	2	5	1-1	28	0	2	115	57.5	0	0	
	Totals	40	1760	44.0	62	0	2	10	7	17	11-9	30	1	32	1753	54.8	2	7	

Date	Opponent	RUSHING				RECEIVING				PASSING				KICK RET				PUNT RET				tot off
		No.	Yds	TD	Lg	No.	Yds	TD	Lg	Cmp-Att-Int	Yds	TD	Lg	No	Yds	TD	Lg	No	Yds	TD	Lg	
O-10	@Navy	60	251	4	26	2	48	0	36	2-2-0	48	0	36	4	92	0	34	0	0	0	0	299
O-17	USF	44	143	2	16	16	181	3	28	16-29-0	181	3	28	6	131	0	44	1	2	0	2	324
O-24	@Memphis	41	176	1	28	17	313	4	65	17-36-1	313	4	65	2	36	0	23	1	9	0	9	489
O-31	@Tulane	47	284	2	22	13	220	3	52	13-22-1	220	3	52	2	23	0	12	5	55	0	18	504
N-07	#18 SMU	32	194	2	49	24	355	4	44	24-35-0	355	4	44	1	12	0	12	4	64	0	24	549
N-14	@UCF	39	147	3	22	13	272	2	70	13-24-0	272	2	70	3	74	0	52	1	9	0	9	419
N-21	ECU	40	265	1	75	11	182	2	60	11-22-1	182	2	60	2	111	1	95	5	58	0	16	447
Opp. totals		303	1465	15	75	96	1571	18	70	96-170-3	1571	18	70	20	479	1	95	17	197	0	24	3036
		Avg/rush: 4.6				Avg/catch: 16.4				Pass effic: 165.51				KR avg: 24.0				PR avg: 11.6				

Date	Opponent	TACKLES				SACKS	FUMBLE		Int-Yds	QBH	Pass Brk	Blkd Kick	Kicks Att-Mad	XPTS			Pts
		Solo	Ast	Total	TFL-Yds	No-Yds	FF	FR-Yds						Run	Rcv	Saf	
O-10	@Navy	43	18	61	1.0-3	0.0-0	0	0-0	1-12	0	2	0	4-4	0	0	0	31
O-17	USF	57	20	77	2.0-2	0.0-0	0	0-0	2-77	0	4	1	4-4	0	0	0	37
O-24	@Memphis	54	18	72	10.0-34	4.0-23	2	1-0	3-20	0	5	1	5-5	0	0	0	41
O-31	@Tulane	47	14	61	9.0-26	3.0-11	0	0-0	1-14	0	4	0	5-5	0	0	0	38
N-07	#18 SMU	41	28	69	6.0-14	1.0-8	0	0-0	0-0	0	6	0	6-5	0	0	0	47
N-14	@UCF	48	26	74	9.0-28	4.0-13	2	1-6	2-6	3	2	0	5-5	0	0	0	38
N-21	ECU	42	30	72	8.0-12	0.0-0	1	1-0	2-0	0	2	0	4-4	0	0	0	28
Opp. totals		332	154	486	45.0-119	13.0-57	5	3-6	11-129	3	25	2	33-32	0	0	0	260

Date	Opponent	PUNTING										FIELD GOALS			KICKOFFS				
		No	Yds	Avg	Long	Blkd	TB	FC	50+	I20	Att-Made	Lg	Blkd	No	Yds	Avg	TB	OB	
O-10	@Navy	1	45	45.0	45	0	0	1	0	0	1-1	50	0	6	374	62.3	3	0	
O-17	USF	5	165	33.0	46	0	0	1	0	2	1-1	29	0	4	222	55.5	0	1	
O-24	@Memphis	3	124	41.3	42	0	0	2	0	0	4-2	42	0	8	487	60.9	5	0	
O-31	@Tulane	2	111	55.5	62	0	0	1	1	1	2-1	40	0	7	427	61.0	2	0	
N-07	#18 SMU	2	87	43.5	50	0	0	1	1	1	2-2	40	0	9	585	65.0	9	0	
N-14	@UCF	5	231	46.2	57	0	0	3	1	1	2-1	25	0	7	447	63.9	6	0	
N-21	ECU	8	330	41.2	57	0	1	5	2	3	2-0	0	1	5	325	65.0	5	0	
	Opp. totals	26	1093	42.0	62	0	1	14	5	8	14-8	50	1	46	2889	62.8	30	2	



2020 HIGHS & LOWS



Best..... TEMPLE

39	vs. USF	Points	3
32	vs. USF	First Downs	10
500	at Memphis.....	Total Offense.....	222
183	at UCF.....	Net Yards Rushing.....	77
387	at Memphis.....	Net Yards Passing.....	95
96	at Memphis.....	Plays	62
50	at UCF	Rushing Attempts	33
63	at Memphis.....	Pass Attempts.....	23
41	at Memphis.....	Pass Completions	10
0	(3x) last vs. ECU	Sacked	4
0	vs. #18 SMU	Intercepted	3
0	(2x) last vs. #18 SMU.....	Fumbles	3
0	(4x) last vs. #18 SMU.....	Fumbles Lost.....	1
0	vs. #18 SMU	Total Turnovers.....	4
4	(3x) last at UCF.....	Penalties.....	10
30	(2x) last vs. #18 SMU.....	Yards Penalized	75
37:04	at UCF.....	Time of Possession	24:39
66.7 (8/12)	at Navy	Third Down Conversions (%).....	17.6 (3/17)

Worst OPPONENT

28	ECU	Points	47
16	ECU	First Downs	28
299	Navy.....	Total Offense.....	549
143	USF.....	Net Yards Rushing.....	286
48	Navy.....	Net Yards Passing.....	355
62	(2x) last by ECU.....	Plays	77
32	#18 SMU	Rushing Attempts	60
2	Navy.....	Pass Attempts.....	36
2	Navy.....	Pass Completions	24
4	USF.....	Sacked	0
1	(3x) last by ECU.....	Intercepted	0
5	Tulane.....	Fumbles	0
3	USF.....	Fumbles Lost.....	0
3	(3x) last by Tulane.....	Total Turnovers.....	0
11	USF.....	Penalties.....	1
111	USF.....	Yards Penalized	12
22:56	UCF	Time of Possession	35:21
23.1 (3/13)	ECU	Third Down Conversions (%).....	63.6 (7/11)

Worst

(2x) last vs. ECU
vs. ECU
at Tulane
at Tulane
vs. ECU
at Tulane
(2x) last at Memphis
vs. ECU
(2x) last vs. ECU
(2x) last at UCF
at Memphis
at Memphis
(3x) last vs. ECU
at Memphis
vs. ECU
at Memphis
at Navy
at Tulane

Best

#18 SMU
Tulane
#18 SMU
ECU
#18 SMU
Memphis
Navy
Memphis
#18 SMU
Memphis
(4x) last by UCF
#18 SMU
(2x) last by #18 SMU
(2x) last by #18 SMU
ECU
ECU
Navy
Tulane

Temple..... INDIVIDUAL.....

113	Re'Mahn Davis at Memphis	Yards Rushing.....	120
25	Re'Mahn Davis vs. USF	Rushing Attempts	22
2	Anthony Russo at Navy	Rushing TDs	2
13	Jadan Blue at Memphis	Receptions.....	9
118	Randle Jones at Memphis.....	Yards Receiving	184
3	Jadan Blue at Memphis	Receiving TDs.....	2
145	Re'Mahn Davis at Memphis	Combined Yards (rush/rec).....	184
159	Jadan Blue at Memphis	All-Purpose Yards (rush/rec/ret).....	244
387	Anthony Russo at Memphis.....	Yards Passing	355
63	Anthony Russo at Memphis.....	Pass Attempts.....	36
41	Anthony Russo at Memphis.....	Pass Completions	24
4	(2x) last by Anthony Russo at Memphis	TD Passes	4
3	Anthony Russo at Memphis.....	Interceptions Thrown.....	1
30	(2x) last by Re'Mahn Davis at Memphis	Longest Rush	75
75t	Trad Beatty to Randle Jones vs. #18 SMU	Longest Pass Completion.....	70
28	Jadan Blue at Navy.....	Longest Kickoff Return.....	95t
12	Willie Erdman vs. #18 SMU	Longest Punt Return.....	24
45	Jordan Magee vs. ECU	Longest Interception Return.....	56
62	Adam Barry vs. #18 SMU	Longest Punt.....	62
30	Rory Bell at UCF.....	Longest Field Goal	50
3	Jadan Blue at Memphis	Touchdowns Scored.....	2
18	Jadan Blue at Memphis	Points Scored	12
14	Isaiah Graham-Mobley at Navy.....	Tackles.....	14
10	(13x) last by Daniel Archibong vs. ECU	Sacks.....	1.0
1	(3x) last by Jordan Magee vs. ECU	Interceptions.....	2

Opponent

Nelson Smith, Navy
Rodriguez Clark, Memphis
(2x) last by Greg McCrae, UCF
Tyler Page, #18 SMU
Calvin Austin, Memphis
(4x) last by Marlon Williams, UCF
Calvin Austin, Memphis
Tyler Snead, ECU
Shane Buechele, #18 SMU
Brady White, Memphis
Shane Buechele, #18 SMU
(2x) last by Shane Buechele, #18 SMU
(3x) last by Holton Ahlers, ECU
Holton Ahlers, ECU
Dillon Gabriel to Jaylon Robinson, UCF
Tyler Snead, ECU
Tyler Page, #18 SMU
Daquan Evans, USF
Ryan Wright, Tulane
(2x) last by Riley Patterson, Memphis
(7x) last by Tyler Snead, ECU
(7x) last by Tyler Snead, ECU
Nick Anderson, Tulane
(11x) last by four players, UCF
Rodney Owens, Memphis



2020 HONOR ROLL



Watch Lists

AFCA Good Works Team.....	Isaiah Graham-Mobley
Belitnikoff Award	Jadan Blue
Bronko Nagurski Award.....	Ifeanyi Maijeh
Burlsworth Trophy	Vincent Picozzi
Chuck Bednarik Award.....	Ifeanyi Maijeh
Disney Spirit Award	Isaiah Graham-Mobley
Freddie Solomon Community Spirit Award.....	Isaiah Graham-Mobley
Johnny Unitas Golden Arm Award	Anthony Russo
Outland Trophy	Ifeanyi Maijeh
Pop Warner College Football Award.....	Isaiah Graham-Mobley
Rimington Trophy	C.J. Perez
William V. Campbell Trophy	Isaiah Graham-Mobley
Wuerffel Trophy.....	Isaiah Graham-Mobley

Players of the Game

	<u>Offense</u>	<u>Defense</u>	<u>Special Teams</u>
Navy	Branden Mack	Isaiah Graham-Mobley	Adam Barry
USF	Wide Receivers	Arnold Ebiketie	Adam Barry
Memphis	Randle Jones	Linwood Crump	Kwesi Evans
Tulane	-	Arnold Ebiketie	-
SMU	Tayvon Ruley	Linwood Crump	Travis Malinowski
UCF	Jadan Blue	Arnold Ebiketie & Amir Tyler	-
ECU	B.Mack & K.Gray	E.Boozar & M.J.Griffin	Adam Barry

Scout Team Players of the Week

	<u>Offense</u>	<u>Defense</u>	<u>Special Teams</u>
Navy	Bryce Thoman	Nick Bags	Mathenge Mwangi
USF	James Della Pesca	Boaz Pogue	Samir Gardner
Memphis	Kyle Dobbins	Garrett Williams	Gabriel Gelves
Tulane	Zae Baines	D.J. Woodbury	Travis Hines
SMU	Mariano Valenti	Gabriel Gelves	Nate Slutzky
UCF	Lamumba Howard	Dyshier Clary	Samir Gardner
ECU	Demerick Morris	Samir Gardner	Ryan Reeder

American Athletic Conference All-Academic Team (53)

Kenneth Anyaehie, Nick Bags, Trad Beatty, Rory Bell, Trey Blair, Jadan Blue, Evan Boozar, Christian Braswell, Max Cavallucci, Andrew Eisenon, Kwesi Evans, Samuel Fraley, Ronald Gaines, Samir Gardner, Magnus Geers, Gabriel Gelves, Shane Hogarth, Jake Horoshko, Joshua Irvin, Aaron Jarman, Thomas Joe-Kamara, Travon King, Adam Klein, William Kwenkeu, Cole Lerch, Jordan Magee, Travis Malinowski, David Martin-Robinson, Re-al Mitchell, Isaac Moore, Michael Niese, C.J. Perez, T.J. Pergine, Nicholas Picozzi, Jason Prince, Jeremy Prince, George Reid, Kevin Robertson, Ronald Ross, Tayvon Ruley, Griffin Sestili, Jacoby Sharpe, Ronald Stevenson, Amir Tyler, Mariano Valenti, Darian Varner, Matthew Vitale, Garrett Williams, Kobe Wilson, DaeSean Winston, Nathaniel Wyatt, Tyreke Young, Miles Zietek.

DT Daniel Archibong

Preseason All-American Athletic ConferenceAthlon (2nd), Phil Steele (3rd)

WR Jadan Blue

Preseason All-American Athletic ConferencePhil Steele (2nd), Athlon (3rd)
Top 30 Player in American Athletic Conference..... College Football News

CB Christian Braswell

Preseason All-American Athletic ConferenceAthlon (3rd), Phil Steele (4th)

DE Arnold Ebiketie

American Athletic Conference..... USF Defensive Player of the Week

LB Isaiah Graham-Mobley

Preseason All-American Athletic ConferencePhil Steele (2nd), Athlon (4th)
William V. Campbell TrophySemifinalist

WR Randle Jones

American Athletic Conference..... USF Honor Roll

OL Adam Klein

Preseason All-American Athletic ConferenceAthlon (4th)

LB William Kwenkeu

Preseason All-American Athletic ConferencePhil Steele (3rd)

WR Branden Mack

Preseason All-American Athletic ConferencePhil Steele (3rd)

DT Ifeanyi Maijeh

Preseason All-America..... Phil Steele (4th)
Preseason All-American Athletic Conference.....
.....Athlon (1st), College Football News (1st), Phil Steele (1st)
Top 30 Player in American Athletic Conference..... College Football News

K Will Mobley

Preseason All-American Athletic Conference Phil Steele (4th)

OL Isaac Moore

Preseason All-American Athletic Conference
..... College Football News (1st), Athlon (3rd), Phil Steele (3rd)

OL Vincent Picozzi

Preseason All-American Athletic ConferenceAthlon (1st), Phil Steele (2nd)

SAF Amir Tyler

Preseason All-American Athletic ConferenceAthlon (4th)

2020 GAME SUMMARIES

Navy 31, Temple 29
Saturday, October 10, 2020

Navy-Marine Corps Memorial Stadium, Annapolis, Md.

TEMPLE COMES UP SHORT AT NAVY IN SEASON OPENER

ANNAPOLIS - Temple dropped its season opener to Navy, 31-29, Saturday night at Navy-Marine Corps Memorial Stadium. The Owls fall to 0-1, 0-1 in the American Athletic Conference play while the Midshipmen improve to 2-2, 2-0 in the AAC.

How it Happened

First Quarter

The Midshipmen received the ball to open the game and marched down the field for a 17-play touchdown drive that ended in a one-yard TD run on fourth and goal. The Owls responded with a successful opening drive of their own highlighted by six completions by quarterback Anthony Russo, three of those being to wide receiver Branden Mack for 45 yards.

Second Quarter

The Owls capped off their opening drive with a 25-yard field goal by Will Mobley early in the second period to trim the lead. Navy started its next drive near midfield after a 34-yard kickoff return. With eight more plays spanning just over four minutes, the Midshipmen punched in a second red zone touchdown to extend their lead to 14-3. Temple answered back with their second scoring drive of the night with big plays coming from running back Re'Mahn Davis and wide receiver Jadan Blue. A one-yard run from Russo resulted in Temple's first touchdown of the season. On the ensuing Navy drive, a fourth down conversion near midfield led to Navy's third touchdown of the game. Russo led Temple down the field on the Owls' next drive, however a red zone interception would take the game into halftime with the Midshipmen ahead 21-10.

Third Quarter

After a punt by each side to start the half, Temple got on the scoreboard once again with a seven-yard touchdown catch by Mack. The near five-minute drive was largely on the back of Davis as the sophomore recorded seven straight carries on the drive for 38 yards. The Midshipmen countered with a touchdown of their own on the very next drive, extending their lead to 28-17. Once again, Temple would mount a successful drive, thanks in large part to a 31-yard run from Tayvon Ruley.

Fourth Quarter

Russo would finish the drive with his second rushing touchdown of the game, this one being a nine-yard keeper, however, a failed two-point conversion would keep the Midshipmen ahead 28-23. A pair of fourth down



conversions for Navy on its subsequent drive led to a 50-yard field goal to give the Midshipmen an eight-point lead. On the next Owls drive, a critical fourth down conversion followed by a 35-yard trick play pitch and catch from Mack to David Martin-Robinson set the Owls up inside the five yard line with just over a minute left in the game. Davis would plunge in for a touchdown a few plays later setting up a potential two-point conversion to tie the game. The two-point conversion from Russo to Davis failed, and the Midshipmen recovered the onside kick to end the game.

Notes

Mack moved past former wide receiver Isaiah Wright and into twelfth place on TU's all-time list for receiving yards (1,608).

Mack also moved into a tie for seventh place in all-time receiving touch-

downs with Adonis Jennings (13).

Blue passed former wide receiver Jason Harper on the all-time receiving yards list (1,146).

Mack moved up to eleventh all-time for Temple receptions (112).

Scoring Summary

1st		TU-NA
5:22	J.Carothers 1 run (B.Nichols kick), 17-75 9:38	0-7
2nd		
14:23	W.Mobley 25 FG, 15-75 5:59	3-7
10:18	C.Warren 2 run (B.Nichols kick), 8-57 4:05	3-14
7:54	A.Russo 1 run (W.Mobley kick), 8-78 2:24	10-14
3:46	N.Smith 26 run (B.Nichols kick), 8-65 4:08	10-21
3rd		
5:43	A.Russo 7 pass to B.Mack (W.Mobley kick), 10-70 4:44	17-21
1:09	N.Smith 22 run (B.Nichols kick), 9-75 4:34	17-28
4th		
14:02	A.Russo 9 run (A.Russo pass failed), 6-75 2:07	23-28
4:56	B.Nichols 50 FG, 15-26 9:06	23-31
1:02	R.Davis 1 run (A.Russo pass failed), 10-75 3:54	29-31

Temple (0-1)	0	10	7	12	29
Navy (2-2)	7	14	7	3	31

Attendance: 4,400

Kickoff time: 6:02pm

End of Game: 9:05pm

Total elapsed time: 3:03

Officials: Referee: Tim Rich; Umpire: William Thomas;

Linesman: Adam Loudin; Line judge: Lance Thompson;

Back judge: Victor Firth; Field judge: Glen Wilson;

Side judge: Ryan Robinson; Center judge: James Jones

Weather: Slight wind

Temperature: 71

Wind: S 5-10mph

Team Stats

	TEM	NAVY
First Downs	25	18
Rushes-Yards (Net)	33-166	60-251
Passing Yards (Net)	241	48
Passes Att-Comp-Int	31-22-1	2-2-0
Total Offense Plays-Yards	64-407	62-299
Fumble Returns-Yards	0-0	0-0
Punt Returns-Yards	0-0	0-0
Kickoff Returns-Yards	3-56	4-92
Interception Returns-Yards	0-0	1-12
Punts (Number-Avg)	1-44.0	1-45.0
Fumbles-Lost	0-0	1-0
Penalties-Yards	4-30	4-50
Possession Time	24:39	35:21
Third-Down Conversions	8 of 12	8 of 14
Fourth-Down Conversions	2 of 2	4 of 4
Red-Zone Scores-Chances	5-6	3-3
Sacks By: Number-Yards	1-9	0-0

RUSHING: Temple - Davis 23-97; Ruley 5-46; Russo 4-20; Blue 1-3. Navy - N.Smith 20-120; Carothers 15-53; Fells 6-35; Acie 3-21; Warren 3-15; C.Williams 1-9; Morris 10-0; Team 2-(-2).

PASSING: Temple - Russo 21-30-1-206; Mack 1-1-0-35. Navy - Morris 2-2-0-48.

RECEIVING: Temple - Mack 7-80; Martin-Robinson 5-72; Blue 5-40; Jones 4-48; Davis 1-1. Navy - C.Williams 1-36; Cooper 1-12.

INTERCEPTIONS: Temple - None. Navy - Marshall 1-12.

FUMBLES: Temple - None. Navy - Morris 1-0.

SACKS: Temple - Graham-Mobley 1.0. Navy - None.

TACKLES (UA-A): Temple - Graham-Mobley 8-6; Kwenkeu 4-7; Ebiketie 3-7; Banks 3-6; Archibong 3-3; Tyler 3-3; Magee 2-3; Ware 2-3; Rigby 2-2; Majieh 1-3; Boozer 0-3; Crump 1-1; Braswell 1-0; Wilson 1-0; Martin-Robinson 1-0; Johnson 1-0; Jordan 0-1. Navy - Adams 5-4; McMorris 6-2; Marshall 5-2; Brennan 5-2; Kinley 4-1; Atwaters 3-2; Warren 3-0; West 3-0; Perkins 2-0; Pearson 2-0; Johns 1-1; Straw 1-1; Glenn 1-0; D.Williams 1-0; Cuevas-Gillis 1-0; Ruoss 0-1; Mathews 0-1; Lawley 0-1.

T 2020 GAME SUMMARIES



Temple 39, USF 37
Saturday, October 17, 2020
Lincoln Financial Field, Philadelphia, Pa.

FOURTH QUARTER COMEBACK LIFTS TEMPLE PAST USF

PHILADELPHIA - Trailing 31-20 late in the third quarter, Temple scored three touchdowns in just over 11 minutes to retake the lead, 39-31, and then stopped USF on its two-point try in the final minute to secure a 39-37 win in its home opener at Lincoln Financial Field. The Owls evened the record to 1-1 overall and in American Athletic Conference play. Temple QB Anthony Russo had another stellar offensive game, completing 30-of-42 passes for 270 yards and four touchdowns.

It was the Owls' defense that came up big in the end. DE Arnold Ebiketie picked up a fumble with just under 10 minutes and ran 11 yards to paydirt to give Temple the lead for good, 32-31. Amir Tyler then kept the Bulls from tying the score with a big tackle on the two-point conversion with 1:03 remaining.

How it Happened First Quarter

After an offensive pass interference on Bulls opening series cut their drive short, Temple received the ball at midfield. Twenty-one total yards from WR Jose Barbon put the Owls outside the redzone and from there, a touchdown pass from Russo to Blue gave Temple a 7-0 lead. On the ensuing USF drive, a fumble forced by Ebiketie from inside their own 20-yard line gifted the Owls great field possession for their second possession, but Temple could not convert on the opportunity, settling for a field goal to extend its lead. Following a good return on the following kickoff, the Bulls trimmed the deficit after a 10-play, 49-yard drive was capped off by a 13-yard passing touchdown from USF QB Jordan McCloud.

Second Quarter

After the two sides shared punts on the ensuing drives, an Adam Barry punt pinned the Bulls at their own five-yard line. The Owls could not get USF off the field, however, as the Bulls marched down the field on 10 plays for a touchdown to take the lead, 14-10. Temple responded with a touchdown of its own on the next drive as the Owls capped off an 11-play, 73-yard drive with their second touchdown of the day with Russo connecting with Blue again, this time for 13 yards. Jones provided the spark for the drive with two catches for 26 yards. After a Russo interception a few drives later, the Bulls took advantage of the short field, scoring a touchdown to retake the lead. A surprise outside kick on the kickoff gave USF the ball once again, but the Owls defense stood tall, forcing a fumble a few plays later to get the ball back with just over a minute left in the half. First down catches by Barbon and Blue put Temple in field goal range, but a blocked 36-yard field goal try sent Temple trailing going into halftime, 21-17.

Third Quarter

Temple received the ball to begin the second half and got the scoring underway, moving the ball 66 yards on 15 plays to set up Will Mobley's second field goal of the game. A long kickoff return to Temple territory set up the Bulls for the following drive. USF took advantage of the short field, driving quickly to set up McCloud's third passing touchdown of the game, extending the USF lead to 28-20. In the early stages of Temple's next drive, USF's Daquan Evans picked off Russo and returned the ball 56



yards to Temple's 10-yard line, but the Owls defense would stand tall once again, forcing the Bulls to settle for a field goal. After a failed inside kick gave the Owls the ball near midfield, a Brandon Mack touchdown catch capped off a seven-play drive to trim the USF lead, however, a failed two-point conversion attempt would keep the score at 31-26.

Fourth Quarter

A punt from both sides to open the fourth quarter pinned USF inside their own five-yard line. The Owls defense capitalized off of a failed USF handoff exchange, leading to an 11-yard scoop-and-score touchdown for Ebiketie to regain the lead for Temple, 32-31, but Temple's second failed two-point conversion attempt of the day would keep the lead at one. A three-and-out on the ensuing USF drive gave the Owls the ball on their own 19-yard line. Russo and company would mount another 10+ play touchdown drive with just under five minutes to play in the game. A strong 16-yard run by Ruley got the drive started

and Russo's fourth touchdown pass of the day, this one to Jones, extended the Owls lead to 39-31. The Bulls still had a chance to extend the game, putting together a touchdown drive of their own to cut the lead to two with just over a minute to play, however a USF failed two-point conversion would give the Owls the victory.

Notes

Blue moved into 11th all-time in receptions (112)
 Jones recorded a career high in receptions (8)
 Mack moved into the top-six all-time in receiving touchdowns (14)
 Rigby recorded a career high in tackles (11)

Scoring Summary

1st		TU-USF
10:10	A.Russo 5 pass to J.Blue (W.Mobley kick), 8-50 2:57	7-0
8:26	W.Mobley 24 FG, 4-5 1:10	10-0
4:34	J.McCloud 13 pass to R.St. Felix (J.Sackett kick), 10-49 3:44	10-7
2nd		
9:39	J.McCloud 28 pass to D.Dukes (J.Sackett kick), 10-95 3:20	10-14
5:16	A.Russo 13 pass to J.Blue (W.Mobley kick), 11-73 4:17	17-14
1:18	N.Johnson 2 run (J.Sackett kick), 4-35 0:59	17-21
3rd		
8:14	W.Mobley 26 FG, 16-66 6:46	20-21
5:39	J.McCloud 13 pass to J.Ford (J.Sackett kick), 8-46 2:24	20-28
3:16	J.Sackett 29 FG, 4-2 1:01	20-31
1:07	A.Russo 12 pass to B.Mack (B.Mack pass failed), 7-57 2:09	26-31
4th		
9:52	A.Ebiketie 11 fumble recovery (R.Davis rush failed)	32-31
4:28	A.Russo 13 pass to R.Jones (W.Mobley kick), 11-81 3:47	39-31
1:03	L.Parker 1 run (N.Johnson rush failed), 12-72 3:21	39-37

USF (1-4)	7	14	10	6	37
Temple (1-1)	10	7	9	13	39

Attendance: 782

Kickoff time: 12:05pm

Temperature: 55

End of Game: 3:37pm

Wind: NNE 9mph

Total elapsed time: 3:32

Weather: Sunny

Officials: Referee: Luke Richmond; Umpire: William

Thomas; Linesman: Dan Harrington; Line judge:

James Bryant; Back judge: Ken Bushey; Field judge:

Ben Vasconcelis; Side judge: Jake Dishaw; Center

judge: Alex Amaya

Team Stats	USF	TEM
First Downs	21	32
Rushes-Yards (Net)	44-143	43-146
Passing-Yards (Net)	181	270
Passes Att-Comp-Int	29-16-0	42-30-2
Total Offense Plays-Yards	73-324	85-416
Fumble Returns-Yards	0-0	2-23
Punt Returns-Yards	1-2	0-0
Kickoff Returns-Yards	6-131	3-51
Interception Returns-Yards	2-77	0-0
Punts (Number-Avg)	5-33.0	4-40.0
Fumbles-Lost	4-3	1-0
Penalties-Yards	11-107	5-54
Possession Time	27:39	32:21
Third-Down Conversions	4 of 12	9 of 18
Fourth-Down Conversions	2 of 2	1 of 1
Red-Zone Scores-Chances	5-6	6-7
Sacks By: Number-Yards	0-0	4-23

RUSHING: USF - Ford 15-68; Joiner 11-53; Dollison 1-10; Evans 1-5; N.Johnson 5-5; Parker 1-1; McCloud 10-1. Temple - Davis 25-83; Ruley 6-39; Russo 10-13; Barbon 1-8; Mack 1-3.

PASSING: USF - McCloud 15-26-0-182; N.Johnson 1-2-0-(-1); Ford 0-1-0-0. Temple - Russo 30-42-2-270.

RECEIVING: USF - Ford 5-54; Dollison 4-64; Dukes 3-41; St. Felix 2-19; L.Williams 1-3; Brinkman 1-0. Temple - Blue 9-60; Jones 8-81; Davis 4-29; Martin-Robinson 3-36; Barbon 3-35; Mack 3-29.

INTERCEPTIONS: USF - Evans 1-56; LaPointe 1-21. Temple - None.

FUMBLES: USF - McCloud 2-2; Joiner 1-1; Ford 1-0. Temple - Russo 1-0.

SACKS: USF - None. Temple - Reid 1-0; Kwenkeu 1-0; Ebiketie 1-0; Walker 1-0.

TACKLES (UA-A): USF - Boyles 6-3; Davis 7-1; LaPointe 5-0; Hampton 5-0; Pinkney 4-1; Roberts 4-1; Sails 3-2; Evans 3-2; Mangum 2-3; Logan 3-1; Bellamy 3-1; Grier 2-1; Green 2-1; Mims 2-0; Kegler 2-0; Curry 1-0; Harris 1-0; Grant 1-0; McCloud 1-0; St. Felix 0-1; Yates 0-1; Nichols 0-1. Temple - Rigby 10-1; Kwenkeu 6-1; Reid 6-0; Ebiketie 5-1; Ware 4-1; Graham-Mobley 3-2; Braswell 4-0; Tyler 3-1; Archibong 2-1; Johnson 2-0; Banks 2-0; Griffin 1-0; Isaacs 1-0; Clark 1-0; Wilson 1-0; Jordan 1-0; Crump 1-0; Niese 1-0; Walker 1-0; Russo 1-0.

T 2020 GAME SUMMARIES T

Memphis 41, Temple 29 Saturday, October 24, 2020 Liberty Bowl, Memphis, Tenn. MEMPHIS BLUES

MEMPHIS - Temple QB Anthony Russo passed for 387 and four touchdowns, three to WR Jadan Blue, but it was not enough as the Owls fell at Memphis, 41-29, Saturday at Liberty Bowl Memorial Stadium.

Russo set Temple school records for completions (41) and attempts (63) in leading the Owls to 500 total yards of offense. His 387 yards is a career high and ranks eighth on the Owls' all-time list. However he was intercepted three times in the contest.

Temple led 15-10 at the half, but consecutive turnovers on its first two possessions of the second half led to 17 straight points by Memphis as the Tigers took a 27-15 lead they would never relinquish.

How it Happened First Quarter

The Owls received the ball to start the contest and marched down the field to set up a 26-yard field goal attempt for Will Mobley that he missed wide left. Memphis took advantage of the missed opportunity, driving 80 yards on 11 plays with QB Brady White connecting with WR Tajh Washington on three-yard touchdown pass. A three-and-out on Temple's next drive would give the ball back to the Tigers, but on the first play Linwood Crump forced a fumble that Audley Isaacs returned 38-yards to the Memphis 10-yard line. The Tigers defense held and the Owls had to settle on a 25-yard field goal by Mobley.

Second Quarter

On the ensuing drive, the Tigers would drive down into Temple's redzone before a mishandled snap recovered by Amir Tyler gave the Owls the ball back. A 30-yard ankle-breaking run by Re'Mahn Davis on the first play of the drive pushed Temple to midfield. A 29-yard pitch-and-catch from Russo to Tayvon Ruley brought the Owls into the redzone, but the drive stalled following a Memphis sack. After forcing a Tigers three-and-out, Temple regained possession at its own 35-yard line and drove down the field on eight plays for a five-yard touchdown pass from Russo to Blue to give the Owls their first lead. A blocked extra point left the score at 9-7.

Another three-and-out for the Tigers gave Russo and company the ball once again. A fourth-down conversion in the Owls' own territory kept the drive alive, but a Memphis interception ended it. The Tiger pick set up a 42-yard field goal a few plays later to give the home team a one-point lead. The Owls responded well and took the lead right back with a 75-yard touchdown drive, capped off by a pass from Russo to Branden Mack, just before halftime.

Third Quarter

The Tigers got the ball to start the second half and marched down the field on a 13-play drive ending with a 47-yard field goal to cut the Owls lead to two, 15-13. On the first play of the following Temple drive, an attempted deep shot to Blue was picked off. A few plays later, Memphis would retake the lead on a 65-yard touchdown pass from White to Calvin Austin. The next Temple drive would result in another turnover, this time Davis was charged with a fumble around midfield. This set up Memphis'



third touchdown a few plays later. On Temple's next drive, a defensive pass interference against Memphis on fourth down would keep the drive alive and set up another Russo to Blue touchdown pass.

Fourth Quarter

Two fourth-down conversions would help the Tigers drive down the field to extend their lead to 34-22 in the opening moments of the quarter. Randle Jones provided the spark that the Owls needed on their next drive, catching back-to-back passes for 29 and 31 yards to set up Blue's third receiving touchdown, this one from eight yards out, to pull the Owls back within one possession, 34-29.

Both teams were forced to punt on their ensuing possessions before Elijah Clark picked off White at the Memphis 46 with just under six minutes to play. The Owls were not able to take advantage as the Tigers defense forced a three-and-out. White then marched his team down the field on an eight-play, 88-yard drive capped by a 15-yard

rushing TD by Kylan Watkins to make it 41-29 with 2:15 remaining.

Temple drove the ball down the field, but its 14-play drive ended at the Memphis 11 with a fourth-down incomple-

Notes

Blue: Career-high three touchdown receptions, seventh all-time in receptions (125)
Jones: Tied career-high for receptions (12) and yards (118) in a game

Scoring Summary

1st		TU-MEM
5:29	B.White 3 pass to T.Washington (R.Patterson kick), 11-80 3:21	0-7
1:42	W.Mobley 25 FG, 4-2 1:22	3-7
2nd		
7:41	A.Russo 5 pass to J.Blue (W.Mobley kick blocked), 8-65 2:49	9-7
3:34	R.Patterson 42 FG, 4-1 1:20	9-10
0:31	A.Russo 10 pass to B.Mack (A.Russo pass int'd), 12-75 3:03	15-10
3rd		
8:40	R.Patterson 42 FG, 13-47 6:15	15-13
7:52	B.White 65 pass to C.Austin (R.Patterson kick), 2-66 0:40	15-20
6:30	B.White 26 pass to T.Washington (R.Patterson kick), 2-54 0:45	15-27
2:37	A.Russo 32 pass to J.Blue (W.Mobley kick), 8-78 3:48	22-27
4th		
12:02	B.White 7 pass to J.Ivory (R.Patterson kick), 9-45 3:09	22-34
10:11	A.Russo 8 pass to J.Blue (W.Mobley kick), 7-75 1:51	29-34
2:15	K.Watkins 15 run (R.Patterson kick), 8-88 2:52	29-41

Temple (1-2)	3	12	7	7	29
Memphis (3-1)	7	3	17	14	41

Attendance: 10,321

Kickoff time: 12:05pm

Temperature: 50

End of Game: 3:41pm

Wind: NNE 12mph

Total elapsed time: 3:36

Weather: Overcast

Officials: Referee: A Calabrese; Umpire: Tom Laver-ty; Linesman: Baron Ballester; Line judge: Dan Bush; Back judge: James Sima; Field judge: James Reif; Side judge: Matt Waldron; Center judge: Nathan Um-berger

Team Stats	TEM	MEM
First Downs	30	24
Rushes-Yards (Net)	33-113	41-176
Passing Yards (Net)	387	313
Passes Att-Comp-Int	63-41-3	36-17-1
Total Offense Plays-Yards	96-500	77-489
Fumble Returns-Yards	2-38	0-0
Punt Returns-Yards	0-0	1-9
Kickoff Returns-Yards	2-44	2-36
Interception Returns-Yards	1-0	3-20
Punts (Number-Avg)	3-40.3	3-41.3
Fumbles-Lost	3-1	4-2
Penalties-Yards	6-75	7-71
Possession Time	33:28	26:32
Third-Down Conversions	8 of 19	8 of 17
Fourth-Down Conversions	2 of 4	2 of 2
Red-Zone Scores-Chances	4-7	3-4
Sacks By: Number-Yards	0-0	4-23

RUSHING: Temple - Davis 20-113; Ruley 4-5; Jones 1-2; Russo 8-(-7). Memphis - Clark 22-106; Watkins 9-45; Taylor 1-15; Martin 1-5; Weaver 2-4; Washington 1-3; White 4-0; Team 1-(-2).

PASSING: Temple - Russo 41-63-3-387. Memphis - White 17-36-1-313.

RECEIVING: Temple - Blue 13-115; Jones 12-118; Mack 6-64; Davis 5-32; Pittman 2-20; Barbon 2-9; Ruley 1-29. Memphis - Austin 6-184; Washington 5-77; Ivory 3-40; Weaver 1-8; Clark 1-2; Dykes 1-2.

INTERCEPTIONS: Temple - Clark 1-0. Memphis - Owens 2-(-8); Francis 1-28.

FUMBLES: Temple - Davis 2-1; Ruley 1-0. Memphis - White 2-1; Watkins 1-0; Austin 1-1.

SACKS: Temple - None. Memphis - Goodson 1.0; Ducksworth 1.0; Clemons 1-0; Joseph 1.0.

TACKLES (UA-A): Temple - Isaacs 3-5; Tyler 7-0; Johnson 5-0; Kwenkeu 2-3; Ebiketie 4-0; Majeh 3-1; Walker 2-2; Braswell 3-0; Reid 2-1; Ware 1-2; Griffin 2-0; Robertson 2-0; Archibong 1-1; Banks 1-0; Evans 1-0; Niese 1-0; Crump 1-0; Davis 1-0; Blue 1-0; Jordan 0-1. Memphis - Broussard 8-2; Lindsey 9-0; Goodson 6-3; Russell 6-2; Joseph 4-1; Owens 3-2; Q.Johnson 3-2; Clemons 2-2; Mashburn 2-0; Francis 2-0; Cullens 1-1; Oliver 1-1; Pickens 1-1; Patterson 1-0; Fields 1-0; Ducksworth 1-0; M.White 1-0; Blake 1-0; Parham 1-0; Robinson 0-1.

T 2020 GAME SUMMARIES



Tulane 38, Temple 3
Saturday, October 31, 2020
Yulman Stadium, New Orleans, La.

UNDERMANNED TEMPLE STRUGGLES AT TULANE

NEW ORLEANS - Playing without nine players on its two-deep chart including starting QB Anthony Russo, Temple (1-3, 1-3 AAC) was not able to muster any offense in falling at Tulane (3-4, 1-4 AAC) 38-3 Saturday at Yulman Stadium. It marked the first time Temple had lost to Tulane since its first meeting in the 1935 Sugar Bowl.

Head coach Rod Carey rotated backup QBs Trad Beatty (11-18, 122 yds, 1 INT) and Re-al Mitchell (5-8, 23 yds, 7 rushes 37 yds) throughout the contest, but neither was able to effectively move the team downfield. Temple was limited to 222 yards of total offense compared to Tulane's 504 yards.

The Owls defense did force three turnovers on the day but were unable to capitalize.



Third Quarter

The Tulane defense stood tall once again to open the second half, forcing an Owls three-and-out. The Green Wave offense then marched into the Temple red zone for their first scoring opportunity of the second half. With the Owls defense backed up inside their own three-yard line, a forced fumble from M.J. Griffin, recovered by Jordan Magee, prevented Tulane from extending their lead.

From there, Beatty's 35-yard pass to Jadan Blue down the left sideline got the ball into Green Wave territory. However, three straight unsuccessful plays set up a fourth-and-10 which the Owls would not convert. Tulane capitalized off the good field possession, driving 65 yards in six plays, capped by a 31-yard touchdown pass from Pratt to Watts to extend the lead to 17-3 with just over five minutes to play in the third quarter.

On the following drive, a Beatty interception gave Tulane the ball near the end of the third quarter. Five plays later and Pratt again hooked up with Watts, this time for a five-yard TD to make the score 24-3.

Fourth Quarter

The Temple offense continued to struggle in the fourth quarter, having consecutive short drives. Meanwhile, Tulane scored touchdowns on its only two drives to extend its lead to 38-3.

Notes

Bell: First career field goal
 Blue: Moved into sixth place all-time in receptions (129)
 Mack: Moved into eighth place all-time in receptions (124) and receiving yards (1,755)

How it Happened

First Quarter

The Owls forced a three-and-out on Tulane's opening drive, setting up great field possession for Beatty and company. Beatty then drove the Owls right down the field on their opening drive thanks in large part to a 41-yard pitch-and-catch to wide receiver Branden Mack that put Temple inside the five-yard line. However, the drive stalled there and Temple was forced to settle for a Rory Bell field goal to give the Owls the early lead, 3-0.

On the ensuing Green Wave drive, a couple of first downs put Tulane around midfield until a fumble recovered by Freddie Johnson gave the ball back to Temple. Mitchell then made his Temple debut on the next drive leading the offense, but the Owls punted the ball back shortly after. The Green Wave mounted another drive after a few first downs brought them into Temple territory before a Christian Braswell interception inside of Temple's own 10-yard line put an end to the drive.

Second Quarter

After the Owls came up empty on their drive, the Green Wave marched down the field in 10 plays to tie the game with a 40-yard field goal. Mitchell led the Owls offense once again, rotating in and out with Beatty throughout the first half, before being forced to punt around midfield. An Adam Barry punt put the Green Wave inside their own 10-yard line to start the drive, but that wouldn't last for long as a 52-yard pass from QB Michael Pratt to WR Duece Watts pushed Tulane into Owls' territory. A few plays later Tulane would take its first lead of the afternoon midway through the second quarter with a 13-yard rushing touchdown by Cameron Carroll.

A quick three-and-out for the Owls led to another drive for the Green Wave. Tulane drove down the field and into field goal range before an Arnold Ebiketie sack forced a long 51-yard try that went wide left. A few empty possessions for each side meant the contest headed into halftime with Tulane leading 10-3.

Temple (1-3)	3	0	0	0	3
Tulane (3-4)	0	10	14	14	38

Attendance: 1,200
 Kickoff time: 12:05pm
 End of Game: 3:05pm
 Total elapsed time: 3:00
 Temperature: 61
 Wind: NE 5mph
 Weather: Fair
 Officials: Referee: Henry Johns; Umpire: Bill Lamkin; Linesman: Todd Riddick; Line judge: Colin Gaynor; Back judge: Peter Buchanan; Field judge: Glenn Crowther; Side judge: Eric Hartman; Center judge: Steve Anderson

Team Stats	TEM	TLN
First Downs	11	28
Rushes-Yards (Net)	36-77	47-284
Passing Yards (Net)	145	220
Passes Att-Comp-Int	26-16-1	22-13-1
Total Offense Plays-Yards	62-222	69-504
Fumble Returns-Yards	0-0	0-0
Punt Returns-Yards	0-0	5-55
Kickoff Returns-Yards	5-76	2-23
Interception Returns-Yards	1-0	1-14
Punts (Number-Avg)	7-42.3	2-55.5
Fumbles-Lost	1-0	5-2
Penalties-Yards	5-38	6-47
Possession Time	24:22	31:45
Third-Down Conversions	4 of 16	7 of 11
Fourth-Down Conversions	0 of 2	0 of 0
Red-Zone Scores-Chances	1-1	4-5
Sacks By: Number-Yards	2-14	3-11

RUSHING: Temple - R.Mitchell 7-37; Davis 10-15; Saydee 4-15; Ruley 6-12; Jones 1-4; Beatty 8-(-6). Tulane - A.Jones 12-92; Carroll 13-63; Pratt 12-56; Hudson 3-35; Booker 4-20; Howard 2-16; D.Watts 1-2.

PASSING: Temple - Beatty 11-18-1-122; R.Mitchell 5-8-0-23. Tulane - Pratt 12-21-1-205; Howard 1-1-0-15.

RECEIVING: Temple - Jones 5-37; Blue 4-51; Mack 3-54; Davis 2-0; Stevenson 1-4; Ruley 1-minus 1. Tulane - D.Watts 5-114; J.Jackson 3-45; M.Jones 2-31; Toles 1-15; Wallace 1-9; P.Watts 1-6.

INTERCEPTIONS: Temple - Braswell 1-0. Tulane - Langham 1-14.

FUMBLES: Temple - Mitchell 1-0. Tulane - Langham 1-0; Hudson 1-1; Booker 1-0; Carroll 1-0; D.Watts 1-1.

SACKS: Temple - Archibong 1.0; Ebiketie 1.0. Tulane - Friloux 0.5; Hodges 1.0; J.Johnson 1.0; D.Williams 0.5.

TACKLES (UA-A): Temple - Ebiketie 6-1; Braswell 5-1; Magee 4-2; Walker 5-0; Tyler 5-0; Kwenkeu 4-1; Reid 4-1; Johnson 2-3; Ware 4-0; Griffin 3-0; C.Moore 3-0; Fox 2-0; Archibong 2-0; Odom 2-0; Banks 2-0; Howard 1-0; Jarman 1-0; Boozer 1-0; Erdman 1-0; Mack 1-0; Neeley 1-0; Bags 0-1. Tulane - Anderson 11-3; D.Williams 3-3; P.Johnson 4-0; Kuerschen 4-0; Friloux 3-1; J.Johnson 2-2; Henry 2-2; Sample 3-0; Hicks 2-1; Dyson 2-0; Brooks 2-0; Clark 2-0; Langham 2-0; Seiden 1-1; Machado 1-0; Hodges 1-0; Brown 1-0; Daniels 1-0; Bruchhaus 0-1.

Scoring Summary

1st		TU-TLN
10:37	R.Bell 22 FG, 8-54 3:17	3-0
2nd		
11:55	M.Glover 40 FG, 10-67 4:12	3-3
6:50	C.Carroll 13 run (M.Glover kick), 6-93 2:27	3-10
3rd		
5:36	M.Pratt 31 pass to D.Watts (M.Glover kick), 6-65 2:27	3-17
1:43	M.Pratt 5 pass to D.Watts (M.Glover kick), 5-30 2:32	3-24
4th		
12:01	M.Pratt 9 run (M.Glover kick), 3-40 1:15	3-31
3:53	K.Howard 15 pass to J.Toles (M.Glover kick), 10-55 6:05	3-38

T 2020 GAME SUMMARIES T

#18 SMU 47, Temple 23
Saturday, November 7, 2020

Lincoln Financial Field, Philadelphia, Pa.

SECOND HALF CHARGE LIFTS #18 SMU PAST TEMPLE

PHILADELPHIA - Temple's defense limited the high-scoring #18 SMU offense to 10 points and 196 yards of total offense in the first half and the Owls went into the locker room with a 13-10 lead. The Mustangs, however, exploded after intermission, outscoring the Owls, 37-10, in posting a 47-23 win Saturday in front of a 2,577 fans at Lincoln Financial Field.

Missing starting QB Anthony Russo for the second straight week, Temple coach Rod Carey again rotated backups Trad Beatty and Re'al Mitchell. Each had solid moments with Beatty connecting on a 75-yard TD to Randle Jones on the game's first play and Mitchell running for 66 yards on 17 carries. Each directed touchdown drives in the game.

How it Happened First Quarter

Temple received the opening kickoff and were immediately off to the races with QB Trad Beatty recording his first career passing touchdown, hitting WR Randle Jones for a 75-yard touchdown pass on the first play of the game. Rory Bell missed the point after to leave the score at 6-0.

SMU answered right back with a touchdown drive of its own. The Mustangs converted a few key third downs, capping off the drive with a 24-yard TD pass from QB Shane Buechele to WR Tyler Page.

Following a Temple three-and-out, DE Manny Walker sacked Buechele on a fourth-and-eight from the Owls 33. TU QB Re'al Mitchell then led the team on an 11-play, 61-yard drive which was finished off by a three-yard rushing touchdown from Tayvon Ruley, his first of the season. That gave the Owls a 13-7 advantage.

Second Quarter

Defense was the name of the game in the beginning of the second quarter as neither offense could mount a drive into the other's territory until midway through the period. Buechele then marched the Mustangs on a 14-play drive to the Owls' 13, but a holding penalty on a 4th-and-three negated a SMU touchdown. Chris Naggar connected on a 40-yard FG to cut the Temple lead.

On the ensuing drive, Temple managed just one first down before a 62-yard punt from Adam Barry, his career best as an Owl, was downed at the one-yard line. This guaranteed the Owls would lead going into the break.

Third Quarter

The Mustangs wasted no time starting the scoring in the third quarter, marching down the field in five plays thanks in large part to a 44-yard touchdown pass from Buechele to Page, their second touchdown connection of the afternoon. A quick three-and-out on Temple's opening drive of the half gave the ball back to the Mustangs. SMU mounted another scoring drive on its next possession,



moving the ball into the red zone before the Owls defense held, forcing another Mustangs' field goal to keep the game within one possession, 20-13.

Mitchell then led the Owls offense down the field once again as Temple answered back on their next drive with a field goal of their own, this one a 26-yarder from Bell.

Fourth Quarter

The Mustangs would dominate in the final quarter, scoring touchdowns on all four of their possessions to break the contest wide open.

Buechele, who finished the day completing 24-of-35 passes for 355 yards, tossed two of his four touchdowns in the quarter. The other two touchdowns came on a two-yard run by Tyler Lavine and a 49-yard rush by TeMerick Williams.

Mitchell, who played the entire second half due to an injury to Beatty, connected with Aaron Jarman on a 11-yard TD pass with 35 seconds remaining for his first TD pass as an Owl.

Notes

Beatty: first career touchdown pass
 Ruley: first rushing touchdown of the season
 75-yard touchdown reception by Jones marked Temple's longest play of the season
 De'Von Fox: first career reception and tied for team lead with five catches for 46 yards

Scoring Summary

1st		TU-SMU
14:47	T.Beatty 75 pass to R.Jones (R.Bell kick failed), 1-75 0:13	6-0
11:10	S.Buechele 24 pass to T.Page (C.Naggar kick), 10-85 3:31	6-7
1:32	T.Ruley 3 run (R.Bell kick), 11-61 5:45	13-7
2nd		
3:41	C.Naggar 40 FG, 14-45 5:32	13-10
3rd		
12:58	S.Buechele 44 pass to T.Page (C.Naggar kick), 5-65 2:02	13-17
8:36	C.Naggar 27 FG, 9-55 2:26	13-20
1:14	R.Bell 26 FG, 15-67 7:22	16-20
4th		
14:54	S.Buechele 24 pass to K.Granson (C.Naggar kick failed), 5-75 1:20	16-26
12:42	T.Lavine 2 run (C.Naggar kick), 3-34 0:54	16-33
9:17	S.Buechele 33 pass to R.Rice (C.Naggar kick), 5-81 2:31	16-40
7:32	T.Williams 49 run (C.Naggar kick), 1-49 0:09	16-47
0:35	R.Mitchell 11 pass to A.Jarman (R.Bell kick), 15-75 6:57	23-47

Temple (1-4)	7	3	10	27	47
SMU (7-1)	13	0	3	7	23

Attendance: 2,577
 Kickoff time: 12:05pm Temperature: 70
 End of Game: 3:16pm Wind: 5mph
 Total elapsed time: 3:11 Weather: Sunny
 Officials: Referee: Char.Lamertina; Umpire: Michael Prowell; Linesman: Adam Loudin; Line judge: Lance Thompson; Back judge: Matt Hill; Field judge: Rick Santilli; Side judge: Jerry Walter

Team Stats	SMU	TEM
First Downs	24	19
Rushes-Yards (Net)	32-194	43-157
Passing Yards (Net)	355	211
Passes Att-Comp-Int	35-24-0	30-17-0
Total Offense Plays-Yards	67-549	73-368
Fumble Returns-Yards	0-0	0-0
Punt Returns-Yards	4-64	1-12
Kickoff Returns-Yards	1-12	0-0
Interception Returns-Yards	0-0	0-0
Punts (Number-Avg)	2-43.5	7-47.3
Fumbles-Lost	0-0	0-0
Penalties-Yards	2-20	4-30
Possession Time	24:55	35:05
Third-Down Conversions	6 of 12	6 of 17
Fourth-Down Conversions	1 of 2	2 of 3
Red-Zone Scores-Chances	3-3	3-3
Sacks By: Number-Yards	1-8	2-14

RUSHING: SMU - Bentley 17-79; T.Williams 1-49; Lavine 8-49; Buechele 5-19; Team 1-minus 2. Temple - R.Mitchell 17-66; Ruley 15-66; Neely 2-13; Saydee 4-11; Dobbins 3-5; Beatty 2-(-4).

PASSING: SMU - Buechele 24-35-0-355. Temple - R.Mitchell 11-21-0-103; Beatty 6-9-0-108.

RECEIVING: SMU - Page 9-131; Granson 6-149; Rice 5-59; Gray 2-13; Burns 1-3; Bentley 1-0. Temple - Fox 5-46; Blue 5-34; Jones 2-86; Mack 2-27; Jarman 1-11; Reams 1-9; Ruley 1-(-2).

INTERCEPTIONS: SMU - None. Temple - None.

FUMBLES: SMU - None. Temple - None.

SACKS: SMU - Paul 1.0. Temple - Walker 1.0; Ebiketie 1.0.

TACKLES (UA-A): SMU - McBryde 6-3; Robinson 2-7; Denbow 5-2; Clay 5-0; Stephens 4-1; Hailey 3-1; Paul 2-2; A.Johnson 3-0; Cox 1-2; Cromartie 1-2; Rispress 2-0; Taylor 1-1; Aho 1-1; Calloway 1-1; W.Jones 1-0; Ndukwe 1-0; Ellison 1-0; Chatman 1-0; Levelston 0-1; Loveless 0-1; Pugh 0-1; Brown 0-1; M.Williams 0-1. Temple - Kwenkeu 7-3; Reid 6-1; Braswell 4-2; Odom 4-2; Ebiketie 2-4; Tyler 4-1; Crump 4-0; Wilson 2-1; Archibong 2-1; Barry 2-0; Walker 2-0; Majeh 1-1; Ware 1-1; Griffin 1-1; Brown 1-0; C.Moore 1-0; Boozer 0-1; Baines 0-1.

T 2020 GAME SUMMARIES



UCF 38, Temple 13 Saturday, November 14, 2020 Bounce House, Orlando, Fla. FOOTBALL FALLS AT UCF

ORLANDO - Two costly turnovers on Temple's first two possessions led to two quick UCF touchdowns and the Knights (5-2, 4-2 AAC) never looked back in handing the Owls (1-5, 1-5) a 38-13 defeat at the Bounce House Saturday night.

The Owls, playing for the third straight week with a roster depleted by injuries and Covid protocol issues, stayed close following the early 14-0 deficit and trailed by only 21-3 at the half. UCF, which leads the nation in total yards (652.5 ypg.), exploded for 17 third quarter points to break the contest open.

How it Happened

First Quarter

The Owls started with the ball to begin the game but would not retain possession as a strip-sack of QB Re-al Mitchell, making the first start of his career, on the second play of the game gave the Knights the ball deep in Temple territory. A few plays later, UCF punched it in for the first touchdown of the game. A second turnover on the next Owls drive gave the Knights good field possession once again. UCF would capitalize, adding its second rushing touchdown of the game to take a 14-0 lead. A three-and-out on Temple's next drive set up UCF RB Greg McCrae for his second rushing touchdown of the night, extending the lead to 21-0 midway through the period.

Second Quarter

Temple got on the board early in the second quarter after Mitchell led the Owls on a 46-yard drive that resulted in a Rory Bell field goal. The defenses stood tall throughout most of the quarter as the Owls drove down into UCF territory before being stopped on a fourth-down attempt to lose possession midway through the quarter. On the very next drive, the Knights had a promising drive that reached the Temple 23-yard line before a sack by DE Arnold Ebiketie pushed UCF back, forcing a long 45-yard field goal that missed wide left. Stalled drives for each side at the end of the quarter would end the low-scoring period with the Knights taking a 21-3 lead into the break.

Third Quarter

After a long kickoff return into Owls territory to start the first half, UCF capitalized on the good field position. This



time, WR Marlon Williams caught a 23-yard pass in the back of the end zone from QB Dillon Gabriel to get the scoring started in the second half. After a UCF field goal, Temple's third turnover of the contest gave the ball back to the Knights inside their own 10-yard line. A few big plays marched the Knights down the field with the drive capped off by another Williams touchdown catch from Gabriel. Nearing the end of the third quarter, an Ebiketie forced fumble gave the Owls the ball deep inside Knights' territory.

Fourth Quarter

Capitalizing on the short field, the Owls would score their first touchdown of the game courtesy of an Onasis Neely five-yard rushing touchdown. Midway through the fourth quarter, Temple tacked on three more points thanks to a 24-yard field goal from Bell.

Notes

Blue: Moved into third place all-time in receptions (139)
Ebiketie: Sack in four of six games this season
Mitchell: First career start

Scoring Summary

1st		TU-UCF	
13:00	G.McCrae 7 run (D.Obarski kick), 4-22 1:05	0-7	
10:19	O.Anderson 14 run (D.Obarski kick), 3-27 0:35	0-14	
6:51	G.McCrae 1 run (D.Obarski kick), 7-65 1:48	0-21	
2nd			
14:20	R.Bell 30 FG, 9-46 4:00	3-21	
3rd			
13:12	D.Gabriel 23 pass to M.Williams (D.Obarski kick), 5-45 1:39	3-28	
7:21	D.Obarski 25 FG, 9-72 2:33	3-31	
3:59	D.Gabriel 21 pass to M.Williams (D.Obarski kick), 2-91 0:27	3-38	
4th			
14:24	O.Neely 5 run (R.Bell kick), 3-12 1:15	10-38	
7:59	R.Bell 24 FG, 10-59 4:45	13-38	

Temple (1-5)	0	3	0	10	13
UCF (5-2)	21	0	17	0	38

Attendance: 8,768

Kickoff time: 7:30

End of Game: 10:57pm

Total elapsed time: 3:27

Weather: Mostly Cloudy
Officials: Referee: Anthony Calabrese; Umpire: Jeffrey Akers; Linesman: Brian Ballester; Line judge: James Bryant; Back judge: James Sima; Field judge: James Reif Side judge: Williams Lug; Center judge: Nathan Umberger

Team Stats	TEM	UCF
First Downs	19	19
Rushes-Yards (Net)	50-183	39-147
Passing Yards (Net)	107	272
Passes Att-Comp-Int	25-10-2	24-13-0
Total Offense Plays-Yards	75-290	63-419
Fumble Returns-Yards	0-0	1-6
Punt Returns-Yards	2-8	1-9
Kickoff Returns-Yards	1-22	3-74
Interception Returns-Yards	0-0	2-6
Punts (Number-Avg)	7-45.1	5-46.2
Fumbles-Lost	2-1	3-1
Penalties-Yards	4-35	6-49
Possession Time	37:13	22:47
Third-Down Conversions	6 of 17	4 of 12
Fourth-Down Conversions	1 of 2	1 of 1
Red-Zone Scores-Chances	3-3	4-4
Sacks By: Number-Yards	2-14	4-13

RUSHING: Temple - Ruley 23-90; Dobbins 4-34; Saydee 6-31; Neely 3-12; R.Mitchell 10-11; Duncan 4-5.
UCF - Anderson 10-83; McCrae 10-36; Q.Jones 3-30; Thompson 8-11; Harvey 2-3; Good 2-3; Team 1-(9); Gabriel 3-(10).

PASSING: Temple - R.Mitchell 10-23-2-107; Duncan 0-2-0-0. UCF - Gabriel 12-22-0-268; Q.Jones 1-2-0-4.

RECEIVING: Temple - Blue 5-71; Martin-Robinson 2-9; Mack 1-13; Barbon 1-10; Ruley 1-4. UCF - Robinson 4-113; M.Williams 4-102; Harris 3-47; O'Keefe, Ryan 1-6; McCrae 1-4.

INTERCEPTIONS: Temple - None. UCF - Bethune 1-6; Thornton 1-0.

FUMBLES: Temple - Dobbins 1-0; R.Mitchell 1-1. UCF - Thompson 1-1; Team 1-0; Bethune 1-0.

SACKS: Temple - Ebiketie 1.0; Banks 1.0. UCF - Celiscar 1.0; Choute 1.0; Goode 1.0; Gilyard 1.0.

TACKLES (UA-A): Temple - Ebiketie 8-1; Tyler 5-1; Kwenkeu 3-1; Archibong 1-3; Walker 1-3; Odom 3-0; Reid 2-1; Griffin 1-2; Crump 2-0; Joe-Kamara 2-0; Majieh 1-1; Banks 1-1; C.Moore 1-1; V.Picozzi 1-0; Brashwell 1-0; Erdman 1-0; Williams 1-0; Bell 1-0; Bags 1-0; Howard 1-0; Clark 1-0; Brown 1-0; Blair 1-0; Boozer 1-0; Panno 0-1; Ware 0-1; Wilson 0-1. UCF - Gilyard 7-5; Jean-Baptiste 7-0; Morris-Brash 6-0; Gainous 4-2; Grant 4-2; Bethune 1-4; Goode 2-2; Bullard 3-0; Woodson 2-1; A.Robinson 1-2; Zayas 2-0; Deloatch 1-1; Montalvo 1-1; Celiscar 1-1; Hancock 1-1; McMillian 0-2; A.Johnson 1-0; Lester 1-0; Richardson 1-0; Wilson 1-0; Choute 1-0; Moore 0-1; Thornton 0-1.

T 2020 GAME SUMMARIES T

ECU 28, Temple 3 Saturday, November 21, 2020 Lincoln Financial Field, Philadelphia, Pa. ECU TOPPLES TEMPLE IN COVID-DELAYED CONTEST

PHILADELPHIA - Temple, undermanned and starting its fifth-string quarterback, fell to ECU, 28-3, Saturday afternoon at Lincoln Financial Field.

Entering the game with a severely depleted roster, the Owls lost five defensive players, including four on its two-deep, due to COVID Protocol issues just prior to the start of the game. This also delayed the start of the contest by 50 minutes.

Despite a roster missing so many key players, the Owls fought valiantly, with two back-breaking plays in the second quarter – a 95-yard kick-off return and a 45-yard touchdown pass in the final minute – giving ECU separation, 21-3, heading into the half.

A 75-yard run by ECU QB Holton Ahlers led to the only score after intermission.



Owls recovered a fumble forced by LB Kobe Wilson with just over two minutes remaining in the half. Temple would not be able to capitalize on the opportunity as Gray's pass to Branden Mack was picked off in the end zone.

The Pirates took just two plays to move 80 yards with Ahlers connecting on a 45-yard TD pass to Snead to give ECU a 21-3 halftime lead.

Third Quarter

A couple of empty drives to open the half set up the Pirates at their own 10-yard line. From there, a 75-yard scramble from Ahlers left ECU one yard shy of the end zone. Ahlers would then punch it home with a one-yard touchdown run to make it 28-3.

Neither team could muster much offense the remainder of the quarter except for an ECU drive that stalled on the Owls 32.

Fourth Quarter

It was a scoreless quarter to end the contest as the teams combined for a mere 86 total yards.

Notes

Branden Mack: Moved into sixth place all-time in receptions (131).
Gray: First career start. Last time a true freshman started at QB for the Owls was in 2013 (P.J. Walker).
Four freshmen were among Temple's top five leaders in tackles with SAF M.J. Griffin (11) topping the Owls. The others were LB Kobe Wilson (7), LB Jordan Magee (4) and SAF Alex Odom (4).
Adam Barry set career highs for punts (11) and yards (492) in a single game. He averaged 44.7 yards per punt with five inside the 20.

Scoring Summary

1st		TU-ECU
0:33	H.Ahlers 60 pass to C.Johnson (J.Verity kick), 1-60 0:10	0-7
2nd		
11:36	R.Bell 28 FG, 4-7 1:13	3-7
11:22	T.Snead 95 kickoff return (J.Verity kick)	3-14
0:48	H.Ahlers 46 pass to T.Snead (J.Verity kick), 2-80 0:16	3-21
3rd		
11:05	H.Ahlers 1 run (J.Verity kick), 4-90 1:12	3-28

Temple (1-6)	7	14	7	0	28
ECU (2-6)	0	3	0	0	3

Attendance: 0
Kickoff time: 12:50pm Temperature: 64
End of Game: 3:38pm Wind: NW 6mph
Total elapsed time: 2:48 Weather: Mostly Sunny
Officials: Referee: Hank Johns; Umpire: Bill Lamkin;
Linesman: Jeff Pruitt; Line judge: Tracy Jones; Back judge: Peter Buchanan; Field judge: Glenn Crowther; Side judge: Eric Hartman

Team Stats	ECU	TEM
First Downs	16	10
Rushes-Yards (Net)	40-265	46-140
Passing Yards (Net)	182	95
Passes Att-Comp-Int	22-11-1	23-10-2
Total Offense Plays-Yards	62-447	69-235
Fumble Returns-Yards	0-0	0-0
Punt Returns-Yards	5-58	1-5
Kickoff Returns-Yards	2-111	0-0
Interception Returns-Yards	2-0	1-45
Punts (Number-Avg)	8-41.2	11-44.7
Fumbles-Lost	1-1	1-1
Penalties-Yards	1-12	10-59
Possession Time	25:06	34:54
Third-Down Conversions	3 of 13	3 of 17
Fourth-Down Conversions	0 of 0	0 of 0
Red-Zone Scores-Chances	1-2	1-2
Sacks By: Number-Yards	0-0	2-13

RUSHING: ECU - Mitchell 13-103; Ahlers 6-70; Harris 14-65; Pinnix 7-27. Temple - Ruley 14-48; Neely 15-38; Mack 3-16; Dobbins 7-15; Gray 2-13; Saydee 5-10.

PASSING: ECU - Ahlers 11-22-1182. Temple - Gray 10-21-2-95; Mack 0-2-0-0.

RECEIVING: ECU - Johnson 3-86; Snead 3-75; Harris 1-12; Proehl 1-6; Hatfield 1-3; Mitchell 1-1; Calhoun 1-(-1). Temple - Mack 4-24; Barbon 2-28; Fox 2-7; Martin-Robinson 1-30; Erdman 1-6.

INTERCEPTIONS: ECU - Dourseau 1-0; Bivens 1-0. Temple - Magee 1-45.

FUMBLES: ECU - Harris 1-1. Temple - Ruley 1-1.

SACKS: ECU - None. Temple - Boozer 1.0; Archibong 1.0.

TACKLES (UA-A): ECU - Bivens 8-3; Smith 5-4; Wilson 5-3; Willis 6-1; Powell 3-2; Dourseau 2-2; Faison 2-1; McMillian 2-1; Ramsour 2-1; Hickman 1-2; Johnson 1-2; D'Abreu 1-1; Wilk 1-1; McIver 1-0; Fleming 1-0; Ahlers 1-0; Morris 1-0; Robinson 0-1; Team 0-1; Laney 0-1; Romero 0-1; Terry 0-1. Temple - Griffin 8-3; Wilson 5-2; Kwenkeu 3-4; Magee 3-1; Odom 2-2; Boozer 2-2; Walker 2-1; Blair 2-1; Majeh 1-2; Clark 2-0; Morris 1-1; Ware 1-1; Banks 1-1; Archibong 1-0; Erdman 1-0; Jarman 1-0; Pogue 1-0; Barry 1-0; Jordan 1-0; Fox 1-0; Della Pesca 1-0; Bags 0-1.



ALL-TIME TEAM CAPTAINS



2017 Captains: Keith Kirkwood (5), Sean Chandler (3), Nick Sharga (4), and Jacob Martin (9)

1894	Robert H. Wass	1955	George Ponis	1994	Game captains	2011	Morkeith Brown
1895	Richard Ellis		Louis Grandizio	1995	John Shay		John Palumbo
1896	Robert Dippy	1956	Ronald Howley		Lance Johnstone		Adrian Robinson
1897	G. Morton Illman		Louis Grandizio		John Summerday	2012	Tahir Whitehead
1898	Charles Bossert	1957	Game captains	1996	Henry Burris		Justin Gildea
1899	John Rex	1958	Game captains		Eric Johnson		Marcus Green
1900	Howard S. Wilson	1959	Robert Aranzio		Alshermond Singleton		Martin Wallace
1901	Charles G. Hoyt		Daniel DePalma		Tim Terry		Game captain
1902	No captain on record	1960	Game captains	1997	Game captains	2013	Ryan Alderman
1903	Frank T. Shraka	1961	Game captains	1998	Game captains		Levi Brown
1904	Roy T. Schneider	1962	Game captains	1999	Marcus Godfrey		Kyle Friend
1905	No captain on record	1963	Game captains		Sean Martin		Tyler Matakevich
1906	No varsity team	1964	Game captains		Peppi Pichette	2014	Jalen Fitzpatrick
1907	John Penn	1965	Game captains		Theo Ross		Kyle Friend
1908	Linell F. Hewes	1966	Game captains		Leon Washington		Kenneth Harper
1909	Charles B. Singles	1967	Game captains		LeVar Talley		Matt Ioannidis
	William O'Brien	1968	Game captains	2000	Raheem Brock		Tyler Matakevich
1910	Samuel Loveman	1969	Game captains		Mathias Nkwenti	2015	Kyle Friend
1911	Stephen Wisser	1970	Joseph Mesko		LeVar Talley		Matt Ioannidis
1912	Herbert J. Fausel	1971	Robert Thornton	2001	Raheem Brock		Tyler Matakevich
1913	Louis Nightingale	1972	Douglas Shobert		Mac DeVito		Tavon Young
1914	John H. Rosengarten	1973	Dwight Fulton		Chonn Lacey	2016	Dion Dawkins
1915	Herbert D. Shields	1974	Joseph Cioffi		Jason McKie		Haason Reddick
1916	Oscar Mueller	1975	Robert Mizia		Akeiff Staples		Jahad Thomas
1917	No captain on record		Peter Righi	2002	Jairo Almonte		Phillip Walker
1918-21	No teams	1976	Mark Bresani		Dan Klecko		Avery Williams
1922	George Thompson	1977	Anthony Anderson		Terrance Leftwich	2017	Sean Chandler
1923	Van Dyke Conover		Seth Demberg		Dave Yovanovits		Keith Kirkwood
1924	Theodore Doering		Bruce Gordon	2003	Taso Apostolidis		Jacob Martin
1925	James Gilliland	1978	Anthony Anderson		Zamir Cobb		Nick Sharga
1926	Benjamin Cresse		Robert Brewer	+++	Yazid Jackson	2018	Ryquell Armstead
1927	Harry J. Jacobs		Seth Demberg		Joe Laudano		Ventell Bryant
1928	Howard B. Gugel	1979	Brian Broomell	2004	Troy Bennett		Michael Dogbe
1929	Grover Wearshing		Michael Curcio		C.J. Blomvall		Delvon Randall
1930	John Bonner		Casey Murphy		Ikey Chuku	2019	Shaun Bradley
1931	Joseph Bannak	1980	Richard Garza		Sadeke Konte		Jovahn Fair
1932	Leon Whittock		Mark McCants		Lawrence Wade		Matt Hennessy
1933	Edgar Smith		Colin McCarty	2005	Christian Dunbar		Chapelle Russell
1934	Peter Stevens	1981	Steven Conjar		John Gross	2020	Daniel Archibong
1935	James Russell	1982	Vincent Mini		Ray Lamb		William Kwenkeu
1936	William Docherty	1983	Tim Riordan		Mike Mendenhall		Branden Mack
1937	Christian Pappas		Kevin Ross	2006	Ryan Gore		C.J. Perez
	Joe Drulis	1984	Anthony Young		Mike Holley		
	Moe Katz		Paul Darragh	2007	Elliot Seifert		
1938	Richard Wheeler		Brian Slade		Leyon Azubuike		
1939	Edward Kolman		Kurt Bamberger		Alex Derenthal		
1940	Charles Drulis	1985	Lloyd Yancey		Adam DiMichele		
1941	Andrew Tomasic		Todd Bowles		Anthony Ferla		
1942	Al Drulis		John Rienstra	2008	Abioye Oyeiyemi		
1943	George Heil	1986	Game captains		Alex Derenthal		
1944	Mort Hockheiser	1987	Game captains		Adam DiMichele		
1945	Jack Burns	1988	Game captains		Bruce Francis		
1946	Frank Varga	1989	Loranzo Square		Dominique Harris		
1947	Joseph Nejman		Ray Haynes		Terrance Knighton		
1948	John Rogers	1990	Kenyatta Rush		Vaughn Charlton		
1949	Vincent Zelinski		Dick Beck	2009	Dominique Harris		
1950	Vincent Skladany	1991	Swift Burch		Alex Joseph		
1951	Robert Daley		Santo Stephens		Steve Maneri		
1952	David Lill		Brian Krulikowski		Andre Neblett		
	Pat Sarnese	1992	Roman Hale		Devin Tyler		
1953	Joseph McKee		Efrain Cabrera	2010	Jaiquawn Jarrett		
	Carmen Piccone	1993	Tré Johnson		Elisha Joseph		
1954	Tex Robinson		Kyle Gasper		Amara Kamara		
	Jim Cloney		Jason Thompson		Darius Morris		


Multi Captains

These players have been named captain for more than one season.


Anthony Anderson.....	1977-78
Raheem Brock.....	2000-01
Seth Demberg.....	1977-78
Alex Derenthal.....	2007-08
Adam DiMichele.....	2007-08
Kyle Friend.....	2013-15
Louis Grandizio.....	1955-56
Dominique Harris.....	2008-09
Matt Ioannidis.....	2014-15
Tyler Matakevich.....	2013-15
Lavar Talley.....	1999-00




ALL-TIME LETTERWINNERS




Henry Burris




Don Bitterlich



Todd Bowles



Mark Bresani



Bob Brewer

A ♦ A ♦ A

Michael Abbott.....1983-84
 Dave Abdou.....1982-84
 John Adams.....2003-04
 Lamond Adams.....1995-98
 Lance Adams.....1988
 Olaniyi Adewole.....2011-12
 George Agalias.....1965-67
 Robert Ahlum (mgr.).....1941
 Shahbaz Ahmed.....2012-15
 John Ahlin.....1927-28
 Ryan Alderman.....2010-13
 Jason Alisauckus.....1996-98
 Brian Allbrooks.....2004-05
 Oniel Allen.....1990
 Jay Allingsworth.....1954
 Jairo Almonte.....2001-02
 Jarred Alwan.....2013-16
 Jace Amore.....2001
 Vic Amoroso.....1970-72
 Paul Anapol.....1955
 Anthony Anderson.....1975-78
 Carl Anderson.....1955
 Elmer Anderson.....1934-36
 Gustave Anderson.....1930-31
 Jemarr Anderson.....2007
 Robby Anderson.....2012-13, '15
 Charles Andrews.....1997
 Scott Andrien.....1981-84
 Jim Andrusko.....1981-82
 Anthony Angeli.....1985
 Gregg Angeli.....1988-91
 Louis Angelo.....2000
 Tony Angelo.....1992-93
 Arnell Anthony.....1973
 Bill Anzalone.....1970-72
 Taso Apostolidis.....2000-03
 Nick Apostolu.....2017
 Bob Arangio.....1957-59
 Daniel Archibong.....2017-20
 Ryquell Armstead.....2015-18
 John Armstrong.....1986-89
 Keith Armstrong.....1983-86
 Kevin Armstrong.....2005, 07-08
 Boye Aromire.....2014-15
 Alex Aronow.....1992
 Elliott Artis.....1977-78
 Gregg Ascolese.....1994, 96-97
 Lindell Ashburn.....1925-26
 Samuel Ashwood.....1938-39
 Jeremiah Atoki.....2016-17
 Damon Atwater.....1994
 Louis August.....1956
 Wil Augustine.....1930
 Mario Ayala.....1994, 96, 98
 Leyon Azubuike.....2005-07
 Alex Azzari.....1971-73

B ♦ B ♦ B

John Babett.....1944-46
 Vic Baga.....1961-63
Nick Bags.....2020
 Tom Baiunco.....1985

James Baker.....1934, 1937
 Matt Baker.....1987-90
 Matt Balasavage.....2007, 09-11
 Bob Balkunas.....1981-83
 Vere Balmer.....1934
 Zach Bambarly.....2014
 Kurt Bamberger.....1983-84
 Khiris Banks.....2019-20
 Terrance Banks.....2006-07
 Joseph Bannak.....1929-31
 Tore Barbaccia.....1981-83
 Ron Barbeck.....1949-51
Jose Barbon.....2019-20
 Pat Barnes.....1967-69
 Kobie Barnett.....1995
 Bruce Baron.....1960-62
 Roger Barr.....1959-61
 Robert Barratt.....1961
 Patrick Barrett.....1969-71
Adam Barry.....2019-20
 Phil Bartocci.....2008
 Richard Bateman.....1948-50
 Stanley Batinski.....1938-40
 Dwavon Battle.....2005-06
 Joe Bauinco.....1981-82
 Marc Baxter.....1992-95
 Tom Bazis.....1963-65
 Trad Beatty.....2020
 Len Beck.....1923-24
 Richard Beck.....1987-90
 Bryan Becker.....1967
 Ronald Becker.....1955
 Ken Bekelja.....1975
 James Belfie.....1962
 David Bell.....1987
Rory Bell.....2020
 Stephen Bell.....2004-05
 Len Bellis.....1946-47
 Terrence Belvin.....2001-02
 Samuel Benjamin.....2012, 14-15
 Troy Bennett.....2001-04
 Fitzgerald Benson.....1977-79
 George Benson.....1978
 Wyatt Benson.....2010-12
 Kyle Benzio.....1997-98
 Mike Berger.....1981-83
 Tom Berger.....1994
 Pete Bernard.....1986-88
 Ray Bernard.....1983
 Bill Bernardo.....1946, 48-49
 Bob Bernardo.....1971-73
 John Berrier.....1937-39
 Sidney Beshunsky.....1940-42
 Satyen Bhakta.....2003
 Curtis Bicker.....1933
 Ronald Bicker.....1955
 Ed Biernacki.....1971-72
 Leon Biernacki.....1963-64
 Ed Bigos.....1949-51
 Ed Bilikiewicz.....1941-42
 Michael Billops.....2004-05
 Paul Bingaman (mgr.).....1950-51
 Gerard Bishop.....1999-02

Don Bitterlich.....1973-75
Trey Blair.....2020
 Mike Blandina.....1972
 Bill Blick.....1965-67
 Jason Blissett.....1995-97, 99
 Paul Blom.....1977
 C.J. Blomvall.....2003-04
Jadan Blue.....2019-20
 Morris Blueford.....2007, 09-11
 John Boback.....1977
 John Bochynski.....1940-41
 Jon Bogle.....1959-60
 John Bognano.....1991-92
 Josh Boies.....1996-97
 Anthony Bolden.....2001-02
 Frank Bongivengo.....1984-86
 Tony Bonitatibus.....1978
 Cornelius Bonner.....1929-31
 Gene Bonner.....1972
 John Bonner.....1927-30
 Pat Bonner.....1995-97
 William Bonner.....1944
 William Bonsall.....1949-50
 Cody Booth.....2010-13
 Freddie Booth-Lloyd.....2015-18
 Cole Boozer.....2016-17
Evan Boozer.....2020
 Thomas Borgesel.....1977-79
 Jim Boscoe.....1966-68
 Dan Bosnic.....2001-02
 Ted Bosnjak.....1977
 Erle Bougher.....1941, 1945
 Aaron Boumerhi.....2016-17
 Fred Bovoso.....1958-59
 Ed Bowen.....1993-96
 Connor Bowler.....2018
 John Bowles.....1938-39
 Todd Bowles.....1982-85
 Adam Boyd.....2002
 Hugh Boyd.....1950-51
 Ikeem Boyd.....2014
 John Boyd.....1933-35
 Joseph Boyd.....1939-41
 Pat Boyle.....2008-09, 12-13
 Sean Boyle.....2008-09, 12-13
 Almonese Boyles.....2000-01
 Gus Braccia.....1952-54
 Shaun Bradley.....2016-19
 William Bradley.....2004-05
 Tom Bradway.....2015-16
 Larry Brahm.....1939-41
 JC Braker.....2005
 Christian Braswell.....2018-20
 Mike Brennan.....1992
 Mark Bresani.....1973-76
 Bob Brewer.....1975-78
 Larry Brewton.....1983-86
 Jim Bright.....1949-51
 Mark Bright.....1976-79
 Wilbert Brinson.....2006-09
 Raheem Brock.....1998-01
 Jerry Brodsky.....1958-60
 Chet Bromke.....1951-52, 55


Brian Broomell.....1976-79
 Andrew Brown.....1992-94
 Doug Brown.....1974-75
 Dwayne Brown.....1998-99
 Jim Brown.....1980-83
 Kimere Brown.....2017-18, 20
 Leon Brown.....1988-91
 Levi Brown.....2010-13
 Marcus Brown.....2006, 09
 Matt Brown.....2009-12
 Morkeith Brown.....2008-11
 Reggie Brown.....1981-82
 Tim Brown.....2004, 06
 Willie Brown.....1995
 Jake Brownell.....2006-09
 Ron Bruce.....1990-91
 Alex Brunoff.....1942, 1946-47
 Andrew Brunski.....1939-40
 Keyvone Bruton.....2018-19
 Ventell Bryant.....2015-18
 Tony Buccino.....1994
 David Buchanan.....1926-29
 Bob Buckanavage.....1960-62
 Ramone Budgetts.....1997
 Shawn Bullard.....2002-03
 Josh Bundy.....2004-07
 Fred Buonavolta.....1952
 Swift Burch.....1988-91
 Decara Burgess.....1996-97
 Joe Burgos.....1991-92
 Terrell Burnett (mgr.).....1970
 Emmett Burns.....1987
 Jack Burns.....1943-45
 Henry Burris.....1993-96
 Antwon Burton.....2003, 05
 Mike Busch.....1966-67
 Gerald Butler.....2001
 Jerry Butler.....1997-98
 Joseph Butler.....1979
 Nyles Bynum.....2007, 09-10
 Richard Byrd.....1992

C ♦ C ♦ C

Larry Cabrelli.....1965
 Efrain Cabrera.....1989-92
 Tomas Cabrera.....2010
 Edward Cahill.....1944
 Ray Calabrese.....1969
 Ron Caldarelli.....1975
 Peter Calderone.....2014
 Joseph Caliguire.....1980
 Jim Callahan.....1966-68
 Robert Callahan.....1946-48
 Louis Cammisia.....1997-99
 Michael Campbell.....2007-10
 Randy Canzater.....1993-95
 Bob Capello.....1927-28
 Blaze Caponegro.....2011-13
 Steve Caporiccio.....1967-69
 Steve Caputo.....2008-10
 Don Carden.....1969-70
 Donald Carden.....1978
 Sean Carden.....1993-94

J. J. Cardona.....1996, 98
 Larry Cardonick.....1952-54
 David Cardy.....1984
 Pat Carey.....1975-77
 Manny Carlis.....1986-89
 Eric Carpenter.....2001-04
 Vaughn Carraway.....2009-12
 Brian Carter.....2014-17
 Frank Carter.....1993-96
 Kenyatta Carter.....1996-98
 Russell Carter.....1982-84
 Kevin Cary.....1990-92
 Andrew Case.....2008
 Russell Caso.....1991-92
 Gene Caterina.....1948-50
 Nick Caterina.....1929-31
 Todd Centeo.....2018-19
 George Chaisson.....1969
 Christ Chambers.....1986, 1988
 Sean Chandler.....2014-17
 Terrell Channell.....2006
 Roger Chanoine.....1994-97
 Dave Chapman.....1972
 Evens Charles.....1992-93
 Vaughn Charlton.....2006-07, 09-10
 Ed Charters.....1950-52
 John Charters.....1953-54
 Larry Chester.....1996-97
 Dave Chiavacci.....2006
 Dave Chinnock.....1972-74
 Lance Chisholm.....1984-87
 Ray Chiumento.....1963-64
 John Christopher.....2012-15
 Brandon Chudnoff.....2012-15
 Ikey Chuku.....2000-01, 03-04
 Michael Ciacchia.....1955
 Louis Cian.....1945
 Joseph Ciasullo.....1951
 Joe Cioffi.....1972-74
 Colin Clancy.....2005, 08
 George Clancy.....1975
Elijah Clark.....2019-20
 Jon Clark.....1992, 94-95
 Vincent Clark.....1981
 Bob Clauser.....1980-82
 David Claypoole.....1960
 Earl Cleghorn.....1965-66
 Jim Cloney.....1952-54
 William Cloud.....1945
 Zamir Cobb.....2000-03
 Lloyd Codada.....2007
 Daniel Codispot.....1985-86
 Kenneth Coffin.....1982-84
 Chuck Cohen.....1982-84
 Monte Cole.....1975
 Andrew Coleman.....2005
 Donnie Coleman.....2000-03
 Georg Coleman.....2005-08
 Dante Coles.....2001
 Jeff Coles.....1992
 Charles Collett.....1955-56
 Barry Collins.....1977-79

ALL-TIME LETTERWINNERS



Mike Busch

Justin Collins.....1995
Wayne Colman.....1965-67
Trent Conelias.....1982-85
Steve Conjar.....1978-81
William Conlin.....1929
James Connor (mgr.).....1933
Mike Constantatos.....1987-90
George Conti.....1967-68
P.J. Cook.....1992, 1994
Jim Cooney.....1943-44
Daquan Cooper.....2011-12
Evan Cooper, Jr.2005-08
Gary Cooper.....1951-52
Jim Cooper.....1974-76
Jim Cooper, Jr. (K).....2013-14
Jim Cooper, Sr. (K).....1983-86
Williard Cooper.....1986-88
Joe Corbi.....1959-62
Mike Corbi.....1965
Chuck Corrigan.....1980
Bill Cosby.....1961
Mike Costello.....2002
Jim Cottrell.....1969
Donald Council.....1960-62
Marcus Counts.....1994-97
Donald Covington.....1963-65
Keno Cox.....1991-93
Larry Cox.....1981
Phil Cox.....1994
Chris Coyer.....2011-13
Jim Coyle.....1976-77
William Crabtree.....1960
Charles Cranford.....1925-27
Brett Crespina.....1999
Keita Crespina.....1991-92
Arthur Cresse.....1925-26
Gilbert Crews.....1985
Joseph Crispo.....1944
Ricardo Crosling.....1992
Eric Cross.....1982-85
Bill Crouthamel.....1973
Dy'Onne Crudup.....2006-08
Linwood Crump.....2016-18, 20
Anthony Cruz.....2018-19
Joe Cugini.....1961-64
Eugene Culbreath.....1993-96
Derrick Cunningham.....1990
Anthony Curcio.....1958-59
Mike Curcio.....1976-79
Phil Currie.....1995
George Curry.....1964-65
Kadeem Custis.....2009-11
Kevin Czaban.....1998-01
Jon Czarnecki.....1963-65

D • D • D

Robert Daly.....1949-51
Albert D'Amico.....1983
Chris D'Amico.....1983-86
Gary Dance.....1988
Frank Daniel.....1965
Bob Daniels.....1951-53
Sean Daniels.....2010-12
Richard Danson.....1984-87



Pat Carey

Nick D'Antonio.....1957-58
Rodney Darius.....1997
Paul Darragh.....1981-84
Ramando Davidson.....1991-93
William Davidson.....1935-36
Anthony Davis.....2014
Danny Davis.....1993-94, 1996
Douglas Davis.....1984-85
Durrel Davis.....2003-04
Jared Davis.....1999-01, 2003
Jason Davis.....1993-96
Jason T. Davis.....1998-01
Lonnie Davis.....1980
Re'Mahn Davis.....2019
Wendell Davis.....1996-97
Dion Dawkins.....2013-16
Konrad Dean.....1997-98
Ed Dear.....1961-64
Frank DeBerardinis.....1968
Kevin DeCaesar.....2018
Tom DeFelice.....1965-67
Anthony DeGannes.....2003
James Della Pesca.....2020
Romond Deloatch.....2012, 14-16
Nick DeMarco.....1967
Aymon DeMauro.....1980
Seth Demberg.....1975-78
Keith Dembo.....1984-87
Leigh Denman.....2004
Thomas DeNiro.....1968-69
Derek Dennis.....2007-08, 10-11
Scott Dennis.....1991-92
Aaron Denton.....1990-91
Ray DePalma.....1957-59
Mike Derchak.....1965-67
Alex Derenthal.....2005-08
Wilbur Derhy.....1950
Anthony DeSantis.....1957, 59
Joe DeSanzo.....2005
George Deveney.....1988, 90-91
Louis DeVicaris.....1951
Mac DeVito.....1998-01
Byron Dickerson.....1985-86
Khyel Dicks.....1999
Neil Dickson.....2005-06
Roy Diduk.....1952
David Diehl.....1957-58
John DiGregorio.....1958-59
Sean Dillard.....1999-02
Frank DiMaggio.....1969-70
Ralph DiMeo.....1985
Adam DiMichele.....2006-08
Alex DiMichele.....2006
George Dimitruk.....1972
Jamie Dimond.....1988-89
Karamo Dioubate.....2016-19
Ray DiPalma.....1959-60
Tyrone Ditzel.....1998-00, 2002
Hassan Dixon.....2014
Zachary Dixon.....1977-78
John DiYenno.....1967
Kyle Dobbins.....2020
Paul Dobransky.....1954-55
Matt Dobrowolski.....1955-57




Randy Grossman

Bill Docherty.....1934-36
Kenneth Dodd.....1967
DeMarco Dodson.....2004
Michael Dogbe.....2015-18
Mark Dolin.....1943-46, 1948
John Domenico.....1974-75
David Donald.....1984-85
Mark Donlevie.....1973-75
Anthony Dougal.....1931
Leon Doughty (mgr.).....1937
Andre Douglas.....2007-08
Richard Dowiak.....1974-75
Chickie Downham.....1958-60
Gary Downing.....1991-92
James Doyle.....1955-56
Rich Drayton.....1987-90
Dave Drehl.....1955
Don Driebe.....1930-31
Daniel Drissel.....1964-65
Nick Droboniku.....1952-53, 55
Adrian Drones.....1991-94
Kirk Drukenbrod.....1985-87
Albert Drulis.....1940-42
Charles Drulis.....1938-40
Joseph Drulis.....1936-37
Paul Dubenetsky.....1946-49
Kevin Duckett.....1979-80
Patrick Dudley.....1986-89
Tom Duff.....1973-75
Mike Duffy.....1979
Joseph Dugan.....1975-77
Jim Dulin.....1970
Christian Dunbar.....2002-05
Jarrett Dunston.....2006
Rob Dvoracek.....2012-13

E • E • E

Christ Eaddy.....1985-88
Bob Eastwick.....1966-68
Dick Eastwick.....1967-69
Arnold Ebiketie.....2019-20
James Edwards.....1983
John Edwards.....1950-52
Lawrence Edwards.....1967-68
Brett Egan.....1977-79
Red Egan.....1934-35
Gregory Egner.....1928-30
Andrew Eisonson.....2020
Marcus Elbert.....2003-04
Marshall Elick.....2016-17
Carlton Elliott.....1945
Avery Ellis.....2012, 14-16
Mark Ellis.....1990-91
Dennis Engelman.....1972-73
Harry Engle.....1925-26
Deadrake Epps.....1995-96
Craig Epley.....1980-82
Willie Erdman.....2020
James Ermert.....1981-84
Brian Erwin.....1989-92
Robert Esterly.....1946-48
Malcolm Eugene.....2011
Kwesi Evans.....2020




Steve Conjar

Mike Evans.....1971-73

F • F • F

Frank Fahey.....1956-58
Jovahn Fair.....2016-19
Matt Falcone.....2009, 13
Joe Famille.....1968-70
Ralph Farra.....1961-64
David Fatherly.....2006
Jim Fatigate.....1967-69
Dan Faulkner.....1972-74
David Fecak.....1961-64
Michael Feddock.....1949, 51
William Feddock.....1949, 51
Gene Feingold.....1981-83
Dick Fekete.....1962-64
Shelly Feldman.....1944, 47-48
Michael Felton.....2012-15
Makonnen Fenton.....2001-03
Eric Fenwick.....1988-91
Jabari Ferguson.....2005-08
Umar Ferguson.....2003-05
Anthony Ferla.....2006-07, 09
Rafael Fernandes.....2000
Vincent Ferrara.....1952
Michael Ficarra.....1950-51
Adam Fichter.....2002-05
Sharif Finch.....2013-15, 2017
Joseph Finio.....1958
Ronald Fioravanti.....1978-79
John Fischer.....1932
Herb Fisher.....1954-55
Jeff Fiss.....1996
Jalen Fitzpatrick.....2011-14
Jermell Fleming.....1992
Kenneth Fleming (mgr.).....1952
Chris Fletcher.....1967-69
Jared Folks.....2016
John Fonash.....1964-65
Frank Ford.....1940-41
Reginald Ford (mgr.).....1928
Victor Ford.....1996-98
Jonny Forrest.....2019
Artel Foster.....2014-17
De'Von Fox.....2020
Mike Fox (mgr.).....1978-79
Richard Fox.....1939
Bruce Francis.....2005-08
Harry Frank.....1925
Sam Franklin.....2016-19
William Frantz.....1949-51
David Frederick.....1965
Jeff Frederick.....1992-94
Grigory Frenk.....2009
John Freer.....1948
Lee French.....1951-53
Glenn Frey.....1933-35
Kyle Friend.....2012-15
Larry Fritz.....1972-74
Mike Frost.....2000, 02
Jeffery Fry.....1974-75
Fulton Fryar.....1997-99




Mike Curcio

Frank Fucetola.....1970
Fred Fuchs.....1962-64
Edward Fulmer.....1938
Bobby Fulmore.....2004-05
Dwight Fulton.....1971-73
Vaughn Fulton.....2018
Michael Fuoco.....1978-80

G • G • G

Dick Gable.....1959-61
Vincent Gabriele.....1999-01
Juan Gaddy.....1994-97
Ron Gaines.....2019-20
Neil Gale.....1970
Robert Gallagher.....1979-80
Junior Gallette.....2006-08
Joseph Gallia.....1933-34
Anthony Gambone.....1979-80
Andrew Garczynski.....1984-87
Jager Gardner.....2015-16, 2018-19
Bryant Garvin.....1990-91
Rich Garza.....1977-80
Ronald Gassert.....1983-85
Wilber Gattuso.....1964
Vincent Gaudenzi.....1951-52
Harold Geise.....1974-75
Stan Genski.....1968
Brandon George.....1999-01
Terry George.....1986-89
Roy Geraci.....1954
Mike Gerardi.....2010-11
John Geston.....1930-31
Gorham Getchell.....1942
John Ghee (mgr.).....1943, 45
Marcus Gibbs.....1988-90
Bryan Gibson.....1987
Robert Gick.....1925
Jacob Gicker.....1979-82
Joe Gifford.....1969
Justin Gildea.....2009-12
Kessler Giles.....1973
Charles Gill.....1975
Kareem Gilliard.....1996-97
James Gilliland.....1925
Gregory Gillis.....1991-92
George Gillman.....1952
Jamie Gilmore.....2012-14
Marty Ginestra.....1972-73
Robert Ginton.....1946-47, 49
Steve Giordanengo.....1969-70
Patrick Glamp.....1979-80
Kyle Glasper.....1990-93
Hugh Glassey.....1967-69
William Glenn.....1942
Keith Gloster.....1984-87
Tomiko Godbold.....1997
Donald Godek.....1945
Marcus Godfrey.....1998-99
Samuel Godfrey.....1927-29
Charles Goetz.....1945
Charles Goodall.....1955-56
Phil Goodman.....2003-04
Bruce Gordon.....1976-79
Bruce Gordon.....2005

ALL-TIME LETTERWINNERS




Mike Hinnant

Ryan Gore.....	2003-06
John Goshow.....	1959-60
Richard Gould.....	1987-88
Nick Govelovich.....	1966-68
Leslie Grace.....	1925
Kevin Grady.....	1973-75
William Grady.....	1944, 47-48
Robert Graf.....	1989-91
Fenton Graham.....	1995-97
Tom Graham.....	1930
Isaiah Graham-Mobley.....	2017-20
Lou Grandizio.....	1951-52, 55-56
Clinton Granger.....	2012-13
Martin Granovic.....	1937-38
Damien Grant.....	1996-97
William Grant.....	1963-64
Clinton Graves.....	1970-72
Joel Gray.....	2001-04
Leon Gray.....	1998-01
Terry Gray.....	1992
Stanley Grayson.....	1934-36
Corey Green.....	1994-96
Delano Green.....	2007-10
Edward Green.....	1963-64
Harold Green.....	1936
Kenneth Green.....	1999-00
Marcus Green.....	2009-12
Joe Greenwood.....	1985-88
Kee-ayre Griffin.....	2008-11
M.J. Griffin.....	2020
Harold Griffith.....	1936
Marcellous Grigsby.....	2007-08
Herb Grimes.....	1969
Anthony Groch.....	1958
Raymond Groller.....	1933
Henry Groman.....	1931
John Gross.....	2002-05
Michael Grossman.....	1957
Randy Grossman.....	1971-73
Bill Grubb.....	1960-62
Horace Grube.....	1933
Howard Gugel.....	1927-29
Fred Gunter.....	1988-89


H ♦ H ♦ H

John Hadley.....	1951-53
Jake Hagopian.....	1973
Nate Hairston.....	2013, 15-16
Roman Hale.....	1989-92
John Haley.....	2006-09
James Hall.....	1935-36
Nate Hall.....	1971-73
Tracy Hall.....	1981
Charles Hamburg.....	1960-61
Domerio Hamilton.....	2005-06
C.J. Hammond.....	2011-12
Harrison Hand.....	2019
Raymond Hanes.....	1987-88
Tim Hanley.....	1982-84
Collin Hannigan.....	2001-03
Ben Hannum.....	1953-54
Ralph Hansen.....	1947-48
Tucker Hanson.....	1927-30
Bernard Hanulla.....	1942



Henry Hynoski

Willie Hardemon.....	2004-05
Brett Hardenstine.....	1978-80
Robert Hardy.....	1963
Jermaine Hargraves.....	2004
Edrick Harley.....	1998-99
Harold Harmon.....	1980-83
Jason Harper.....	2006-09
Kenneth Harper.....	2011-14
Thomas Harris.....	2003
Dominique Harris.....	2006-09
Jamel Harris.....	2003-06
James Harris.....	1988-91
Montel Harris.....	2012
Robert Harris.....	1974-76
Ron Harris.....	1975
Tim Harris.....	1992
Rahsaan Harrison.....	1997-98
Tyrone Harrison.....	2003
Thomas Harron.....	1925
Kevin Harvey.....	1997-99
Manning Harvey.....	1947-48
Glenn Hassett.....	1987
Fred Hauser.....	1945
Doug Hayes.....	1978-80
Will Hayes.....	2013-15
Raymond Haynes.....	1986-89
Bob Heffner.....	1976-78
Dean Heidt.....	1989
George Heil.....	1943, 49-51
Jason Heilman.....	2002
Damian Hendricks.....	2000-02
Ben Hendy.....	2005
Jake Hendy.....	2004-05
Matt Hennessy.....	2017-19
David Henry.....	1937
Troy Henry.....	1985
Khalif Herbin.....	2012, 14
Pervis Herder.....	1983-86
Nelson Herrera.....	1987-88
Todd Hershman.....	1980, 83
Ryan Herting.....	2006
Jack Hewson.....	1945-46
William Hewson.....	1948-49
Rob Heyen.....	2015
Max Hilbert.....	1938
Robert Hildebrand.....	1965
Edwin Hill.....	1925
Terry Hill.....	2006
Greg Hilliard.....	1999
Travis Hines.....	2020
Mike Hinnant.....	1984-87
Mike Hober.....	1976-77
Morton Hochheiser.....	1943-45
Jimmy Hogan.....	2018
Russell Holland.....	1990
Scott Holland.....	1992-93
Nate Hollander.....	1970
Bill Hollar.....	1967-68
Mike Holley.....	2002-03, 06
Greg Hollman.....	1998-99
Paul Holloway.....	1957
Carl Holmes.....	1984-87
Shane Holmes.....	1998
Keith Holt.....	2005-06



Joe Klecko


Jim Honochick.....	1938-39
Art Hood.....	1980-81
David Hood.....	2015-17
Zach Hooks.....	2012-13
Joseph Hooper.....	2020
Steve Hoppe.....	1975
Timothy Hornbaker.....	1988-90
Al House.....	1981-82
Ronald Howley.....	1954-56
Cliff Hubbard.....	1957-58
Fred Huber.....	1967
Anthony Hubka.....	1943
Eugene Hubka.....	1942
Bob Hudak.....	1954-56
John Hudak.....	1962-63
Tim Hull.....	1990
Mike Hungerford.....	1992
Josh Hutchison.....	2007, 2010
Chris Hutton.....	2011-12
Henry Hynoski.....	1972-74

I ♦ I ♦ I

Buchie Ibeh.....	2003-04
Jay Illingsworth.....	1954
John Incollingo.....	1984-87
Tom Indio.....	1994, 96, 98
Nehemiah Ingram.....	2005
Joe Injaychock.....	1970
Amores Intoe.....	1997-98
Matt Ioannidis.....	2012-15
Amedeo Ippolito.....	1934-36
Le'Ron Irwin.....	2006
Audley Isaacs.....	2018-20
Bill Islinger.....	1974
Tim Israel.....	1991, 93-95

J ♦ J ♦ J

Alex Jackson.....	2010-12
Allan Jackson.....	1994-95
Craig Jackson.....	1988
Elmarko Jackson.....	1997-99
Harold Jackson.....	2000-01
Yazid Jackson.....	2000-03
Harry Jacobs.....	1925-27
Glenn James.....	1967
John James.....	1997-98
Aaron Jarman.....	2019-20
Mike Jarmoluk.....	1942-43, 45
William Jarmoluk.....	1962
Jaiquawn Jarrett.....	2007-10
Ralph Jarvis.....	1985
Jerold Jeffcoat.....	1991-92
Cequan Jefferson.....	2015-16
Sam Jenkins.....	1989-92
Adonis Jennings.....	2015-17
Jeremy Jennings.....	2019
Steve Jewell.....	2002
Steve Joachim.....	1973-74
Paul John.....	1959-61
Arlan Johnson.....	2001
Brad Johnson.....	1978-80
Carlos Johnson.....	1998-99
Eric Johnson.....	1993-96




Tre Johnson

Freddie Johnson.....	2017-20
Jason Johnson.....	2003-04
Justin Johnson.....	2004-05
Kamal Johnson.....	2010-11, 13
Kwame Johnson.....	2009-10
Kyron Johnson.....	1999-01
Lauren Johnson.....	1931
Leon Johnson.....	2014-17
Matt Johnson.....	1999
Maurice Johnson.....	1986-89
Mike Johnson.....	1986
Peter Johnson.....	1985-87
Randy Johnson.....	2004
Stephen Johnson.....	2010-11
Tré Johnson.....	1990-93
Van Johnson.....	1992, 94-96
Zamel Johnson.....	2010-13
Joe Johnsonbaugh.....	2004-05
Brent Johnstone.....	1995-97
Lance Johnstone.....	1992-95
Austin Jones.....	2014-16
Casey Jones.....	1995
Damian Jones.....	1997-98
Dave Jones.....	1962
David Jones.....	1989-90
Dean Jones.....	1994-96
Joe Jones.....	2008-11
Kevin Jones.....	1984-87
Marteen Jones.....	1967-69
Maurice Jones.....	2009-12
Mike Jones.....	2017
Randle Jones.....	2017-18, 20
Sam Jones.....	1981-82
Samuel Jones.....	1970
Todd Jones.....	2017-18
Warren Jones.....	1946-47
Wesley Jones.....	1965
Layton Jordan.....	201-20
Wayne Jordan.....	1970
Alex Joseph.....	2006-09
Elijah "Peanut" Joseph.....	2007-10
Elisha Joseph.....	2007-10
Stephen Josephson.....	2003
Karsaul Josiah.....	2006
Duke Joyner.....	1976-77
Jeremiah Joyner.....	1993
Joe Judge.....	1973-74
Steve Juenger.....	1936
Alex Juralewicz.....	1938-40
Bill Juzwiak.....	1962-64

K ♦ K ♦ K

Amara Kamara.....	2007-10
Frank Kane.....	1942
Henry Kane.....	1946
James Kapp.....	1951-54
George Karayiannis.....	1992-93
Tyler Karpinski.....	2013
Edward Kasaes (mgr.).....	1942
Morris Katz.....	1936-38
John Kaufman.....	1925
Kevin C. Kaufman.....	1993-95
Robert Keels.....	1977-79




Kevin Jones


DeAndre Kelly.....	2017-19
Jim Kelly.....	1973
Robert Kelly.....	1994-97
Shane Kelly.....	2005
Charles Kemmerer.....	1933-35
Chad Kern.....	1967-69
Keith Kerrin.....	1994-96
Troy Kersey.....	1994-97
Charles Kertel.....	1942
Hans Kestler.....	1966
Joe Khamis.....	1998-99
Eric Kiewlak.....	2020
Thomas Kilburn.....	1970
Tom Kilkenny.....	1981-83
Alex Kilkuskie.....	1930-31
Aldon Kille.....	1950
Frank Kilroy.....	1940-41
George King.....	1968-70
Mike King.....	1978
Thomas King.....	1954-55
Travon King.....	2019
Dave Kinka.....	1971-73
Keith Kirkwood.....	2014, 2016-17
Joe Kissel.....	1966-67
John Kiviatkoski.....	1947
Dan Klecko.....	1999-02
Joe Klecko.....	1973-76
Adam Klein.....	2018-20
Don Klein.....	1999-02
Tom Klemick.....	1969-70
Karl Klinger.....	1930-31
Terrance Knighton.....	2005-08
Harry Knodt.....	1956
Mike Knuth.....	1992
Ron Koehler.....	1962-64
Peter Kolankiewicz.....	1957
John Kolibas.....	1946-47
Ed Kolman.....	1937-39
John Konopka.....	1934-35
Sadeke Konte.....	2003-04
Andres Korba.....	1940-41
Van Kostowicz.....	1967
Joseph Kostraba.....	1932
John Kovacevich.....	1936-38
Paul Kowalchick.....	1972
David Krafchik.....	1964-65
John Kramer.....	1926-29
Sam Kramer.....	2019
David Krczykowski.....	1970
Kevin Kroboth.....	2008-11
Brian Krulikowski.....	1988-91
Paul Kulinski.....	1956
William Kull.....	1959
Charles Kunrow.....	1984-85
William Kuser.....	1947
John Kusko.....	1935
William Kwenkeu.....	2016-18, 20

L ♦ L ♦ L

Chonn Lacey.....	1998-01
Jacob LaFree.....	2019
Ray Lamb.....	2003-05
Richard Landis.....	1935
Josh Lang.....	2017



Willie Marshall



Todd McNair



Mike Mendenhall



Russell Newman



James Nixon

Charles Lange.....1943
Jed Lankitus.....1956-57
Alexander LaSorsa.....1944
Dan Lature.....1993
Matthew Lauck.....1980-81
Joe Laudano.....2000-03
Lew Lawhorn.....1991-93
Victor Lay.....1987-89
Paul Layton.....2013
Tim Leach.....1997-99
Corey Lerch.....2014-17
Joseph Lee.....1945-48
Ramod Lee.....1995-97
Rich Lee.....1969-70
Terrance Leftwich.....1999-02
Phil Lembach.....1952
Godfrey Leonard.....1968-69
Cole Lerch.....2018-20
Tony Lerro.....1987-88
Frank Letino.....1968
Dana Levine.....2017-19
Joe Lewis, Jr.....1990
Krishan Lewis.....1999-02
Ed Liberati.....1986-89
Greg Liberty.....1989-90
Mark Lichtenfeld.....1962-64
David Lill.....1950-52
Joseph Lill.....1950-51
A.J. Lindsay.....2004
Charles Liott.....1972-74
Joey Lippo.....2002-03
John Lipski.....1930-31
William Lipski.....1943, 47
Maurice Liston.....1936
Bill Lites.....1960-63
Marquise Liverpool.....2007-10
Tealang Lloyd.....1994-96
Andrew Locust.....1982-84
Eric Lofton.....2012, 14-15
Bob Logan (mgr.).....1971-73
Andy Logue.....1962-64
Wilfred Longsderrf.....1934-35
Roy Lorenz.....1934-35
Daniel Lorenzini.....1970
Harry Lorusso.....1937-38
Charlie Lotson.....1958-60
John Loughran.....1960-61
Paul Loughran.....1970-72
Michael Loveland.....2004-06
Gerald Loviglio.....1968
Bob Lucarini.....1955
Exel Lucas.....1996-97
Khiry Lucas.....2014, 16
Gerald Lucear.....1978-81
Rocco Luciano.....1973-75
Michael Lukac.....1937-38
John Lukens.....1961-62
Luis Lumpri.....2002-03
Ryan Lux.....2004-05
William Lyons.....1968

Branden Mack.....2017-20
Kevin Mack.....1974
Ralphiel Mack.....1991-94
Stacey Mack.....1997-98
Dan Mackowsky.....1968-70
Jim Madden.....1981-82
Colin Madison.....2007-10
Jim Magaziner.....1972
Jordan Magee.....2020
Paul Maguire.....1949-51
John Mahalic.....1940-41
John Maiden.....1948
Ifeanyi Majeh.....2019-20
Saledeem Major.....2014-15
Jamie Makowski.....1989, 91-92
Paul Malatesta.....1962-64
Travis Malinowski.....2019-20
Joe Mancine.....1966-68
Steve Maneri.....2006-09
Travis Manger.....2006-07
Rich Manichello.....1966-67
Martin Manning.....1978-79
Brisson Manor III.....2006-08
Dante Marcella.....1927-29
Logan Marchi.....2017
Alexander Marcus.....1926-29
Robert Marhalik.....1947-48
Walter Marlin.....1980-81
Robert Marra.....1983
Bob Marshall.....1960-62
Stephaun Marshall.....2013-16
William Marshall.....1983-86
Jeff Marshman.....1974
Orrin Marshman.....1994
Jacob Martin.....2014-17
Jordan Martin.....2008-10
Sean Martin.....1998-99
Praise Martin-Oguikie.....2014-16
David Martin-Robinson.....2019-20
Jim Martinelli.....1950, 52
Anthony Martinez.....2003, 05
Joseph Marzzarella.....1979-81
Ty Mason.....2018-19
Frank Massino.....1960-63
Rich Maston.....1992-94
Tyler Matakovich.....2012-15
Terrence Matthews.....1996, 98-99
Edward Mattia.....1957
Rusty Maugel.....1966-68
Dan Maurer.....1966
Tyler Mayes.....2015
Ernest Mazejka.....1944
Frank McAleer.....1965-67
Frank McAndrew.....2004
Matt McArdle.....1978-81
Franklin McBride.....1996-98
Mike McBride.....1963-65
Pete McBride.....2003
Dennis McCabe.....1990-91
W. Deion McCallum.....1997, 99
Mike McCann.....1982
Patrick McCann.....1962-64

Mark McCants.....1977-80
Muheem McCargo.....2020
Frank McCarthy.....1975-77
Conlin McCarty.....1977-80
Alex McClean.....2001-03
Mike McClearn.....1981-82
Deandre McClurkin.....1991, 94
John McCoach.....1945
Joe McColgan.....1969-70
David McCoughlin.....1992
Kevin McCoy.....1988-90
Reuben McCoy.....1982
Rich McCoy.....1976-79
Robert McCracken.....1949-50
Robert McCracken.....1939
Bob McCreary.....1947
Omar McDonnaugh-Hales.....2007
Jerry McDowell.....1982-83
Samuel McDowell.....1950
Ted McDuffie.....1993-95
Frank McFillin.....1972-73
Mike McGann.....2001-05
Edwin McGee.....1937-39
Joe McGee.....1950, 52-53
Thomas McGeoy.....1942
John McGinley.....1960-6
Brendan McGowan.....2013-16
James McHale.....2015, 2017-18
Matt McHugh.....1982-83, 85
Paul McKernan.....1950-52
Jason McKie.....1998-01
Frank McKoskey.....1927-29
Mike McLaughlin.....2002-05
Pat McLaughlin.....1971-73
Brandon McManus.....2009-12
Donald McMullin.....1983-84
Mike McMurdo.....1973-74
Scott McNair.....1989-91
Todd McNair.....1985-88
John McNeill.....1960-62
Jonathan McPhee.....2002-03
Lamar McPherson.....2007-09
John McShane.....1959-61
Robert McWilliams.....1992, 94-95
Rahmel Meade.....1996-97
Walter Mebane.....2005-06
Dan Meder.....1992
Bill Medve.....1955-56
Joseph Meister.....1928
William Memolo.....1925
Mike Mendenhall.....2002-05
Zach Mesday.....2017-19
John Mesics.....1937-38
Joe Mesko.....1968-70
John Mesko.....1974
Chet Messervy.....1933-36
Adam Metz.....2013
Scott Meyer.....1961
Steve Michaelchuck.....1972
Zane Michalski.....1995-96
Blair Miers.....1974-75
David Miers.....1973-74

Nick Mike-Mayer.....1970-72
Carl Mikovich.....1954
Davin Miles.....1992-93
Donald Millard.....1972-74
Cecil Miller.....1925-26
Deon Miller.....2010-13
Dwayne Miller.....1992
Mark Miller.....2002-03
Ronald Miller.....1929
Tom Miller.....1934-36
Anthony Millhouse.....1979
William Minahan.....1943
Vinnie Mini.....1980-82
Chris Minor.....1990
James Miranda.....1982
Bob Mitchell.....1992
Re-al Mitchell.....2020
Bob Mizia.....1973-75
Gary Mobley.....1987-90
Will Mobley.....2018-20
Tom Modafferi.....1976-77
Frank Moister.....1940-41
Bill Monan.....2003
Ross Mongiardo.....1977, 79-81
Mark Monica.....1981
Ayrton Monroe.....2019
Ed Monteiro.....1980
Craig Montgomery.....1988-91
Joseph Mooney.....1937-38
Chauncey Moore.....2019-20
Isaac Moore.....2018-20
James Moore.....1984-85
Robert Moore.....1982-83
Roderick Moore.....1981-84
Tim Moore.....1982
Joe Morelli.....1961-64
Robert Morgan.....1937-39
Charlie Morris.....1995-98
Darius Morris.....2006-07, 09-10
Doug Morris.....2006
Sheldon Morris.....1984-87
Ted Morris.....1959-60
Sidney Morse.....1991-94
Lou Morucci.....1961-64
Joseph Mostovoy.....1927-29
Horace Mowrey.....1934-36
Craig Moyer.....1961-64
Scott Moyer.....1961-62
Greg Muckerson.....1998-01
James Mullen.....1968-70
Andrew Mulloy.....1927
Kevin Mulvihill.....1927
Casey Murphy.....1976-79
Danny Murphy.....2004-06
David Murphy (mgr.).....1981-84
Tink Murphy.....1980-81
Chris Myarick.....2016-18
Jack Myers.....1966-67
Sherman Myers.....1979-82

N • N • N
James Nagy.....1943
James Namude.....2007-08

Michael Nardi.....1957
Mike Neal.....2005
William Neal.....1935
Andre Neblett.....2006-09
Joe Nedley.....1976-78
Onasis Neely.....2020
Joe Nejman.....1942, 46-47
Clinton Nelson.....1995, 97
Daryl Nelson.....1989-92
Richard Nelson.....1965-67
Anthony Nemhard.....2001, 03
Bob Nemergut.....1967-68
Ron Nemshick.....1969-70
Jaimen Newman.....2011-13
Russell Newman.....1998-01
Dave Nicholl.....1996-98
Allen Nichols.....1937-38
J.D. Nichols.....2001-02
Michael Niese.....2020
Edward Niewinski.....1962-64
Domenic Nigrelli.....2017
James Nixon.....2008-10
Mathias Nkwenti.....1997-00
Albert Nojunas.....1943
Raymond Norton.....1955, 57
Ollivio Novario.....1928-29
Frank Nutile.....2017-18
Dave Nwasike.....2009
David Nwaogwugwu.....2020

O • O • O
Alex Odom.....2020
Jake O'Donnell.....2016
Wanemi Omuso.....2012-14
Ryan O'Neal.....1989
Obi Onejeme.....2014
Gary Onuekwusi.....2011-12
Chester Orseck.....1945, 47-48
Tom Orsini.....1974-75
Bryan Osel.....2013
Chad O'Shea.....1956, 1958
Scott Oster.....1995-98
Shawn Overocker.....1996-97
Abioye Oyeyemi.....2006-07

P • P • P
Steve Paczkowski.....1947-49
Doug Padla.....1968-70
Hector Pagan.....1993
Chris Page.....2005-06
Diego Paiva.....1995
Chris Paliscak.....1992
Eugene Palko.....1944
Joseph Palmer.....1936-38
Paul Palmer.....1983-86
Lou Paludi.....1950-51
John Palumbo.....2008-11
Mike Paly.....1985-88
Charles Panella.....1956-57
Gage Panno.....2020
John Paolucci.....1944
Mike Paone.....1967-68
Joe Papiano.....1941-42


M • M • M
August Macali.....1936
Walter Macenka.....1942, 46-47



John Rightus

Andrew Pappalardo.....1985-88
 Christian Pappas.....1936-37
 Deonte Parker.....2011
 Eddie Parker.....1984-87
 Robert Parker.....1967
 James Parrish.....1988-90
 Mike Parrotta, Jr.....1981-82
 Mike Parrotta, Sr.....1951-52
 Craig Parson.....1967
 Chris Parthemore.....2010, 13
 Curt Parvin.....1976-78
 Raymond Parzik.....1965
 Bob Paschall.....1972-73
 Willie Pass.....1999
 Harry Patchefsky.....1927-28
 Aaron Patterson.....1994-95
 Kip Patton.....2015
 George Paul.....1933-34
 Shahid Paulhill.....2010-12
 Bryon Payne.....2005
 William Pearson.....1935
 Fred Peck.....1954-56
 Vince Pellis.....1995
 John Pendino.....1954
 Mike Pendino.....1980-82
 Robert Peresta.....1966-68

C.J. Perez.....2020
 Anthony Perlozzo.....2008
 William Perna.....1982, 84
 Colby Perry.....2014
 Shedrick Perry.....1992, 94-95
 Yohance Perry.....2002-04
 Guy Peters.....1979-82
 Andrew Peterson.....1993-96
 Reynold Petray.....1955-57
 Joseph Petro.....1963-65
 William Phillips.....1952
 Andy Phipps.....1994-95
 Daniel Phipps.....1946
 Carmen Piccone.....1951-53
 Peppi Pichette.....1996-99
 Nick Picozzi.....2020
 Vincent Picozzi.....2017-20
 James Pidcock.....1967-68
 Bernard Pierce.....2009-11
 Brett Pierce.....2014
 Brinton Piez.....1946-49
 Joseph Pilconis.....1931, 33-34
 Bob Pilkauskas.....1983-86
 Darryl Pinkney.....1986-87
 Leon Pinto.....2019
 John Piscitelle.....1945-46
 Anthony Pitale.....1961-64
 Steve Pitler.....1965-67
 Chris Pitt.....1997, 99-01
Darius Pittman.....2020
 Wiley Pitts.....1976-79
 Donald Plugge.....1954
 Boaz Pogue.....2020
 Cap Poklemba.....1999-02
 Bill Poletti.....1978-80
 Robert Polidor.....1942
 George Ponis.....1953-55
 Shelly Poole.....1983-86



Joe Sutton


Joseph Pooler.....1857-58
 Ed Poostay.....1966-67
 Jamil Porter.....2003-04
 Jose Portillo.....2000-03
 Christ Possenti.....1986-88
 Joe Possenti.....1984-87
 Tim Possenti.....1987-88, 90
 George Povilaitis.....1941-42
 Matt Powell.....2004-06
 Jim Powers.....1938, 40
 Jim Pownall.....1961
 Jerry Preschutti.....1962-64
 Jim Presto.....1981-83
 Jihaad Pretlow.....2013-14
 Roger Price.....2003
 William Price.....1964
 Ellis Primus.....1983-85
 Darryl Pringle.....2010-11
 Scott Pristas.....2001
 Stan Primus.....2004-05
 Phil Prohaska.....1977-79
 Greg Pronko.....1983-84
 Dave Puchalski.....1967-69
 William Pulley.....1930-31
 Mike Purri.....1952-54
 Ed Pyne.....1965

Q • Q • Q

Wisdom Quarshie.....2020
 Willard Quick.....1974
 Jacob Quinn.....2013-14
 Thomas Quinn.....1987-89

R • R • R

Mei Radowitz.....1966-67
 George Radu.....1999-00
 Anthony Ragunas.....1947
 John Ramsey.....1951-52
 Delvon Randall.....2015-18
 James Ranniello.....1959-60
 Charles Ratonski.....1944
Kadas Reams.....2020
 Haason Reddick.....2013-16
 Rich Redick.....1969
 Samaj Reed.....2014, 16
 Dale Reese.....1949-51
 David Reese.....2002, 04-06
 Henry Reese.....1930-31
 Brian Regan.....1981-82
 Thomas Regan.....1934
 Evan Regas.....2011-13
George Reid.....2018-20
 Dan Reign.....1988-89
 Connor Reilly.....2012-14
 Thomas Reilly.....1927
 Ed Reinoso.....1964-65
 Vincent Renzo.....1935, 37
 Joe Rettig.....1980
 John Reynolds.....1932
 Thomas Rice.....1959-61
 Larry Richard.....1975
 Tom Richards.....1990, 92
 Anthony Richardson.....1989-91




Brian Sanford

Vince Richardson.....1965
 Joseph Richman.....1941-42
 John Rienstra.....1983-85
 Pete Righi.....1973-75
 John Rightus.....1952-54
 Norman Rines.....1930-31
 Garvin Ringwelski.....1999-00, 02-03
 Timothy Riordan.....1981-83
 Rob Ritrovato.....2016-18
 William Roan (mgr.).....1940
 Tremaine Roberts.....1933-34
 Harold Roberts.....1945
 Jeff Roberts.....1975
 Jermaine Roberts.....1997-99
 William Roberts.....1927
Kevin Robertson.....2019-20
 Anthony Robey.....2011-14
 Adrian Robinson.....2008-11
 Avere Robinson.....2013-16
 Daryl Robinson.....2007
 Jaelin Robinson.....2016-18
 Jake Robinson.....2016-18
 Tex Robinson.....1951-55
 Quincy Roche.....2017-19
 Dave Rodier.....1974
 Evan Rodriguez.....2009-11
 John Rogers.....1942, 46-48
 Eugene Romanoski.....1967
 Elmer Romeis.....1961-64
 Scott Roorda.....2012-13
 James Rorapough.....1931
 Tom Rosahac.....1992
 Joe Rosati.....1977-79
 Sean Roscoe.....1984
 Robert Roseman (mgr.).....1939
 Kevin Ross.....1980-83
 Theo Ross.....1996-99
 Joseph Rostock.....1983-84
 Thomas Rothwell.....1952
 Ken Rowe.....1980
 Ronald Rowe.....1955-56
 Warren Rozelle.....1944
 Cliff Rubicam.....1926-29
 Carl Rubin.....1931
 Donald Rubin.....1931
 Ron Rubino.....1963
 Tom Ruchlewicz.....1974
 Laren Rudisill.....1963-65
 Aaron Ruff.....2017-18
Tayvon Ruley.....2020
 Thomas Rumer.....2015
 Kenyatta Rush.....1987-90
 Chappelle Russell.....2016-19
 James Russell.....1933-35
 Anthony Russo.....2018-20
 Louis Russo.....1968-70
 Leo Rutkowski.....1953-54
 Sean Ryan.....2018
 Edward Zrapski.....1945


S • S • S

Robert Sack.....1998-02
Edward Saydee.....2020



Devin Scott

Lee Sager.....1987-88
 Sam Sakocius.....1976-77
 Bob Salla.....1974-77
 Lee Saltz.....1983-86
 Brian Sanford.....2006-09
 James Sansone.....1988
 Tariq Sanders.....2003-04
 Nick Santa Cruz.....2005-06
 Pancho Santangelo.....1975
 Frederick Santinga.....1988
 Anthony Sapnas.....1986-87
 George Sarkos.....1950-52
 Pat Sarnese.....1950-52
 Sean Satchell.....2006
 Craig Sawyer.....1984-86
 Terry Scalise.....1969-70
 Frank Schaefer.....1933-35
 William Schalles.....1963-65
 Nate Schiccatano.....2006
 David Schlagel.....1992
 Tony Schmitz.....1990-91
 Robert Schoen.....1957
 George Schollenberger.....1927-29
 Jeremy Schonbrunner.....2009-11
 Toreen Schonyers.....1986-87
 Carl Schreep.....1937
 Verne Schreifer.....1937-38
 Jamal Schulters.....2007-08
 Garrett Schultz.....2005
 Garry Schultz.....1969-70
 Tom Schwinn.....1960-61
 Edward Schwoppe.....1937, 39
 Rick Scialla.....2000
 Al Scofield.....1981
 Devin Scott.....1998-01
 Julian Scott.....2000-01
 Pat Scullin.....1973-74
 Clifford Seaber.....1936
 Ismael Seals.....2003
 Clifford Seaver.....1940-41
 Elliot Seifert.....2003-06
 Warren Seltzer.....1959
 Dennis Serina.....1966-68
 Nick Serino.....1941
 Griffin Sestili.....2018, 20
 Dick Sforza.....1964-65
 Sam Shaffer.....1978-81
 Chris Shanley.....1991-92
 David Shapiro.....1933-34
 Nick Sharga.....2015-17
 Tanardo Sharps.....1999-02
 John Shay.....1993-95
 Robert Shearer.....1989-91
 Thomas Sheehan.....2000
 Travis Shelton.....2004, 06-08
 Michael Shemonsky.....1965
 Kip Shenefelt.....1982-85
 Philip Shepard.....1999-01
 Leslie Shepherd.....1990-91
 Richard Sheppard.....2005-08
 Dennis Sher.....1965
 Darryl Shine.....2012



Sam Shaffer


Brandon Shippen.....2013-15
 Bob Shires.....1981-83
 Bill Shirk.....1979-80, 82
 Ed Shirk.....1957-58
 Doug Shobert.....1970-72
 Dean Sholders.....1992-93
 Edward Shubeck.....1982-84
 Joe Sieminski.....1970-72
 Louis Siesser.....1974
 Tony Siminitus.....1976-77
 Jacob Simon.....2004-05
 Ron Simone.....1956
 James Simpson.....2000
 Philip Simpson.....2004, 06
 Kelly Sims.....1992
 Darren Sinclair.....2004-05
 Bill Singletary.....1970-72
 Alshermund Singleton.....1993-96
 Tim Singleton.....1992
 Francis Sirocky.....1943
 Andrew Skladany.....1946, 48-50
 Thomas Skladany.....1947-49
 William Skroskis.....1986
 Brian Slade.....1981-84
 George Slater.....1944-45
 Ray Slavin.....1937
 Tom Sloan.....1971-73
 Marv Slomsky.....1958-59
 Phil Slosburg.....1945-47
 Arthur Slowey.....1944
 Frank Smaka.....1961-64
 John Small.....1968-70
 Abdul Smith.....2011-13
 Alkeem Smith.....2010-12
 Allan Smith.....1968-69
 Alston Smith.....2005
 Andrew Smith.....2003-05
 Arnold Smith.....1965-67
 Chris Smith.....2016-17
 Edgar Smith.....1931, 33-34
 Gordon Smith.....1935-36
 James Smith.....1948-49
 John Smith.....1983-86
Jordan Smith.....2019-20
 Mark Smith.....1960-63
 Nate D. Smith.....2012-15
 Nate L. Smith.....2014-16
 Willie Smith.....2016
 Dave Smukler.....1934-35
 John Soboeiro.....1957-58
 Mark Sohl.....1967
 Frank Somensky.....1958-59
 Wes Sornisky.....1976-77
 Angelo Sparagna.....1940-42
 James Spears.....1993
 Steven Speers.....1962-64
 Rogel Spencer.....2003
 George Speros.....1983
 Don Spiller.....1971-72
 Charles Sproule.....1962
 Loranzo Square.....1986-89
 Eddie Stafford.....1997

ALL-TIME LETTERWINNERS




Phil Slosburg

Norman Stahl (mgr.) 1943
 J.D. Stanley 2000-03
 Akeiff Staples 1997, 99-01
 Robert Stark 1977-80
 Alex Starzyk 2014-17
 Jeff Staton 1990-92
 Lonnie Staton 1955-56
 Pat Staub 1973-75
 Jamelle Steele 1997
 Rush Stehlin 1941
 Allan Steinberg 1960-61
 Richard Steinberg 1955-56
 Jeff Stempel 1973-75
 Santo Stephens 1988-91
 Clem Stevens 1936-38
 Pete Stevens 1933-35
Ronnie Stevenson 2020
 Ventres Stevenson 1986-89
 Chester Stewart 2008-11
 Chris Stinger 1977-80
 Dean Stiteler 1972-74
 Dick Stolte 1951-53
 Josh Stoner 1999
 John Stonik 1933-34
 Manny Stoupakis 2000
 Ken Stout 1952-54
 Thomas Strahan 1926
 Ed Stranix 1992, 94-95
 Rod Streater 2010-11
 Kenneth Streich 1977-79
 Jack Stricker 1963-65
 Tom Stricker 1961-62
 Mike Stromberg 1964-65
 Ken Stubbolo 1981-83
 Terrence Stubbs 1999-00, 02-03
 John Stuckfick 1945
 Allan Sturges 1936-38
 Adrian Sullivan 2016-17
 Taylor Suman 1998-01
 John Summerday 1992, 94-95
 Worthington Surrick 1925-26
 George Sutcliff 1940-42
 Joseph Sutton 1946
 Robert Sutton 1969-70
 Ryan Sutton 2006
 Conrad Swanson 1990-91
 Michael Swanson 1984, 86-87
 John Sweel 1933-34
 Jon Swift 1994
 Ronald Sykes 1961
 John Sylvester 1941, 46
 Sean Szarka 2002-03



Doug Shobert

T ♦ T ♦ T
 Shanga Tabb 2000-01
 Rich Taber 1973-75
 Dapo Taiwo 1995
 LeVar Talley 1997-00
 Manuel Tapia 2002-05
 Alphonso Taylor 1990-91
 Gregory Taylor 1988-89
 Jullian Taylor 2017
 Kevin Taylor 1991
 Joe Teklits 1973-75
 Nick Tellie 1965-66
 Marlin Terrell 2008
 David Terry 1999-02
 Kiser Terry 2013-14
 Tim Terry 1993-96
 Daniel Testa 1933-34
 Anthony Tezsla 1985-88
 Charles Thomas 1946
 David Thomas 1990
 Derrek Thomas 2016-17
 Gordon Thomas 2017
 Jahad Thomas 2014-16
 Jeffrey Thomas 1987-88
 Jyquis Thomas 2015, 2017-18
 Colin Thompson 2014-16
 Gary Thompson 1988-90
 James Thompson 1955-57
 James Thompson 1984-86
 Jason Thompson 1993
 Jayson Thompson 1998-99
 Lafton Thompson 1999-02
 Trent Thompson 1990-91
 Bob Thornton 1970
 Joseph Thum 1943
 William Tiley 1935
 John Timko 1942, 47
 Steve Timko 1950
 James Tindall 2008
 Glenn Tinner 1991-93
 Kenneth Tissue 1926
 Mike Tomasetti 1970
 Andy Tomasic 1939-41
 John Tomosky 1966-67
 Brian Touhey 1973-74
 Dave Townsend 1962-63
 Lester Trammer 1999-02
 Wayne Tribue 2008-11
 Chris Tremel 2007
 Robert Treweek 1948
 Michael Tripp 1996-98
 Andy Tryens 1947, 49
 Andre Turner 1982
 Andrew Turner 2004
 Thomas Turner 1930
 John Tutko 1950-51
 Gerry Twardowski 1966-67
 Sheldon Tweedle 1973
Amir Tyler 2018-20
 Devin Tyler 2006-09



Dave Smukler

U ♦ U ♦ U
 Joe Tyrrell 1949-51
 Marc Tyson 2014

V ♦ V ♦ V
 Brian Vaganek 1989-92
 Steve Vajda 1992
 Art Valli 1966
 Fred Van Istendal 1931
 Dan Van Norton 2013
 William Van Syckle 1937-38
 Frank Varga 1942, 45-47
 David Vaughn 1965-66
 Eugene Vellela 1944
 George Venerosa 1933-34
 Dominique Veney 2002
 Bob Verelle 1975-78
 Edward Virshup 1943-46
 Nick Visco 2013
 Richard Vishab 1956-57
 Chris Voit 1981-82

W ♦ W ♦ W
 Lawrence Wade 2000, 02-04
 Earl Wagner 1961-63
 Larry Walding 1992, 94
 Andrew Waldron 1988-89
 Edwin Walker 1935-36
 Gary Walker 1964-65
 Kevin Walker 1995, 97
Manny Walker 2020
 Phillip Walker 2013-16
 Rodney Walker 1984-87
 Shawn Walker 2000-01
 Alvin Wallace 1966-67
 Jamal Wallace 1999-02
 Martin Wallace 2010-12
 Rian Wallace 2002-04
 John Waller 1966-68
 Benny Walls 2017-19
 Dick Walsh 1959-61
 Howard Walsh 1943
 Richard Walsh 1957-61
 Gary Walter 1968-69
 Charles Walters 1937-39
 Thomas Walters 1951-53
 Hershey Walton 2012-15
 Joseph Walton 1925
 Albert Waltzer 1944-46
 Jeffrey Ward 1983-86
Jalen Ware 2020
 Eric Warren 1987-90
 Carnell Washington 1987-88
 Leon Washington 1998-99



LeVar Talley

Nate Washington 1954-55
 Randy Washington 1998-99
 Walter Washington 2003-04
 Wilbur Washington 1992-93
 Jeff Wathne 2007-10
 Jim Watson 1967-69
 Steve Watson 1976-78
 William Watson 1938-40
 Donald Watts 1933-34
 Lamar Watts 1992
 Lambert Watts 2004
 Stodie Watts 1959-60
 Ernie Wayland 1960-62
 Grover Wearshing 1927-30
 Tommie Weatherspoon 2007-08
 Mark Weaver 1978
 Gary Webb 1972-74
 Greg Webb 2016-17
 Richard Wehler 1938-38
 Bernard Weinberger 1943
 Dave Weinraub 1961
 Arturo Weldon 1984-87
 Alex Wells 2014-15
 Brian Wensel 1978-80
 Joe Wentzell 1992-93
 Charles Wesko 1983-85
 Drew Wesnak 1978-80
 Brian West 1999-01
 Michael West 1985
 Francis Whalen 1926
 Maxwell Wharton 1940
 Brendon White 1942
 Gavin White 1949-51
 Moses White 1992
 Nishi-Naka White 1999
 Pete White 2013
 Quinten White, Jr. 2008-11
 Roger White 1949-51
 Spencer White 1967-68
 Kedrick Whitehead 1994-95, 97
 Tahir Whitehead 2008-11
 Charles Whitfield 1992
 Jeff Whittingham 2009, 12-13
 Leon Whittock 1930-32
 Peter Wichmann 2008
 Charles Wigo 1930
 Delonne Wilbourn 2003-05
 Warren Wilcox 1987-90
 Muhammad Wilkerson 2008-10
 Calvin Wilkinson 1997-99
 Avery Williams 2014-16
 Barry Williams 1993
 Dave Williams 1960
Garrett Williams 2020
 Ken Williams 1975
 Mark Williams 1972-74
 Mike Williams 1994



Hershey Walton

Rick Williams 1995, 98-99
 Rodney Williams 2018
 Tommie Williams 2007-08
 Travon Williams 2017-19
 Zaire Williams 2013
 Kenyatta Williamson 1997-98
 Albert Wilson 1943-45
 Clifford Wilson 1997
Kobe Wilson 2020
 Woodrow Wilson (mgr.) 1934
 Charlie Wing 1964
DaeSean Winston 2018-19
 Lloyd Wise 1934-35
 Kevin Witchey 1983
 Jordan Witzel 2001
 Ernest Wolf 1928
 Gary Wolf 1961
 Andrew Wolfrum 1945
 James Woodside 1941-42
 Dennis Woomer 1967
 Rodney Wormley 2002, 04-05
 Shannon Worthy 1986-89
 Isaiah Wright 2016-19
 Jason Wright 1999-00
 Robert Wright 1989-90
 Terry Wright 1985-86
 William Wright 1985-88
 Rudolph Wuennenberg 1944
 Duke Wuzzardo 1950-52
 Kasmer Wysocki 1945

Y ♦ Y ♦ Y
 Rock Ya-Sin 2018
 Lloyd Yancey 1982-85
 Brodrick Yancy 2014, 2016-18
 Vince Yasenchak 2003, 05
 Kenny Yeboah 2018-19
 John Youboty 2011-12
 Anthony Young 1981-84
 Tavon Young 2012-15
 Vernon Young 1950-52
 Dave Yovanovits 1999-02
 Stephen Yuan 2010

Z ♦ Z ♦ Z
 Joseph Zaborowski 1948-50
 Christian Zahnow 1930-31
 Henry Zajkowski 1940-41
 Charles Zalonka 1940
 Michael Zanghi 1969-70
 Joseph Zanin 1933-35
 Chester Zareck 1930-31
 Harold Zastrow 1935-36
 Gene Zawoiski 1944-48
 Malin Zerbiebel 1939
 Vincent Zielinski 1946-49
 Jim Zipay 1966-67
 Ralph Zitomer 1948-50

Criteria: A letter will be issued to a member of the team who has played in 100 plays during the course of a season. If a player has a starting role on special teams for the entire season but fails to meet that criteria, they will letter. Letters will be awarded to those in their final year of eligibility if they have been with the program for four seasons.

ALL-TIME OWLS IN THE PROS

ALL-TIME NFL DRAFT HISTORY

Year	Rd.	Pick	Player	Name	Team	Pos.
2020	3	14	78	Matt Hennessy	Falcons	C
	5	23	169	Harrison Hand	Vikings	CB
	6	17	196	Shaun Bradley	Eagles	LB
	7	27	241	Chapelle Russell	Buccaneers	LB
2019	2	2	34	Rock Ya-Sin	Colts	CB
	5	2	140	Ryquell Armstead	Jaguars	RB
	7	35	249	Michael Dogbe	Cardinals	DT
2018	6	12	186	Jacob Martin	Seahawks	DE/LB
	7	5	223	Jullian Taylor	49ers	DT
2017	1	13	13	Haason Reddick	Cardinals	DL/LB
	2	31	63	Dion Dawkins	Bills	OL
	5	14	158	Nate Hairston	Colts	DB
2016	4	6	104	Tavon Young	Ravens	DB
	5	13	152	Matt Ioannidis	Football Club	DL
	7	26	246	Tyler Matakevich	Steelers	LB
2012	3	21	84	Bernard Pierce	Ravens	RB
	4	16	111	Evan Rodriguez	Bears	TE
	5	3	138	Tahir Whitehead	Lions	LB
2011	1	30	30	Muhammad Wilkerson	Jets	DL
	2	22	54	Jaquawn Jarrett	Eagles	DB
2009	3	8	72	Terrance Knighton	Jaguars	DT
2005	5	30	166	Rian Wallace	Steelers	LB
2003	4	20	117	Dan Klecko	Patriots	DT
	7	23	237	Dave Yovanovits	Jets	OT
2002	7	27	238	Raheem Brock	Eagles	DE
2001	4	16	111	Mathias Nkwenti	Steelers	OT
1997	4	32	128	Alshermond Singleton	Buccaneers	LB
1996	2	27	57	Lance Johnstone	Raiders	LB
	6	20	187	Jon Clark	Bears	OT
1994	2	2	31	Tré Johnson	Football Club	OL
1989	8	25	220	Todd McNair	Chiefs	RB
1988	3	23	78	Ralph Jarvis	Bears	DE
	8	18	211	Mike Hinnant	Steelers	TE
1987	1	19	19	Paul Palmer	Chiefs	RB
	6	5	145	Willie Marshall	Packers	WR
	11	24	303	Larry Brewton	Browns	DB
1986	1	9	9	John Rienstra	Steelers	OG
	6	20	158	Lloyd Yancey	Cowboys	OG
1985	3	5	61	Anthony Young	Colts	DB
1984	7	5	173	Kevin Ross	Chiefs	DB
1983	8	13	209	Mike McClearn	Browns	OG
1982	10	9	260	Gerald Lucear	Vikings	WR
1981	12	26	330	Mark McCants	Falcons	DB
1980	8	25	218	Mike Curcio	Eagles	LB
	9	6	227	Mark Bright	Colts	RB
	12	23	328	Wiley Pitts	Oilers	WR
1979	8	26	218	Robert Brewer	Chiefs	OG
	11	22	297	Zach Dixon	Broncos	RB
1977	6	5	144	Joe Klecko	Jets	DT
	6	25	164	Jim Cooper	Cowboys	OT
1976	3	32	92	Don Bitterlich	Seahawks	K
1975	6	24	154	Harry Hynoski	Browns	RB
	7	4	160	Steve Joachim	Colts	QB
	17	13	429	Garry Webb	Eagles	DE
1973	4	19	97	Bill Singletary	Chargers	LB
	10	14	248	Nick Mike-Mayer	Falcons	K
1970	9	15	223	Chris Fletcher	Chargers	DB
1969	8	3	185	Jim Callahan	Falcons	WR
1967	14	11	352	Mike Stromberg	Jets	LB
1966	20	13	303	Joe Petro	Browns	QB
1958	30	2	351	Jim Thompson	Eagles	E
1955	18	7	212	Joe Stout	Giants	B
	29	12	349	Ted (Tex) Robinson	Browns	B
1954	19	10	227	Bob Edmiston	49ers	T
1953	9	4	101	Pat Sarnese	Steelers	T
1952	24	4	281	Joe Tyrrell	Eagles	G
1948	6	4	39	Phil Slosburg	Yanks	B
1946	15	4	134	Johnny Timko	Bears	C
	19	2	172	Jack Burns	Yanks	B
	19	3	173	Bill Cloud	Steelers	T
1945	7	8	62	Mike Jarmoluk	Lions	T
1944	19	9	195	Jimmy Woodside	Steelers	C
1943	22	4	204	George Sutch	Cardinals	B
	27	3	253	Al Drulis	Cardinals	G
1942	16	1	141	Andy Tomasic	Steelers	B
1940	5	7	37	Ed Kolman	Bears	T
	12	10	110	Ed McGee	Giants	G
1937	9	6	86	Bill Docherty	Football Club	T

ACTIVE OWLS IN THE PROS

[as of June 1, 2021]

Name (Years Lettered)

NATIONAL FOOTBALL LEAGUE

Name (Years Lettered)	Team	Pos.
Robby Anderson (2011-13, 2015)	Carolina Panthers	WR
Daniel Archibong (2016-20)	Chicago Bears	DT
Ryquell Armstead (2015-18)	New York Giants	RB
Shaun Bradley (2016-19)	Philadelphia Eagles	LB
Josiah Bronson (2015-16)	New Orleans Saints	DT
Ventell Bryant (2015-18)	Carolina Panthers	WR
Sean Chandler (2014-17)	Carolina Panthers	SAF
Dion Dawkins (2013-16)	Buffalo Bills	OL
Michael Dogbe (2015-18)	Arizona Cardinals	DT
Sharif Finch (2013-14, 16-17)	New York Jets	DE
Sam Franklin (2016-19)	Carolina Panthers	SAF
Nate Hairston (2014-16)	Denver Broncos	CB
Harrison Hand (2019)	Minnesota Vikings	CB
Matt Hennessy (2016-19)	Atlanta Falcons	OL
Matt Ioannidis (2012-15)	Washington Football Club	DT
Keith Kirkwood (2014, 2016-17)	Carolina Panthers	WR
Branden Mack (2016-20)	Denver Broncos	WR
Jacob Martin (2014-17)	Houston Texans	DE/LB
Tyler Matakevich (2012-15)	Buffalo Bills	LB
Brandon McManus (2009-12)	Denver Broncos	K
Chris Myarick (2016-18)	Miami Dolphins	TE
Haason Reddick (2013-16)	Carolina Panthers	DE/LB
Quincy Roche (2016-19)	Pittsburgh Steelers	DE
Chapelle Russell (2016-19)	Jacksonville Jaguars	LB
Jullian Taylor (2013-17)	Tennessee Titans	DT
Colin Thompson (2014-16)	Carolina Panthers	TE
Phillip Walker (2013-16)	Carolina Panthers	QB
Tahir Whitehead (2008-11)	Carolina Panthers	LB
Isaiah Wright (2016-19)	Washington Football Club	WR
Rock Ya-Sin (2018)	Indianapolis Colts	CB
Kenny Yeboah (2016-19)	New York Jets	TE
Tavon Young (2012-15)	Baltimore Ravens	CB

CANADIAN FOOTBALL LEAGUE

Cole Boozer (2014-17)	Montreal Alouettes	OL
Avery Ellis (2012, 2014-16)	Ottawa RedBlacks	DL
Leon Johnson (2014-17)	Saskatchewan Roughriders	OL
Mike Jones (2016)	Winnipeg Blue Bombers	CB
Praise Martin-Oguike (2014-16)	Ottawa RedBlacks	DL
Avery Williams (2013-16)	Ottawa RedBlacks	LB

NATIONAL ARENA LEAGUE

Freddie Booth-Lloyd (2015-18)	Orlando Predators	DL/RB
Romond Deloatch (2012-16)	Columbus Lions	WR

OWLS IN THE SUPER BOWL

Name	Pos.	Team	Game	Champs
Jullian Taylor	DL	San Francisco 49ers	LIV 2/2/20	
Brandon McManus	K	Denver Broncos	50 2/7/16	*
Terrance Knighton	DT	Denver Broncos	XLVIII 2/2/14	
Bernard Pierce	RB	Baltimore Ravens	XLVII 2/3/13	*
Raheem Brock	DT	Indianapolis Colts	XLIV 2/7/10	
Raheem Brock	DT	Indianapolis Colts	XLI 2/4/07	*
Dan Klecko	DL	Indianapolis Colts	XLI 2/4/07	*
Jason McKie	FB	Chicago Bears	XLI 2/4/07	*
Rian Wallace	LB	Pittsburgh Steelers	XL 2/5/06	*
Dan Klecko	DL	New England Patriots	XXXIX 2/6/05	*
Dan Klecko	DL	New England Patriots	XXXVIII 2/1/04	*
Alshermond Singleton	LB	Tampa Bay Buccaneers	XXXVII 1/26/03	*
Calvin Wilkinson	LB	Baltimore Ravens	XXXV 1/28/01	*
James Parrish	OT	Pittsburgh Steelers	XXX 1/28/96	
James Parrish	OT	Dallas Cowboys	XXVIII 1/30/94	*
Todd Bowles	DB	Washington Football Club	XXII 1/31/88	*
Steve Watson	WR	Denver Broncos	XII 1/31/88	
Anthony Anderson	RB	Pittsburgh Steelers	XIV 1/20/80	*
Randy Grossman	TE	Pittsburgh Steelers	XIV 1/20/80	*
Randy Grossman	TE	Pittsburgh Steelers	XIII 1/21/79	*
Randy Grossman	TE	Pittsburgh Steelers	X 1/18/76	*
Randy Grossman	TE	Pittsburgh Steelers	IX 1/12/75	*

OWLS IN THE NFL PRO BOWL

Name	Pos.	Team	Years
Mike Jarmoluk	T	Philadelphia Eagles	1952
Tré Johnson	T	Washington Football Club	2000
Frank "Bucko" Kilroy	G	Philadelphia Eagles	1953-55
Joe Klecko	DT	New York Jets	1982, '84-86
Ed Kolman	T	Chicago Bears	1941-43
Kevin Ross	CB	Kansas City Chiefs	1990-91
Steve Watson	WR	Denver Broncos	1982
Muhammad Wilkerson	DL	New York Jets	2016

SCHOOL RECORD IN 2012

Temple's 2012 class of signees — three draftees and nine rookie free agents — set the school record for the largest NFL signing class with 12 players.

ALL-TIME OWLS IN THE PROS

*According to professional team records

AL — American Football League (merged with NFL in 1970)

AFL — Arena Football League

AFL2 — Arena Football 2

CFL — Canadian Football League

IFL — Indoor Football League

NAL — National Arena League

SIFL — Southern Indoor Football League

USFL — United States Football League (1983-85)

WLAF — World League of American Football

NFL — NFL Europe

Shahbaz Ahmed, OL

Atlanta Falcons.....2016.....NFL
Pittsburgh Steelers.....2016.....NFL

Anthony Anderson, RB

Pittsburgh Steelers.....1979.....NFL
Atlanta Falcons.....1980.....NFL
Philadelphia Stars.....1983.....USFL

Robby Anderson, WR

New York Jets.....2016-19.....NFL
Carolina Panthers.....2020-present.....NFL

Daniel Archibong, DT

Chicago Bears.....2021-present.....NFL

Ryquell Armstead, RB

Jacksonville Jaguars.....2019-present.....NFL

Matt Balasavage, TE

Baltimore Ravens.....2012.....NFL

Stanley Batinski, G

Detroit Lions.....1941-47.....NFL
Boston Yanks.....1948.....NFL
New York Bulldogs.....1949.....NFL

Don Bitterlich, K

Seattle Seahawks.....1976.....NFL

C.J. Blomvall, OL

Hamburg Sea Devils.....2006-07.....NFL
Los Angeles Avengers.....2008.....AFL

Cody Booth, OL

Chicago Bears.....2014.....NFL
Jacksonville Jaguars.....2014.....NFL
Washington Football Club.....2016.....NFL

Freddie Booth-Lloyd, DL/RB

Orlando Predators.....2019-present.....NAL

Cole Boozer, OL

Tampa Bay Buccaneers.....2018-19.....NFL
DC Defenders.....2020-present.....XFL

Todd Bowles, DB

Washington Football Club.....1986-90, '92-93.....NFL
San Francisco 49ers.....1991.....NFL

Pat Boyle, OL

Detroit Lions.....2011-12.....NFL
Washington Football Club.....2013.....NFL

Shaun Bradley, LB

Philadelphia Eagles.....2020-present.....NFL

Lawrence Brahm, G

Cleveland Rams.....1942.....NFL
New York Giants.....1943.....NFL

Larry Brewton, CB

Cleveland Browns.....1987.....NFL

Raheem Brock, DL

Philadelphia Eagles.....2002.....NFL
Indianapolis Colts.....2002-09.....NFL
Seattle Seahawks.....2010-11.....NFL

Chuck Brodnick, C

Philadelphia Eagles.....1934.....NFL

Josiah Bronson, DT

New Orleans Saints.....2021-present.....NFL

Brian Broomall, QB

Los Angeles Express.....1983.....USFL

Levi Brown, DL

Baltimore Ravens.....2014.....NFL

Matt Brown, RB/KR

Tampa Bay Buccaneers.....2013.....NFL
Saskatchewan Roughriders.....2014.....CFL

Morkeith Brown, DL

Philadelphia Soul.....2013-14.....AFL

Tim Brown, RB

Billings Outlaws.....2008-2010.....IFL
B.C. Lions.....2011-15.....CFL
Calgary Stampeders.....2015-16.....CFL

Willie Brown, LB

B.C. Lions.....1998.....CFL

Andrew Brunski, C

Philadelphia Eagles.....1943.....NFL

Ventell Bryant, WR

Cincinnati Bengals.....2019.....NFL
Dallas Cowboys.....2019-20.....NFL
Carolina Panthers.....2020-present.....NFL

Swift Burch, DL

Toronto Argonauts.....1994-95.....CFL
Ottawa Rough Riders.....1996.....CFL
Montreal Alouettes.....1997-02.....CFL

Joe Burgos, OL/DL

Toronto Argonauts.....1994-96.....CFL
New Jersey Red Dogs.....1997.....AFL
Hamilton Tiger Cats.....1998.....CFL
Florida Bobcats.....2000.....AFL
New Jersey Gladiators.....2001.....AFL

Henry Burris, QB

Calgary Stampeders.....1998-99.....CFL
Saskatchewan Roughriders.....2000-01.....CFL
Green Bay Packers.....2001.....NFL
Chicago Bears.....2002.....NFL
Saskatchewan Roughriders.....2003-04.....CFL
Calgary Stampeders.....2005-11.....CFL
Hamilton Tiger-Cats.....2012-13.....CFL
Ottawa RedBlacks.....2014-17.....CFL

Antwon Burton, DT

Denver Broncos.....2006-07.....NFL
Kansas City Chiefs.....2008.....NFL
St. Louis Rams.....2008.....NFL
Carolina Panthers.....2009.....NFL

Sean Chandler, DB

New York Giants.....2018-20.....NFL
Carolina Panthers.....2020-present.....NFL

Roger Chanoine, OL

St. Louis Rams.....1998-99.....NFL
Cleveland Browns.....1999-02.....NFL
Jacksonville Jaguars.....2002.....NFL

Larry Chester, DT

Indianapolis Colts.....1998-2000.....NFL
Carolina Panthers.....2001.....NFL
Miami Dolphins.....2002-04.....NFL

Jon Clark, OL

Chicago Bears.....1996-97.....NFL
Arizona Cardinals.....1998-01.....NFL

Zamir Cobb, WR

Pittsburgh Steelers.....2004.....NFL
Arizona Cardinals.....2006.....NFL

Wayne Colman, LB

Philadelphia Eagles.....1968-69.....NFL
New Orleans Saints.....1969-74, '76.....NFL

Jim Cooper, OL

Dallas Cowboys.....1977-86.....NFL

Eric Coss, G/C

New York Jets.....1987.....NFL

Mike Curcio, LB

Philadelphia Eagles.....1981-82.....NFL
New York Giants.....1982.....NFL
Green Bay Packers.....1983.....NFL

Keita Crespina, DB

Toronto Argonauts.....1994.....CFL
England Monarchs.....1998.....WLAF
New Jersey Red Dogs.....1999-00.....AFL
New Jersey Gladiators.....2001.....AFL
Tampa Bay Storm.....2002-03.....AFL
Philadelphia Soul.....2004-05.....AFL

William Davidson, B

Pittsburgh Pirates.....1937-39.....NFL



Robby Anderson



Sean Chandler



Dion Dawkins



ALL-TIME OWLS IN THE PROS



Wendell Davis, TE/FB

San Diego Chargers.....1998-2000.....NFL
Edmonton Eskimos.....2002.....CFL

Dion Dawkins, OL

Buffalo Bills.....2017-present.....NFL

Romond DeLoatch, TE

Ottawa RedBlacks.....2017-present.....CFL

Derek Dennis, OL

Chicago Bears.....2013.....NFL
Carolina Panthers.....2014.....NFL
Arizona Rattlers.....2015-16.....AFL
Calgary Stampeders.....2016-17.....CFL
Ottawa RedBlacks.....2017.....CFL
Saskatchewan Roughriders.....2017-19.....CFL
New York Guardians.....2020-present.....XFL

Adam DiMichele, QB

Winnipeg Blue Bombers.....2009.....CFL
Erie Explosion.....2011.....SIFL
Philadelphia Soul.....2012.....AFL

Zach Dixon, RB

Denver Broncos.....1979.....NFL
New York Giants.....1979.....NFL
Philadelphia Eagles.....1980.....NFL
Baltimore Colts.....1980-82.....NFL
Seattle Seahawks.....1983-84.....NFL

Michael Dogbe, DT

Arizona Cardinals.....2019-present.....NFL

Albert Drulis, B

Chicago Cardinals.....1945-46.....NFL
Pittsburgh Steelers.....1947.....NFL

Charles Drulis, G

Chicago Bears.....1942, 45-50.....NFL
Green Bay Packers.....1950.....NFL

John Egan, QB

Rochester Tigers.....1936.....AL

Avery Ellis, DL

Ottawa RedBlacks.....2017-present.....CFL

Jovahn Fair, OL

Kansas City Chiefs.....2020.....NFL
Cleveland Browns.....2020.....NFL

Sharif Finch, DE

Tennessee Titans.....2018-19.....NFL
Cincinnati Bengals.....2019.....NFL
Las Vegas Raiders.....2020.....NFL
New York Jets.....2020-present.....NFL

Chris Fletcher, DB

San Diego Chargers.....1970-76.....NFL

Sam Franklin, LB

Carolina Panthers.....2020-present.....NFL

Glenn Frey, B

Philadelphia Eagles.....1936-37.....NFL

Kyle Friend, OL

New York Jets.....2016.....NFL
Pittsburgh Steelers.....2017.....NFL
Carolina Panthers.....2018.....NFL
Cleveland Browns.....2019.....NFL

Junior Gallete, LB

New Orleans Saints.....2010-14.....NFL
Washington Football Club.....2015-16.....NFL

Rich Garza, G

Philadelphia Stars.....1983.....USFL
San Antonio Gunslingers.....1984-85.....USFL

Gorham Getchell, E

Baltimore Colts.....1947.....NFL

Phil Goodman, WR/LB

Tri-Cities Fever.....2008.....AFL2

Leslie Grace, E

Newark Tornados.....1930.....NFL

Thomas Graham, G

Philadelphia Eagles.....1935.....NFL

Randy Grossman, TE

Pittsburgh Steelers.....1974-81.....NFL

Leonard Gudd, E

Philadelphia Eagles.....1934.....NFL

Fred Gunter, DB

Massachusetts Marauders.....1994.....AFL

Nate Hairston, DB

Indianapolis Colts.....2017-19.....NFL
New York Jets.....2019-20.....NFL
Denver Broncos.....2020-present.....NFL

Harrison Hand, CB

Minnesota Vikings.....2020-present.....NFL

Thomas "Swede" Hanson, B

Brooklyn Dodgers.....1931.....NFL
Staten Island Stapletons.....1932.....NFL
Philadelphia Eagles.....1933-37.....NFL
Pittsburgh Pirates.....1938.....NFL

Dominique Harris, DB

Tampa Bay Buccaneers.....2010-12.....NFL
Hamilton Tiger-Cats.....2013.....CFL

James Harris, DE

Minnesota Vikings.....1993-95.....NFL
St. Louis Rams.....1996-97.....NFL
Oakland Raiders.....1998-2000.....NFL

Matt Hennessy, OL

Atlanta Falcons.....2020-present.....NFL

Mike Hinnant, TE

Pittsburgh Steelers.....1988-89.....NFL
Barcelona Dragons.....1991-92.....WLAFL
Detroit Lions.....1992.....NFL

Henry Hynoski, RB

Cleveland Browns.....1975.....NFL

Buchie Ibeh, WR/DB

Chicago Rush.....2006.....AFL

Matt Ioannidis, DL

Washington Football Club.....2016-present.....NFL

Mike Jarmoluk, T

Chicago Bears.....1946-47.....NFL
Boston Yanks.....1948.....NFL
Philadelphia Eagles.....1949-55.....NFL

Jaiquawn Jarrett, DB

Philadelphia Eagles.....2011-12.....NFL
New York Jets.....2013-15.....NFL

Ralph Jarvis, DE

Chicago Bears.....1988.....NFL
New York Jets.....1988.....NFL
Buffalo Bills.....1989-90.....NFL
Indianapolis Colts.....1990.....NFL
Tampa Bay Storm.....1992-93.....AFL
Massachusetts Marauders.....1994.....AFL
Milwaukee Mustangs.....1995-98.....AFL

Jerold Jeffcoat, NT

Tampa Bay Storm.....1994, 96-97.....AFL
Scottish Claymores.....1995-96.....WLAFL
Buffalo Destroyers.....2000.....AFL

Adonis Jennings, WR

Green Bay Packers.....2018.....NFL
Salt Lake Stallions.....2019.....AAF
Los Angeles Wildcats.....2020-present.....XFL

Steve Joachim, QB

New York Jets.....1976.....NFL

Kamal Johnson, DL

Miami Dolphins.....2014.....NFL

Leon Johnson, OL

Denver Broncos.....2018.....NFL
Salt Lake Stallions.....2019.....AAF
Houston Roughnecks.....2020.....XFL
Calgary Stampeders.....2019-present.....CFL

Lorne Johnson, B

Philadelphia Eagles.....1934.....NFL

Maurice Johnson, TE

Philadelphia Eagles.....1991-95.....NFL

Tré Johnson, OG

Washington Football Club.....1994-2000.....NFL
Cleveland Browns.....2001.....NFL
Washington Football Club.....2002.....NFL

Van Johnson, WR/DB

Albany Firebirds.....1999-2000.....AFL
Indiana Firebirds.....2001-03.....AFL
New York Giants.....2008.....NFL

Joe Johnsonbaugh, FB/LB

Peoria Pirates.....2008.....AFL2
Tri-Cities Fever.....2008.....AFL2

Lance Johnstone, DE

Oakland Raiders.....1996-2000, 2006.....NFL
Minnesota Vikings.....2001-05.....NFL



Nate Hairston



Matt Ioannidis



Brandon McManus

ALL-TIME OWLS IN THE PROS

Maurice Jones, DB	Chicago Bears.....2013.....NFL
Mike Jones, CB	New York Giants.....2018.....NFL
	Winnipeg BlueBombers.....2019-present.....CFL
Alex Joseph, LB	Green Bay Packers.....2010.....NFL
	San Francisco 49ers.....2010-11.....NFL
	Hamilton Tiger-Cats.....2012.....CFL
Elisha Joseph, DL	Calgary Stampeders.....2013.....CFL
Tom Kilkeny, LB	Chicago Blitz.....1984..USFL
	Denver Gold.....1985..USFL
Frank "Bucko" Kilroy, T	Phil-Pitt Steagles.....1943.....NFL
	Philadelphia Eagles.....1944-55.....NFL
Keith Kirkwood, WR	New Orleans Saints.....2018-19.....NFL
	Carolina Panthers.....2020-present.....NFL
Dan Klecko, DT	New England Patriots.....2003-05.....NFL
	Indianapolis Colts.....2006-07.....NFL
	Philadelphia Eagles.....2008.....NFL
	Atlanta Falcons.....2010.....NFL
Joe Klecko, DL	New York Jets.....1977-87.....NFL
	Indianapolis Colts.....1988.....NFL
Don Klein, OL/DL	Colorado Crush.....2004.....AFL
	Philadelphia Soul.....2006.....AFL
	Austin Wranglers.....2007-08.....AFL
Terrance Knighton, DT	Jacksonville Jaguars.....2009-12.....NFL
	Denver Broncos.....2013-14.....NFL
	Washington Football Club.....2015.....NFL
	New England Patriots.....2016.....NFL
Edward Kolman, DT	Chicago Bears.....1940-44.....NFL
	New York Giants.....1949.....NFL
John Konopka, B	Philadelphia Eagles.....1936.....NFL
Brian Krulikowski, DL	Iowa Barnstormers.....1995.....AFL
	Minnesota Fighting Pike.....1996.....AFL
	New Jersey Red Dogs.....1997-98.....AFL
John Kusko, B	Philadelphia Eagles.....1936-38.....NFL
Chonn Lacey, DB	New York Dragons.....2004.....AFL
	Frankfurt Galaxy.....2006..NFLE
	Amsterdam Admirals.....2006..NFLE
	Hamburg Sea Devils.....2007..NFLE

Joe Laudano, OL/DL	New York Dragons.....2005-08.....AFL
Paul Layton, P	Green Bay Packers.....2014.....NFL
Dana Levine, DE	New York Giants.....2020.....NFL
John Lipski, C	Philadelphia Eagles.....1933-34.....NFL
Eric Lofton, OL	Ottawa RedBlacks.....2017-18.....CFL
	BC Lions.....2019.....CFL
	Edmonton Eskimos.....2019-present.....CFL
Gerald Luceur, WR	Philadelphia Stars.....1983..USFL
Brandon Mack, WR	Denver Broncos.....2021-present.....NFL
Stacey Mack, FB	Jacksonville Jaguars.....1999-02.....NFL
	Houston Texans.....2003.....NFL
Colin Madison, OL	San Jose SaberCats.....2015-17.....AFL
	Baltimore Brigade.....2018-present.....AFL
Steve Maneri, TE/OL	Houston Texans.....2010.....NFL
	New England Patriots.....2010-11.....NFL
	Kansas City Chiefs.....2011-12.....NFL
	Chicago Bears.....2013.....NFL
	Tampa Bay Buccaneers.....2014.....NFL
	New England Patriots.....2014.....NFL
Alex Marcus, DE	Philadelphia Eagles.....1933.....NFL
Jacob Martin, DE/LB	Seattle Seahawks.....2018-19.....NFL
	Houston Texans.....2019-present.....NFL
Praise Martin-Oguike, DL	Miami Dolphins.....2017.....NFL
	Arizona Cardinals.....2018.....NFL
	Seattle Dragons.....2020-present.....XFL
Tyler Matakovich, LB	Pittsburgh Steelers.....2016-19.....NFL
	Buffalo Bills.....2020-present.....NFL
Mark McCants, DB	Philadelphia Stars.....1983-85..USFL
Mike McClearn, T	Philadelphia Stars.....1984..USFL
Teddy McDuffie, WR/DB	Buffalo Destroyers.....2002-03.....AFL
Mike McGann, QB	Indianapolis Colts.....2006-07.....NFL
	Hamburg Sea Devils.....2007..NFLE

Ed McGee, T	New York Americans.....1940.....AL
	New York Giants.....1940.....NFL
	Boston Yanks.....1944-46.....NFL
Jason McKie, FB	Dallas Cowboys.....2002.....NFL
	Chicago Bears.....2003-09.....NFL
	Baltimore Ravens.....2010.....NFL
Brandon McManus, K/P	Indianapolis Colts.....2013.....NFL
	New York Giants.....2014.....NFL
	Denver Broncos.....2014-present.....NFL
Todd McNair, RB	Kansas City Chiefs.....1989-93, 96.....NFL
	Houston Oilers.....1994-95.....NFL
Mike Mendenhall, DE	Berlin Thunder.....2007..NFLE
Nick Mike-Mayer, K	Atlanta Falcons.....1973-77.....NFL
	Philadelphia Eagles.....1977-78.....NFL
	Buffalo Bills.....1979-82.....NFL
	San Antonio Gunslingers.....1984-85..USFL
	Chicago Bruisers.....1987.....AFL
	Los Angeles Cobras.....1988.....AFL
Davin Miles, OL/DL	Albany Firebirds.....1998.....AFL
Charlie Morris, OL/DL	Arizona Rattlers.....2000-04.....AFL
	Nashville Kats.....2005-08.....AFL
Chris Myarick, TE	Miami Dolphins.....2019-present.....NFL
Andre Neblett, DT	Carolina Panthers.....2010-13.....NFL
Russell Newman, DT	Denver Broncos.....2003.....NFL
Allen Nichols, B	Pittsburgh Steelers.....1945.....NFL
Mathias Nkwenti, OT	Pittsburgh Steelers.....2001-03.....NFL
Scott Oster, OL/DL	New York Dragons.....2001.....AFL
Paul Palmer, RB	Kansas City Chiefs.....1987-88.....NFL
	Dallas Cowboys.....1989.....NFL
	Detroit Lions.....1989.....NFL
	Barcelona Dragons.....1991..WLA
James Parrish, OT	Indianapolis Colts.....1993.....NFL
	San Francisco 49ers.....1993.....NFL
	Dallas Cowboys.....1993-94.....NFL
	Pittsburgh Steelers.....1995.....NFL



Tyler Matakovich



Haason Reddick



Keith Kirkwood



ALL-TIME OWLS IN THE PROS



Bernard Pierce, RB

Baltimore Ravens 2012-14 NFL
Jacksonville Jaguars 2015 NFL
New York Jets 2016 NFL

Joe Pilconis, E

Philadelphia Eagles 1934, 36-37 NFL

Delvon Randall, SAF

Philadelphia Eagles 2019 NFL

Haason Reddick, DL/LB

Arizona Cardinals 2017-20 NFL
Carolina Panthers 2021-present NFL

Henry Reese, C

New York Giants 1933-34 NFL
Philadelphia Eagles 1935-39 NFL
New York Americans 1940 AL

John Rienstra, OG

Pittsburgh Steelers 1986-90 NFL
Cleveland Browns 1991-92 NFL

Tim Riordan, QB

Philadelphia Stars 1984-85 .. USFL
New Orleans Saints 1987 NFL

Rob Ritrovato, FB

New York Giants 2019 NFL

Adrian Robinson, DE

Pittsburgh Steelers 2012-13 NFL
Denver Broncos 2013 NFL
San Diego Chargers 2013 NFL
Washington Football Club 2014 NFL

Jaelin Robinson, OL

Atlanta Falcons 2019 NFL
Los Angeles Wildcats 2020-present XFL

Quincy Roche, DE

Pittsburgh Steelers 2021-present NFL

Evan Rodriguez, TE

Chicago Bears 2012 NFL
Miami Dolphins 2013 NFL
Buffalo Bills 2014 NFL
Tampa Bay Buccaneers 2014-15 NFL
San Antonio Commanders 2019 AAF
Seattle Dragons 2020-present XFL

Kevin Ross, CB

Kansas City Chiefs 1984-93, 97 NFL
Atlanta Falcons 1994-95 NFL

Chapelle Russell, LB

Tampa Bay Buccaneers 2020 NFL
Jacksonville Jaguars 2021-present NFL

James Russell, T

Philadelphia Eagles 1936-37 NFL

Lee Saltz, QB

Detroit Lions 1987-88 NFL
Winnipeg Blue Bombers 1988-90 CFL
San Antonio Riders 1991, WLAFL
New England Patriots 1992 NFL
St. Louis Stampede 1995 AFL

Brian Sanford, DE

Cleveland Browns 2010-14 NFL

Jeremy Schonbrunner, OL

Philadelphia Soul 2012 AFL
Tampa Bay Storm 2015-18 AFL

Elliot Seifert, OL

New York Dragons 2008 NFL

Nick Sharga, FB

Oakland Raiders 2018 NFL
New York Giants 2018 NFL

Leslie Shepherd, WR

Washington Football Club 1994-98 NFL
Cleveland Browns 1999 NFL
Miami Dolphins 2000-01 NFL
Montreal Alouettes 2002 CFL

Brandon Shippen, WR

Miami Dolphins 2016 NFL
Los Angeles Rams 2016 NFL
Kansas City Chiefs 2017-18 NFL
Tennessee Titans 2018 NFL

John Shultz, B

Frankford Yellowjackets 1930 NFL

Bill Singletary, OL

New York Giants 1974 NFL
San Diego Chargers 1974 NFL

Alshermond Singleton, LB

Tampa Bay Buccaneers 1997-02 NFL
Dallas Cowboys 2003-06 NFL

Philip Slosburg, B

Boston Yanks 1948 NFL
New York Bulldogs 1949 NFL

Abdul Smith, DB

Chicago Bears 2014 NFL

Dave Smukler, B

Philadelphia Eagles 1936-39 NFL
Boston Yanks 1944 NFL

Pat Staub, OG

Boston Breakers 1983 .. USFL

Santo Stephens, LB

Kansas City Chiefs 1993 NFL
Cincinnati Bengals 1994 NFL
Jacksonville Jaguars 1995 NFL

Pete Stevens, B

Philadelphia Eagles 1936 NFL

Chester Stewart, QB

Baltimore Ravens 2012 NFL

Rod Streater, WR

Oakland Raiders 2012-15 NFL
Kansas City Chiefs 2016 NFL
San Francisco 49ers 2016 NFL
Buffalo Bills 2017 NFL
Cleveland Browns 2018-19 NFL

Mike Stromberg, LB

New York Jets 1968 NFL

Terrence Stubbs, WR

New York Jets 2004 NFL
Los Angeles Avengers 2007-08 AFL

John Stylianos, B

Buffalo Indians 1940 AL

John Summerday, OL/DL

Albany Firebirds 1998-99 AFL
New England Seawolves 2000 AFL
Toronto Phantoms 2001-02 AFL

George Sutcliff, B

Chicago Cardinals 1946 NFL

Joe Sutton, B

Buffalo Indians 1940 AL
Philadelphia Eagles 1950-52 NFL

John Sylvester, B

New York Yankees 1947 NFL
Baltimore Colts 1948 NFL

Alphonso Taylor, DL

Denver Broncos 1993 NFL

Jullian Taylor, DT

San Francisco 49ers 2018-20 NFL
Tennessee Titans 2021-present NFL

Tim Terry, DE

Cincinnati Bengals 1997-99 NFL
Kansas City Chiefs 2000 NFL
Seattle Seahawks 2001-02 NFL

Jahad Thomas, RB

Dallas Cowboys 2017 NFL
New York Giants 2017 NFL
New York Jets 2017-18 NFL

Colin Thompson, TE

New York Giants 2017 NFL
Chicago Bears 2017-18 NFL
Birmingham Iron 2019 AAF
New York Giants 2019 NFL
Tampa Bay Vipers 2020 XFL
Carolina Panthers 2020-present NFL

Andy Tomasic, B

Pittsburgh Steelers 1942, 43-46 NFL

Wayne Tribue, OL

Denver Broncos 2012 NFL
San Francisco 49ers 2013 NFL
Philadelphia Soul 2014 AFL
Dallas Cowboys 2014 NFL
Jacksonville Sharks 2014-15 AFL
Philadelphia Soul 2016-19 AFL

Devin Tyler, OL

Arizona Cardinals 2010-11 NFL
Edmonton Eskimos 2012 CFL
Saskatchewan Roughriders 2013-14 CFL
Winnipeg Blue Bombers 2014-18 CFL

Joe Tyrrell, G

Philadelphia Eagles 1952 NFL

Jerry Urias, S

Hamilton Tiger Cats 2000-01 CFL

Phillip Walker, QB

Indianapolis Colts 2017-19 NFL
Houston Roughnecks 2020 XFL
Carolina Panthers 2020-present NFL

Jamal Wallace, DB

Philadelphia Soul 2004 AFL

Martin Wallace, OT

Cleveland Browns 2013 NFL
Carolina Panthers 2014-15 NFL

Rian Wallace, LB

Pittsburgh Steelers 2005-06 NFL
Washington Football Club 2008 NFL

Steve Watson, WR

Denver Broncos 1979-87 NFL

Tahir Whitehead, LB

Detroit Lions 2012-17 NFL
Oakland Raiders 2018-19 NFL
Carolina Panthers 2020-present NFL

Muhammad Wilkerson, DT

New York Jets 2011-17 NFL
Green Bay Packers 2018-19 NFL

Calvin Wilkinson, LB

Baltimore Ravens 2000 NFL

Avery Williams, LB

Houston Texans 2017
Ottawa RedBlacks 2018-present CFL

Isaiah Wright, WR

Washington Football Club 2020-present NFL

Terry Wright, CB

Indianapolis Colts 1987-88 NFL

Rock Ya-Sin, CB

Indianapolis Colts 2019-present NFL

Kenny Yeboah, TE

New York Jets 2021-present NFL

John Youboty, DE

Denver Broncos 2013-15 NFL

Anthony Young, FS

Indianapolis Colts 1985 NFL

Tavon Young, DB

Baltimore Ravens 2016-present NFL

Dave Yovanovits, OL

New York Jets 2003-04 NFL
Cleveland Browns 2005 NFL
Detroit Lions 2006 NFL
New Orleans Saints 2007 NFL



ALL-TIME ASSISTANT COACHES



Herb Adderley..... 1978
 Ben Albert2011-12
 Don Augustine (GA).....2002
 Jared Backus.....2007-09
 Kevin Baldock (GA)2000-01
 Jordan Barber (Asst. SC)2017-18
 Joe Battaglia (GA).....2017-18
 Dick Bedesam.....1973-74
 Satyen Bhakta (GA).....2006-08
 Bob Bicknell.....2006
 Cody Booth (GA).....2017-18
 Dave Borbely.....1989-91
 Pat Boyle (GA).....2015-16
 Sean Boyle (GA).....2019
 Gus Braccia.....1956
 Curtis Bray.....2007-08
 David Brock2002-04
 Francis Brown2013-16, 2019
 Sterling Brown.....1980
 John Brunner.....1970-80
 Shawn Bryson (GA).....2013
 Jack Burns.....1953-54
 Nathan Burton.....2018
 Lew Carpenter.....1997
 Derek Carr (GA).....2014-15
 Rubin Carter.....2004
 Wally Chambers.....1986-88
 Deon Chester.....1993-94
 Ron Chismar.....1989-92
 Clyde Christensen.....1983-85
 Eric Church (GA).....2018
 Curt Cignetti.....1989-92
 Colin Clancy (GA).....2013
 Bill Clay1988
 Earl Cleghorn.....1968-82
 Tim Conner (A).....2017-18
 Evan Cooper, Jr. (GA).....2013
 Charles Crews (GA).....1997-98
 Sean Cronin.....2011-12
Steve Crutchley (A)..... 2019-present
 Eddie Davis.....1986-88
 Paul Davis.....1983-85
 Ryan Day.....2006, 2012
 Tony Decker (SC).....2006-10
 Andrew Dees.....2006-10
 Dave DeFilippo1962-65
 George DeLeone.....2006-07, 2016
 Mark DeLeone (GA)2011
 Tony DeMeo.....1988
 Sean Desai.....2010
 Lou DeVicaris.....1953
 Mac DeVito (GA).....2003
 John Devlin.....1986-87
Brett Diersen..... 2019-present
Adam DiMichele..... 2013-14, 2017-present
 Bob Dipipi.....1973-84
 Tyrone Dixon.....1992
 Don Dobes.....1989-92
 Mark Dolin.....1955
 Mark D'Onofrio.....2006-10
 John Drew1970-82
 Dave Dunkelberger.....1990-92
 Rob Dvoracek (GA)2016
 Rick Dykes.....1989-90
 Walt Evans (SC).....1991-92
 Joe Famille.....1986-88

Eric Fargo (GA)2014-15
 Dave Feeley (SC).....2017-18
 Charlie Fisher2000-01
 Rip Flippo (GA)1999-00
 Ed Foley.....2008-10, 13-18
 Tyree Foreman.....2007-14
 Jethro Franklin2010
 Stan Freedman.....1975-77
 Justin Frye.....2011-12
 Shelton Gaffney (Asst. SC).....2013-14
Xavier Garcia (GA)2020-present
 Reggie Garrett (GA).....2016-17
 Nick Gasparato1993-96
 Mike Gibson.....1989-92
 Kevin Gilbride Jr.....2007-09
 Dennis Goldman.....2005
 Steve Goldman.....1993-96
 Linc Gotshalk (SC).....1981-89
 Lou Grandizio1957
 Bill Griggs (GA)2009-10
 Eric Gudger.....1993-97
 R.E. "Rocky" Hager.....1997-03
 Omar Hales (GA).....2016
Craig Harmon..... 2019-present
 Chuck Heater.....2011-12
 Ted Heath.....1993-97
 John Hendrick.....1993-94
 Mike Hennigan.....1985
 Frank Hickson1989
 Stan Hixon.....2017-18
 Vince Hoch1970-82
 Al Holcomb (GA)1996
Ray Holmes (GA).....2020-present
 Marcus Hoover (GA)2004-05
 Dan Hopkins (GA).....2003
 Dick Hopkins.....1989-92
 Ryan Horton (Asst. SC).....2017-18
 Chris Hudak (SC)1996-03
 Jim Hueber.....1981-82
 Keith Humphrey (GA).....1999
Gabe Infante..... 2019-present
 Ashley Ingram (GA)1998
 Frisman Jackson2015-16
 Jonas Jackson (GA)2005
Matt Jacobs (Asst SC) .. 2019-present
 Bobby James (A).....2017
 Taver Johnson.....2017
 Kenny Johnston (GA).....2019
 Amos Jones1983-88
 Jack Jones1962-67
 Willie Jones.....1997-98
 Gary Karl1981
 Kevin Keeffe (SC).....1993-95
 Al Kincaid.....1998
 Bob Kish.....1955
 Larry Knight.....2018
Jeff Knowles..... 2019-present
 John Konstantinos.....1967-68
 Kevin Kroboth (Asst. SC).....2012-16
 Lary Kuharich1977-80
Jake Landry (A) 2019-present
 Chris LaSala.....1990-93
 John Latina.....1983-88
 Frank Leonard.....2012
 Mark Leposky (GA).....1994-95
 Rob Likens.....1998-03
 Josh Linam (A).....2017

Steve Little (SC).....1990
 Scot Loeffler.....2011
 John Loughery (GA).....2016
 Paul Lounsberry.....2005
 Tony Lucas.....2017-18
 Mike MacIntyre.....1997-98
 Bobby Maffei (GA)2014-15
 Fred Manuel.....1993-94
 James Mangiero (GA).....2011-12
 Joe Marciano.....1982
 Bob Marshall.....1968-69
 Frank Massino.....1969-76, 79-82
 Jim Mazza.....1976
 John McAneney.....1966-69
 Ron McCrone.....1995-97
 Sean McGowan.....2011-12
 Hugh McWilliams.....1975
 Bill Medve.....1957
 Randy Melvin.....2009
 John Mitchell1986
 Allen Mogridge2013
 Raymond Monica.....1998-05
 Joe Moore.....1986-87
 Earle Mosley.....1988-92
 Jed Moyer (GA)2001-02
Caden Murphy (GA).....2020-present
 Toby Neinas.....2002-05
 Joe Nejman1960-65
 Thomas Niles.....2018-19
 Jeff Nixon.....2006
 Brandon Noble.....2013
Brad Ohrt (SC)..... 2019-present
 Dutch Ouderkirk1971
 Tom Pajic (A)2018
 Lou Paludi.....1960-67
 Jim Panagos.....2017-18
 Chet Parlavacchio1993
 Dave Patenaude.....2017-18
 Darrell Patterson.....1995-96
 Carmen Piccone.....1977-82
 Walt Pierce1970
 Frank Piraino (SC).....2011-12
 Wally Porter.....1960-61
 Calvin Powell (GA).....2015
Salim Powell (A)2020-present
 Jerry Preschutti.....1966-68
 Spencer Prescott.....1983-86,
1990-92, 1999-05
 Nick Rapone1983-88, 1999-05
 John Reagan2000-02
 Britt Reid (GA)2012
 Matt Rhule.....2006-11
Melvin Rice..... 2019-present
Jacob Ricketts (Asst SC)..... 2019-present
 Cory Robinson.....2017
 Elijah Robinson.....2014-16
 Ryan Roeder (GA).....2006-08
 John Rogers.....1956-69
 Kevin Rogers.....2012
 Scott Rosen (GA).....1996
 Chris Roulhac1995-99
 Cliff Rubicam.....1955
 Ray Rychleski.....1985-88
Dan Sabock (A) 2019-present
 Tony Sardisco.....1969
 Marcus Satterfield2013-15

Mike Schad1997-01
 Kent Schoolfield.....1993-94
 Jeremy Scott (SC).....2013-16
 Bruce Seidman (SC).....2004-05
 Jason Semore (A).....2018
 Damiere Shaw (GA).....2016
Luke Shively (GA)..... 2019-present
 Mike Siravo2006, 2013-16
 Willie Slater2004-05
 Steve Smith (GA).....1993-94
 Terry Smith2013
 Zach Smith2011
 Phil Snow.....2013-16
 Tom Spann1989-92
 Rob Spence2010
 Bob Stanley.....1996-97
 Matt Stavish (GA).....2010
 Pete Stevens.....1953-56
Walter Stewart..... 2019-present
 Tim Stowers1998-99
 Dale Strahm1994-96
 Mac Strow.....1953-55, 59
 Lonnie Teasley (GA)2014
 Andrew Thacker2017-18
 Blair Thomas.....1998-05
 Glenn Thomas.....2015-16
 Tony Trentini1970-75
 Chris Trifone (GA)2011-12
Joe Tripodi..... 2019-present
 Tom Turchetta.....1984-85
 Jim Turner.....2003-04
 Tom Urbanik.....1968-69
Mike Uremovich..... 2019-present
 Tom Walters1954
Thad Ward..... 2019-present
 Brandon Washington (Asst. SC)2014-16
 Gavin White1956-66
 Jack White.....1983
 Roger White1956-59
 Chris Wiesehan.....2014-18
 Paul Williams.....2006-10
 Ronell Williams (GA, A).....2017-18
 Al Wilson.....1970-72
 Tarek Yaeggi (GA).....2019
Tyler Yelk..... 2019-present
 Phil Zacharias2005
 Ray Zingler1983-84

A - Analyst
 GA—graduate assistant coach
 SC—strength & conditioning



ALL-TIME OPPONENTS



Opponents.....	First Mtg.	Last Mtg.	W	L	T
AKRON	1967	2011	14	7	0
Alabama.....	1986	1991	0	3	0
Albright.....	1913	1953	8	3	1
Arizona State.....	2005	2005	0	1	0
Army.....	1943	2017	7	6	0
Austin Peay.....	1990	1990	1	0	0
Bainbridge NTS.....	1953	1953	0	0	1
Ball State.....	2009	2011	2	0	0
Beverly Athletic Club.....	1898	1898	0	1	0
Bloomsburg Teachers.....	1914	1914	1	0	0
Blue Ridge.....	1927	1927	1	0	0
BOSTON COLLEGE	1936	2018	7	29	2
Boston University.....	1948	1992	9	9	1
Bowling Green.....	1953	2011	4	8	0
Brandeis.....	1954	1954	1	0	0
Brigham Young.....	1985	1986	0	2	0
Brooklyn Poly.....	1896	1896	0	1	0
Brown.....	1927	1954	3	0	0
Bryn Athyn.....	1916	1916	0	1	0
Bucknell.....	1927	2019	17	20	8
Buffalo.....	1957	2019	4	14	0
California.....	1979	1993	1	2	0
Camden Business College.....	1913	1913	1	0	0
Carnegie Tech.....	1930	1956	4	6	1
UCF	2013	2020	2	6	0
Central Michigan.....	2006	2010	1	1	0
Central Pa. College.....	1894	1901	5	0	0
Centre College.....	1935	1936	2	0	0
Charlotte.....	2015	2016	2	0	0
CINCINNATI	1973	2019	13	8	1
Clemson.....	1991	2006	0	3	0
Coatesville.....	1916	1916	1	0	0
Colgate.....	1981	1982	1	1	0
UConn.....	1963	2019	14	6	0
Crescent A.C.....	1894	1894	1	0	0
Dartmouth.....	1927	1927	0	1	0
Dayton.....	1967	1976	2	2	0
Delaware.....	1913	1985	14	22	0
Delaware State.....	2014	2014	1	0	0
Denver.....	1931	1932	2	0	0
Drake.....	1929	1979	8	1	0
Drexel.....	1923	1960	2	2	0
Duke.....	2018	2018	0	1	0
East Stroudsburg.....	1922	1924	1	1	0
Eastburn Academy.....	1897	1900	3	0	0
Eastern Michigan.....	1993	2009	5	0	0
EAST CAROLINA^	1982	2020	9	9	0
First Regiment.....	1894	1894	1	0	0
Florida.....	1937	1987	2	1	0
Florida A&M^.....	1986	2004	1	1	0
Florida International.....	2017	2017	1	0	0
Florida State.....	1984	1984	0	1	0
Fordham.....	1950	2013	0	5	0
Franklin & Marshall.....	1899	1917	0	2	0
Gallaudet.....	1922	1929	3	1	0
Geneva.....	1928	1928	1	0	0
George Washington.....	1925	1965	0	1	1
Georgetown.....	1938	1942	1	4	0
Georgia.....	1946	1989	0	4	0
Georgia Tech.....	2019	2019	1	0	0
Gettysburg.....	1956	1969	4	8	1
Girard.....	1907	1910	3	0	0
Grambling.....	1976	1977	1	1	0
Haskell Indian Institute.....	1931	1933	2	0	1
Haverford.....	1923	1923	0	1	0
Hawaii.....	1979	1979	1	0	0
Hofstra.....	1957	1969	7	6	0
Holy Cross.....	1934	1974	9	12	2
Houston%.....	1987	2018	1	6	0
Howard.....	1991	1991	1	0	0

Opponents.....	First Mtg.	Last Mtg.	W	L	T
Idaho.....	2013	2013	0	1	0
Indiana.....	1934	1952	0	1	1
Iowa.....	1936	1936	0	1	0
Ithaca.....	1963	1963	1	0	0
Jefferson.....	1900	1900	0	1	0
Juniata.....	1923	1927	1	1	0
Kansas.....	1941	1941	1	0	0
Kansas State.....	1992	1999	0	3	0
Kent State.....	2006	2011	4	2	0
Kings Point.....	1960	1967	5	2	1
La Salle.....	1900	1916	7	1	3
Lafayette.....	1929	1965	8	4	1
Lebanon Valley.....	1909	1948	1	2	2
Lehigh.....	1955	1956	0	2	0
Louisville.....	1980	2013	3	4	0
Loyola.....	1896	1908	2	2	0
Marquette.....	1934	1935	2	0	0
Marshall.....	1974	1999	1	1	0
Maryland.....	1997	2019	3	7	0
UMass.....	2015	2017	2	0	0
Medico-Chirurgical.....	1900	1905	3	2	0
MEMPHIS	2013	2020	3	3	0
Miami (Fla.).....	1930	2005	1	13	0
Miami (Ohio).....	2005	2011	4	2	0
Michigan State.....	1935	1949	1	7	2
Middle Tennessee State.....	2003	2003	1	0	0
Millersville.....	1916	1922	0	1	1
Minnesota.....	2006	2006	0	1	0
Mississippi.....	1936	1937	1	0	1
Missouri.....	1931	1931	1	0	0
Moravian.....	1917	1917	0	1	0
Mount St. Mary's.....	1931	1931	1	0	0
Muhlenberg.....	1909	1963	6	7	0
NAVY	1988	2020	8	7	0
New York Aggies.....	1911	1922	2	1	0
NYU.....	1944	1952	5	0	0
North Carolina.....	2019	2019	0	1	0
North Carolina Pre-Flight.....	1942	1942	1	1	0
Northeastern.....	1968	1969	1	1	0
Northern Illinois.....	1989	2010	1	3	0
Notre Dame%.....	2013	2017	0	3	0
Oak Lane AC.....	1898	1898	0	1	0
Ohio.....	2007	2011	1	4	0
Oklahoma.....	1940	1942	1	1	0
Oklahoma State (A&M).....	1947	1948	0	2	0
Oregon State.....	2002	2002	0	1	0
Pennsylvania Military.....	1898	1925	1	11	0
Penn State.....	1931	2016	4	40	1
Phila. C. Pharmacy.....	1897	1909	1	4	1
Phila. Dental College.....	1894	1905	7	0	0
Phila. Naval Yard.....	1911	1916	3	0	0
Phila. Normal School.....	1912	1916	3	0	1
Phila. Osteopathy.....	1910	1911	2	0	0
Philadelphia University.....	1898	1900	2	0	1
Pittsburgh^.....	1938	2012	7	28	1
Pratt Institute.....	1895	1912	1	4	0
Providence.....	1928	1928	1	0	0
Quantic Marines.....	1926	1926	0	1	0
Rhode Island.....	1949	1975	11	0	0
Richmond.....	2002	2002	1	0	0
RUTGERS^	1948	2013	15	21	0

Opponents.....	First. Mtg.	Last Mtg.	W	L	T
Schuylkill.....	1909	1928	2	3	1
Schuylkill Navy.....	1895	1898	1	0	1
Scranton.....	1953	1959	3	3	0
Southern Connecticut.....	1964	1964	1	0	0
Southern Illinois.....	1974	1977	1	1	0
St. Bonaventure.....	1929	1929	1	0	0
St. Francis (N.Y.).....	1897	1897	0	1	0
St. John's (Md.).....	1925	1925	1	0	0
St. Joseph's.....	1899	1936	6	4	4
St. Mary's (Calif.).....	1936	1936	0	1	0
St. Thomas.....	1924	1930	3	1	0
South Carolina.....	1933	2002	1	1	0
SMU.....	1942	2020	2	3	2
SW Louisiana.....	1977	1977	1	0	0
Stevens Tech.....	1895	1895	0	1	0
Stony Brook.....	2016	2016	1	0	0
Susquehanna.....	1923	1963	2	3	0
Swarthmore.....	1943	1944	2	0	0
Syracuse.....	1944	2012	10	26	1
Temple Prep.....	1917	1917	0	0	1
Tennessee.....	1944	1990	0	2	0
Texas.....	1949	1949	0	1	0
Texas A&M.....	1934	1935	2	0	0
TCU.....	1938	1939	1	1	0
Thiel.....	1929	1932	3	0	0
Tioga AC.....	1903	1903	1	0	0
Toledo.....	1961	2015	3	8	0
Trenton Teachers.....	1895	1922	1	5	1
Tulane.....	1935	2020	4	2	0
Tulsa.....	1987	2018	3	2	0
UCLA.....	2009	2009	0	1	0
Upsala.....	1925	1925	1	0	0
Ursinus.....	1894	1943	1	6	0
USF	2012	2020	5	2	0
Vanderbilt.....	1935	2014	2	1	0
Villanova.....	1908	2018	16	17	2
Virginia.....	2004	2005	0	2	0
Virginia Military Institute.....	1937	1943	4	0	0
Virginia Tech^.....	1934	2003	3	14	0
WAGNER	1920	2020	first meeting		
Wake Forest.....	1930	2016	1	1	0
Washington & Jefferson.....	1929	1933	3	0	1
Washington College.....	1926	1928	3	0	0
Washington State.....	1992	1996	0	2	0
Wayne State.....	1950	1969	3	0	0
Wenonah Military.....	1910	1910	0	1	0
West Chester.....	1898	1924	1	3	0
West Virginia.....	1932	2004	12	24	0
Western Maryland.....	1928	1929	1	1	0
Western Michigan^.....	1986	2008	0	8	0
William & Mary.....	1969	1998	4	2	1
Wisconsin.....	1990	2005	1	1	0
Wyoming.....	1990	2011	1	1	0
Wyoming Seminary.....	1924	1924	0	1	0
Xavier.....	1970	1973	4	0	0
Yale.....	1953	1953	0	1	0

2021 opponents in bold caps

^ - Temple forfeited in 1986 due to use of ineligible player

% - Houston (1987) and Notre Dame (2013) forfeited due to use of ineligible player. NCAA regulates that win is removed from violating team's record but not added to opponent.



YEAR-BY-YEAR RESULTS



Year	Head Coach	Overall			Conf.			Place	PF/PA
		W	L	T %	W	L	T %		
1894	Charles M. Williams	4	1	0 .800	—	—	—	—	70/32
1895	Charles M. Williams	1	4	1 .250	—	—	—	—	30/89
1896	Charles M. Williams	3	2	0 .600	—	—	—	—	50/32
1897	Charles M. Williams	3	3	0 .500	—	—	—	—	100/85
1898	Charles M. Williams	2	5	0 .285	—	—	—	—	32/133
1899	John T. Rogers	1	4	1 .250	—	—	—	—	27/126
1900	John T. Rogers	3	4	1 .437	—	—	—	—	95/69
1901	H. Shindle Wingert	3	2	0 .600	—	—	—	—	37/65
1902	H. Shindle Wingert	1	4	1 .250	—	—	—	—	29/62
1903	H. Shindle Wingert	4	1	0 .800	—	—	—	—	56/18
1904	H. Shindle Wingert	2	2	0 .500	—	—	—	—	51/23
1905	H. Shindle Wingert	2	0	1 .833	—	—	—	—	48/12
1906	NO VARSITY TEAM								
1907	Horace Butterworth	4	0	2 .666	—	—	—	—	82/40
1908	Dr. Frank W. White	3	2	1 .583	—	—	—	—	55/73
1909	William J. Schatz	0	4	1 .100	—	—	—	—	0/99
1910	William J. Schatz	3	3	0 .500	—	—	—	—	64/123
1911	William J. Schatz	6	1	0 .857	—	—	—	—	90/54
1912	William J. Schatz	3	2	0 .600	—	—	—	—	38/47
1913	William J. Schatz	1	3	2 .333	—	—	—	—	31/81
1914	William Nicholai	3	3	0 .500	—	—	—	—	69/80
1915	William Nicholai	3	1	1 .700	—	—	—	—	32/40
1916	William Nicholai	3	1	2 .666	—	—	—	—	61/14
1917	Elwood Geiges	0	6	1 .071	—	—	—	—	6/6
1918	NO VARSITY TEAM DUE TO WORLD WAR I								
1919	NO VARSITY TEAM DUE TO WORLD WAR I								
1920	NO VARSITY TEAM DUE TO WORLD WAR I								
1921	NO VARSITY TEAM DUE TO WORLD WAR I								
1922	Francois M. D'Eliscu	1	4	1 .250	—	—	—	—	26/122
1923	Francois M. D'Eliscu	0	5	0 .000	—	—	—	—	13/101
1924	Albert Barron	1	4	0 .200	—	—	—	—	15/106
1925	Henry J. Miller	5	2	2 .666	—	—	—	—	104/39
1926	Henry J. Miller	5	3	0 .625	—	—	—	—	88/93
1927	Henry J. Miller	7	1	0 .875	—	—	—	—	351/60
1928	Henry J. Miller	7	1	2 .800	—	—	—	—	224/23
1929	Henry J. Miller	6	3	1 .650	—	—	—	—	133/65
1930	Henry J. Miller	7	3	0 .700	—	—	—	—	224/110
1931	Henry J. Miller	8	1	1 .850	—	—	—	—	158/42
1932	Henry J. Miller	5	1	2 .750	—	—	—	—	105/53
1933	Glenn S. Warner	5	3	0 .625	—	—	—	—	110/96
1934	Glenn S. Warner	7	1	2 .800	—	—	—	—	220/57
1935	Glenn S. Warner	7	3	0 .700	—	—	—	—	181/68
1936	Glenn S. Warner	6	3	2 .636	—	—	—	—	117/66
1937	Glenn S. Warner	3	2	4 .444	—	—	—	—	38/97
1938	Glenn S. Warner	3	6	1 .350	—	—	—	—	97/170
1939	Fred H. Swan	2	7	0 .222	—	—	—	—	51/96
1940	Ray Morrison	4	4	1 .500	—	—	—	—	155/113
1941	Ray Morrison	7	2	0 .777	—	—	—	—	176/146
1942	Ray Morrison	2	5	3 .350	—	—	—	—	48/135
1943	Ray Morrison	2	6	0 .250	—	—	—	—	65/163
1944	Ray Morrison	2	4	2 .375	—	—	—	—	93/96
1945	Ray Morrison	7	1	0 .875	—	—	—	—	198/51
1946	Ray Morrison	2	4	2 .375	—	—	—	—	61/114
1947	Ray Morrison	3	6	0 .333	—	—	—	—	91/128
1948	Ray Morrison	2	6	1 .277	—	—	—	—	95/182
1949	Albert P. Kawal	5	4	0 .555	—	—	—	—	156/225
1950	Albert P. Kawal	4	4	1 .500	—	—	—	—	173/132
1951	Albert P. Kawal	6	4	0 .600	—	—	—	—	168/176
1952	Albert P. Kawal	2	7	1 .250	—	—	—	—	128/221
1953	Albert P. Kawal	4	4	1 .500	—	—	—	—	134/157
1954	Albert P. Kawal	3	5	0 .375	—	—	—	—	95/148
1955	Josh Cody	0	8	0 .000	—	—	—	—	49/223
1956	Peter P. Stevens	3	5	0 .375	—	—	—	—	94/126
1957	Peter P. Stevens	1	6	0 .142	—	—	—	—	62/210
1958	Peter P. Stevens	0	8	0 .000	—	—	—	—	56/251
1959	Peter P. Stevens	0	9	0 .000	—	—	—	—	73/270

		Overall			Conf.				
Year	Head Coach	W	L	T %	W	L	T %	Place	PF/PA
MIDDLE ATLANTIC CONFERENCE (1960-69)									
1960	George Makris	2	7	0 .222	0	5	0 .000	7th	113/137
1961	George Makris	2	5	2 .333	1	2	2 .400	6th	86/129
1962	George Makris	3	6	0 .333	2	3	0 .400	4th	133/115
1963	George Makris	5	3	1 .611	1	2	0 .333	4th	209/130
1964	George Makris	7	2	0 .777	4	1	0 .800	T2nd	247/128
1965	George Makris	5	5	0 .500	3	2	0 .600	3rd	203/210
1966	George Makris	6	3	0 .666	2	2	0 .500	3rd	266/196
1967	George Makris	7	2	0 .777	4	0	0 1.000	1st	201/224
1968	George Makris	4	6	0 .400	2	2	0 .500	5th	240/241
1969	George Makris	4	5	1 .450	1	2	1 .375	5th	180/144
INDEPENDENT (1970-90)									
1970	Wayne Hardin	7	3	0 .700	—	—	—	—	190/151
1971	Wayne Hardin	6	2	1 .722	—	—	—	—	210/136
1972	Wayne Hardin	5	4	0 .555	—	—	—	—	164/176
1973	Wayne Hardin	9	1	0 .900	—	—	—	—	353/167
1974	Wayne Hardin	8	2	0 .800	—	—	—	—	335/142
1975	Wayne Hardin	6	5	0 .545	—	—	—	—	289/225
1976	Wayne Hardin	4	6	0 .400	—	—	—	—	196/216
1977	Wayne Hardin	5	5	1 .500	—	—	—	—	229/286
1978	Wayne Hardin	7	3	1 .681	—	—	—	—	280/203
1979	Wayne Hardin	10	2	0 .833	—	—	—	—	399/198
1980	Wayne Hardin	4	7	0 .363	—	—	—	—	170/262
1981	Wayne Hardin	5	5	0 .500	—	—	—	—	181/195
1982	Wayne Hardin	4	7	0 .363	—	—	—	—	230/206
1983	Bruce Arians	4	7	0 .363	—	—	—	—	171/241
1984	Bruce Arians	6	5	0 .545	—	—	—	—	226/180
1985	Bruce Arians	4	7	0 .363	—	—	—	—	233/223
1986	Bruce Arians	0	11	0 .000	—	—	—	—	308/271
1987	Bruce Arians	3	8	0 .273	—	—	—	—	154/251
1988	Bruce Arians	4	7	0 .363	—	—	—	—	207/317
1989	Jerry Berndt	1	10	0 .090	—	—	—	—	141/387
1990	Jerry Berndt	7	4	0 .636	—	—	—	—	261/269
BIG EAST CONFERENCE (1991-04)									
1991	Jerry Berndt	2	9	0 .181	0	5	0 .000	8th	138/290
1992	Jerry Berndt	1	10	0 .090	0	6	0 .000	8th	132/383
1993	Ron Dickerson	1	10	0 .090	0	7	0 .000	8th	115/517
1994	Ron Dickerson	2	9	0 .181	0	7	0 .000	8th	244/417
1995	Ron Dickerson	1	10	0 .090	1	6	0 .167	7th	187/358
1996	Ron Dickerson	1	10	0 .090	0	7	0 .000	8th	218/386
1997	Ron Dickerson	3	8	0 .273	3	4	0 .424	T5th	212/371
1998	Bobby Wallace	2	9	0 .182	2	5	0 .286	T6th	198/360
1999	Bobby Wallace	2	9	0 .182	2	5	0 .286	T6th	154/366
2000	Bobby Wallace	4	7	0 .364	1	6	0 .167	7th	224/269
2001	Bobby Wallace	4	7	0 .364	2	5	0 .286	6th	198/311
2002	Bobby Wallace	4	8	0 .333	2	5	0 .286	T6th	242/351
2003	Bobby Wallace	1	11	0 .083	0	7	0 .000	7th	235/393
2004	Bobby Wallace	2	9	0 .222	1	5	0 .200	T6th	238/399
INDEPENDENT (2005-06)									
2005	Bobby Wallace	0	11	0 .000	—	—	—	—	107/498
2006	Al Golden	1	11	0 .091	—	—	—	—	131/496
MID-AMERICAN CONFERENCE (2007-11)									
2007	Al Golden	4	8	0 .333	4	4	0 .500	T4th	197/315
2008	Al Golden	5	7	0 .417	4	4	0 .500	T2nd	281/277
2009	Al Golden	9	4	0 .692	7	1	0 .875	T1st	384/290
2010	Al Golden	8	4	0 .667	5	3	0 .625	3rd	300/229
2011	Steve Addazio	9	4	0 .692	5	3	0 .625	2nd	398/181
BIG EAST CONFERENCE (2012)									
2012	Steve Addazio	4	7	0 .364	2	5	0 .286	T6th	272/343
AMERICAN ATHLETIC CONFERENCE (2013-19)									
2013	Matt Rhule	2	10	0 .167	1	7	0 .125	T9th	299/358
2014	Matt Rhule	6	6	0 .500	4	4	0 .500	6th	277/210
2015	Matt Rhule	10	4	0 .714	7	1	0 .875	T1st	417/281
2016	Matt Rhule	10	3	0 .769	7	1	0 .875	1st	427/224
	Ed Foley	0	1	0 .000	0	0	0 .000	--	26/34
2017	Geoff Collins	7	6	0 .538	4	4	0 .500	T5th	326/335
2018	Geoff Collins	8	4	0 .667	7	1	0 .875	2nd	427/296
	Ed Foley	0	1	0 .000	0	0	0 .000	--	27/56
2019	Rod Carey	8	5	0 .615	5	3	0 .625	3rd	342/337
2020	Rod Carey	1	6	0 .143	1	6	0 .143	10th	139/260

All-time Record (1,126 games in 122 seasons): 478-596-52 (.448)

The Temple University football program will play its 121st season in 2019. For more than 35 years, the Owls have been the only major college football team in the Philadelphia region. That was not the case at the turn of the century.

The Early Years

Football at Temple first planted its roots in 1894, a decade after Russell Conwell founded the night school on North Broad Street. Nearly every college in and around Philadelphia had some sort of football squad at that time, though it may be a stretch to call them organized. The serious football powers of the east included Pennsylvania, Princeton, Harvard and Yale.

Temple's 11-man squad was technically a part of the school's Physical Education Department. The 1894 team was organized by physical education instructor Charles M. Williams, who also coached the basketball team. The Owls won their first game that fall against Philadelphia Dental College, 14-6.

There is almost no record of the first two decades of Temple football. The games were rarely reported in the newspapers, and the opposition usually consisted of small schools such as Pratt Institute or Pennsylvania Military College (now Widener University). After the turn of the century, the Owls began playing regularly against city schools La Salle and Saint Joseph's.

The school mascot had already been established though, along with the school colors—Cherry and White. For many years, the football team had no official home field. Eventually it settled into Vernon Park, a spacious green located on the city limits beyond Germantown.

The most notable person associated with the Temple football program prior to World War I was Elwood Geiges, who was supposed to coach the varsity team in 1917. But the Owls forfeited every regular game on the schedule that season because of the war. Late that fall, the varsity squad matched up with the freshman squad in a game to benefit the war effort. The contest finished in a 6-6 tie.

Geiges began his career as a college football official the following season. He officiated games for 27 years, advancing to the head of the profession. Geiges is credited with inventing the signals for holding, offsides, illegal shift and timeout. He was elected to the National Football Foundation College Football Hall of Fame in 1984.

The Temple football program was administered by the Physical Education Department until well into the 20th century. For many years, the department was headed by Dr. Charles Prohaska, who was largely responsible for the expansion of the intercollegiate athletic program following World War I.

The Owls did not field a varsity football team between 1918 and 1921 due to the war. In the years that followed, Temple grew to have the second largest enrollment in the Philadelphia area. University President Charles F. Beury made a strong commitment at that time to greater success in intercollegiate athletics.

The Modern Era

What might be called the modern era of Temple football began in 1925 with the hiring of Henry J. Miller as head coach. "Heinie" Miller had been a star player at Penn, earning All-America honors in 1917. His much-hailed arrival promised great success against a much tougher level of competition.

Miller's Owls did well in 1925 and 1926, compiling a record of 10-5-2, the best two-year stretch in the school's short history. Things were about to get much better. Several outstanding players joined the roster in 1927, including future Temple Hall of Famers Tucker "Swede" Hanson, Grover Wearshing and Jack Bonner.

The Owls opened the season with a home game against Blue Ridge College, a small school located in New Windsor, Md. The mismatch was apparent from the opening kickoff. Temple held a 27-0 lead at the end of the first quarter, and then scored eight touchdowns in the second quarter to establish a 78-0 lead at the half. Unable to move the ball on offense, Blue Ridge actually began punting on first down. The coaches agreed at halftime to shorten the third quarter to eight minutes and later shortened the fourth quarter to six minutes. By the end of the game, three Temple players had switched jerseys to fill in for Blue Ridge. The Owls won by a final score of 110-0. Hanson scored five touchdowns and Wearshing scored three.


Several other one-sided results from the 1927 campaign, against Juniata (58-0), Galaudet (62-0) and Washington College (75-0), indicated that the Owls were ready for a new level of competition. That competition came from Dartmouth, Brown and Bucknell.

Temple finished 7-1 that season, losing only to Dartmouth, while posting notable victories against Brown (7-0) and Bucknell (19-13). The Bucknell game marked the beginning of a long rivalry with the school located in Lewisburg, Pa. The Owls and the Bison played every year for the next 44 years, often in the last game of the season. Some years later, "The Old Shoe" was dedicated as a prize for the winner of the

Temple-Bucknell contest. The bronze statue of a football shoe was awarded to the winning school, which held it until the following year's game.

The 1927 season finale against Bucknell was played at Franklin Field, marking Temple's first appearance on the home field of the Pennsylvania Quakers. The Owls would not need to borrow the facility the following season.

In December of 1927, President Beury announced that the University had received a gift of \$100,000 from Philadelphia land developer Charles G. Erny for the construction of a football stadium at Vernon Park. The stadium was to seat between 20,000 and 25,000 and was to be completed in time for the 1928 football season.



Temple Stadium was first referred to as Beury Stadium, and for many years was known as Owl Stadium. The structure was designed by Philadelphia architect Clarence E. Wunder and was built by Erny's development firm. The total cost of construction was \$350,000, with a seating capacity of 34,200, including mobile field seats.

The Owls made their debut in the new stadium on Sept. 29, 1928, against St. Thomas College of Scranton. Team captain Howard "Barney" Gugel made it a successful debut, scoring on a 66-yard fumble recovery and a 38-yard interception return for a 12-0 Temple victory witnessed by 10,000 fans.

The stadium's official dedication game came two weeks later against Eastern power Western Maryland. The Owls won that game, 7-0, thanks to a touchdown pass from Wearshing to Hanson. The contest drew 25,000 fans, including several dignitaries from the city of Philadelphia.

The 1928 campaign was another great success, as the Owls finished 7-1-2, losing only to Schuylkill College and posting ties against Bucknell and Villanova. Temple was dominant in the new stadium, winning its first six games by shutout. The only team to score against the Owls was Washington College, which managed a single touchdown in a 73-7 rout. Wearshing and Hanson scored three times apiece in that contest.

The battle against Villanova—a scoreless tie—also marked the beginning of a long rivalry (though the teams had played one another in 1908). The Owls and the Wildcats were both developing strong national reputations, and this was the big game on their schedules for the next 15 years.

Miller continued to field successful teams through the Depression Era, tutoring a new set of future Hall of Famers in Hank Reese, Tony Dougal and Leon Whittock. All three played key roles in 1931, another milestone year for the program.

The Owls finished with a record of 8-1-1 that season, setting a school record for wins that stood for 42 years. Along the way, Temple recorded a 12-0 victory over developing regional power Penn State. It was considered the school's most notable victory to date. The Owls also scored their first-ever victory over Villanova by the score of 13-7. Reese had an 80-yard interception return for a touchdown and Cornelius Bonner scored on a five-yard run to secure the victory. The Wildcats were coached by Harry Stuhldreher, who had gained fame as one of Notre Dame's "Four Horsemen."

Temple closed the 1931 campaign with its first extended road trip, traveling by train across the Midwest and the Plains to face Denver College and the University of Missouri. The Owls built their national reputation with an 18-0 victory over Denver and a 38-6 triumph over Missouri.

ALL-TIME RESULTS/HISTORY

1894-98

Charles M. Williams

13-15-1 Overall

1894 (4-1)

Philadelphia Dental College.....	W	14-6
First Regiment.....	W	26-0
Ursinus.....	L	0-16
Crescent AC.....	W	12-10
Central PA College.....	W	18-0

1895 (1-4-1)

Schuylkill Navy.....	T	0-0
Trenton.....	L	0-8
Central PA College.....	W	30-0
Stevens Tech.....	L	0-10
Pratt Institute.....	L	0-15
Ursinus.....	L	0-56

1896 (3-2)

Brooklyn Poly.....	L	8-16
Loyola.....	L	6-14
Trenton.....	W	4-2
Philadelphia Dental College.....	W	6-0
Central PA College.....	W	26-0

1897 (3-3)

Eastburn Academy.....	W	18-3
Philadelphia Dental College.....	W	22-0
Loyola.....	L	6-22
Central PA College.....	W	54-10
St. Francis (NY).....	L	0-30
Philadelphia Pharmacy.....	L	0-20

1898 (2-5)

Oak Lane AC.....	L	0-12
West Chester.....	L	6-20
Univ. of Philadelphia.....	W	3-0
Schuylkill Navy.....	W	12-8
PA Military College.....	L	8-15
Trenton.....	L	3-40
Beverly AC.....	L	0-38

1899-1900

John T. Rogers

4-8-2 Overall

1899 (1-4-1)

Saint Joseph's.....	L	0-10
Philadelphia Pharmacy.....	L	0-15
Ursinus.....	L	forfeit
Eastburn Academy.....	W	22-0
Univ. of Philadelphia.....	T	5-5
Franklin & Marshall.....	L	0-96

1900 (3-4-1)

Saint Joseph's.....	T	0-0
W. Chester Teachers Coll.....	L	0-5
Univ. of Philadelphia.....	W	40-3
La Salle.....	W	12-3
Eastburn Academy.....	W	25-6
Medico (Chirurgical).....	L	0-5
Jefferson.....	L	6-11
PA Military College.....	L	12-36

1901-05

H. Shindle Wingert

12-9-2 Overall

1901 (3-2)

Trenton.....	L	0-15
La Salle.....	W	6-5
Saint Joseph's.....	L	0-32
Philadelphia Dental College.....	W	10-0
Central PA College.....	W	21-13

1902 (1-4-1)

Philadelphia Pharmacy.....	L	6-11
Trenton.....	L	0-12
Saint Joseph's.....	T	0-0
Philadelphia Dental College.....	W	18-12
Pratt Institute.....	L	0-21
Medico (Chirurgical).....	L	5-6

1903 (4-1)

Tioga AC.....	W	13-6
Medico (Chirurgical).....	W	13-6
Trenton.....	L	0-6
Saint Joseph's.....	W	12-0
La Salle.....	W	18-6

1904 (2-2)

Philadelphia Dental College.....	W	21-0
Medico (Chirurgical).....	W	30-6
PA Military College.....	L	0-3
Pratt Institute.....	L	0-14

1905 (2-0-1)

La Salle.....	T	12-12
Philadelphia Dental College.....	W	30-0
Medico (Chirurgical).....	W	6-0

1906 - No varsity team

1907

Horace Butterworth

4-0-2 Overall

1907 (4-0-2)

Schuylkill Navy.....	W	21-5
PA Military College.....	W	17-6
Girard College.....	W	14-0
Saint Joseph's.....	T	5-5
Loyola.....	W	13-12
Philadelphia Pharmacy.....	T	12-12

1908

Dr. Frank W. White

3-2-1 Overall

1908 (3-2-1)

PA Military College.....	L	0-22
La Salle.....	T	12-12
Philadelphia Pharmacy.....	W	6-5
Girard College.....	W	25-12
Loyola.....	W	12-10
Villanova.....	L	0-12

By this time, the University's athletic programs had grown out of their Physical Education Department beginnings. The Owls were administered by Earl Yeomans, Graduate Manager of Athletics, who had replaced James R. Clovis in that position in the mid-1920s. Yeomans would oversee the athletic programs at Temple until 1952. College By this time, the University's athletic programs had grown out of their Physical Education Department beginnings. The Owls were administered by Earl Yeomans, Graduate Manager of Athletics, who had replaced James R. Clovis in that position in the mid-1920s. Yeomans would oversee the athletic programs at Temple until 1952. College football continued to grow by leaps and bounds despite the Depression.

The 1930s saw the establishment of several bowl games and the first Associated Press national poll to determine the best teams in the country. The Temple football program continued to grow as well, making a huge national splash with the hiring of college coaching legend Glenn S. Warner.

The Pop Warner Years

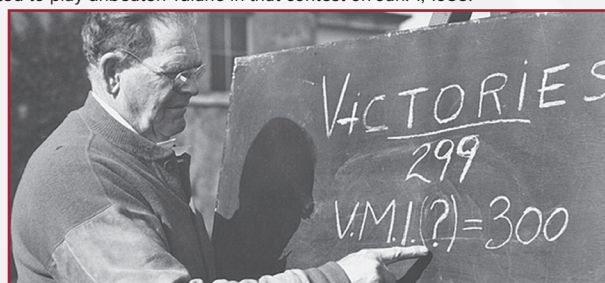
"Pop" Warner was one of football's great innovators. He pioneered the use of several offensive formations (the single wing, the double wing, the unbalanced line) while building powerful programs at Pittsburgh and Stanford. After carrying his legend from the East Coast to the West Coast, Warner was lured away from Stanford by Temple in December 1932.

"The Old Fox"—another one of Warner's many nicknames—had a successful 1933 debut at Owl Stadium against South Carolina, a dangerous opponent from the south. Edward Zukas had an 80-yard punt return for a touchdown in the first quarter to send the Owls on their way to a 26-6 triumph.

Another round of Hall of Famers took their place under Warner's guidance, most notably Pete Stevens, Dave Smukler, Stan Grayson and Chet Messervey. Stevens joined the team in 1933 and was named team captain in 1934. Smukler was a game-breaking running back who made an immediate impact on the team in 1934.

The Owls won their first two games that season against Virginia Tech (34-0) and Texas A&M (40-6). After a 6-6 tie against Indiana, Warner's squad won five straight against tough competition that included West Virginia, Holy Cross and Carnegie Tech. Temple finished the run with a 22-0 rout of Villanova, and then played Bucknell to a scoreless tie in the regular season finale.

The 1934 backfield quartet of Smukler, quarterback Glenn Frey and running backs Danny Testa and Wilfred H. Longsdorff was one of the best in the nation. Their exploits (and the team's 7-0-2 record) drew the attention of the Mid-Winter Sports Association of New Orleans, which was busy planning the first Sugar Bowl. Warner's Owls were invited to play unbeaten Tulane in that contest on Jan. 1, 1935.





ALL-TIME RESULTS/HISTORY



1909-13

William J. Schatz

13-13-3 Overall

1909 (0-4-1)

Lebanon Valley	L	0-45
PA Military College.....	L	0-12
Muhlenberg	L	0-24
Philadelphia Pharmacy	L	0-18
Schuylkill.....	T	0-0

1910 (3-3)

Ursinus	L	0-53
PA Military College.....	L	6-18
Saint Joseph's.....	W	9-6
Girard College.....	W	21-13
Philadelphia Osteopathy.....	W	22-6
Wenonah Military.....	L	6-27

1911 (6-1)

Philadelphia Osteopathy.....	W	21-6
La Salle	W	25-0
PA Military College.....	L	0-30
New York Aggies.....	W	18-12
Pratt Institute	W	6-0
Philadelphia Navy Yard.....	W	13-6
West Chester.....	W	7-0

1912 (3-2)

PA Military College.....	L	0-28
New York Aggies.....	W	7-6
Philadelphia Normal	W	18-0
Pratt Institute	L	7-13
La Salle	W	6-0

1913 (1-3-2)

PA Military College.....	L	0-18
Delaware	L	0-28
Albright	T	0-0
Camden Business College.....	W	12-0
Saint Joseph's.....	T	13-13
La Salle	L	6-22

1914-16

William Nicholai

9-5-3 Overall

1914 (3-3)

Philadelphia Normal	W	24-12
La Salle	W	6-0
Bloomsburg	W	13-6
Saint Joseph's.....	L	7-14
Albright	L	12-28
Delaware	L	7-20

1915 (3-1-1)

Schuylkill.....	L	0-21
Philadelphia Navy Yard.....	W	6-0
La Salle	W	13-12
Philadelphia Normal	T	0-0
Saint Joseph's.....	W	13-7

1916 (3-1-2)

La Salle	T	0-0
Millersville	T	0-0
Bryn Athyn	L	0-7
Coatesville	W	20-7
Philadelphia Normal	W	35-0
Philadelphia Navy Yard.....	W	6-0

1917

Elwood Geiges

0-6-1 Overall

1917 (0-6-1)

PA Military College.....	L	forfeit
Franklin & Marshall	L	forfeit
Albright	L	forfeit
Moravian.....	L	forfeit
Susquehanna	L	forfeit
Lebanon Valley	L	forfeit
Temple Prep	T	6-6

1918-1921

No varsity team due to World War I

1922-23

Francois M. D'Eliscu

1-9-1 Overall

1922 (1-4-1)

East Stroudsburg.....	W	14-0
Trenton.....	T	0-0
New York Aggies.....	L	0-40
Millersville	L	0-31
Gallaudet.....	L	6-31
Saint Joseph's.....	L	6-20

1923 (0-5)

Haverford	L	0-3
Juniata.....	L	6-14
Ursinus.....	L	0-52
Susquehanna	L	7-25
Drexel	L	0-7

1924

Albert Barron

1-4 Overall

1924 (1-4)

O 4	at East Stroudsburg.....	L	6-40
O 18	at St. Thomas (Scranton)	L	0-19
N 1	at Wyoming Sem.	L	0-34
N 8	at West Chester.....	L	3-13
N 22	Drexel	W	6-0

1925-32

Henry J. Miller

50-15-8 Overall



1925 (5-2-2)

O 2	Upsala	W	19-0
O 10	at Schuylkill (R).....	W	3-0
O 17	at St. John's (Md.)	W	18-0
O 24	at PA Military College.....	L	0-13
O 31	Lebanon Valley	T	0-0
N 7	at George Washington.....	T	0-0
N 14	Saint Joseph's.....	W	32-0
N 21	at Susquehanna.....	W	26-10
N 25	at Schuylkill.....	L	6-16

Smukler was a one-man show in the first half of the Sugar Bowl, tossing a touchdown pass to Danny Testa and running the ball in for another score. He also converted both extra points to give the Owls a 14-0 lead. Tulane responded to the second touchdown with a huge play from its star, Claude "Monk" Simons, who took a lateral on the ensuing kickoff and raced 85 yards for a touchdown. The Green Wave knotted the score at 14-14 in the third quarter and it seemed for a while that the game would end in a tie. With less than three minutes remaining, though, Tulane scored on a pass that had been deflected by a Temple defender. The Owls blocked the extra point and mounted one last offensive drive, but they could not put the ball in the end zone. They lost, 20-14.

Warner guided the Temple program for the next four years against the nation's toughest competition. The Owls beat tough southern schools Texas A&M and Vanderbilt in 1935 and began a series of games against Michigan State. The 1938 squad played three teams that finished the season in the nation's Top 10 (Pittsburgh, Holy Cross and eventual national champion, Texas Christian).

Temple was a heavy underdog in what would turn out to be Warner's finale, a contest at Florida on Dec. 3, 1938. Florida was coached by Josh Cody, who was just a couple years away from beginning a 15-year career at Temple. Playing in 80-degree heat, the Owls upset the Gators, 20-12, thanks in large part to a 102-yard kickoff return by Jimmy Powers. After missing the entire 1939 season due to injury, Powers returned the opening kickoff against Michigan State 105 yards for a touchdown in 1940. The returns remain the two longest plays in Temple football history.

The Post-Warner Years

Warner's top assistant, Fred H. Swan, took over as head coach in 1939. His tenure may

have been doomed from the start. The Owls lost his debut game against Georgetown, 3-2, on a field goal with 25 seconds to go. The field goal had been preceded by a controversial pass interference penalty against the Owls.

The following season, Temple hired Ray Morrison as head coach. Morrison had gained fame as an All-American player at Vanderbilt and head coach at Southern Methodist University. One of Morrison's top assistants was Josh Cody. The new coach promised a wide-open offensive attack that he had developed in the south.

The high-scoring offense was on display in the first game of the 1940 season, a 64-7 victory over Muhlenberg. The Owls jumped to a 45-0 halftime lead in the contest and never looked back. Running back "Handy" Andy Tomasic had a 73-yard touchdown run. Tomasic, nicknamed "The Hokendauqua Hurricane" for his hometown near Allentown, Pa., was one of several Temple Hall of Famers that maintained the program's level of national success in the 1940s.

Tackles Chuck Drulis and Bucko Kilroy were All-East selections and Kilroy was Temple's first Honorable Mention All-American. Running back Phil Slosburg was an All-East pick and was chosen to play in the Blue-Gray All-Star Game. Other stars for the Cherry and White included Mike Jarmoluk, Joe Nejman and John Rogers.

The Owls fielded particularly strong teams in 1941 and 1945. The team got off to a 6-1 start in 1941, beating rivals Penn State, Bucknell and Villanova. That marks the only time in school history that all three foes were beaten in the same season. Hopes for a bowl bid were dashed though, with a 46-0 loss at Michigan State in the next-to-last game of the season. The following week, the Owls were heavy underdogs on a trip to Eastern power Holy Cross. They responded with a 31-13 upset victory to finish the season at 7-2.

ALL-TIME RESULTS/HISTORY

1926 (5-3)

S 25	at Ursinus.....	W	12-0
O 9	Lebanon Valley.....	W	13-3
O 16	Susquehanna.....	W	14-0
O 23	Schuylkill.....	W	12-0
O 30	Albright.....	L	0-19
N 6	at Muhlenberg.....	L	12-29
N 11	Quantic Marines(MS).....	L	12-42
N 20	Washington College.....	W	13-0

1927 (7-1)

O 1	Blue Ridge.....	W	110-0
O 8	Juniata.....	W	58-0
O 15	at Dartmouth.....	L	7-47
O 22	Gallaudet.....	W	62-0
O 29	at Brown.....	W	7-0
N 5	Albright.....	W	13-0
N 12	Washington College.....	W	75-0
N 19	Bucknell (FF).....	W	19-13

1928 (7-1-2)

(All home games at Temple Stadium unless otherwise noted.)

S 29	St. Thomas.....	W	12-0
O 6	Gallaudet.....	W	39-0
O 13	Western Maryland.....	W	7-0
O 20	Albright.....	W	32-0
O 27	Providence.....	W	41-0
N 3	at Schuylkill.....	L	7-10
N 10	Villanova (FF).....	T	0-0
N 17	Geneva.....	W	6-0
N 24	Washington College.....	W	73-6
N 29	Bucknell.....	T	7-7

1929 (6-3-1)

S 28	Thiel.....	W	25-0
O 5	St. Thomas.....	W	20-0
O 12	St. Bonaventure.....	W	28-0
O 19	Western Maryland.....	L	0-23
O 26	Washington & Jefferson.....	T	0-0
N 2	Bucknell.....	L	0-13
N 9	Gallaudet.....	W	31-0
N 16	Lafayette.....	W	13-0
N 23	Drake.....	W	16-14
N 30	Villanova.....	L	0-15

1930 (7-3)

S 26	Thiel.....	W	13-6
O 3	St. Thomas.....	W	28-2
O 10	Bucknell.....	W	7-6
O 18	Washington & Jefferson.....	W	20-7
O 25	Villanova (MS).....	L	7-8
N 1	Wake Forest.....	W	36-0
N 8	Miami (FL) (AC).....	W	34-0
N 15	Lafayette.....	W	46-0
N 22	Carnegie Tech (FF).....	L	13-32
N 29	Drake.....	L	20-49

1931 (8-1-1)

S 25	Mt. St. Mary's.....	W	33-0
O 2	Albright.....	W	19-7
O 10	Penn State.....	W	12-0
O 16	Bucknell.....	T	0-0
O 23	Haskell Institute.....	W	6-0
O 30	Washington & Jefferson.....	W	6-3
N 7	Villanova.....	W	13-7
N 14	Carnegie Tech.....	L	13-19
N 21	at Denver.....	W	18-0
N 28	at Missouri (KC).....	W	38-6

1932 (5-1-2)

S 30	Thiel.....	W	31-0
O 7	West Virginia.....	W	14-13
O 14	Bucknell.....	W	12-0
O 21	Denver.....	W	14-0
O 28	Carnegie Tech.....	T	7-7
N 4	Haskell Institute.....	T	14-14
N 12	Penn State.....	W	13-12
N 19	Villanova.....	L	0-7

1933-38

Glenn "Pop" Warner

31-18-9 Overall



1933 (5-3)

S 29	South Carolina.....	W	26-6
O 7	at Carnegie Tech.....	L	0-25
O 13	Haskell Institute.....	W	31-0
O 20	West Virginia.....	W	13-7
O 28	at Bucknell.....	L	7-20
N 4	Drake.....	W	20-14
N 18	Washington & Jefferson.....	W	13-0
N 25	Villanova.....	L	0-24

1934 (7-1-2)

S 29	Virginia Tech.....	W	34-0
O 5	Texas A&M.....	W	40-6
O 13	Indiana.....	T	6-6
O 19	West Virginia.....	W	28-13
O 27	at Marquette.....	W	28-6
N 3	(14) Holy Cross.....	W	14-0
N 10	Carnegie Tech.....	W	34-6
N 24	Villanova.....	W	22-0
N 29	Bucknell.....	T	0-0

1935 Sugar Bowl

J 1	Tulane.....	L	14-20
-----	-------------	---	-------

1935 (7-3)

S 20	Saint Joseph's.....	W	51-0
S 27	Centre.....	W	25-13
O 5	at Texas A&M.....	W	14-0
O 11	Vanderbilt.....	W	6-3
O 19	at Carnegie Tech.....	W	13-0
O 26	at West Virginia.....	W	19-6
N 2	Michigan State.....	L	7-12
N 16	Marquette.....	W	26-6
N 23	Villanova.....	L	14-21
N 28	Bucknell.....	L	6-7

1936 (6-3-2)

S 18	Saint Joseph's.....	W	18-0
S 25	Centre.....	W	50-7
O 2	Mississippi.....	W	12-7
O 12	at Boston College.....	W	14-0
O 16	Carnegie Tech.....	L	0-7
O 31	Holy Cross.....	W	3-0
N 7	at Michigan State.....	T	7-7
N 14	Villanova.....	W	6-0
N 21	Iowa.....	L	0-25
N 26	Bucknell.....	T	0-0
D 5	at Saint Mary's.....	L	7-13

1937 (3-2-4)

S 24	VMI.....	W	18-7
O 1	Mississippi.....	T	0-0
O 8	Florida.....	W	7-6
O 12	at Boston College.....	T	0-0
O 22	Carnegie Tech.....	W	7-0
O 30	at Holy Cross.....	T	0-0
N 6	Michigan State.....	L	6-13
N 13	at Bucknell.....	T	0-0
N 20	Villanova.....	L	0-33

The 1945 campaign held similar promise as Temple defeated Eastern powers Syracuse (7-6) and Pittsburgh (6-0) on the way to a 6-0 start. The Owls were among the favorites to receive an Orange Bowl bid until suffering a 27-0 loss at Penn State. History repeated itself with a visit to heavily favored Holy Cross the following week. Holy Cross was undefeated at the time and had become the Orange Bowl favorite. Temple pulled off one of the greatest upsets in school history, winning 14-6 thanks to touchdown runs by quarterback Jack Burns and running back Gene Zawolski. Holy Cross received the Orange Bowl bid anyway, though the Owls received strong consideration for the Cotton Bowl—partially thanks to Morrison's ties with SMU. Temple's 7-1 squad of 1945 ranks as one of its best ever.

Morrison coached the Owls through 1948, and was followed by Albert P. Kawal. The new coach's first team featured a hard-nosed running back who nearly became the first 1,000-yard rusher in school history. Temple Hall of Famer, Bill Bernardo, gained 994 yards on the ground in 1949, a school record that stood until 1973. The roster also included Hall of Famer Gavin White, who would later enjoy a successful coaching career and would serve as Temple's director of athletics in the 1980s.

Cody replaced Yeomans as Temple's athletic director in 1952, as the University was entering the first few years of an "administrative de-emphasis" of intercollegiate athletics. By the mid-1950s, the Owls were no longer playing a national schedule, replacing the likes of Michigan State and West Virginia with Lafayette and Gettysburg. Bucknell remained a yearly foe, though Villanova had been dropped from the schedule in 1944.

Kawal coached the Owls through 1954, and then Cody took over for the 1955 campaign. The Owls went 0-8 that season, their first winless mark since 1923, and Cody hired 1934 team captain Pete Stevens to coach the team in 1956. Stevens remains the

only former Temple player to have coached the team in the modern era.

Temple went 3-5 in 1956 and opened the 1957 season with two losses. The Owls then beat Lafayette, 13-12, at Temple Stadium. They would not win another game for nearly three years. The Owls lost their final four games of the 1957 campaign and finished 0-8 in 1958 and 0-9 in 1959. The 21-game losing streak is the longest in school history.

Ernie Casale took over as Temple's athletic director in 1959. Years later, he recalled a 12-8 loss that season against Drexel that attracted just 200 fans on a rainy Halloween night in Philadelphia. The Owls had just 24 players in uniform for their 1959 season finale at Gettysburg.

The following year brought a new head coach, George Makris, to North Broad Street. Makris had established a fine coaching reputation at Bolling Air Force Base in Washington, D.C. The 21-game losing streak came to an end in the 1960 season opener against Kings Point.

The Owls trailed 13-0 in the first half of the contest, but then started their comeback, eventually taking an 18-13 lead on Charlie Lotson's 86-yard interception return for a touchdown. Lotson later recovered a fumble that set up the game-clinching touchdown. Running back Ernie Wayland scored two touchdowns as the Cherry and White posted a 26-13 victory. Many of the 10,000 fans in attendance stormed the field and tore down the goalposts in celebration.



ALL-TIME RESULTS/HISTORY



1938 (3-6-1)

S 23	Albright.....	W	6-0
O 1	Pittsburgh.....	L	6-28
O 7	Texas Christian.....	L	6-28
O 14	Bucknell.....	W	26-0
O 21	Boston College.....	T	26-26
O 28	Georgetown.....	L	0-13
N 5	at Holy Cross.....	L	0-33
N 12	Villanova.....	L	7-20
N 19	at Michigan State.....	L	0-10
D 3	at Florida.....	W	20-12

1939

Fred H. Swan

2-7 Overall



1939 (2-7)

S 29	Georgetown.....	L	2-3
O 7	Carnegie Tech.....	L	0-6
O 14	Texas Christian.....	W	13-11
O 21	at Boston College.....	L	0-19
O 27	Bucknell.....	W	16-0
N 4	Pittsburgh.....	L	7-13
N 11	at Holy Cross.....	L	0-14
N 18	Villanova.....	L	6-12
N 25	at Michigan State.....	L	7-18

1940-48

Ray Morrison

31-38-9 Overall



1940 (4-4-1)

S 27	Muhlenberg.....	W	64-7
O 4	Georgetown.....	L	0-14
O 12	at Boston College.....	L	20-33
O 18	Michigan State.....	W	21-19
O 26	Penn State.....	L	0-18
N 2	at Bucknell.....	W	10-7
N 9	Villanova.....	W	28-0
N 16	at Holy Cross.....	T	6-6
N 23	at Oklahoma.....	L	6-9

1941 (7-2)

S 26	Kansas.....	W	31-9
O 3	VMI.....	W	28-13
O 10	Georgetown.....	W	17-7
O 18	Penn State.....	W	14-0
O 24	Bucknell.....	W	41-14
N 1	at Boston College.....	L	0-31
N 8	Villanova.....	W	14-13
N 15	at Michigan State.....	L	0-46
N 22	at Holy Cross.....	W	31-13

1942 (2-5-3)

S 25	Georgetown.....	L	0-7
O 2	VMI.....	W	7-6
O 9	Bucknell.....	T	7-7
O 16	at SMU.....	T	6-6
O 23	N.C. Pre-Flight.....	L	0-34
O 31	Michigan State.....	T	7-7
N 7	at Boston College.....	L	0-28
N 14	Holy Cross.....	L	0-13
N 21	Oklahoma.....	W	14-7
N 28	Villanova.....	L	7-20

1943 (2-6)

S 24	VMI.....	W	27-0
O 1	Swarthmore.....	W	13-6
O 9	at Army.....	L	0-51
O 15	Ursinus.....	L	6-10
O 22	Bucknell.....	L	6-7
N 6	at Holy Cross.....	L	6-42
N 13	at Penn State.....	L	0-13
N 20	Villanova.....	L	7-34

1944 (2-4-2)

S 29	Swarthmore.....	W	34-12
O 6	Holy Cross.....	L	0-30
O 14	at NYU.....	W	25-0
O 20	Syracuse.....	T	7-7
O 27	Bucknell.....	T	7-7
N 4	at West Virginia.....	L	0-6
N 11	Penn State.....	L	6-7
N 18	at Tennessee.....	L	14-27

1945 (7-1)

S 28	Syracuse.....	W	7-6
O 5	NYU.....	W	59-0
O 12	Bucknell.....	W	64-0
O 19	West Virginia.....	W	28-12
O 27	at Pittsburgh.....	W	6-0
N 3	Lafayette.....	W	20-0
N 10	at Penn State.....	L	0-27
N 17	at Holy Cross.....	W	14-6

1946 (2-4-2)

S 27	SMU.....	T	7-7
O 4	Georgia.....	L	7-35
O 12	at Pittsburgh.....	T	0-0
O 18	West Virginia.....	W	6-0
N 2	at Syracuse.....	L	7-28
N 9	at Penn State.....	L	0-26
N 16	Bucknell.....	W	27-6
N 23	Holy Cross.....	L	7-12

1947 (3-6)

S 26	NYU.....	W	32-7
O 4	at Holy Cross.....	L	13-19
O 11	at Syracuse.....	L	12-28
O 17	Muhlenberg.....	W	7-6
O 25	at Bucknell.....	W	21-0
N 1	Oklahoma A&M.....	L	0-26
N 8	Penn State.....	L	0-7
N 15	at Michigan State.....	L	6-14
N 22	at West Virginia.....	L	0-21

1948 (2-6-1)

S 24	Lebanon Valley.....	T	7-7
O 2	West Virginia (HS).....	L	7-27
O 9	at Rutgers.....	L	20-34
O 15	Boston University.....	L	7-13
O 23	at Oklahoma A&M.....	L	7-41
O 29	Bucknell.....	W	20-0
N 6	Syracuse.....	W	20-0
N 13	at Penn State.....	L	0-47
N 20	Holy Cross.....	L	7-13

(HS) - Hershey Stadium

Middle Atlantic Conference

Temple continued to re-establish itself in the 1960s, playing in the University Division of the Middle Atlantic States Conference. The other losing streak that had to be brought to an end was a long skid against conference rival Bucknell. While the Owls dominated the series from 1938 to 1949, compiling a record of 9-1-2 during that stretch, they had not beaten the Bison since 1953. The losing streak had reached eight by 1962.

The game was up for grabs that year. Bucknell took a 7-0 lead, but the Owls responded with a one-yard touchdown run by running back Bill Cosby (who would eventually gain greater fame). The Owls then jumped ahead, 14-7, on a 38-yard interception return for a touchdown by Joe Morelli. Late in the contest, Bucknell went ahead again, 15-14, scoring a TD and converting a two-point play. The Owls came back with a drive to the Bucknell one-yard line, but fumbled the ball away. Temple got one last chance on offense and advanced the ball deep into Bucknell territory. With 15 seconds left, the Owls lined up for a game-winning field goal attempt. It missed, and the Bison kept possession of "The Old Shoe."

Things got significantly better for the Cherry and White though, as the team posted a 5-3-1 mark in 1963, the school's first winning record since 1951. The Owls finished second in the league standings in 1964 and challenged for the Middle Atlantic title in 1965 and 1966. The 1966 campaign also brought "The Old Shoe" back to North Broad Street.

That season's battle with Bucknell was a blowout from the beginning. Temple held a 20-0 lead at the end of the first quarter, and it was 41-7 by halftime. Late in the first half, sophomore quarterback John Waller was substituted in place of starter Tom DeFelice. Waller connected with wide receiver Jim Callahan for a couple of touchdowns, and

then a couple more. Entering the fourth quarter, the Owls held a 75-14 lead and Waller had thrown five touchdowns, four of them to Callahan. One more Waller-to-Callahan TD pass set the school's single-game record for touchdown passes and receptions. The Owls won, 82-28, posting the second-highest point total in school history.

"The Old Shoe" stayed in Philadelphia the next season as the Owls beat Bucknell and every other Middle Atlantic Conference foe to win the 1967 league title. Another school record was broken against the Bison, this time as running back Mike Busch carried the ball a record 38 times for a record 176 yards in a 13-8 victory that clinched a tie for the league title. DeFelice guided the squad to a 45-27 victory over Gettysburg the following week to clinch the crown outright. Temple received strong consideration for the Tangerine Bowl that year but was not selected.

Records continued to fall in 1968, especially passing records, as Waller-to-Callahan became one of the most dangerous pass-and-catch duos in the country. Waller set school marks with 35 completions, 62 attempts and 440 yards passing in a 50-40 loss to Buffalo. He finished the year as the first 2,000-yard passer in Temple history and set just about every other single-season and career passing record for the Owls. Callahan's total of 14 TD receptions in 1968 went unmatched until 2008 [by Bruce Francis]. Amazingly, Callahan's first 10 receptions were all for TDs.

The Owls left the Middle Atlantic Conference after the 1969 season so they could return to playing a full Division I-A schedule. Makris was replaced by Wayne Hardin, a well-known coach who had six successful seasons at Navy. Hardin's Midshipmen had beaten Army in five of their six meetings. His tenure on North Broad Street did not have such an auspicious beginning.

1949-54

Albert P. Kawal

24-28-3 Overall



1949 (5-4)

S 24	Texas.....	L	0-54
O 1	Rutgers.....	W	14-7
O 7	at Syracuse.....	W	27-14
O 14	Bucknell.....	W	20-19
O 21	Rhode Island.....	W	47-6
O 29	at Michigan State.....	L	14-62
N 5	at Boston University.....	L	7-28
N 19	at Holy Cross.....	W	20-7
N 28	Penn State.....	L	7-28

1950 (4-4-1)

S 22	Albright.....	W	32-6
S 29	Syracuse.....	W	7-6
O 14	at Rutgers.....	L	20-26
O 21	Wayne State.....	W	26-0
O 28	at Penn State.....	T	7-7
N 4	Delaware.....	W	39-0
N 11	Bucknell.....	L	0-35
N 18	Fordham.....	L	21-26
N 25	at Holy Cross.....	L	21-26

1951 (6-4)

S 21	at Syracuse.....	L	0-19
S 29	at Brown.....	W	20-14
O 6	Rutgers.....	W	14-7
O 12	Albright.....	W	47-6
O 20	at Delaware.....	W	13-7
O 26	Boston University.....	W	20-13
N 3	at Bucknell.....	L	7-28
N 10	NYU.....	W	34-6
N 17	Fordham.....	L	6-35
N 24	at Holy Cross.....	L	7-41

1952 (2-7-1)

S 20	at Penn State.....	L	13-20
S 26	Albright.....	W	21-0
O 3	Syracuse.....	L	0-27
O 10	Bucknell.....	L	12-19
O 18	at Indiana.....	L	0-33
O 25	NYU.....	W	34-7
N 1	at Rutgers.....	L	28-40
N 6	at Boston University.....	T	14-14
N 15	Fordham.....	L	6-33
N 22	Holy Cross.....	L	0-28

1953 (4-4-1)

S 18	Albright.....	W	34-0
S 26	at Syracuse.....	L	0-42
O 3	Bowling Green.....	W	27-0
O 17	at Bucknell.....	W	27-21
O 24	Scranton.....	W	33-7
O 31	Bainbridge.....	T	7-7
N 7	at Yale.....	L	6-32
N 14	at Fordham.....	L	0-28
N 21	Boston University.....	L	0-20


1954 (3-5)

O 2	Boston College.....	L	9-12
O 9	at Delaware.....	L	13-51
O 16	Bucknell.....	L	0-27
O 23	at Brown.....	W	19-14
O 30	at Rutgers.....	L	0-25
N 6	Brandeis.....	W	27-0
N 13	at Scranton.....	W	20-0
N 20	Boston University.....	L	7-19

1955

Josh Cody

0-8 Overall



1955 (0-8)

S 24	at Holy Cross.....	L	7-42
O 1	Scranton.....	L	6-20
O 15	at Bucknell.....	L	0-38
O 22	at Carnegie Tech.....	L	16-18
O 29	at Lehigh.....	L	14-27
N 5	Muhlenberg.....	L	6-7
N 12	Delaware.....	L	0-46
N 19	at Boston University.....	L	0-25

1956-59

Peter P. Stevens

4-28-0 Overall



1956 (3-5)

S 29	at Lafayette.....	L	0-20
O 6	at Muhlenberg.....	W	19-14
O 13	Scranton.....	W	28-20
O 20	Carnegie Tech.....	W	27-12
O 27	Bucknell.....	L	6-12
N 3	Lehigh.....	L	0-21
N 10	Gettysburg.....	L	7-13
N 17	at Delaware.....	L	7-14

1957 (1-6)

O 5	at Bucknell.....	L	6-19
O 12	at Hofstra.....	L	7-13
O 19	Lafayette.....	W	13-12
O 26	Scranton.....	—	ccd
N 2	Muhlenberg.....	L	16-40
N 9	at Delaware.....	L	7-71
N 16	at Gettysburg.....	L	7-42
N 23	Buffalo.....	L	6-13

1958 (0-8)

O 4	Delaware.....	L	14-35
O 11	at Muhlenberg.....	L	18-21
O 18	at Lafayette.....	L	0-35
O 25	at Scranton.....	L	0-6
N 1	at Buffalo.....	L	6-54
N 8	Bucknell.....	L	6-44
N 15	Gettysburg.....	L	6-22
N 22	Hofstra.....	L	6-34

1959 (0-9)

S 26	Buffalo.....	L	14-28
O 3	Scranton.....	L	12-26
O 10	Muhlenberg.....	L	13-14
O 17	Lafayette.....	L	20-52
O 24	Hofstra.....	L	0-15
O 31	at Drexel.....	L	8-12
N 7	at Delaware.....	L	0-62
N 14	at Bucknell.....	L	6-26
N 21	at Gettysburg.....	L	0-35

The Hardin Years

The opponent was Akron in the 1970 season opener. The Zips scored on their first three possessions and never looked back in a 21-0 victory over the Owls. Hardin's team bounced back the following week and beat Bucknell, 10-3, in the last meeting between the two schools. Temple now had possession of "The Old Shoe" trophy for good. The winning ways continued through the 1970 campaign, though the Owls lost their season finale against Villanova, 31-26. It was the first meeting between the two teams since 1943, and it was closely contested from start to finish. Temple-Villanova was the closing game of the regular season every year from 1970 to 1980.

The Owls compiled a record of 18-9-1 during Hardin's first three years as head coach and rolled on from there. Temple beat Villanova, 12-10, in the 1972 season finale. Temple Hall of Fame kicker Nick Mike-Mayer booted two field goals and the game-clinching touchdown was set up on a fumble recovery by Bob Bernardo, the son of Temple Hall of Famer Bill Bernardo. Wide receiver Clint Graves set a school record in 1972 with 63 receptions, and he set the single-game mark with 15 catches against Rhode Island.

Hardin's first few teams featured several other stars, including quarterback Doug Shobert, an Honorable Mention All-American in 1971; tight end Randy Grossman, a Third Team All-American in 1972; and offensive guard Bill Singletary, a First Team All-American in 1972. Singletary is the only football player in Temple history to have his number (64) retired.

The Owls re-established themselves as one of the dominant programs in the East in 1973, finishing the season at 9-1 to set a school record for wins. The team won its final eight games of the season, including a 34-0 shutout of Villanova in which the defense forced 10 turnovers. Hardin's veer offense was almost impossible to stop, as the team

surpassed the 30-point mark in eight of 10 games. The backfield tandem of Tom Sloan and Henry Hynoski keyed a powerful rushing attack, and the passing game was left in the capable hands of Steve Joachim. Sloan became the first 1,000-yard rusher in school history, finishing the year with 1,036 yards. Hynoski surpassed the 1,000-yard mark in 1974.

The Temple offense was just as tough to stop that season, and the defense was downright stingy. The Owls won their first six games of 1974, running their win streak to 14 games. It was the longest streak in the nation and it still stands as the longest in school history. In a nine-game stretch that spanned two seasons, Temple outscored its opponents, 361-58. The 14th victim of Hardin's Owls was Delaware, which battled hard before losing a 21-17 contest at Veterans Stadium. That marked Temple's first game at the South Philadelphia venue. The win streak was snapped the following week by Cincinnati, 22-20. The Owls finished the season with a record of 8-2, winning their finale against Villanova, 17-7, in another game played at The Vet.

The awards came piling in after the season. Joachim received numerous All-American honors, running back Henry Hynoski and offensive guard Pat Staub were All-East choices, and defensive tackle Joe Klecko was an Honorable Mention All-American. The accolades culminated in Joachim being selected the Maxwell Award winner as National Player of the Year.

The 1975 season opener provided another milestone for the Owls, as the team faced Penn State for the first time since 1952. Running back Bob Harris shocked the Nittany Lions by breaking through the middle for a 76-yard touchdown on the first play from scrimmage. The up-and-back contest tilted toward the Owls in the fourth quarter when Anthony Anderson ran for a touchdown that gave Temple a 23-18 lead. But Penn State would score the last touchdown after a long punt return and win the game, 26-25.

ALL-TIME RESULTS/HISTORY

1960-69

George Makris

45-44-4 Overall



1960 (2-7, 0-5 MAC)

S 24	King's Point.....	W	26-13
O 1	Buffalo.....	L	12-21
O 8 *	at Muhlenberg.....	L	14-17
O 15 *	at Lafayette.....	L	7-9
O 22	at Hofstra.....	L	4-6
O 29	Drexel.....	W	30-8
N 5 *	Delaware.....	L	12-26
N 12 *	at Bucknell.....	L	0-23
N 19 *	Gettysburg.....	L	8-14

1961 (2-5-2, 1-2-2 MAC)

S 23	at King's Point.....	L	0-12
S 30 *	Bucknell.....	L	7-8
O 7 *	Muhlenberg.....	W	36-12
O 14 *	Lafayette.....	T	12-12
O 21	at Buffalo.....	L	3-30
O 28	Hofstra.....	W	14-12
N 4 *	at Delaware.....	L	0-28
N 11 *	at Gettysburg.....	T	0-0
N 18	Toledo.....	L	14-15

1962 (3-6, 2-3 MAC)

S 22	King's Point.....	W	14-3
S 29 *	Bucknell.....	L	14-15
O 6 *	at Muhlenberg.....	W	38-7
O 13 *	at Lafayette.....	W	21-0
O 20	Buffalo.....	L	13-16
O 27	at Hofstra.....	L	10-19
N 3 *	Delaware.....	L	8-20
N 10	at Toledo.....	L	0-13
N 17 *	Gettysburg.....	L	15-22

1963 (5-3-1, 1-2 MAC)

S 21	Ithaca.....	W	30-21
S 28	at Kings Point.....	T	20-20
O 5	UConn.....	W	9-7
O 12	Muhlenberg.....	W	29-0
O 19 *	Lafayette.....	W	31-0
O 26	Hofstra.....	W	46-14
N 2 *	at Bucknell.....	L	3-14
N 9 *	at Delaware.....	L	23-32
N 16	at Susquehanna.....	L	18-22
N 22 *	Gettysburg #.....	—	ccd

game canceled due to assassination of President Kennedy

1964 (7-2, 4-1 MAC)

S 26	King's Point.....	W	34-9
O 3	Southern Connecticut.....	W	22-6
O 10	at Boston University.....	W	44-13
O 17 *	at Lafayette.....	W	38-18
O 24	at UConn.....	L	7-25
O 31 *	Bucknell.....	L	28-31
N 7 *	at Delaware.....	W	21-0
N 14 *	Gettysburg.....	W	32-20
N 21 *	Hofstra.....	W	21-6

1965 (5-5, 3-2 MAC)

S 18	George Washington.....	L	13-21
S 25	at King's Point.....	L	21-27
O 2	Boston University.....	L	7-14
O 9 *	at Bucknell.....	L	14-40
O 16 *	Lafayette.....	W	27-12
O 23	at UConn.....	W	12-11
O 30 *	Delaware.....	W	31-22
N 6	Rhode Island.....	W	28-0
N 13 *	Gettysburg.....	W	22-21
N 20 *	Hofstra.....	L	28-42

1966 (6-3, 2-2 MAC)

S 24	at King's Point.....	W	48-8
O 1	Boston University.....	W	9-6
O 8 *	Bucknell.....	W	82-28
O 15 *	at Hofstra.....	W	18-7
O 22	UConn.....	W	35-25
O 29 *	Delaware.....	L	14-20
N 5	at Rhode Island.....	W	21-19
N 12 *	at Gettysburg.....	L	19-21
N 19	Bowling Green.....	L	20-62

1967 (7-2, 4-0 MAC Champions)

S 23	at King's Point.....	W	18-12
S 30	Boston University.....	W	22-16
O 7	at Buffalo.....	L	14-44
O 14 *	Hofstra.....	W	35-23
O 21	at Dayton.....	L	6-56
O 28 *	at Delaware.....	W	26-17
N 4 *	at Bucknell.....	W	13-8
N 11 *	Gettysburg.....	W	45-27
N 18	Akron.....	W	22-21

1968 (4-6, 2-2 MAC)

S 21	Rhode Island.....	W	28-0
S 28	at Wayne State.....	W	26-6
O 5	at Boston University.....	L	0-7
O 12 *	Bucknell.....	L	26-29
O 19 *	at Hofstra.....	W	20-12
O 26 *	Delaware.....	L	27-50
N 2	Buffalo.....	L	40-50
N 9 *	at Gettysburg.....	W	30-11
N 16	Northeastern.....	L	26-41
N 23	Dayton.....	L	17-35

1969 (4-5-1, 1-2-1 MAC)

S 20	at Rhode Island.....	W	47-3
S 27	William & Mary.....	L	6-7
O 4	Wayne State.....	W	34-0
O 11 *	at Bucknell.....	T	7-7
O 18 *	Hofstra.....	W	34-7
O 25 *	at Delaware.....	L	0-33
N 1	at Buffalo.....	L	0-33
N 8 *	Gettysburg.....	L	14-16
N 15	at Northeastern.....	W	35-17
N 22	Boston University.....	L	3-21

* - Conference games
() - CFP/AP rankings
HC - Homecoming

The teams played another one-point game the following year at Veterans Stadium. Beginning in 1976, The Vet became the new home of the Temple football team. Early in the season, the stadium hosted the first meeting between Temple and Grambling, which was coached by the legendary Eddie Robinson. The Owls won the contest, 31-30. That score was reversed when Penn State returned to town in October. Temple scored on the last play of the game to make the score 31-30, and Hardin opted for a two-point conversion attempt to beat the Nittany Lions. The conversion attempt failed.

Klecko ranked as the top tackler in school history following the 1976 season. Another group of stars then arrived on campus that would eventually produce the most successful season in school history. Temple Hall of Famers Anthony Anderson and Steve Watson built that success in 1977 and 1978. The Owls wrapped up both years with a trip to Japan to play in the Mirage Bowl. Tokyo's Korakeun Stadium hosted Temple-Grambling in 1977 and Temple-Boston College in 1978. Running back Zachary Dixon set a single-season school rushing record in the BC game. He finished the year with 1,153 yards on the ground, and the Owls finished with a record of 7-3-1.

The 1979 Season

The 1979 campaign opened with three straight victories before Hardin's squad lost to Pittsburgh, 10-9. The Owls bounced back to rout Rutgers and Syracuse on the way to five straight wins. The 8-1 start had the Owls thinking about a postseason bowl bid in November. A loss to Penn State was followed by a 42-10 rout of Villanova, giving the team a record of 9-2 and securing a berth in the Garden State Bowl. Temple's offense was led by quarterback Brian Broomell, and his top receiving target was Gerald "Sweet Feet" Lucear, who set several records that year. The defense featured record-setting linebacker Steve Conjar, who had 163 tackles that season and surpassed that mark with 174 stops in 1980.

The Garden State Bowl opponent was California and the matchup painted Temple as the defender of Eastern football. The Owls jumped on the Golden Bears for three touchdowns in the first quarter, with running back Kevin Duckett scoring a pair of touchdowns. California chipped away at the 21-0 lead in the second quarter, scoring a pair of touchdowns to make it 21-14 at the half. A field goal early in the fourth quarter cut the lead to 21-17. Broomell then led the Owls on a 14-play, 78-yard drive that culminated with a five-yard TD pass to Lucear. Significant credit for Temple's offensive success went to running back Mark Bright, who totaled 112 yards rushing on 19 carries. The Owls won the game, 28-17, and Bright was voted the game's Most Valuable Player. Temple's 10-2 finish to the 1979 season marks the highest single-season win total in school history.

Hardin coached the Owls through the 1982 season, compiling 80 wins in his 13 seasons on North Broad Street. He had the most wins and the longest tenure of any Temple football coach. Bruce Arians took over as head coach in 1983. Arians had been tutored by Alabama coaching legend Paul "Bear" Bryant.



1970-82

Wayne Hardin

80-52-3 Overall



1970 (7-3)

S 12	Akron.....	L	0-21
S 19	at Bucknell.....	W	10-3
S 26	at Holy Cross.....	W	23-13
O 3	at Boston University.....	W	10-7
O 10	UConn.....	W	41-23
O 17	at Xavier.....	W	28-15
O 31	Delaware.....	L	13-15
N 7	Rhode Island.....	W	18-15
N 14	Buffalo.....	W	21-8
N 26	Villanova.....	L	26-31

1971 (6-2-1)

S 18	Boston College.....	L	3-17
O 2	Boston University.....	W	34-10
O 9	at UConn.....	W	38-0
O 16	Xavier.....	W	38-0
O 23	at West Virginia.....	L	33-43
O 30	at Delaware.....	W	32-27
N 6	at Rhode Island.....	W	40-13
N 13	William & Mary.....	W	17-13
N 20	Villanova.....	T	13-13

1972 (5-4)

S 9	at Syracuse.....	L	10-17
S 16	at Xavier.....	W	16-12
S 23	at Boston College.....	L	27-49
S 30	Holy Cross.....	W	15-7
O 14	West Virginia.....	W	39-36
O 20	at Boston University.....	L	14-17
O 28	Delaware.....	L	9-28
N 11	Rhode Island.....	W	22-0
N 18	at Villanova.....	W	12-10

1973 (9-1)

S 8	Xavier.....	W	49-7
S 15	at Boston College.....	L	0-45
S 22	Akron.....	W	47-33
S 29	at Holy Cross.....	W	63-34
O 6	Cincinnati.....	W	16-15
O 20	Boston University.....	W	35-15
O 27	at Delaware.....	W	31-8
N 10	Rhode Island.....	W	43-0
N 17	at Drake.....	W	35-10
N 24	at Villanova.....	W	34-0

1974 (8-2)

S 14	at Rhode Island.....	W	38-7
S 28	at Boston College.....	W	34-7
O 5	Marshall.....	W	31-10
O 12	Southern Illinois.....	W	59-16
O 19	Holy Cross.....	W	56-0
O 26	Delaware (V).....	W	21-17
N 2	at Cincinnati.....	L	20-22
N 9	at (19) Pittsburgh.....	L	24-35
N 16	at West Virginia.....	W	35-21
N 23	at Villanova (V).....	W	17-7

(V) - Veterans Stadium

1975 (6-5)

S 6	(6) Penn State (FF).....	L	25-26
S 13	at West Virginia.....	L	7-50
S 20	Boston College.....	L	9-27
O 4	Cincinnati.....	W	21-17
O 11	Pittsburgh.....	L	6-55
O 18	at Akron.....	L	23-24
O 25	at Delaware.....	W	45-0
N 1	at Dayton.....	W	23-10
N 8	Rhode Island.....	W	45-6
N 22	Drake.....	W	44-7
N 27	at Villanova (V).....	W	41-3

(FF) - Franklin Field

(V) - Veterans Stadium

1976 (4-6)

(All home games at Veterans Stadium unless noted.)

S 11	at Akron.....	W	23-13
S 18	Grambling.....	W	31-30
S 25	at (3) Pittsburgh.....	L	7-21
O 2	Delaware (FF).....	L	16-18
O 9	West Virginia (FF).....	L	0-42
O 23	at Syracuse.....	L	16-24
O 30	Penn State.....	L	30-31
N 6	at Drake.....	W	31-7
N 13	Dayton.....	W	35-6
N 20	Villanova.....	L	7-24

(FF) - Franklin Field

* - Conference games

() - CFP/AP rankings

HC - Homecoming

1977 (5-5-1)

S 10	Southern Illinois (FF).....	L	20-24
S 17	Drake.....	W	42-0
S 24	Pittsburgh.....	L	0-76
O 1	at Delaware.....	W	6-3
O 8	at West Virginia.....	L	16-38
O 22	SW Louisiana.....	W	27-20
O 29	at Cincinnati.....	T	17-17
N 5	Rutgers.....	W	24-14
N 12	at (9) Penn State.....	L	7-44
N 19	at Villanova.....	W	38-15

1977 Mirage Bowl (Tokyo, Japan)

D 11	Grambling.....	L	32-35
------	----------------	---	-------

(FF) - Franklin Field

1978 (7-3-1)

S 1	(3) Penn State.....	L	7-10
S 16	at Drake.....	W	36-29
S 23	at (11) Pittsburgh.....	L	12-20
S 30	Delaware.....	W	38-7
O 7	at William & Mary.....	T	22-22
O 14	Cincinnati.....	W	16-13
O 21	West Virginia.....	W	28-27
N 4	at Akron.....	W	56-21
N 11	at Rutgers.....	L	10-13
N 25	Villanova.....	W	27-17

1978 Mirage Bowl (Tokyo, Japan)

D 10	Boston College.....	W	28-24
------	---------------------	---	-------

1979 (10-2)

S 8	at West Virginia.....	W	38-16
S 15	Drake (FF).....	W	43-21
S 22	at Delaware.....	W	31-14
S 29	Pittsburgh.....	L	9-10
O 6	at Rutgers.....	W	41-20
O 13	Syracuse.....	W	49-17
O 20	Cincinnati.....	W	35-14
N 3	at Hawaii.....	W	34-31
N 10	Akron.....	W	42-6
N 17	at Penn State.....	L	7-22
N 24	at Villanova.....	W	42-10

1979 Garden State Bowl

D 15	California.....	W	28-17
------	-----------------	---	-------

The 1980s and Bruce Arians

The Owls produced some notable wins and notable players in the 1980s. They beat Pittsburgh three times in a four-year span, including one year (1987) in which the Panthers were invited to a bowl game. They also scored victories against bowl-bound squads West Virginia (1984) and Virginia Tech (1986).

Arians also coached Paul Palmer, the most prolific running back in school history. Palmer broke onto the national scene with a 206-yard rushing effort against Penn State in his junior year and continued to break records throughout the season. He holds virtually every Temple rushing record, including those for career rushing yards (4,895), 100-yard rushing games (21) and rushing touchdowns (39).

Palmer couldn't have set all those records without a solid group of teammates. Temple players who earned All-American mention during the 1980s included fellow running back Todd McNair, wide receiver Willie Marshall, tight end Mike Hinnant, defensive back Todd Bowles, linebacker Loranzo Square and offensive linemen Kevin Jones and John Rienstra, who garnered First Team All-America honors in 1985.

The Big East

Jerry Berndt followed Arians as head coach, taking over in 1989. The Owls struggled to a 1-10 finish that season, but then recorded the biggest turnaround in college football and went 7-4 in 1990. Berndt's squad received consideration for the Independence Bowl while putting together the school's best record since the Garden State Bowl season. The following year, Temple helped found the Big East Football Conference, putting the Owls in league competition for the second time in school history.

Ron Dickerson followed Berndt as head coach in 1993. At the time he was hired, Dickerson was the only African-American head football coach of a Division I-A school. Dickerson coached two of the leading tacklers-linebackers Lance Johnstone and Alshermond Singleton, along with the most prolific passer in school history. Henry Burris set more than a dozen records between 1993 and 1996, including a single-game-best 445 yards passing against Pittsburgh in 1996, and he holds nearly every single-season and career passing mark.

On December 23, 1997, Temple University named Bobby Wallace its 23rd head football coach. The Mississippi native arrived on North Broad Street as the winningest coach in NCAA Division II playoff history after capturing three consecutive national titles at the University of North Alabama from 1993-95. In his first season, Wallace assembled a staff collectively holding 18 national championship rings and persevered through an injury-plagued season with 25 first-year players in the lineup en route to a 2-9 finish.

One of those victories occurred on October 17, 1998, and is arguably one of the greatest upsets in college football history. Before a homecoming crowd the 0-6 Owls traveled to No. 10/14 Virginia Tech to take on the Hokies' top ranked defense. Substituting for 12 defensive players who exited the game due to injury and with 20 first-year players on the field, Temple overcame a 17-0 deficit en route to a 28-24 win. The victory marked the Owls' first-ever Big East road win and first triumph over a ranked opponent in 11 years. Two games later the Owls proved the win was not an aberration. Trailing 20-0 at Pittsburgh, Temple ground out a 34-33 victory to ensure the program's largest comeback win in the modern era.



ALL-TIME RESULTS/HISTORY



1980 (4-7)

S 13	Rutgers (FF).....	L	3-21
S 20	Delaware	L	7-28
S 27	at (6) Pittsburgh	L	2-36
O 4	Boston University.....	W	53-6
O 11	at Syracuse	L	7-31
O 18	Akron	W	16-7
O 25	at Cincinnati.....	W	23-7
N 1	at Louisville	W	17-12
N 8	West Virginia	L	28-41
N 15	(9) Penn State.....	L	7-50
N 22	at Villanova	L	7-23
(FF) - Franklin Field			

1981 (5-5)

S 5	William & Mary (FF)	W	42-0
S 12	Syracuse	W	31-19
S 19	at Delaware	L	7-13
O 3	at (2) Penn State.....	L	0-30
O 10	Colgate (FF)	W	31-0
O 17	at Rutgers.....	W	24-12
O 24	at Cincinnati.....	W	24-13
O 31	at (5) Georgia.....	L	3-49
N 7	at West Virginia.....	L	19-24
N 21	(1) Pittsburgh	L	0-35
(FF) - Franklin Field			

1982 (4-7)

S 4	at (8) Penn State.....	L	14-31
S 11	at Syracuse	W	23-18
S 18	Delaware (FF).....	W	22-0
S 25	Rutgers	L	7-10
O 2	at (18) Boston College.....	L	7-17
O 9	at Louisville	W	55-14
O 16	at (2) Pittsburgh	L	17-38
O 30	Cincinnati.....	W	41-7
N 6	(17) West Virginia	L	17-20
N 13	at Colgate.....	L	17-24
N 20	ECU.....	L	10-23

1983-88

Bruce Ariens

21-45 Overall



1983 (4-7)

S 2	Syracuse (FF).....	W	17-6
S 10	at Pittsburgh	L	0-35
S 24	Penn State.....	L	18-23
O 1	Boston College (FF).....	L	15-18
O 8	at Cincinnati.....	L	16-31
O 15	ECU (FF).....	L	11-24
O 22	at Delaware	W	23-16
O 28	at (6) Georgia.....	L	14-31
N 5	at (17) West Virginia.....	L	9-27
N 12	Louisville.....	W	24-7
N 19	at Rutgers	W	24-23
(FF) - Franklin Field			

1984 (6-5)

S 8	at ECU	W	17-0
S 15	at Rutgers	L	9-10
S 22	Pittsburgh	W	13-12
S 29	at (9) Florida State.....	L	27-44
O 6	at William & Mary.....	W	28-14
O 13	at (4) Boston College.....	L	10-24
O 20	Delaware	L	19-34
O 27	Virginia Tech.....	L	7-9
N 3	Cincinnati.....	W	42-10
N 17	West Virginia	W	19-17
N 30	Toledo (AC).....	W	35-6
(AC) Atlantic City Convention Hall			

1985 (4-7)

S 7	at Boston College	L	25-28
S 14	at (11) Penn State.....	L	25-27
S 21	(13) Brigham Young.....	L	24-26
S 28	at ECU.....	W	21-7
O 5	at Cincinnati.....	W	28-16
O 12	Rutgers.....	W	14-13
O 19	William & Mary	W	45-16
O 26	at Syracuse	L	14-29
N 2	at Delaware	L	10-17
N 9	Pittsburgh	L	17-21
N 16	at West Virginia.....	L	10-23

1986 (0-11) %

S 6	at (6) Penn State	L	15-45
S 13	at Western Michigan	%W	49-17
S 20	Florida A&M	%W	38-17
S 27	at Brigham Young.....	L	17-27
O 4	at Pittsburgh	%W	19-13
O 11	ECU	%W	45-28
O 18	at Virginia Tech (N)	%W	29-13
O 25	Syracuse.....	L	24-27
N 8	Boston College	L	29-38
N 15	at (11) Alabama.....	L	14-24
N 22	at Rutgers	%W	29-22

% Temple forfeited due to use of ineligible player
(N) - Norfolk, VA

1987 (3-8)

S 5	at Toledo.....	W	13-12
S 12	at Boston College	L	7-28
S 19	at (16) Pittsburgh	W	24-21
S 24	Akron.....	W	23-3
O 3	at (14) Penn State.....	L	13-27
O 10	Tulsa.....	L	17-24
O 17	at (14) Florida	L	3-34
O 31	at Army.....	L	7-17
N 7	at ECU	L	26-31
N 14	Houston	%L	7-37
N 21	Rutgers.....	L	14-17

% Houston forfeited due to use of ineligible player

1988 (4-7)

S 3	at Syracuse	L	21-31
S 10	(14) Alabama	L	0-37
S 17	at Navy.....	W	12-7
O 1	Penn State.....	L	9-45
O 15	at Pittsburgh	L	7-42
O 22	at California.....	L	14-31
O 29	at Rutgers.....	W	35-30
N 5	ECU.....	L	17-34
N 12	at Akron	W	37-17
N 19	at Tulsa.....	L	10-15
N 26	Boston College	W	45-28

* - Conference games
() - CFP/AP rankings
HC - Homecoming

With a new, pass-oriented offense, the 1999 team posted a 2-9 record and finished tied for sixth in the Big East. The Owls struggled early with a schedule that allowed only two home dates in the first seven games and ranked 13th in difficulty. A come-from-behind, 17-14, homecoming win against then undefeated Boston College and a 56-28 offensive explosion over Rutgers were the highlights. Devin Scott completed 36 of 45 passes versus Rutgers to set both school and Big East records for completions in a game. Defensively, true freshman Dan Klecko earned All-America honors from various publications while linebackers Taylor Suman and LeVar Talley ranked second and fifth, respectively, in the conference in tackles.

The 2000 season began with much anticipation. With its new state-of-the-art practice facility under construction, Temple began the campaign with a 3-1 mark, its best start in 10 years. For the first time in a long time, the Owls had something to play for in November. Unfortunately, Temple lost many tight contests and could muster only one conference victory. Although the goal of a bowl game was not reached, the Owls finished with a 4-7 mark, the program's best since 1990. Sophomore running back Tanardo Sharps became the first Owl since 1987 to rush for over 1,000 yards, accumulating 1,038.

In 2001, Temple battled through a tough schedule en route to its second straight 4-7 record and a 2-5 Big East mark to finish in sixth place. All seven of the Owls' losses were to teams that ended their respective seasons bowl eligible, with a combined .750 (63-21) winning percentage. The strength of the 2001 squad was on defense, where Temple limited opponents to 312.64 yards per game to finish 19th nationally in total defense. The Owls concluded the season with two consecutive wins, including a 17-14 win in Morgantown, W.V., to break a 10-game drought against the Mountaineers. Juniors Dan Klecko and Sean Dillard earned first and second team All-Big East honors, respectively. Klecko was a unanimous choice, becoming Temple's first unanimous

All-Big East honoree since the school joined the league as a charter member in 1991.

The 2002 Temple football team was composed entirely of players recruited during Wallace's tenure at Temple University. The Owls concluded the campaign with a 4-8 record, including a 2-5 mark in Big East play to finish tied for sixth place. Seven of Temple's eight losses were against opponents that concluded their respective seasons by playing in bowl games.

Once again, the defense paved the way, leading the Big East and placing 15th nationally in run defense, allowing just 108.3 yards on the ground per game. Temple also made its mark in total defense, placing 18th among all Division I programs by allowing just 315.67 yards per contest. Defensive tackle Dan Klecko was a major cog in TU's defensive machine and capped his senior campaign by being named the Big East Conference Defensive Player of the Year and an AP Second Team All-American.

Tanardo Sharps gained 1,267 yards on the ground to conclude his career ranked second to Paul Palmer in virtually every Temple rushing category while Sean Dillard exited Owl Country as the team's all-time reception leader.

Despite one victory, there were many positives to the 2003 campaign under Wallace. First and foremost was the University's agreement with the Philadelphia Eagles for Temple to play its home games at Lincoln Financial Field. It marked the first time since 1991 the Owls played all their home games at the same site. Temple's first five games at the venue drew an average 24,147 fans, a 21 percent increase from the prior season's average.



ALL-TIME RESULTS/HISTORY



1989-92

Jerry Berndt

11-33 Overall



1989 (1-10)

S 2	at Western Michigan.....	L	24-31
S 9	(14) Syracuse.....	L	3-43
S 16	at Penn State.....	L	3-42
S 23	at Virginia Tech.....	L	0-23
S 30	at (14) Houston.....	L	7-65
O 7	(8) Pittsburgh [HC].....	L	3-27
O 14	at Boston College.....	L	14-35
O 28	Northern Illinois.....	L	17-20
N 4	at Georgia.....	L	10-37
N 11	at ECU.....	L	24-31
N 18	Rutgers.....	W	36-33

1990 (7-4)

S 1	at Wyoming.....	L	23-38
S 8	at Syracuse.....	L	9-19
S 15	Austin Peay.....	W	28-0
S 22	at Wisconsin.....	W	24-18
O 6	at Penn State.....	L	10-48
O 20	Virginia Tech.....	W	31-28
O 27	ECU [HC].....	W	30-27
N 3	at (11) Tennessee.....	L	20-41
N 10	at Pittsburgh.....	W	28-18
N 17	Rutgers.....	W	29-22
N 24	at Boston College.....	W	29-10

1991 (2-9, 0-5 Big East)

S 7	at (20) Alabama.....	L	3-41
S 14	* at (24) Pittsburgh.....	L	7-26
S 21	at (8) Clemson.....	L	7-37
S 28	Howard.....	W	40-0
O 5	(12) Penn State.....	L	7-24
O 12	* at West Virginia.....	L	9-10
O 19	Navy [HC].....	W	21-14
N 2	* at (18) Syracuse.....	L	6-27
N 9	* Boston College.....	L	13-33
N 16	* at Rutgers.....	L	0-41
N 23	Akron.....	L	32-37

1992 (1-10, 0-6 Big East)


S 5	Boston Univ. (HS).....	W	35-0
S 12	at (10) Penn State.....	L	8-49
S 19	* Virginia Tech.....	L	7-26
S 26	at Kansas State.....	L	14-35
O 3	at Washington State.....	L	10-51
O 17	* Pittsburgh [HC].....	L	20-27
O 24	* (12) Syracuse.....	L	7-38
O 31	* at (11) Boston College.....	L	6-45
N 7	at Akron.....	L	15-29
N 14	* at (1) Miami (FL).....	L	0-48
N 21	* Rutgers.....	L	10-35

(HS) - Hershey Stadium

1993-97

Ron Dickerson

8-47 Overall



1993 (1-10, 0-7 Big East)

S 9	at Eastern Michigan.....	W	31-28
S 18	(21) California.....	L	0-58
S 25	* at Boston College.....	L	14-66
O 2	* at Rutgers.....	L	0-62
O 9	Army [HC].....	L	21-56
O 16	* at (25) Virginia Tech.....	L	7-55
O 23	Akron.....	L	7-31
O 30	* at (4) Miami (FL).....	L	7-42
N 6	* at Syracuse.....	L	3-52
N 13	* (9) West Virginia.....	L	7-49
N 20	* Pittsburgh.....	L	18-28

1994 (2-9, 0-7 Big East)

S 3	at Akron.....	W	32-7
S 17	ECU.....	L	14-31
S 24	at Army.....	W	23-20
O 1	(4) Penn State (FF).....	L	21-48
O 8	* at (20) Virginia Tech.....	L	12-41
O 15	* at (24) Boston College.....	L	28-45
O 22	* (16) Syracuse [HC].....	L	42-49
O 29	* at Pittsburgh.....	L	19-45
N 5	* at Rutgers.....	L	21-38
N 12	* West Virginia.....	L	17-55
N 19	* (5) Miami (FL).....	L	14-38

(FF) - Franklin Field

1995 (1-10, 1-6 Big East)

S 2	at Kansas State.....	L	7-34
S 9	* at West Virginia.....	L	13-24
S 16	at (7) Penn State.....	L	14-66
S 30	Bowling Green.....	L	31-37
O 7	* at Syracuse.....	L	14-31
O 14	* Pittsburgh [HC].....	W	29-27
O 21	at ECU.....	L	22-32
O 28	* at Miami (FL).....	L	12-36
N 4	* Boston College.....	L	9-10
N 11	* (21) Virginia Tech (RFK).....	L	16-38
N 18	* Rutgers.....	L	20-23

(FF) - Franklin Field

(RFK) - RFK Stadium, Washington, DC

1996 (1-10, 0-7 Big East)

A 31	at Eastern Michigan.....	W	28-24
S 7	Washington State (FF).....	L	34-38
S 14	at Bowling Green.....	L	16-20
S 21	(5) Penn State (GS).....	L	0-41
O 5	* at Pittsburgh.....	L	52-53
O 12	* at Virginia Tech.....	L	0-38
O 19	* (15) West Virginia [HC].....	L	10-30
O 26	* at Rutgers.....	L	17-28
N 2	* (22) Miami (FL).....	L	26-57
N 16	* at Boston College.....	L	20-21
N 23	* (16) Syracuse.....	L	15-36

(FF) - Franklin Field

(GS) - Giants Stadium

1997 (3-8, 3-4 Big East)

A 28	at Western Michigan.....	L	14-34
S 6	* Boston College.....	W	28-21
S 13	at (1) Penn State.....	L	10-52
S 20	* (18) Virginia Tech [HC].....	L	13-23
S 27	Maryland (FF).....	L	21-24
O 4	* Pittsburgh.....	W	17-13
O 18	* at Syracuse.....	L	7-60
O 25	* at Miami (FL).....	L	15-47
N 1	* Rutgers.....	W	49-7
N 8	at Navy.....	L	17-49
N 15	* at West Virginia.....	L	21-41

(FF) - Franklin Field

* - Conference games
() - CFP/AP rankings
HC - Homecoming

After battling through a school-record three overtime defeats in the early season, the Owls concluded the year with three, hard-fought losses to nationally-ranked opponents. Highlighting the final trio of games was the performance of sophomore quarterback Walter Washington, who averaged 315 yards of total offense and was responsible for eight touchdowns.

Along the way, Washington tied the school record for rushing scores with four at West Virginia and also set the Big East mark for total plays with 69 against the Mountaineers. He also became the first Temple signal caller to rush for over 100 yards in a game, eclipsing the mark versus Virginia Tech and at WVU.

Among the postseason honors to come to North Broad Street was a Second Team All-America citation for sophomore linebacker Rian Wallace from CollegeFootballNews.com. The Pottstown, Pa., native had the sixth-best single-season tackle output in Temple history, posting 148 tackles (97 solo) while also registering 19.5 TFLs.

Wallace was also a Second Team All-Big East honoree and was joined by senior wide receiver Zamir Cobb, who was a first team selection. Cobb, the Owls' all-time reception leader with 165 career catches, set the school's single-season reception mark with 74 catches for 866 yards and five TDs in 2003.

Temple concluded its 2004 campaign with a 2-9 mark, including a 1-5 league record in its final season as a member of the Big East Conference. Final NCAA rankings rated the Owls' schedule the 16th toughest in major football (60-43, .583). Six of 11 opponents were nationally-ranked at some point during the season and 10 were at least in the "receiving votes" category. Eight opponents concluded their 2004 campaigns by playing in bowl games.

Despite a multitude of adversity, Temple gave its fans reason to cheer. Many of those cheers were in response to performances turned-in by QB Walter Washington. The junior was the top scorer among Division I-A QBs with an 8.36 scoring average and led the nation in rushing TDs by a signal-caller during the regular season with 15, setting the Big East record for a QB and tying the Temple mark for total scores in a season.

Washington led the Big East with a 281.5 total yards-per-game average (3,096 total), to become Temple's first 3,000-yard player. He set a Big East and Temple record for yards rushing by a QB in a season with 889 net yards (1,104 total) and was responsible for the Owls' final 16 TDs, while accounting for 25 of 29 (86%) overall. Washington led the Big East and ranked 11th nationally in total offense (281.5), 22nd in point responsibility (13.82) and 21st in scoring. He set the Big East and Temple record for total plays with 554.

Washington, the Big East 2004 Player of the Year by CollegeFootballNews.com, was named to the All-Big East Second Team in a vote by the league's head coaches. He was joined on the all-conference squad by fellow juniors Rian "Goo" Wallace and Mike Mendenhall, who earned first and second team honors, respectively. After the season, Washington and Wallace both decided to forgo their senior seasons and enter the 2005 NFL Draft.

A Difficult Independence

Temple faced the 11th most difficult schedule in Division I-A in 2005, according to the NCAA statistical rankings, and was winless for the first time since 1959 (0-9) with a 0-11 record. It marked the final season at the helm for head coach Bobby Wallace, who concluded his eight-year Temple tenure with a 19-71 overall mark. The Owls played as a I-A independent.

ALL-TIME RESULTS/HISTORY

1998-2005

Bobby Wallace

19-71 Overall



1998 (2-9, 2-5 Big East)

S 5	at Toledo.....	L	12-24
S 12	Akron (FF).....	L	28-35
S 19 *	at Boston College.....	L	7-31
S 26	at Maryland.....	L	20-30
O 3	William & Mary.....	L	38-45
O 10 *	(16) West Virginia [HC].....	L	7-37
O 17 *	at (14) Virginia Tech.....	W	28-24
O 31 *	at Rutgers.....	L	10-21
N 7 *	at Pittsburgh.....	W	34-33
N 14 *	(24) Miami (FL).....	L	7-42
N 21 *	(24) Syracuse.....	L	7-38
(FF) - Franklin Field			

1999 (2-9, 2-5 Big East)

S 5	Maryland (FF).....	L	0-6
S 11	at (17) Kansas State.....	L	0-40
S 18	at Akron.....	L	15-25
S 25	at (21) Marshall.....	L	0-34
O 2 *	at Pittsburgh.....	L	24-55
O 9 *	Boston College [HC].....	W	24-14
O 23 *	at West Virginia.....	L	17-20
O 30 *	Rutgers.....	W	56-28
N 6 *	at Syracuse.....	L	10-27
N 20 *	(2) Virginia Tech.....	L	7-62
D 4 *	at (23) Miami (FL).....	L	0-55
(FF) - Franklin Field			

2000 (4-7, 1-6 Big East)

S 2	at Navy.....	W	17-6
S 9	at Maryland.....	L	10-17
S 16	Bowling Green (FF).....	W	31-14
S 23	Eastern Michigan (FF).....	W	49-40
S 28 *	West Virginia (FF).....	L	24-29
O 7 *	at Virginia Tech.....	L	13-35
O 14 *	at Rutgers.....	W	48-14
O 21 *	(4) Miami (FL) [HC].....	L	17-45
N 4 *	at Boston College.....	L	3-31
N 11 *	Syracuse.....	L	12-31
N 18 *	Pittsburgh.....	L	0-7
(FF) - Franklin Field			

2001 (4-7, 2-5 Big East)

A 30	Navy (FF).....	W	45-26
S 8	Toledo (FF).....	L	7-33
S 22	at Bowling Green.....	L	23-42
O 6 *	at Boston College.....	L	10-33
O 13 *	Rutgers [HC].....	W	30-5
O 20 *	at Syracuse.....	L	3-45
O 27 *	Pittsburgh.....	L	7-33
N 3 *	at (1) Miami (FL).....	L	0-38
N 10 *	Virginia Tech.....	L	0-35
N 17 *	at West Virginia.....	W	17-14
N 24	UConn (FF).....	W	56-7
(FF) - Franklin Field			

2002 (4-8, 2-5 Big East)

A 29	Richmond (FF).....	W	34-7
S 5	Oregon State (FF).....	L	3-35
S 14 *	(1) Miami (FL) (FF).....	L	21-44
S 21	at South Carolina.....	L	21-42
S 28	Cincinnati (FF).....	L	22-35
O 12 *	Syracuse [HC].....	W	17-16
O 19	at UConn.....	W	38-24
O 26 *	at (3) Virginia Tech.....	L	10-20
N 2 *	West Virginia.....	L	20-46
N 9 *	at Pittsburgh.....	L	22-29
N 16 *	at Rutgers.....	W	20-17
N 23 *	Boston College.....	L	14-36
(FF) - Franklin Field			

2003 (1-11, 0-7 Big East)

(All home games at Lincoln Financial Field unless otherwise noted)

A 30	at Penn State.....	L	10-23
S 6	Villanova.....	L (2ot)	20-23
S 20	at Cincinnati.....	L (3ot)	24-30
S 27	at Louisville.....	L	12-21
O 4	at Middle Tennessee State.....	W	44-36
O 11 *	Boston College [HC].....	L	13-38
O 18 *	at (2) Miami (FL).....	L	14-52
O 25 *	Rutgers.....	L	14-30
N 8 *	at Syracuse.....	L	17-41
N 15 *	(12) Virginia Tech.....	L (ot)	23-24
N 22 *	(21) Pittsburgh.....	L	16-30
N 29 *	at (24) West Virginia.....	L	28-45

* - Conference games
() - CFP/AP rankings
HC - Homecoming

2004 (2-9, 1-5 Big East)

S 4	(16) Virginia.....	L	14-44
S 11	at (21) Maryland.....	L	22-45
S 18	Florida A&M.....	W	38-7
S 25	at Toledo.....	L	17-45
O 2	Bowling Green.....	L	16-70
O 9 *	Pittsburgh [HC].....	L	22-27
O 16 *	at Rutgers.....	L	6-16
O 23 *	at UConn.....	L	31-45
N 6 *	at (12) West Virginia.....	L	21-42
N 13 *	Syracuse.....	W	34-24
N 20 *	(19) Boston College.....	L	17-34

2005 (0-11)

S 1	at (20) Arizona State.....	L	16-63
S 10	at Wisconsin.....	L	0-65
S 17	Toledo.....	L	17-42
S 24	Western Michigan.....	L	16-19
O 1	at Bowling Green.....	L	7-70
O 8	Maryland.....	L	7-38
O 15	(7) Miami (FL) [HC].....	L	3-34
O 22	at Clemson.....	L	7-37
O 29	Miami (OH).....	L	14-41
N 5	at Virginia.....	L	3-51
N 19	at Navy.....	L	17-38

2006-10

Al Golden

27-34 Overall



2006 (1-11)

A 31	at Buffalo.....	L	(ot) 3-9
S 9	(13) Louisville.....	L	0-62
S 16	at Minnesota.....	L	0-62
S 23	at Western Michigan.....	L	7-41
S 30	at Vanderbilt.....	L	14-43
O 7	Kent State.....	L	17-28
O 12	(12) Clemson (BA).....	L	9-63
O 21	at Northern Illinois.....	L	21-43
O 28	Bowling Green [HC].....	W	28-14
N 4	Central Michigan.....	L	26-42
N 11	at Penn State.....	L	0-47
N 18	at Navy.....	L	6-42
(BA) - Bank of America Stadium, Charlotte, NC			

Prior to the start of the season, the Owls' schedule was recognized for its degree of difficulty on a national scale in the pages of Sports Illustrated. A four-page spread penned by Franz Lidz deemed the docket as "arguably the most brutal in the country." Unfortunately for the Cherry & White faithful, the proclamation held true. The combined record of Temple's 11 opponents was 83-46 and seven played in postseason bowls, with six earning victories. Ten opponents concluded their regular season bowl eligible. The only Temple foe to post a losing record was ACC member Maryland at 5-6.

The Golden Years

Temple named Al Golden the 24th head coach in the history of the program on December 6, 2005. A Colts Neck, N.J., native and Penn State gridiron alumnus, Golden arrived on North Broad Street after having spent the previous five seasons as defensive coordinator at Virginia. At age 37, he entered his first season on the Cherry & White sideline as the fourth-youngest head coach in Division I-A football.

The 2006 season was difficult but beneficial. The team played the most true freshmen in the nation, with 22 taking the field. In total, 39 players saw their first major college football action, including 27 freshmen overall. These rookies did so against an ambitious schedule that ranked as the third toughest in the nation, with eight foes earning bowl invitations.

The first win of the Golden Era happened on Saturday, October 28 against Bowling Green at Lincoln Financial Field. The 28-14 victory earned Temple runner-up for Tostitos Fiesta Bowl National Team of the Week honors behind Oregon State. The Owls snapped a 20-game game losing streak with a gutsy performance highlighted by a multitude of big plays.

The Mid-American Conference

In his second season in 2007, Golden once again played the nation's most freshmen while guiding the Owls to four wins on the season, all in conference play, during their inaugural season of Mid-American Conference play. Temple won four games, the most wins since the 2002 season and equal to the wins from the prior four seasons combined. The four league wins were the most for Temple in 40 years. The Owls finished the 2007 campaign at 4-8 overall and 4-4 in MAC play.

Led by All-MAC honorees Andre Neblett and Dominique Harris, the Temple defense ranked atop the MAC in five statistical categories, including total defense, and finished ranked No. 1 nationally in red zone defense.

In 2008, Golden led the Owls to their most wins in nearly two decades, finishing at 5-7 overall and 4-4 in the MAC to tie for second in the East Division. Temple out-scored its opponents for the season for the first time since 1990 and was so close to eight wins, falling in three games on the very last play.

The Owls led the nation in kickoff returns as a team, and senior All-MAC KOR Travis Shelton was the national leader individually.

ALL-TIME RESULTS/HISTORY

2007 (4-8, 4-4 MAC)

A 31	Navy.....	L	19-30
S 8 *	Buffalo.....	L	7-42
S 15	at UConn.....	L	17-22
S 22 *	at Bowling Green.....	L	35-48
S 29	at Army.....	L	21-37
O 6 *	Northern Illinois [HC].....	W	16-15
O 13 *	at Akron.....	W	24-20
O 20 *	Miami (OH).....	W	24-17
N 2 *	at Ohio.....	L	7-23
N 10	(25) Penn State.....	L	0-31
N 17 *	Kent State.....	W	24-14
N 24 *	at Western Michigan.....	L	3-16

2008 (5-7, 4-4 MAC)

A 29	at Army.....	W	35-7
S 6	UConn.....	L	(ot) 9-12
S 13 *	at Buffalo.....	L	28-30
S 20	at (16) Penn State.....	L	3-45
S 27 *	Western Michigan [HC].....	L	3-7
O 4 *	at Miami (OH).....	W	28-10
O 10 *	at Central Michigan.....	L	14-24
O 21 *	Ohio.....	W	14-10
N 1	at Navy.....	L	(ot) 27-33
N 12 *	at Kent State.....	L	38-41
N 22 *	Eastern Michigan.....	W	55-52
N 28 *	Akron.....	W	27-6

2009 (9-4, 7-1 MAC Co-East Champions)

S 3	Villanova.....	L	24-27
S 19	at (5) Penn State.....	L	6-31
S 26 *	Buffalo.....	W	37-13
O 3 *	at Eastern Michigan.....	W	24-12
O 10 *	Ball State.....	W	24-19
O 17	Army [HC].....	W	27-13
O 24 *	at Toledo.....	W	40-24
O 31	at Navy.....	W	27-24
N 5 *	Miami (OH).....	W	34-32
N 13 *	at Akron.....	W	56-17
N 21 *	Kent State.....	W	47-13
N 27 *	at Ohio.....	L	17-35

2009 EagleBank Bowl

D 29	UCLA.....	L	21-30
------	-----------	---	-------

2010 (8-4, 5-3 MAC)

S 3	Villanova.....	W	31-24
S 9 *	Central Michigan.....	W	(ot) 13-10
S 18	UConn.....	W	30-16
S 25	at (23) Penn State.....	L	13-22
O 2	at Army.....	W	42-35
O 9 *	at Northern Illinois.....	L	17-31
O 16 *	Bowling Green [HC].....	W	28-27
O 23 *	at Buffalo.....	W	42-0
O 30 *	Akron.....	W	30-0
N 6 *	at Kent State.....	W	28-10
N 16 *	Ohio.....	L	23-31
N 23 *	at Miami (OH).....	L	3-23

2011-12

Steve Addazio

13-11 Overall



2011 (9-4, 5-3 MAC)

S 1	Villanova.....	W	42-7
S 10 *	at Akron.....	W	41-3
S 17	Penn State.....	L	10-14
S 24	at Maryland.....	W	38-7
O 1 *	Toledo.....	L	13-36
O 8 *	at Ball State.....	W	42-0
O 15 *	Buffalo [HC].....	W	34-0
O 22 *	at Bowling Green.....	L	10-13
N 2 *	at Ohio.....	L	31-35
N 9 *	Miami (OH).....	W	24-21
N 19	Army.....	W	42-14
N 25 *	Kent State.....	W	34-16

2011 Gildan New Mexico Bowl

D 17	Wyoming.....	W	37-15
------	--------------	---	-------

2012 (4-7, 2-5 Big East)

A 31	Villanova.....	W	41-10
S 8	Maryland.....	L	27-36
S 22	at Penn State.....	L	13-24
O 6 *	USF [HC].....	W	37-28
O 13 *	at UConn.....	W	(ot) 17-14
O 20 *	(19) Rutgers.....	L	10-35
O 27 *	at Pittsburgh.....	L	17-47
N 3 *	at (12) Louisville.....	L	17-45
N 10 *	Cincinnati.....	L	10-34
N 17	at Army.....	W	63-32
N 23 *	Syracuse.....	L	20-38

2013-16

Matt Rhule

28-23 Overall



2013 (2-10, 1-7 American Athletic)

A 31	at (14) Notre Dame.....	%L	6-28
S 7 *	Houston.....	L	13-22
S 14	Fordham.....	L	29-30
S 28	at Idaho.....	L	24-26
O 5 *	(7) Louisville.....	L	7-30
O 11 *	at Cincinnati.....	L	20-38
O 19	Army [HC].....	W	33-14
O 26 *	at SMU.....	L	49-59
N 2 *	at Rutgers.....	L	20-23
N 16 *	(15) UCF.....	L	36-39
N 23 *	UConn.....	L	21-28
N 30 *	at Memphis.....	W	41-21

% Notre Dame forfeited due to use of ineligible players

2014 (6-6, 4-4 American Athletic)

A 28	at Vanderbilt.....	W	37-7
S 6	Navy.....	L	24-31
S 20	Delaware State.....	W	59-0
S 27 *	at UConn.....	W	36-10
O 11 *	Tulsa [HC].....	W	35-24
O 17 *	at Houston.....	L	10-31
O 25 *	at UCF.....	L	14-34
N 1 *	(21) ECU.....	W	20-10
N 7 *	Memphis.....	L	13-16
N 15	at Penn State.....	L	13-30
N 29 *	Cincinnati.....	L	6-14
D 6 *	at Tulane.....	W	10-3

* - Conference games
() - CFP/AP rankings
HC - Homecoming

Under the direction of fourth-year head coach Al Golden, Temple recorded one of the best seasons in school history in 2009. The Owls finished 9-4 overall while tying for first place in the Mid-American Conference East Division at 7-1. TU advanced to the 2009 EagleBank Bowl against UCLA.

TU made school history with nine consecutive wins in a single season. Recording its first winning season since 1990 and becoming bowl eligible for the first time since 1990, Temple made its third bowl appearance in school history and first in 30 years.

The 2009 squad, featuring Golden's first recruiting class as seniors, set the school record for rushing touchdowns in a season with 29, surpassing 26 rushing TDs by the 1973 and 1979 teams. In all, Temple re-wrote 18 school season records and 11 game records in 2009.

Rookie RB Bernard Pierce earned several All-America honors during his freshman campaign, including CollegeFootballNews.com Honorable Mention All-American and College FootballNews.com Freshman All-American.

The Owls swept the Mid-American Conference honors as well. Pierce was named the Freshman of the Year, sophomore DE Adrian Robinson was named the Defensive Player of the Year, and head coach Al Golden was named the Coach of the Year. A school record 15 Temple football players were named All-MAC, including a school record eight first-team honorees.

In his fifth and final season with the Owls, Al Golden guided Temple to an 8-4 overall record and 5-3 in the MAC in 2010. Recording its first back-to-back winning seasons since 1978-79, Temple became bowl eligible for the second consecutive year for the first time in program history. However, despite a winning record, the Owls did not

receive an at-large bowl invitation.

The Owls' 10-game home win streak at Lincoln Financial Field was the longest since the stadium opened in 2003 and tied the longest home win streak in school history of 10 games from the 1972-74 seasons at Temple and Veterans Stadiums.

For the second consecutive year, a school record eight Temple Owls earned first-team All-Mid-American Conference honors.

Following the season, Golden was named the head coach at the University of Miami.





ALL-TIME RESULTS/HISTORY



2015 (10-4, 7-1 American Athletic)

S 5	Penn State.....	W	27-10
S 12 *	at Cincinnati.....	W	34-26
S 19	at UMass (GS).....	W	25-23
O 2	at Charlotte.....	W	37-3
O 10 *	Tulane [HC].....	W	49-10
O 17 *	UCF.....	W	30-16
O 22 *	at ECU.....	W	24-14
O 31	(9) Notre Dame.....	L	20-24
N 6 *	at SMU.....	W	60-40
N 14 *	at USF.....	L	23-44
N 21 *	(21) Memphis.....	W	31-12
N 28 *	UConn.....	W	27-3

American Athletic Conference Championship

D 5 *	(19) at Houston.....	L	13-24
-------	----------------------	---	-------

2015 Marmot Boca Raton Bowl

D 22	Toledo.....	L	17-32
(GS) - Gillette Stadium, Foxboro, MA			

2016 (10-4, 7-1 American Athletic)

S 2	Army.....	L	13-28
S 10	Stony Brook.....	W	38-0
S 17	at Penn State.....	L	27-34
S 24	Charlotte [HC].....	W	48-20
O 1 *	SMU.....	W	45-20
O 6 *	at Memphis.....	L	27-34
O 15 *	at UCF.....	W	26-25
O 21 *	USF.....	W	46-30
O 29 *	Cincinnati.....	W	34-13
N 4 *	at UConn.....	W	21-0
N 19 *	at Tulane.....	W	31-0
N 26 *	ECU.....	W	37-10

American Athletic Conference Championship

D 3 *	(19) at Navy.....	W	34-10
-------	-------------------	---	-------

2016 Military Bowl presented by Northrup Grumman

D 27	Wake Forest.....	L	26-34
------	------------------	---	-------

^ - Bowl game coached by interim head coach Ed Foley

2017-18

Geoff Collins

15-10 Overall

2017 (7-6, 4-4 American Athletic)

S 2	at Notre Dame.....	L	16-49
S 9	Villanova.....	W	16-13
S 15	UMass.....	W	29-21
S 21 *	at (21) USF.....	L	7-43
S 30 *	Houston.....	L	13-20
O 7 *	at ECU.....	W	34-10
O 14 *	UConn.....	L	24-28
O 21	at Army.....	L (ot)	28-31
N 2 *	Navy.....	W	34-26
N 10 *	at Cincinnati.....	W	35-24
N 18 *	(15) UCF.....	L	19-45
N 25 *	at Tulsa.....	W	43-22

2017 Bad Boy Mowers Gasparilla Bowl

D 21	Florida International.....	W	28-3
------	----------------------------	---	------

2018 (8-4, 7-1 American Athletic)

S 1	Villanova.....	L	17-19
S 8	Buffalo.....	L	29-36
S 15	at Maryland.....	W	35-14
S 20 *	Tulsa.....	W	31-17
S 29	at Boston College.....	L	35-45
O 6 *	ECU.....	W	49-6
O 13 *	at Navy.....	W	24-17
O 20 *	(20) Cincinnati.....	W (ot)	24-17
N 1 *	(9) UCF.....	L	40-52
N 10 *	at Houston.....	W	59-49
N 17 *	USF.....	W	27-17
N 24 *	at UConn.....	W	57-7

2018 Independence Bowl

D 27	Duke.....	L	27-56
------	-----------	---	-------

^ - Bowl game coached by interim head coach Ed Foley



2019-20

Rod Carey

9-11 Overall

2019 (8-5, 5-3 American Athletic)

A 31	Bucknell.....	W	56-12
S 14	(21) Maryland.....	W	20-17
S 21	at Buffalo.....	L	22-38
S 28	Georgia Tech.....	W	24-2
O 3 *	at ECU.....	W	27-17
O 12 *	(23) Memphis.....	W	30-28
O 19 *	(19) at SMU.....	L	21-45
O 26 *	UCF.....	L	21-63
N 7 *	at USF.....	W	17-7
N 16 *	Tulane.....	W	29-21
N 23 *	at (19) Cincinnati.....	L	13-15
N 30 *	UConn.....	W	49-17

2019 Military Bowl presented by Northrup Grumman

D 27	Wake Forest.....	L	13-55
------	------------------	---	-------

2020 (1-6, 1-6 American Athletic)

O 10 *	at Navy.....	L	29-31
O 17 *	USF.....	W	39-37
O 24 *	at Memphis.....	L	29-41
O 31 *	at Tulane.....	L	3-38
N 7 *	(18) SMU.....	L	23-47
N 14 *	at UCF.....	L	13-38
N 21 *	ECU.....	L	3-28

* - Conference games
() - CFP/AP rankings
HC - Homecoming

The Addazio Era

On December 23, 2010, Steve Addazio was named Temple University's 25th head football coach.

In his first season in 2011, Addazio guided the Owls to an 9-4 overall record and a second-place finish in the Mid-American Conference East Division en route to their second bowl appearance in three years. Temple defeated Wyoming, 37-15, in the Gildan New Mexico Bowl.

The all-time winningest first-year coach in school history, Addazio mentored 10 All-MAC selections, including first-team honorees OL Pat Boyle, RB Bernard Pierce, DE Adrian Robinson, and TE Evan Rodriguez. The Owls' defense dominated the MAC, leading all teams in five categories while ranking No. 3 nationally in scoring defense.

Addazio's offense set the school records for rushing yards and rushing touchdowns in a season as well behind the explosive efforts of All-MAC honorees Pierce and Matt Brown. Pierce became Temple's all-time leader in rushing touchdowns (53), total touchdowns (54), and points scored (324).

Off the field, the Temple football players were recognized as the 2011 Most Valuable Players by the Philadelphia Affiliate of Susan G. Komen for the Cure for their community service efforts.

A Return to the Big East

On March 7, 2012, the Big East Conference announced that Temple would begin play in the league beginning with the 2012 football season.

In his second season in 2012, Addazio led Temple to a 4-7 overall record and 2-5 (tie for 6th) record in Big East play. The Owls returned to the Big East Conference after a seven-year absence and won back-to-back league games for a 2-0 start in Big East play, both for the first time in school history. True freshman LB Tyler Matakevich was named to the 2012 Football Writers Association of America Freshman All-America Team.

Six Temple Owls earned 2012 All-Big East honors, including senior Matt Brown who was named the Special Teams Player of the Year, and true freshman LB Tyler Matakevich who took home Rookie of the Year honors. Earning first team All-Conference honors were senior RB Montel Harris, Brown at return specialist, and senior Brandon McManus at punter. Second-team accolades went to senior OL Martin Wallace, McManus at placekicker, senior DL John Youboty, and Matakevich. A total of 31 Temple Owls were named to the 2012 Big East All-Academic Team.

The Owls made history in their final non-conference game. Senior RB Montel Harris had a career day, rushing for 351 yards and seven touchdowns — both Big East and school records — to lead the Owls to a 63-32 win at Army. The 63 points scored tied the Temple NCAA Division I-A record set back in 1973 in a win over Holy Cross. The Owls also established a new team record for rushing yards with 534, breaking the old mark set in 1977 against Drake (477 yards), just two yards shy of the Big East mark. The nine rushing touchdowns were a new Big East and school record.

Harris was not the only record-breaking Owl as senior PK Brandon McManus surpassed Bernard Pierce as the Owls' all-time scoring leader.

Following the season, Addazio was named the head coach at Boston College.

New Coach, New Conference, New Expectations

On December 17, 2012, Matt Rhule was named Temple University's 26th head football coach. No stranger to Temple after six seasons as an assistant under Golden and Addazio, Rhule returned to take the reins after eight months in the NFL coaching ranks.

In March 2013, the Big East formally announced a separation with its basketball schools. On September 6, 2013, when Temple hosted the University of Houston, the football schools began play under a new name, the American Athletic Conference.

The Rhule Era got off to a slow start getting out of the gates with a 0-6 record and finishing 2013 at 2-10. However, true freshman Phillip Walker took over at quarterback on October 11 at Cincinnati which started a streak of 47 straight starts for the Elizabeth, N.J. native who would go on to re-write the Temple record books.

Temple opened the 2014 season with a road win at Vanderbilt for its first win against an SEC opponent since 1938. Along the way Temple posted its largest margin of victory in nearly half a century beating Delaware State 59-0, but the season was highlighted by a 20-10 win against #21 ECU, the first Temple win over a ranked team in 16 seasons. A 6-6 overall record in 2014 left the Owls bowl eligible but out of the postseason.

The 2015 season was a record-setting year for Temple with many memorable moments along the way. Beginning with a 27-10 win over Penn State on opening day in front of a sellout crowd of 69,176 at Lincoln Financial Field. Three straight road victories (for the first time in 45 years) lifted the Owls to a 7-0 start and earned Temple a spot in the Top 25. That set the stage for one of the best moments in school history, an ABC nationally televised, primetime game against #9 Notre Dame that brought along ESPN's College Gameday to Philadelphia's Independence Mall. A nail-biting 24-20 loss to the Irish could not diminish that landmark moment. The Owls finished the regular season at 10-2, tying the 1979 team for the most wins in a season, and a berth in the American Athletic Conference's first-ever Championship Game. Temple fell at Houston, 24-13, and also lost to Toledo in the Marmot Boca Raton Bowl. While many Owls earned all-conference recognition, senior linebacker Tyler Matakevich, who finished with a school record 493 tackles including four seasons with 100+ stops, was named the nation's best defensive player earning both the Chuck Bednarik Award and Bronko Nagurski Trophy. Matakevich, defensive lineman Matt Ioannidis, and defensive back Tavon Young all were drafted into the NFL.

While 2016 ended with a similar 10-4 record, the season was much different from the 2015 version. Following a 3-3 start, the Owls turned a 7-0 record down the stretch, including back-to-back road game shutouts for the first time since 1925, into another Top 25 ranking and a spot in The American Championship Game. This time the results were different as Temple beat Navy in Annapolis, 34-10, for its first conference title since 1967 and its first-ever championship game victory. Quarterback Phillip Walker capped his record-setting career at Temple with the game's Most Outstanding Player Award. He became the first Temple quarterback to lead the Owls to multiple bowl games as Temple played in back-to-back bowl games for the first time ever. During the season, Haason Reddick was among the nation's best defenders with 10.5 sacks and 22.5 tackles for loss. While he was under the radar most of the season, Reddick was rewarded by becoming the #13 overall selection in the NFL Draft going to the Arizona Cardinals. He became just the fourth Temple player selected in the NFL's first round. Offensive lineman Dion Dawkins (Buffalo) and defensive back Nate Hairston (Indianapolis) joined Reddick among the drafted but seven other 2016 seniors signed free agent contracts. The team's success didn't come without consequences as Matt Rhule took a job at Baylor. Temple hired former Florida defensive coordinator Geoff Collins to continue the rise of the Top 25, championship program.

Mayhem is Coming

Geoff Collins came to Philadelphia with the moniker "Minister of Mayhem" and showed Temple fans exactly why he earned that nickname. Never bashful, the Georgia native, who sharpened his coaching skills with nearly a decade as a defensive coordinator in the SEC, turned up the volume - literally and figuratively - of Temple's football program. With an added emphasis on social media graphics and videos, Temple's recruiting reach extended to new areas and resulted in the school's highest ranked and most diverse recruiting classes ever. Collins' first season on the sidelines resulted in a 7-6 record insuring that the 2017 senior class would become the winningest class in school history with a four-year total of 33 wins. After developing its offensive identity, the Owls won four of their final five games including a 28-3 manhandling of FIU in the Bad Boy Mowers Gasparilla Bowl.

Collins' 2018 squad was led by the winningest senior class in school history finishing their careers with 35 wins and four straight bowl appearances - the first Temple class to do that. That class produced three NFL Draft picks - CB Rock Ya-Sin, RB Ryquell Armstead and DT Michael Dogbe - and a handful of undrafted free agents. Armstead moved among the all-time leaders in rushing while fellow senior, Ventell Bryant re-wrote the school's record books with 173 receptions for 2,444 yards. He also caught at least one pass in all 48 games he played as an Owl.

By season's end, however, Collins left for his hometown team, Georgia Tech, and Ed Foley was once again the interim head coach of a bowl team. When Foley led the Owls in the Independence Bowl, he became the first to coach multiple Temple teams in a bowl game.

Seasons of Change

Director of athletics, Pat Kraft, was quick to replace Collins with Miami's defensive coordinator Manny Diaz. However 17 days later when the Miami head coaching job became vacant, Diaz returned to Miami. Kraft then led another head coaching search, this time landing NIU's Rod Carey.

Carey led the Owls to an 8-5 ledger and extended the school record to five straight bowl appearances when Temple went to the 2019 Military Bowl. Just as he was looking to put his imprint on the program though, a global pandemic hit creating chaos to all things, including college athletics. "We battled COVID and quite frankly, COVID won," said Carey following a disappointing 1-6 campaign in 2020. The Owls had all of their non-conference games canceled and Temple was the last FBS team to play a game - starting the season on October 10. Although Carey did his best to create a safe and healthy environment for his team, the Owls were short 215 players due to opt-outs, injuries and COVID protocols through the first seven games and were forced to cancel the season finale completely.

Prior to the 2020 season, Kraft left for Boston College and University President Richard Englert announced his retirement leading to a year-long search for a new president and director of athletics.





TEAM & INDIVIDUAL RECORDS (1894-1970)

TEAM

Most Victories, Season	8	1931
Most Road Victories, Season	4	1970
Most Shutout Victories, Season	6	1927 and 1928
Most Losses, Season	9	1959
Fewest Losses, Season	0	two times; last, 1907
Least Victories, Season	0	six times; last, 1959
Most Points, Season	351	1927
Least Points, Season	0	1909
Most Points, Game	110	Temple 110-0 vs. Blue Ridge, 1927
Most Points Allowed, Game	96	Franklin & Marshall 96-0 vs. Temple, 1899
Highest Scoring Tie Game	26-26	Temple vs. Boston College, 1938
Most Points in a Quarter	51	(2nd quarter) vs. Blue Ridge, 1927
Most Points in a Loss	40	Temple 40-50 vs. Buffalo, 1968
Most Tie Games, Season	4	1937
Most Touchdowns, Game	17	vs. Blue Ridge, 1927
Most Passing Yards, Season	2,398	1968
Most Passes Attempted, Season	420	1968
Most Passes Completed, Season	199	1968
Most Passing Yards, Game	483	vs. Bucknell, 1966
Most Extra Points, Season	30	1966
Most Touchdowns, Season	55	1927
Fewest Touchdown Passes Allowed, Season	3	1961

INDIVIDUAL


Most Points, Career	218	Jim Callahan, 1966-68
Most Points, Season	86	Jim Callahan, 1968
Most Points, Game	30	Jim Callahan vs. Bucknell, 1966
Most Touchdowns, Career	36	Jim Callahan, 1966-68
Most Touchdowns, Season	14	Jim Callahan, 1968
Most Touchdowns, Game (receiving)	5	Jim Callahan vs. Bucknell, 1966
Most Rushing Yards, Career	1,965	Andy Tomic, 1939-41
Most Rushing Yards, Season	994	Bill Bernardo, 1949
Most Rushing Yards, Game	176	Mike Busch at Bucknell, 1967
Most Carries, Game	38	Mike Busch at Bucknell, 1967
.....	John Small vs. William & Mary, 1969
Most Passing Yards, Career	3,756	John Waller, 1966-68
Most Passing Yards, Season	2,049	John Waller, 1968
Most Passing Yards, Game	440	John Waller vs. Buffalo, 1968
Most Passing Attempts, Career	594	John Waller, 1966-68
Most Passing Attempts, Season	367	John Waller, 1968
Most Passing Attempts, Game	62	John Waller vs. Buffalo, 1968
Most Completions, Career	290	John Waller, 1966-68
Most Completions, Season	174	John Waller, 1968
Most Completions, Game	35	John Waller vs. Buffalo, 1968
Most Touchdown Passes Thrown, Career	45	John Waller, 1966-68
Most Touchdown Passes Thrown, Season	21	John Waller, 1968
Most Touchdown Passes Thrown, Game	6	John Waller vs. Bucknell, 1966
Most Receptions, Career	105	Jim Callahan, 1966-68
Most Receptions, Season	57	Jim Callahan, 1968
Most Receptions, Game	14	Jerry Loviglio vs. Buffalo, 1968
Most Receiving Yards, Career	1,848	Jim Callahan, 1966-68
Most Receiving Yards, Season	786	Jim Callahan, 1968
Most Receiving Yards, Game	213	John Fonash at Lafayette, 1964
Most Touchdowns Receiving, Career	36	Jim Callahan, 1966-68
Most Touchdowns Receiving, Season	14	Jim Callahan, 1968
Most Touchdowns Receiving, Game	5	Jim Callahan vs. Bucknell, 1966
Total Offensive Yards, Career	4,532	Andy Tomic, 1939-41
Total Offensive Yards, Season	2,023	John Waller, 1968
Most Interceptions, Career	13	Larry Cardonick, 1952-54
Most Interceptions, Season	7	Larry Cardonick, 1952
Most Interceptions, Game	3	Larry Cardonick vs. Albright, 1952

MISCELLANEOUS


Longest Pass Play	90t	John Waller to Jim Callahan vs. Northeastern, 1968
.....	Tucker (Swede) Hanson vs. Albright, 1931
Longest Run from Scrimmage	82	Charles Lotson vs. Lafayette, 1959
Longest Interception Return	89t	Ed Pyne vs. Bowling Green, 1966
Longest Field Goal	48	Nick Mike-Mayer, 1970
Most Field Goals, Season	8	Ed Pyne, 1966
Most Extra Points, Season	28	Jim Powers vs. Michigan State, 1940
Longest Kickoff Return	105t	John Fonash vs. Rhode Island, 1965
Longest Punt Return	96t	John Kovacevich vs. Carnegie Tech, 1937
Longest Punt	73	



Temple Football 1940



John Waller and Jim Callahan



John Fonash



TEAM RECORDS (1971-PRESENT)



RUSHING

Most Yards, Season	3,335	2011
Most Yards, Game	534	at Army, 2012
Most Attempts, Season	636	2011
Most Attempts, Game	70	at Holy Cross, 1973; vs. Boston University, 1973
Most Touchdowns, Season	38	2011
Most Touchdowns, Game	9	at Army, 2012
Fewest Yards, Season	644	2006
Fewest Yards, Game	36	vs. Pittsburgh, 2001; vs. Buffalo, 2007
Fewest Attempts, Season	271	1999
Fewest Attempts, Game	20	at Kansas State, 1995; at Houston, 2014;
.....	at UCF, 2014; at Penn State, 2014
Fewest Touchdowns, Season	4	1999, 2006

PASSING

Most Yards, Season	3,324	2016
Most Yards, Game	507	vs. Bucknell, 2019
Most Attempts, Season	472	2019
Most Attempts, Game	63	at Memphis, 2020
Most Completions, Season	282	2019
Most Completions, Game	41	at Memphis, 2020
Most Touchdowns, Season	26	2019
Most Touchdowns, Game	6	vs. Eastern Michigan, 2008
Fewest Yards, Season	1,192	1991
Fewest Yards, Game	15	at Clemson, 1991
Fewest Attempts, Season	178	1998
Fewest Attempts, Game	4	at Army, 2012
Fewest Completions, Season	72	1998
Fewest Completions, Game	2	at Army, 2012
Fewest Touchdowns, Season	2	1989
Most Interceptions, Season	28	1992
Most Interceptions, Game	6	two times, last at Akron, 1992
Fewest Interceptions, Season	1	1977

TOTAL OFFENSE

Most Yards, Season	5,790	2016
Most Yards, Game	695	vs. Bucknell, 2019
Fewest Yards, Season	2,588	2006 (2,468 in 7 games, 2020)
Fewest Yards, Game	45	at Wisconsin, 2005
Most Plays, Season	967	2016
Most Plays, Game	98	at #9 UCF, 2018
Fewest Plays, Season	623	1971 (524 in 7 games in 2020)
Fewest Plays, Game	41	at Miami, 2003

SCORING

Most Points, Season	454	2018
Fewest Points, Season	107	2005
Most Points, Game	63	(twice), at Army, 2012; at Holy Cross, 1973
Most Points, Half	49	vs. Delaware State, 2014
Most Points, Quarter	35	at Holy Cross, 1973
Most Touchdowns, Season	60	2018
Most Touchdowns, Game	9	at Army, 2012
Fewest Touchdowns, Season	13	2005

FIRST DOWNS

Most, Season	298	2016
Most, Game	35	at #9 UCF, 2018
Most Rushing, Season	161	1978
Most Rushing, Game	22	(twice), at Army, 2012; vs. Drake, 1977
Most Passing, Season	154	2018
Most Passing, Game	22	Bucknell, 2019
Fewest, Season	138	2006
Fewest, Game	2	at Penn State, 2006
Fewest Rushing, Season	44	2006
Fewest Rushing, Game	0	at Penn State, 2006
Fewest Passing, Season	44	1991
Fewest Passing, Game	0	at Clemson, 1991; at Boston University, 1972

MISCELLANEOUS

Most Points Allowed, Season	517	1993
..... Game	76	vs. Pittsburgh, 1977
..... Half	57	at Wisconsin (1st), 2005
..... Quarter	35	at Syracuse (2nd), 1993
Most Punts, Season	92	1999
Most Punts, Game	12	vs. Maryland, 1999
Fewest Punts, Season	37	1974
Fewest Punts, Game	1	seven times, last at Navy, 2020
Most Punt Returns, Season	37	1973
Most Punt Returns, Game	9	vs. UConn, 2001
Most Punt Return Yards, Season	347	1984
Most Punt Return Yards, Game	134	vs. Delaware State, 2014
Fewest Punt Returns, Season	11	2005, 2006 (4 in 7 games, 2020)
Fewest Punt Returns, Game	0	56 times, last at Tulane, 2020
Fewest Punt Return Yards, Season	35	2006 (25 in 7 games, 2020)
Fewest Punt Return Yards, Game	14	at Louisville, 1980
Most Kickoff Returns, Season	76	1993
Most Kickoff Return Yards, Season	1,430	1993
Most Kickoff Return Yards, Game	240	vs. Clemson, 2006
Fewest Kickoff Returns, Season	26	1973 (14 in 7 games, 2020)
Fewest Kickoff Return Yards, Season	413	1973 (249 in 7 games, 2020)

INDIVIDUAL GAME RECORDS

Games Played	54	Michael Dogbe (2014-2018); Delvon Randall (2015-18)
Consecutive Games Played	54	Delvon Randall (2015-18)
Consecutive Games as a Starter	47	Alex Derenthal [center] (2004-08);
.....	Phillip Walker [QB] (2013-16)
Total Offensive Plays	98	Jovahn Fair and Vincent Picozzi at #9 UCF (2018)
Touchdown Responsibility*	7	Adam DiMichele vs. Eastern Mich. (2008) [1 rush, 6 pass]

TOP 10 RUSHING SEASONS

Year	Yards	Att	Avg	TD
2011	3,335	636	5.2	38
2009	2,884	551	4.4	29
1978	2,878	581	5.0	25
1973	2,635	547	4.8	26
1979	2,592	541	4.8	26
2016	2,466	564	4.4	31
1974	2,446	505	4.8	24
1986	2,298	559	4.1	23
1980	2,272	477	4.4	15
1985	2,248	506	4.4	16

TOP 10 PASSING SEASONS

Year	Yards	Att	Cmp	TD
2016	3,324	403	232	22
2019	3,312	472	282	26
2018	3,297	443	252	20
2017	3,273	453	262	21
2015	3,037	438	249	20
2013	2,996	418	235	23
1994	2,757	415	218	21
2003	2,697	444	234	13
2007	2,491	366	218	15
1996	2,484	342	171	15

TOP 10 WINNING MARGINS

Score	Opponent	Date
59-0	Delaware State	9/20/14
56-0	Holy Cross	10/19/74
57-7	at UConn	11/24/18
56-7	UConn	11/24/01
53-6	Boston University	10/4/80
45-0	at Delaware	10/25/75
56-12	Bucknell	8/31/19
43-0	Rhode Island	11/10/73
59-16	Southern Illinois	10/12/74
49-6	ECU	10/6/18
49-7	Rutgers	11/1/97
49-7	at Xavier	9/8/72
42-0	at Ball State	10/8/11
42-0	at Buffalo	10/23/10
42-0	Drake	9/17/77
42-0	William & Mary	9/5/81

TOP OPP. PERFORMANCES (1971-PRESENT)

TEAM HIGHS

First Downs	36	at Rutgers (1993), at Penn State (1995)
First Downs Rushing	26	at Boston College (1972)
First Downs Passing	25	Eastern Michigan (2008)
Rushing Yards	487	Navy (2014)
Rushing Attempts	76	at Boston College (1972)
Rushing Touchdowns	8	Army (1993)
Passing Yards	538	at SMU (2013)
Passing Attempts	76	Eastern Michigan (2008)
Passing Completions	50	Eastern Michigan (2008)
Passing Touchdowns	7	at Houston (1989)
Completion Percentage	90.9	Buffalo, 20-22 (2007)
Passes Intercepted	6	at Villanova (1973)
Total Offensive Yards	728	at SMU (2013)
Total Plays	109	SMU (2019)

TEAM LOWS

First Downs	5	Delaware (1982); Austin Peay (1990)
First Downs Rushing	1	Akron (2010); at Villanova (1974);
First Downs Passing	0	Austin Peay (1990); Western Michigan (2008)
Rushing Yards	-16	Boston Univ. (1972); Delaware (1973);
Rushing Attempts	14	Austin Peay (1990); at Army (1994)
Passing Yards	0	at Villanova (1974)
Passing Attempts	1	Howard (1991)
Passing Completions	0	Delaware (1973)
Completion Percentage	10.5	at Army (1987)
Total Offensive Yards	86	Delaware (1973)
Total Plays	46	at Delaware 2-19 (1981)
		at UConn (1971)
		Tulane (2016)

INDIVIDUAL

Rushing Yards	291	Kerry Marbury, at West Virginia (1971)
Rushing Attempts	45	Roger Mason, Delaware (1972)
Rushing Touchdowns	4	(7x) last by Trent Steelman, at Army (2010)
Longest Scrimmage Run	96t	Thomas Merriweather, at Miami [OH] (2010)
Passing Yards	538	Chris Anderson, at Alabama (1991)
Passing Attempts	76	Garrett Gilbert, at SMU (2013)
Passing Completions	50	Andy Schmitt, Eastern Michigan (2008)
Passing Touchdowns	7	Andy Schmitt, Eastern Michigan (2008)
Completion Percentage	90.9	Andre Ware, at Houston (1989)
Passes Intercepted	6	Willy Drew (20-22), Buffalo (2007)
Total Offensive Yards	635	Bill Hatty, at Villanova (1973)
Total Offensive Plays	88	Garrett Gilbert, SMU (2013)
All-Purpose Yards	323	Matt Schilz, Bowling Green (2010)
Receiving Yards	250	Kerry Marbury, at West Virginia (1971)
Receptions	20	Reggie Roberson, SMU (2019)
Receiving Touchdowns	4	Kenny Christian, Eastern Michigan (2000)
Longest Pass Play	95t	Logan Payne, at Minnesota (2006)
Punt Returns	8	George Carter from Bert Kosup, Rutgers (1977)
Punt Return Yards	128	Mitch Running, at Kansas State (1995)
Longest Punt Return	88t	Jeremy Trimble, at Army (2007)
Kickoff Returns	8	Frank Minnifield, at Louisville (1982)
Kickoff Return Yards	165	Anthony Bowman, Kent State (2009)
Longest Kickoff Return	100t	Matt Szczur, Villanova (2010)
Most Punts	12	Nate Terry, at West Virginia (1997)
Punting Average	55.5	Lance Viola, at Villanova (1974)
Longest Punt	75	Ryan Wright, at Tulane (2020)
Punting Yardage	482	Mike Kovach, Colgate (1981)
Interceptions	4	Jonn Young, ECU (2018)
Interception Yards	100	Jamie Mendez, at Kansas State (1992)
Longest Interception Ret	100t	John Bush, Delaware (1972)
Field Goals	5	John Bush, Delaware (1972)
Longest Field Goal	56	Collin Wagner, at Penn State (2010)
Points	24	Daron Alcorn, at Akron (1992)
		Sean Fleming, at Wyoming (1990)
		(9x) last by Trent Steelman, at Army (2010)

t - touchdown

OPPONENT TOP PERFORMANCES

Rushing	School	Year	Yds	Att	TD
Kerry Marbury	at W. Virginia	1971	291	22	3
DeAngelo Brewer	at Tulsa	2017	255	34	1
Phil Bennett	at Boston Coll.	1972	253	36	3
Terrell Willis	at Rutgers	1994	232	35	2
Marlon Mack	at USF	2015	230	21	2
Donald Brown	UConn	2008	214	36	1
Udra Johnson	at W. Virginia	1985	206	35	1
Otis Anderson	UCF	2019	205	17	1
Damien Rhodes	Syracuse	2004	200	29	3
Mike Cloud	at Boston Coll.	1998	196	27	3
Greg McCrae	at #9 UCF	2018	188	16	1
Brandon Miree	Pittsburgh	2003	188	27	2
Evan Royster	at Penn State	2010	187	26	0
James Jackson	at Miami (FL)	1997	187	18	2
Eugene Jarvis	at Kent State	2008	185	34	1
Donte Harden	at Ohio	2011	184	20	1
Chuckie Dukes ...	at Boston Coll.	1992	184	20	3
Matt Prescott	Rutgers	1985	184	22	1

Passing	School	Year	Yds	Att	Cmp	TD
Garrett Gilbert	at SMU	2013	538	53	37	4
Andy Schmitt	E. Michigan	2008	484	76	50	3
Shane Buechele	SMU	2019	457	53	30	6
Gunner Kiel	at Cincinnati	2015	427	52	30	2
Zac Dysert	Miami (OH)	2009	426	51	31	3
Daniel Jones	Duke [IB]	2018	423	41	30	5
Andre Ware	at Houston	1989	413	45	30	7
Chad Pennington	at Marshall	1999	406	36	26	1
Blake Bortles	UCF	2013	404	38	27	4
Blake Frohnapfel	at UMass	2015	393	55	29	3
Zach Bednarczyk	Villanova	2017	382	41	27	1
Josh Betts	Miami (OH)	2005	379	40	28	3
Andrew Ford	UMass	2017	377	37	23	2
David Dacus	Houston	1987	376	50	36	3
Charlie Batch	at E. Michigan	1996	372	41	24	2
Gary Nova	at Rutgers	2013	371	38	27	3
Omar Jacobs	Bowling Green	2004	367	26	21	3
Zac Dysert	Miami (OH)	2011	364	37	28	3
Walter Church	E. Michigan	2000	364	50	34	3
Brady White	Memphis	2019	363	43	28	2
Shane Buechele	SMU	2020	355	35	24	4
Tyler Sheehan ...	at Bowl. Green	2007	351	47	30	4

Receiving	School	Year	Yds	Rec	TD
Reggie Roberson	SMU	2019	250	8	3
T.J. Rahming	Duke [IB]	2018	240	12	2
Nick Harwell	Miami (OH)	2011	229	15	2
Keenan Holman	at SMU	2013	209	10	3
Ontario Pryor	at E. Michigan	1996	202	7	1
Mark Sheridan	at Holy Cross	1973	202	6	3
Kenny Christian	E. Michigan	2000	198	20	0
Antonio Freeman	at Va. Tech	1993	194	8	3
Emmanuel Hazard ...	at Houston	1989	193	12	3
Marvin Harrison	Syracuse	1994	191	9	2
Tyler Jones	Eastern Mich.	2008	185	17	2
Brian Brennan	Boston Coll.	1983	185	10	1
Calvin Austin	at Memphis	2020	184	6	1
James Robinson	Akron	1991	184	5	2
J.J. Worton	UCF	2013	179	10	3
Nate Poole	at Marshall	1999	179	10	1
Mark Bellini	BYU	1985	179	9	3



RUSHING LEADERS (1971-PRESENT)



CAREER

Yards	Name	Years
4,895	Paul Palmer	1983-86
3,570	Bernard Pierce	2009-11
3,269	Tanardo Sharps	1999-02
2,812	Ryquell Armstead	2015-18
2,647	Matt Brown	2009-12
2,610	Anthony Anderson	1975-78
2,599	Jahad Thomas	2013-16
2,383	Todd McNair	1985-88
2,218	Henry Hynoski	1972-74
1,943	Mark Bright	1976-79
1,730	Harold Harmon	1980-83
1,591	Stacey Mack	1997-98
1,522	Zachary Dixon	1977-78
1,519	Umar Ferguson	2003-05
1,487	Bob Harris	1974-76
1,485	Tom Sloan	1971-73
1,468	Walter Washington	2003-04
1,458	Scott McNair	1989-91
1,259	Re'Mahn Davis	2019-20
1,259	Kevin Duckett	1979-80
1,234	Ventres Stevenson	1986-89

Atts	Name	Years
944	Paul Palmer	1983-86
687	Tanardo Sharps	1999-02
663	Bernard Pierce	2009-11
583	Anthony Anderson	1975-78
573	Ryquell Armstead	2015-18
566	Todd McNair	1985-88
563	Jahad Thomas	2013-16
466	Matt Brown	2009-12
439	Henry Hynoski	1972-74
378	Walter Washington	2003-04

TDs	Name	Years
53	Bernard Pierce	2009-11
39	Paul Palmer	1983-86
34	Ryquell Armstead	2015-18
30	Jahad Thomas	2013-16
22	Matt Brown	2009-12
22	Anthony Anderson	1975-78
21	Walter Washington	2003-04
20	Tanardo Sharps	1999-02
18	Steve Joachim (QB)	1973-74
17	Mark Bright	1976-79
16	Todd McNair	1985-88
16	Henry Hynoski	1972-74

SEASON

Yards	Name	Year
1,866	Paul Palmer	1986
1,516	Paul Palmer	1985
1,481	Bernard Pierce	2011
1,361	Bernard Pierce	2009
1,267	Tanardo Sharps	2002
1,262	Jahad Thomas	2015
1,153	Zachary Dixon	1978
1,098	Ryquell Armstead	2018
1,058	Todd McNair	1987
1,054	Montel Harris	2012
1,038	Tanardo Sharps	2000
1,036	Mark Bright	1979
1,036	Tom Sloan	1973
1,006	Henry Hynoski	1974
953	Jahad Thomas	2016
936	Re'Mahn Davis	2019
919	Ryquell Armstead	2016
916	Matt Brown	2011
889	Walter Washington	2004
883	Jim Brown	1981
830	Matt Brown	2010

Atts	Name	Year
346	Paul Palmer	1986
311	Tanardo Sharps	2002
276	Jahad Thomas	2015
275	Paul Palmer	1985
273	Bernard Pierce	2011
249	Todd McNair	1987
236	Bernard Pierce	2009
223	Zachary Dixon	1978
222	Walter Washington	2004
210	Ryquell Armstead	2018

TDs	Name	Year
27	Bernard Pierce	2011
17	Jahad Thomas	2015
16	Bernard Pierce	2009
15	Walter Washington	2004
15	Paul Palmer	1986
14	Ryquell Armstead	2016
13	Ryquell Armstead	2018
13	Jahad Thomas	2016
12	Montel Harris	2012
10	Tanardo Sharps	2000

FRESHMAN SEASON

Yards	Name	Year
1,361	Bernard Pierce	2009
936	Re'Mahn Davis	2019
628	Paul Palmer	1983
608	Kevin Duckett	1979
533	Zaire Williams	2013
529	Matt Brown	2009
458	Brian Slade	1981

Atts	Name	Year
236	Bernard Pierce	2009
193	Re'Mahn Davis	2019
141	Paul Palmer	1983
111	Kevin Duckett	1979
101	Zaire Williams	2013
94	Brian Slade	1981
89	Matt Brown	2009

TDs	Name	Year
16	Bernard Pierce	2009
8	Re'Mahn Davis	2019
7	Kevin Duckett	1979
6	Paul Palmer	1983
5	Matt Brown	2009
3	Zaire Williams	2013

GAME

Yards	Name	Opponent/Year
351	Montel Harris	at Army/2012
349	Paul Palmer	ECU/1986
281	Paul Palmer	William & Mary/1985
267	Bernard Pierce	at Navy/2009
264	Montel Harris	at Army/2009
241	Zach Dixon	Cincinnati/1978
239	Paul Palmer	V-Tech/1986
226	Matt Brown	at Army/2010
223	Tanardo Sharps	at UConn/2002
217	Anthony Anderson	Drake/1977
215	Tanardo Sharps	at Rutgers/2002
213	Todd McNair	at Pitt/1987
212	Bernard Pierce	at Toledo/2009
212	Paul Palmer	BC/1986
210	Ryquell Armstead	at Hou./2018
210	Ryquell Armstead	USF/2016
209	Harold Harmon	Delaware/1982
206	Paul Palmer	Penn State/1985
203	Tanardo Sharps	UConn/2001

Atts	Name	Opponent/Year
48	Tanardo Sharps	at Rutgers/2002
44	Paul Palmer	V-Tech/1986
43	Paul Palmer	ECU/1986
41	Todd McNair	at Pitt/1987
40	Bernard Pierce	Miami/2009
40	Bernard Pierce	at Toledo/2009
38	Paul Palmer	BC/1986
36	Montel Harris	at Army/2012
36	Walter Washington	at WVU/2003
35	Tanardo Sharps	at UConn/2002

TDs	Name	Opponent/Year
7	Montel Harris	at Army/2012
6	Ryquell Armstead	at Hou./2018
5	Bernard Pierce	at Md./2011
4	Ryquell Armstead	at BC/2018
4	Matt Brown	at Army/2010
4	W.Washington	at WVU/2003
3	Bernard Pierce	at Toledo/2009
3	Paul Palmer	ECU/1986

Long	Name	Opponent/Year
94t	Jager Gardner	at SMU/2015
84t	Kevin Grady	at Akron/1975
83	Tanardo Sharps	UConn/2001
80t	Jason McKie	Navy/2001
78t	Tim Brown	at Vanderbilt/2006
78t	Michael Billops	Toledo/2005
77t	Brian Slade	at Cincinnati/1977
76t	Ryquell Armstead	USF/2016
76	Scott McNair	Rutgers/1990
76t	Bob Harris	Penn State/1975
75t	Ryquell Armstead	at BC/2018
75t	Kenneth Harper	Memphis/2014
74t	Chris Coyer	at Ball State/2011
73t	Tom Duff	at Delaware/1975
71t	Matt Brown	Kent State/2009
71	Tanardo Sharps	Rutgers/2001
70t	Bob Harris	Grambling/1976
69t	Bernard Pierce	Kent State/2011
69	Jamil Porter	at Miami (FL)/2003
69t	Harold Harmon	Delaware/1982
69t	Bob Harris	Southern Illinois/1974

t = touchdown

YEAR-BY-YEAR

Year	Name	Yards	Atts	Avg	TD
2020	Re'Mahn Davis	323	78	4.1	1
2019	Re'Mahn Davis	936	193	4.8	8
2018	Ryquell Armstead	1,098	210	5.2	13
2017	David Hood	638	130	4.9	5
2016	Jahad Thomas	953	207	4.6	13
2015	Jahad Thomas	1,262	276	4.6	17
2014	Jahad Thomas	384	80	4.8	0
2013	Kenneth Harper	613	136	4.5	9
2012	Montel Harris	1,054	186	5.7	12
2011	Bernard Pierce	1,481	273	5.4	27
2010	Matt Brown	830	162	5.1	7
2009	Bernard Pierce	1,361	236	5.8	16
2008	Kee-ayre Griffin	394	96	4.1	5
2007	Jason Harper	586	163	3.6	5
2006	Tim Brown	731	182	4.0	2
2005	Umar Ferguson	701	191	3.7	5

Year	Name	Yards	Atts	Avg	TD
2004	W. Washington (QB)	889	222	4.0	15
2003	W. Washington (QB)	579	156	3.7	6
2002	Tanardo Sharps	1,267	311	4.1	8
2001	Tanardo Sharps	771	150	5.1	1
2000	Tanardo Sharps	1,038	201	5.2	10
1999	Marcus Godfrey	332	84	4.0	2
1998	Stacey Mack	749	125	6.0	4
1997	Stacey Mack	842	173	4.9	10
1996	Ramod Lee	526	130	4.0	10
1995	Eugene Culbreath	451	103	4.4	2
1994	Juan Gaddy	285	103	2.8	1
1993	Ralphiel Mack	570	107	5.3	0
1992	Sam Jenkins	524	146	3.5	6
1991	Scott McNair	556	152	3.7	1
1990	Scott McNair	623	116	5.4	5
1989	Ventres Stevenson	841	173	4.9	4
1988	Todd McNair	761	187	4.1	5

Year	Name	Yards	Atts	Avg	TD
1987	Todd McNair	1,058	249	4.2	6
1986	Paul Palmer	1,866	346	5.4	15
1985	Paul Palmer	1,516	275	5.5	9
1984	Paul Palmer	885	182	4.8	9
1983	Paul Palmer	628	141	4.4	6
1982	Harold Harmon	883	165	5.3	2
1981	Jim Brown	883	163	5.4	9
1980	Kevin Duckett	651	129	5.0	4
1979	Mark Bright	1,036	193	5.4	7
1978	Zachary Dixon	1,153	223	5.2	7
1977	Anthony Anderson	756	195	3.9	11
1976	Anthony Anderson	803	176	4.6	2
1975	Tom Duff	752	146	5.2	7
1974	Henry Hynoski	1,006	206	4.9	7
1973	Tom Sloan	1,036	173	6.0	3
1972	Paul Loughran	593	125	4.7	4
1971	Paul Loughran	468	108	4.3	5



RECEIVING LEADERS (1971-PRESENT)



CAREER

Yards	Name	Years
2,444	Ventell Bryant	2015-18
2,272	Willie Marshall	1983-86
2,035	Bruce Francis	2005-08
1,882	Gerald Lucear	1978-81
1,869	Van Johnson	1992-96
1,856	Zamir Cobb	2000-03
1,819	Branden Mack	2017-20
1,780	Troy Kersey	1994-97
1,730	Robby Anderson	2011-13, 15
1,693	Rich Drayton	1987-90
1,632	Sean Dillard	1999-02
1,629	Steve Watson	1975-78
1,552	Isaiah Wright	2016-19
1,522	Jalen Fitzpatrick	2011-14
1,505	Randy Grossman (TE)	1971-73
1,483	Keith Gloster	1984-87
1,477	Jadan Blue	2018-20
1,458	Clint Graves [^]	1970-72
1,388	Keith Kirkwood	2014, 16-17
1,362	Adonis Jennings	2015-17
1,355	Phil Goodman	2003-04
1,253	Michael Campbell	2007-10
1,160	Wiley Pitts	1976-79
1,124	Jason Harper	2006-09

Rcpts	Name	Years
173	Ventell Bryant	2015-18
165	Zamir Cobb	2000-03
139	Jadan Blue	2018-20
138	Bruce Francis	2005-08
134	Isaiah Wright	2016-19
131	Branden Mack	2017-20
130	Sean Dillard	1999-02
126	Gerald Lucear	1978-81
122	Rich Drayton	1987-90
121	Jalen Fitzpatrick	2011-14
120	Clint Graves [^]	1970-72
114	Robby Anderson	2011-13, 15
111	Willie Marshall	1983-86
106	Van Johnson	1992-96
98	Steve Watson	1975-78
95	Greg Muckerson	1998-2001
94	Phil Goodman	2003-04
92	Wiley Pitts	1976-79
91	Keith Kirkwood	2014, 16-17
89	Randy Grossman (TE)	1971-73
89	Troy Kersey	1994-97
87	Paul Palmer	1983-86

TDs	Name	Years
23	Bruce Francis	2005-08
18	Gerald Lucear	1978-81
16	Robby Anderson	2011-13, 15
16	Willie Marshall	1983-86
15	Branden Mack	2017-20
15	Van Johnson	1992-96
14	Zamir Cobb	2000-03
13	Adonis Jennings	2015-17
12	Isaiah Wright	2016-19
12	Keith Kirkwood	2014, 16-17
11	Jalen Fitzpatrick	2011-14

11	Keith Gloster	1984-87
11	Pete Righi	1973-75
11	Clint Graves [^]	1970-72

Avg	Name	Years
26.0	Keith Gloster	1984-87
20.5	Willie Marshall	1983-86
20.0	Troy Kersey	1994-97
18.7	Kevin Walker	1995-97
17.6	Van Johnson	1992-96
16.9	Randy Grossman (TE)	1971-73
16.7	Marc Baxter	1992-95
16.6	Steve Watson	1975-78
16.4	Adonis Jennings	2015-17
16.0	Russell Carter	1981-84
15.7	Jeff Stempel	1973-75
15.3	Keith Kirkwood	2014, 16-17 (minimum 50 receipts.)

SEASON

Yards	Name	Year
1,067	Jadan Blue	2019
964	Gerald Lucear	1979
939	Robby Anderson	2015
904	Branden Mack	2019
902	Van Johnson	1996
895	Ventell Bryant	2016
893	Willie Marshall	1985
866	Zamir Cobb	2003
791	Robby Anderson	2013
747	Sean Dillard	2001
742	Adonis Jennings	2017
731	Bruce Francis	2007
730	Jalen Fitzpatrick	2014
724	Michael Campbell	2010
707	Clint Graves	1972
690	Ventell Bryant	2018
688	Kevin Walker	1997
687	Bruce Francis	2008
683	Randy Grossman (TE)	1973
678	Phil Goodman	2003
677	Phil Goodman	2004
671	Keith Kirkwood	2017

Rcpts	Name	Year
95	Jadan Blue	2019
74	Zamir Cobb	2003
70	Robby Anderson	2015
63	Clint Graves	1972
59	Branden Mack	2019
54	Ventell Bryant	2016
53	Jalen Fitzpatrick	2014
51	Ventell Bryant	2018
51	Sean Dillard	2001
51	Carlos Johnson	1999
50	Van Johnson	1996
48	Rich Drayton	1990
47	Isaiah Wright	2019
47	Phil Goodman	2004
47	Phil Goodman	2003
47	Bruce Francis	2007
47	Gerald Lucear	1981
46	Isaiah Wright	2017

45	Keith Kirkwood	2017
45	Michael Campbell	2010
45	Bruce Francis	2008
45	Zamir Cobb	2002
45	Gerald Lucear	1979

TDs	Name	Year
13	Bruce Francis	2008
13	Gerald Lucear	1979
9	Robby Anderson	2013
9	Willie Marshall	1985
8	Van Johnson	1996
8	Pete Righi	1974
7	Branden Mack	2019
7	Adonis Jennings	2017
7	Keith Kirkwood	2017
7	Robby Anderson	2015

Avg	Name	Year
22.3	Willie Marshall	1985
21.4	Gerald Lucear	1979
18.0	Robby Anderson	2013
18.0	Van Johnson	1996
17.7	Adonis Jennings	2017
16.6	Ventell Bryant	2016
16.1	Michael Campbell	2010
15.6	Bruce Francis	2007
15.5	Steve Watson	1978
15.4	Keith Kirkwood	2016
15.3	Branden Mack	2019 (minimum 40 receipts.)

FRESHMAN SEASON

Yards	Name	Year
579	Ventell Bryant	2015
355	Sean Szarka	2002
378	Carlos Johnson	1998
362	Willie Marshall	1983
301	Troy Kersey	1994
286	Rich Drayton	1987

Rcpts	Name	Year
39	Ventell Bryant	2015
22	Sean Szarka	2002
19	Willie Marshall	1983
18	Carlos Johnson	1998
18	Rich Drayton	1987
16	Sean Dillard	1999
16	Troy Kersey	1994
15	Re'Mahn Davis (RB)	2019
14	Bruce Francis	2005

TDs	Name	Year
6	Carlos Johnson	1998
4	Sean Szarka	2002
3	Ventell Bryant	2015

GAME

Yards	Name	Opponent/Year
239	Robby Anderson	at SMU/2013
214	Van Johnson	at Pitt/1996
209	Jason Harper	@Kent State/2008
204	Travis Shelton	at No. Ill./2006

184	Robby Anderson	UCF/2013
184	Rich Drayton	at Rutgers/1988
183	Willie Marshall	Pitt/1985
178	Troy Kersey	at E.Michigan/1996
175	Gerald Lucear	at Villanova/1979
171	Branden Mack	UConn/2019
168	Ventell Bryant	at Tulane/2016
160	Willie Marshall	at Syracuse/1985
155	Mike Palys	BC/1988
154	Adonis Jennings	W.Forest/2016
151	Ventell Bryant	W.Forest/2016
151	Bruce Francis	at Navy/2008
150	Robby Anderson	@#19 Hou./2015
150	Jahad Thomas	at Houston/2014
150	Ken Williams	at Syracuse/1976
150	Pete Righi	Penn State/1975

Rcpts Name Opponent/Year

15	Clint Graves	Rhode Island/1972
13	Jadan Blue	at Memphis/2020
13	Jadan Blue	at Cinc./2019
12	Randle Jones	at Memphis/2020
12	Jadan Blue	Tulane/2019
12	Robby Anderson	@#19 Hou./2015
11	Jadan Blue	at USF/2019
11	Ventell Bryant	W.Forest/2016
11	Michael Campbell	Ohio/2010
11	Sean Dillard	Pitt/2000
11	Van Johnson	Wash. State/1996
11	Wiley Pitts	at Wm.&Mary/1978
11	Clint Graves	West Virginia/1972
10	Jadan Blue	Bucknell/2019
10	Jason Harper	at Kent State/2008
10	Bruce Gordon	at Navy/2005
10	Zamir Cobb	Rutgers/2003
10	Gerald Lucear	at Georgia/1981

TDs Name Opponent/Year

4	Bruce Francis	E.Michigan/2008
3	Jadan Blue	at Memphis/2020
3	Carlos Johnson	Rutgers/1999
3	Van Johnson	at Pitt/1996
3	Gerald Lucear	at Villa./1979
3	Gerald Lucear	Cincinnati/1979
3	Mike Palys	BC/1988

CONSEC. GAMES W/RECEPT.

Games Name Years

48	Ventell Bryant	2015-18
38	Bruce Francis	2005-08
29	Branden Mack	2018-20
26	Greg Muckerson	1998-2001

MULTIPLE WRS W/100-YDS.

Rec Names Opp/Year

3		Cincinnati/2003
Z.Cobb (120), P.Goodman (129), T.Stubbs (123)		
2	(10x) last	at Memphis/2020
		R.Jones (118), J.Blue (115)

[^] - Graves' career numbers include the 1970 season.

YEAR-BY-YEAR (BY RECEPT)

Year	Name	Rcpts	Yards	Avg	TD
2020	Jadan Blue	41	381	9.3	5
2019	Jadan Blue	95	1,067	11.2	4
2018	Ventell Bryant	51	690	13.5	3
2017	Isaiah Wright	46	668	14.5	4
2016	Ventell Bryant	54	895	16.6	4
2015	Robby Anderson	70	939	13.4	7
2014	Jalen Fitzpatrick	53	730	14.6	6
2013	Robby Anderson	44	791	18.0	9
2012	Jalen Fitzpatrick	30	363	12.1	2
2011	Evan Rodriguez (TE)	35	479	13.7	2
2010	Michael Campbell	45	724	16.1	6
2009	Michael Campbell	27	419	15.5	3
2008	Bruce Francis	45	687	15.3	13
2007	Bruce Francis	47	731	15.6	6
2006	Bruce Francis	32	484	15.1	4
2005	Bruce Gordon	42	601	14.3	1
2004	Phil Goodman	47	677	14.4	5

Year	Name	Rcpts	Yards	Avg	TD
2003	Zamir Cobb	74	866	11.7	5
2002	Zamir Cobb	45	483	10.7	6
2001	Sean Dillard	51	747	14.6	3
2000	Greg Muckerson	41	487	12.2	2
1999	Carlos Johnson	51	520	10.2	4
1998	Carlos Johnson	18	378	21.0	6
1997	Kevin Walker	34	688	20.2	4
1996	Van Johnson	50	902	18.0	8
1995	Troy Kersey	20	469	23.5	4
	Van Johnson	20	322	16.1	2
	Kevin Walker	20	321	16.0	2
1994	Sidney Morse (FB)	39	261	6.7	1
1993	Ramondo Davidson	25	266	10.3	2
1992	Wilbur Washington	22	285	13.0	1
1991	Leslie Shepherd	26	436	16.8	4
1990	Rich Drayton	48	564	11.8	1
1989	Maurice Johnson (TE)	31	290	9.4	0
1988	Rich Drayton	26	460	17.7	3

Year	Name	Rcpts	Yards	Avg	TD
1987	Rich Drayton	18	286	15.9	1
1986	Willie Marshall	30	514	17.1	1
1985	Willie Marshall	40	893	22.3	9
1984	Willie Marshall	22	503	22.9	4
1983	Russell Carter	31	482	15.5	1
1982	Reggie Brown	43	591	13.7	3
1981	Gerald Lucear	47	493	10.5	2
1980	Gerald Lucear	29	387	20.8	3
1979	Gerald Lucear	45	964	21.4	13
1978	Steve Watson	41	637	15.5	3
1977	Steve Watson	31	573	18.5	2
1976	Ken Williams	35	580	16.6	6
1975	Jeff Stempel (TE)	30	510	17.0	2
1974	Pete Righi	35	608	17.4	8
1973	Randy Grossman (TE)	39	683	17.5	4
1972	Clint Graves	63	707	11.3	3
1971	Randy Grossman (TE)	27	473	17.5	3

PASSING LEADERS (1971-PRESENT)

CAREER

Yards	Name	Years
10,669	Phillip Walker	2013-16
7,495	Henry Burris	1993-96
6,287	Anthony Russo	2017-20
5,967	Mike McGann	2001-05
5,171	Lee Saltz	1983-86
5,024	Adam DiMichele	2006-08
3,947	Devin Scott	1998-01
3,913	Doug Shobert ^	1970-72
3,902	Brian Broomell	1976-79
3,679	Tim Riordan	1981-83
3,651	Matt Baker	1987-90
3,472	Walter Washington	2003-04
3,262	Steve Joachim	1973-74
3,217	Pat Carey	1975-77

Cmpl	Name	Years
830	Phillip Walker	2013-16
558	Henry Burris	1993-96
536	Anthony Russo	2017-20
512	Mike McGann	2001-05
407	Adam DiMichele	2006-08
401	Devin Scott	1998-01
339	Lee Saltz	1983-86
341	Doug Shobert ^	1970-72
313	Tim Riordan	1981-83
297	Walter Washington	2003-04
285	Matt Baker	1987-90
263	Brian Broomell	1976-79

Atts	Name	Years
1,458	Phillip Walker	2013-16
1,138	Henry Burris	1993-96
1,040	Mike McGann	2001-05
899	Anthony Russo	2017-20
681	Devin Scott	1998-01
674	Adam DiMichele	2006-08
655	Lee Saltz	1983-86
598	Doug Shobert ^	1970-72
598	Tim Riordan	1981-83
539	Walter Washington	2003-04
514	Matt Baker	1987-90
500	Brian Broomell	1976-79

TDs	Name	Years
74	Phillip Walker	2013-16
49	Henry Burris	1993-96
44	Anthony Russo	2017-20
40	Adam DiMichele	2006-08
35	Brian Broomell	1976-79
33	Lee Saltz	1983-86
31	Steve Joachim	1973-74
26	Doug Shobert ^	1970-72
25	Mike McGann	2001-05
24	Matt Baker	1987-90
21	Devin Scott	1998-01
20	Tim Riordan	1981-83

INTs	Name	Years
50	Mike McGann	2001-05
45	Henry Burris	1993-96
44	Phillip Walker	2013-16
43	Doug Shobert ^	1970-72
32	Anthony Russo	2017-20
31	Brian Broomell	1976-79
31	Doug Shobert	1970-72

SEASON

Yards	Name	Year
3,295	Phillip Walker	2016
2,972	Phillip Walker	2015
2,861	Anthony Russo	2019
2,716	Henry Burris	1994
2,563	Anthony Russo	2018
2,317	Phillip Walker	2014
2,207	Walter Washington	2004
2,103	Brian Broomell	1979
2,084	Phillip Walker	2013
2,084	Henry Burris	1996
2,004	Henry Burris	1995
1,994	Mike McGann	2002
1,950	Steve Joachim	1974
1,911	Adam DiMichele	2008
1,875	Lee Saltz	1985
1,840	Tim Riordan	1982
1,815	Devin Scott	1999
1,732	Tim Riordan	1983
1,729	Lee Saltz	1986
1,658	Logan Marchi	2017
1,600	Frank Nuttle	2017

Cmpl	Name	Year
246	Anthony Russo	2019
245	Phillip Walker	2015
230	Phillip Walker	2016
222	Devin Scott	1999
215	Henry Burris	1994
203	Phillip Walker	2014
198	Anthony Russo	2018
187	Walter Washington	2004
173	Mike McGann	2002
157	Tim Riordan	1982
152	Phillip Walker	2013

Atts	Name	Year
432	Phillip Walker	2015
419	Anthony Russo	2019
409	Henry Burris	1994
395	Phillip Walker	2016
381	Phillip Walker	2014
368	Devin Scott	1999
353	Mike McGann	2002
345	Anthony Russo	2018
332	Walter Washington	2004
300	Henry Burris	1995
280	Henry Burris	1996
277	Tim Riordan	1983

TDs	Name	Year
22	Phillip Walker	2016
22	Brian Broomell	1979
21	Anthony Russo	2019
21	Henry Burris	1994
20	Phillip Walker	2013
20	Steve Joachim	1974
19	Phillip Walker	2015
18	Adam DiMichele	2008
14	Anthony Russo	2018

INTs	Name	Year
22	Mike McGann	2002
17	Henry Burris	1995
15	Phillip Walker	2014
15	Brian Broomell	1978
14	Anthony Russo	2018
13	Phillip Walker	2016
13	Steve Joachim	1974

GAME

Yards	Name	Opponent/Year
445	Phillip Walker	at Memphis/2016
445	Henry Burris	at Pitt/1996
444	Anthony Russo	at #9UCF/2018
409	Anthony Russo	Bucknell/2019
396	Phillip Walker	W.Forest/2016
392	Henry Burris	Syracuse/1994
391	Phillip Walker	at UMass/2015
387	Anthony Russo	at Mem./2020
382	Phillip Walker	UCF/2013
370	Adam DiMichele	E.Mich./2008
368	Mike Geradi	Kent State/2010
356	Logan Marchi	UConn/2017
340	Adam DiMichele	at Navy/2008
340	Mike McGann	Syracuse/2002
338	Mike McGann	at Cin./2003
337	Phillip Walker	at Tulane/2016
336	Devin Scott	at Maryland/2000
336	Henry Burris	at Pitt/1994
328	Phillip Walker	at Memphis/2013

Cmpl	Name	Opponent/Year
41	Anthony Russo	at Mem./2020
36	Phillip Walker	at Memphis/2016
36	Devin Scott	Rutgers/1999
33	Logan Marchi	UConn/2017
32	Anthony Russo	Bucknell/2019
32	Henry Burris	Syracuse/1994
31	Anthony Russo	at #9UCF/2018
30	Walter Washington	Pitt/2004
29	Phillip Walker	Navy/2014
28	Phillip Walker	W.Forest/2016
28	Phillip Walker	at UMass/2015
28	Mike Geradi	Ohio/2010
26	Phillip Walker	at Hou./2015
26	Phillip Walker	at SMU/2013
26	Phillip Walker	UConn/2013
26	Mike McGann	at Cin./2003

C%	Name	Opponent/Year
100.0	Chester Stewart (9-9)	at Md./2011
92.0	Lee Saltz (12-13)	Pitt/1984

Atts	Name	Opponent/Year
63	Anthony Russo	at Mem./2020
59	Phillip Walker	at Memphis/2016
54	Logan Marchi	UConn/2017
53	Henry Burris	Syracuse/1994
52	Anthony Russo	at #9UCF/2018
52	Mike McGann	Pitt/2001
51	Anthony Russo	at Buffalo/2019
49	Phillip Walker	W.Forest/2016
49	Phillip Walker	Navy/2014
48	Phillip Walker	at USF/2015
48	Phillip Walker	at UMass/2015
48	Mike Geradi	Ohio/2010

TDs	Name	Opponent/Year
6	Adam DiMichele	E.Mich./2008
4	Anthony Russo	at Mem./2020
4	Anthony Russo	Bucknell/2019
4	Anthony Russo	at #9UCF/2018
4	Anthony Russo	ECU/2018
4	Frank Nuttle	Navy/2017
4	Phillip Walker	at SMU/2015
4	Phillip Walker	at Memphis/2013
4	Phillip Walker	at SMU/2013
4	Phillip Walker	UCF/2013
4	Adam DiMichele	BGSU/2007
4	Henry Burris	Syracuse/1994

INTs	Name	Opponent/Year
5	Chris Paliscak	at Akron/1992

Long	QB/Receiver	Opponent/Year
96t	L.Saltz/K.Gloster	at Cin./1985
89t	T.Centeio/T.Williams	Bucknell/2019
87t	H.Burris/V.Johnson	at Pitt/1996
83t	Fitzpatrick/Anderson	SMU/2013
80t	M.Gerardi/R.Streater	BGSU/2010
80t	D.Scott/C.Johnson	at V-Tech/1998
80t	M.Baker/M.Palys	BC/1988
79t	A.Russo/J.Blue	Maryland/2019
79	L.Saltz/W.Marshall	Pitt/1985
78t	P.Carey/K.Williams	URI/1975
77	H.Burris/T.Kersey	V-Tech/1995
75t	T.Beatty/R.Jones	SMU/2020
75t	A.Russo/B.Mack	UCF/2019
75t	P.Walker/V.Bryant	at SMU/2015
75t	Walker/Fitzpatrick	at PSU/2014
75t	P.Walker/C.Coyer	at Mem./2013
75t	P.Walker/R.Anderson	UCF/2013
75t	V.Charlton/J.Nixon	Villa./2009
75t	L.Saltz/W.Marshall	at Syr./1985
75t	B.Broomell/G.Lucar	Villa./1979
75	P.Walker/J.Thomas	at Tulane/2014

^ - Shobert's career numbers include the 1970 season.

YEAR-BY-YEAR

Year	Name	Yards	Att	Cmpl	INT	TD
2020	Anthony Russo	868	135	92	6	9
2019	Anthony Russo	2,861	419	246	12	21
2018	Anthony Russo	2,563	345	198	14	14
2017	Logan Marchi	1,658	245	136	8	9
2016	Phillip Walker	3,295	395	230	13	22
2015	Phillip Walker	2,972	432	245	8	19
2014	Phillip Walker	2,317	381	203	15	13
2013	Phillip Walker	2,084	250	152	8	20
2012	Chris Coyer	946	164	84	4	8
2011	Chester Stewart	743	83	54	2	2
2010	Mike Gerardi	1,290	156	93	8	10
2009	Vaughn Charlton	1,390	213	107	11	10
2008	Adam DiMichele	1,911	231	134	6	18
2007	Adam DiMichele	1,595	223	138	10	12
2006	Adam DiMichele	1,518	220	135	12	10
2005	Mike McGann	1,469	250	122	13	3
2004	Walter Washington	2,207	332	187	6	10

Year	Name	Yards	Att	Cmpl	INT	TD
2003	Mike McGann	1,405	235	123	6	5
2002	Mike McGann	1,994	353	173	22	13
2001	Mike McGann	934	190	87	9	3
2000	Devin Scott	1,456	216	136	7	5
1999	Devin Scott	1,815	369	222	12	12
1998	Devin Scott	459	69	25	3	3
1997	Pat Bonner	1,561	202	107	12	7
1996	Henry Burris	2,084	280	142	8	12
1995	Henry Burris	2,004	300	139	17	11
1994	Henry Burris	2,716	409	215	12	21
1993	Henry Burris	691	149	62	8	5
1992	Chris Paliscak	691	137	65	12	2
1991	Trent Thompson	927	172	79	9	5
1990	Matt Baker	1,462	222	134	9	7
1989	Anthony Richardson	812	126	68	6	2
1988	Matt Baker	1,539	193	101	11	15
1987	James Thompson	985	153	66	8	2
1986	Lee Saltz	1,729	203	117	7	12

Year	Name	Yards	Att	Cmpl	INT	TD
1985	Lee Saltz	1,875	229	107	8	13
1984	Lee Saltz	1,337	184	97	12	6
1983	Tim Riordan	1,732	277	143	11	7
1982	Tim Riordan	1,840	247	157	7	13
1981	Tink Murphy	1,589	245	128	10	6
1980	Tink Murphy	1,097	191	90	12	6
1979	Brian Broomell	2,103	214	120	11	22
1978	Brian Broomell	1,362	209	112	15	11
1977	Pat Carey	1,074	163	77	5	2
1976	Pat Carey	839	126	62	8	4
1975	Pat Carey	1,304	198	103	12	5
1974	Steve Joachim	1,950	221	128	13	20
1973	Steve Joachim	1,312	159	80	10	11
1972	Doug Shobert	1,416	238	130	20	8
1971	Doug Shobert	1,513	191	120	11	10
1970	Doug Shobert	984	169	91	12	8



ALL-PURPOSE LEADERS (1971-PRESENT)



CAREER

Yards	Name	Years	Rush	Rec.	Ret.
6,613	Paul Palmer	1983-86	4,895	709	1,009
5,272	Matt Brown	2009-12	2,647	126	2,499
4,732	Jahad Thomas	2013-16	2,599	998	1,135
4,577	IsWright (WR)	2016-19	552	1,552	2,473
4,502	Tanardo Sharps	1999-02	3,269	394	839
3,771	Bernard Pierce	2009-11	3,570	178	23
3,750	Anthony Anderson	1975-78	2,610	312	828
3,510	Travis Shelton	2004-08	205	784	2,521
3,226	Todd McNair	1985-88	2,383	283	560
3,173	Paul Loughran	1970-72	1,147	412	1,614
3,025	R.Armstead	2015-18	2,812	175	38
2,924	Gerald Lucear	1977-80	4	1,882	1,038
2,789	Mike Palys	1985-88	-3	760	2,032
2,758	Henry Hynoski	1972-74	2,218	413	127
2,465	Ventell Bryant	2015-18	21	2,444	0
2,492	Rich Drayton	1987-90	-22	1,693	821

SEASON

Yards	Name	Year	Rush	Rec.	Ret.
2,633	Paul Palmer	1986	1,866	110	657
1,808	Matt Brown	2011	916	7	885
1,677	Jahad Thomas	2015	1,262	216	199
1,574	Isaiah Wright (WR)	2018	84	368	1,122
1,542	Tanardo Sharps	2000	1,038	107	397
1,533	Bernard Pierce	2011	1,481	52	0
1,500	Jahad Thomas	2016	953	418	129
1,481	Tanardo Sharps	2002	1,276	205	0
1,459	Paul Loughran	1971	468	198	793
1,434	Matt Brown	2012	372	31	1,031
1,425	Mike Palys (WR)	1988	-2	517	910
1,423	Bernard Pierce	2009	1,361	39	23
1,374	Paul Loughran	1972	593	197	584
1,346	Gerald Lucear (WR)	1979	0	964	382
1,344	Anthony Anderson	1976	803	174	367

GAME

Yards	Name	Opponent/Year	Rush	Rec.	Ret.
417	Paul Palmer	at ECU/1986	349	0	68
351	Montel Harris	at Army/2012	351	0	0
342	Jahad Thomas	at Cin./2015	193	17	132
311	R.Anderson (WR)	SMU/2015	0	239	72
281	Paul Palmer	W&M/1985	281	0	0
263	Bernard Pierce	at Navy/2009	267	-4	0

* - RBs unless otherwise noted

^ - Loughran's career numbers include the 1970 season.

YEAR-BY-YEAR

ALL-PURPOSE YARDAGE

Year	Name	Yards	Rush	Rec.	Ret.
2020	Jadan Blue	586	3	381	202
2019	Jadan Blue	1,221	20	1,067	134
2018	Isaiah Wright	1,574	84	368	1,122
2017	Isaiah Wright	1,289	188	668	433
2016	Jahad Thomas	1,500	953	418	129
2015	Jahad Thomas	1,677	1,262	216	199
2014	Jahad Thomas	1,080	384	364	332
2013	R.Anderson (WR)	1,037	-4	791	250
2012	Matt Brown	1,434	372	31	1,031
2011	Matt Brown	1,808	916	7	885
2010	Matt Brown	1,090	830	70	190
2009	Bernard Pierce	1,423	1,361	39	23
2008	Travis Shelton (WR)	951	1	230	720
2007	Travis Shelton (WR)	1,013	136	133	744
2006	Travis Shelton (WR)	1,180	44	344	792
2005	Umar Ferguson	899	701	198	0
2004	W.Washington (QB)	894	889	5	0

Year	Name	Yards	Rush	Rec.	Ret.
2003	Zamir Cobb (WR)	1,121	0	866	255
2002	Tanardo Sharps	1,481	1,276	205	0
2001	Sean Dillard (WR)	985	4	747	234
2000	Tanardo Sharps	1,542	1,038	107	397
1999	Carlos Johnson (WR)	541	-1	520	22
1998	Elmarko Jackson	947	216	60	671
1997	Elmarko Jackson	1,267	645	72	550
1996	Van Johnson (WR)	892	-10	892	0
1995	Kevin Walker (WR)	749	-1	321	429
1994	Jeff Frederick (WR)	701	0	18	683
1993	Jeff Frederick (WR)	834	5	88	741
1992	Lew Lawhorn (WR)	951	0	326	625
1991	Leon Brown	907	524	24	359
1990	Rich Drayton	865	0	564	301
1989	Ventres Stevenson	849	841	8	0
1988	Mike Palys (WR)	1,425	-2	517	910
1987	Todd McNair	1,192	1,058	112	22
1986	Paul Palmer	2,633	1,866	110	657
1985	Paul Palmer	1,743	1,516	131	96

Year	Name	Yards	Rush	Rec.	Ret.
1984	Paul Palmer	1,213	885	197	131
1983	Paul Palmer	1,024	628	271	125
1982	Harold Harmon	1,006	883	123	0
1981	Jim Brown	1,076	883	108	85
1980	Kevin Duckett	873	651	103	119
1979	Gerald Lucear (WR)	1,346	0	964	382
1978	Zachary Dixon	1,254	1,153	101	0
1977	Anthony Anderson	961	756	25	180
1976	Anthony Anderson	1,344	803	174	367
1975	Tom Duff	842	752	59	31
1974	Henry Hynoski	1,280	1,006	274	0
1973	Tom Sloan	1,281	1,036	197	48
1972	Paul Loughran	1,374	593	197	584
1971	Paul Loughran	1,459	468	198	793

TOTAL OFFENSE LEADERS (1971-PRESENT)

CAREER

TotOff	Name	Years
11,432	Phillip Walker	2013-16
7,470	Henry Burris	1993-96
6,322	Anthony Russo	2017-20
6,045	Mike McGann	2001-05
5,407	Lee Saltz	1983-86
5,041	Adam DiMichele	2006-08

SEASON

TotOff	Name	Year
3,195	Phillip Walker	2016
3,179	Phillip Walker	2015
3,096	Walter Washington	2004
2,797	Anthony Russo	2019
2,641	Phillip Walker	2014
2,626	Anthony Russo	2018
2,577	Henry Burris	1994

GAME

TotOff	Name	Opponent/Year
502	Henry Burris	at Pitt/1996
500	Anthony Russo	at UCF/2018
475	Phillip Walker	at Memphis/2016
419	Anthony Russo	Bucknell/2019
396	Walter Washington	Pitt/2004
390	Adam DiMichele	E.Michigan/2008

YEAR-BY-YEAR

TOTAL OFFENSE

Year	Name	Yds.	Plays	TD**
2020	Anthony Russo	899	157	11
2019	Anthony Russo	2,797	454	23
2018	Anthony Russo	2,626	388	17
2017	Frank Nutile	1,664	232	14
2016	Phillip Walker	3,195	460	23
2015	Phillip Walker	3,179	513	21
2014	Phillip Walker	2,641	487	16
2013	Phillip Walker	2,416	340	23
2012	Chris Coyer	1,390	275	10
2011	Bernard Pierce (RB)	1,481	273	27
2010	Mike Gerardi	1,271	177	11
2009	Bernard Pierce (RB)	1,361	236	16
2008	Adam DiMichele	2,002	292	21
2007	Adam DiMichele	1,705	298	14
2006	Adam DiMichele	1,334	293	10
2005	Mike McGann	1,414	303	3

Year	Name	Yds.	Plays	TD**
2004	Walter Washington	3,096	554	25
2003	Walter Washington	1,844	363	14
2002	Mike McGann	2,194	448	16
2001	Mike McGann	801	220	3
2000	Devin Scott	1,450	285	6
1999	Devin Scott	1,749	423	12
1998	Stacey Mack	749	125	4
1997	Pat Bonner	1,544	253	8
1996	Henry Burris	2,185	381	16
1995	Henry Burris	2,044	366	15
1994	Henry Burris	2,577	469	24
1993	Henry Burris	664	173	6
1992	Chris Paliscak	642	143	2
1991	Trent Thompson	1,154	239	6
1990	Matt Baker	1,569	272	8
1989	Anthony Richardson	846	170	3
1988	Matt Baker	1,615	291	15
1987	Todd McNair (RB)	1,058	249	6

Year	Name	Yds.	Plays	TD**
1986	Paul Palmer (RB)	1,866	346	15
1985	Lee Saltz	1,874	289	16
1984	Lee Saltz	1,357	290	6
1983	Tim Riordan	1,658	340	9
1982	Tim Riordan	1,842	336	15
1981	Tink Murphy	1,549	279	8
1980	Tink Murphy	1,165	232	7
1979	Brian Broomell	2,352	214	26
1978	Brian Broomell	1,574	302	15
1977	Pat Carey	1,068	207	3
1976	Pat Carey	836	201	6
1975	Pat Carey	1,321	270	6
1974	Steve Joachim	2,227	331	29
1973	Steve Joachim	1,436	235	20
1972	Doug Shobert	1,293	263	8
1971	Doug Shobert	1,396	216	10

** Touchdowns responsible for (rushing and passing)

KICKOFF RETURN LEADERS (1971-PRESENT)

CAREER

Yards	Name	Years
2,242	Travis Shelton	2006-08
2,029	Isaiah Wright	2016-19
1,590	Mike Palys	1985-88
1,493	Matt Brown	2011-12
1,410	Jeff Frederick	1992-94
1,370	Makonnen Fenton	2001-03
1,313	Elmarko Jackson	1997-99
1,037	Lew Lawhorn	1991-93

No	Name	Years
84	Isaiah Wright	2016-19
84	Travis Shelton	2006-08
76	Mike Palys	1985-88
74	Jeff Frederick	1992-94
61	Elmarko Jackson	1997-99
59	Matt Brown	2011-12
58	Makonnen Fenton	2001-03

TDs	Name	Years
2	Isaiah Wright	2016-19
2	Matt Brown	2009-12
2	James Nixon	2008-10
2	Travis Shelton	2004-08
2	Makonnen Fenton	2001-03
2	Lew Lawhorn	1991-93

SEASON

Yards	Name	Year
873	Isaiah Wright	2018
793	Mike Palys	1988
790	Matt Brown	2012
778	Travis Shelton	2006
744	Travis Shelton	2007
726	Jeff Frederick	1993
720	Travis Shelton	2008
718	Mike Palys	1987
703	Matt Brown	2011
687	Jamil Porter	2004
671	Elmarko Jackson	1998
657	Paul Palmer	1986
634	Kevin McCoy	1990
600	Lew Lawhorn	1992

No	Name	Year
37	Jeff Frederick	1993
37	Mike Palys	1987
34	Travis Shelton	2007
34	Mike Palys	1988
33	Isaiah Wright	2018
32	Jamil Porter	2004
31	Matt Brown	2012
30	Elmarko Jackson	1998
30	Lew Lawhorn	1992
29	Jeff Frederick	1994
28	Matt Brown	2011
28	Paul Palmer	1986

TDs	Name	Year
2	James Nixon	2009
2	Lew Lawhorn	1992
1	Isaiah Wright	2018
1	Isaiah Wright	2017
1	Jahad Thomas	2016
1	Matt Brown	2012
1	Matt Brown	2011
1	Jamal Schulters	2008
1	Travis Shelton	2008
1	Travis Shelton	2006
1	Makonnen Fenton	2002
1	Makonnen Fenton	2001
1	Elmarko Jackson	1997
1	Zachary Dixon	1977
1	Paul Loughran	1971

GAME

Yards	Name	Opponent/Year
227	Matt Brown	at #12Louisville/2012
205	Travis Shelton	at Clemson/2006
169	Isaiah Wright	Wake Forest/2016
157	Travis Shelton	at Army/2007
157	Travis Shelton	BGSU/2006

No	Name	Opponent/Year
8	Mike Palys	Houston/1987
7	Matt Brown	at #12Louisville/2012
6	Isaiah Wright	Wake Forest/2016
5	Jamil Porter	at UConn/2004

TDs	Name	Opponent/Year
1	(16x) last by Isaiah Wright	at UConn/2018

Long	Name	Opponent/Year
100t	Jahad Thomas	at Cin./2015
100t	Matt Brown	Kent State/2011
100t	James Nixon	at Navy/2009
99t	Isaiah Wright	at UConn/2018
98t	Isaiah Wright	at Cin./2017
98t	Jamal Schulters	at Army/2008
96t	Travis Shelton	BGSU/2006
96t	Paul Loughran	BU/1971
95t	Elmarko Jackson	BC/1997
94t	Makonnen Fenton	@UConn/2002
94t	Makonnen Fenton	UConn/2001
94t	Lew Lawhorn	at BC/1992
93t	Matt Brown	at Louisville/2012
92t	Travis Shelton	at Kent State/2008
92t	James Nixon	Buffalo/2009
90t	Zachary Dixon	S.Illinois/1977
89t	Lew Lawhorn	at Wash.St./1992
82	Franklin McBride	Syracuse/1996
78	Matt Brown	at Maryland/2011
77	Matt Brown	at Pitt/2012
74	Isaiah Wright	Duke [IB]/2018
74	Travis Shelton	at PSU/2008

t = touchdown

YEAR-BY-YEAR

Year	Name	No.	Yds.	Avg.	TD
2020	Jadan Blue	11	202	18.4	0
2019	Isaiah Wright	27	554	20.5	0
2018	Isaiah Wright	33	873	26.5	1
2017	Mike Jones	27	599	22.2	0
2016	Isaiah Wright	11	278	25.3	0
2015	Jager Gardner	16	359	22.4	0
2014	Jahad Thomas	14	332	23.7	0
2013	Jahad Thomas	24	476	19.8	0
2012	Matt Brown	31	790	25.5	1
2011	Matt Brown	28	703	25.1	1
2010	James Nixon	24	561	23.4	0
2009	James Nixon	17	497	29.2	2
2008	Travis Shelton	23	720	31.3	1
2007	Travis Shelton	34	744	21.9	0
2006	Travis Shelton	27	778	28.8	1
2005	Michael Billops	19	340	17.9	0

Year	Name	No.	Yds.	Avg.	TD
2004	Jamil Porter	32	687	21.5	0
2003	Makonnen Fenton	24	468	19.5	0
2002	Makonnen Fenton	14	380	27.1	1
2001	Makonnen Fenton	20	522	26.1	1
2000	Tanardo Sharps	20	397	19.9	0
1999	Matt Johnson	20	353	17.6	0
1998	Elmarko Jackson	30	671	22.4	0
1997	Elmarko Jackson	25	550	22.0	1
1996	Kenyatta Carter	20	398	19.9	0
1995	Kevin Walker	18	301	16.7	0
1994	Jeff Frederick	29	572	19.7	0
1993	Lew Lawhorn	20	417	20.9	0
1992	Lew Lawhorn	30	600	30.0	2
1991	Leon Brown	15	359	23.9	0
1990	Kevin McCoy	25	634	25.4	0
1989	Leslie Shepherd	25	554	22.2	0
1988	Mike Palys	34	793	23.3	0

Year	Name	No.	Yds.	Avg.	TD
1987	Mike Palys	37	718	19.4	0
1986	Todd McNair	6	123	20.5	0
1985	Todd McNair	15	260	17.3	0
1984	Pervis Herder	11	182	16.5	0
1983	Pervis Herder	16	290	18.1	0
1982	Sherman Myers	14	333	23.8	0
1981	Joe Baiunco	11	199	18.1	0
1980	Gerald Lucear	16	284	17.8	0
1979	Gerald Lucear	13	313	24.1	0
1978	Gerald Lucear	13	318	24.5	0
1977	Wiley Pitts	15	296	19.7	0
1976	Anthony Anderson	18	367	20.4	0
1975	Bob Mizia	14	251	17.9	0
1974	Bob Mizia	14	302	21.6	0
1973	Charles Griffin	9	136	15.1	0
1972	Paul Loughran	19	438	23.1	0
1971	Paul Loughran	15	502	33.5	1



PUNT RETURN LEADERS (1971-PRESENT)



CAREER

Yards	Name	Years
715	Anthony Young	1981-84
697	Delano Green	2007-10
514	Bob Mizia	1973-75
511	Zamir Cobb	2001-03
491	Paul Loughran [^]	1970-72
444	Isaiah Wright	2016-19
442	Mike Palys	1985-88
431	Matt Brown	2009-12
296	Sean Dillard	1999-02
284	Rich Drayton	1987-90

No	Name	Years
74	Anthony Young	1981-84
70	Bob Mizia	1973-75
68	Delano Green	2007-10
50	Mike Palys	1985-88
49	Zamir Cobb	2001-03
49	Paul Loughran [^]	1970-72
43	Isaiah Wright	2016-19
36	Matt Brown	2009-12
33	Sean Dillard	1999-02
28	Rich Drayton	1987-90

TDs	Name	Years
3	Isaiah Wright	2016-19
3	Anthony Young	1981-84
2	Delano Green	2007-10
2	Bob Mizia	1973-75
2	Paul Loughran [^]	1970-72

[^] - Loughran's career numbers include the 1970 season.

SEASON

Yards	Name	Year
305	Anthony Young	1982
291	Paul Loughran	1971
260	Anthony Young	1984
249	Isaiah Wright	2018
241	Matt Brown	2012
234	Sean Dillard	2001
233	Delano Green	2009
227	Zamir Cobb	2003
222	Zamir Cobb	2002
219	Delano Green	2008
216	Bob Mizia	1975
206	Sean Chandler	2015
202	Bob Mizia	1973

No	Name	Year
26	Sean Dillard	2001
26	Anthony Young	1984
26	Anthony Young	1982
25	Bob Mizia	1975
25	Paul Loughran	1971
23	Zamir Cobb	2002
23	Mike Palys	1987
23	Bob Mizia	1973
22	Anthony Young	1983
22	Bob Mizia	1974
21	Delano Green	2010
21	Zamir Cobb	2003
20	Delano Green	2008
20	Leslie Shepherd	1991

TDs	Name	Year
2	Isaiah Wright	2018
2	Delano Green	2009
2	Anthony Young	1982
1	Ty Mason	2018
1	Isaiah Wright	2017
1	Khalif Herbin	2014
1	Jeff Frederick	1994
1	Rich Drayton	1990
1	Todd McNair	1985
1	Anthony Young	1984
1	Bob Mizia	1975
1	Bob Mizia	1973
1	Paul Loughran	1972
1	Paul Loughran	1971
1	Zamir Cobb	
1	Nate L. Smith	
1	Samuel Benjamin	
1	Robert Keels	
1	Alshermond Singleton	
1	Deadrake Epps	
1	Kevin Cary	

GAME

Yards	Name	Opponent/Year
129	Isaiah Wright	ECU/2018
99	Jeff Frederick	Syracuse/1994
99	Anthony Young	Cincinnati/1984
96	Zamir Cobb	MTSU/2003

No	Name	Opponent/Year
9	Sean Dillard	UConn/2001
6	Marquise Liverpool	NIU/2007
5	Isaiah Wright	Bucknell/2019
5	Isaiah Wright	ECU/2018
5	Ryan Alderman	at Idaho/2013
5	Delano Green	Kent St./2009
5	Zamir Cobb	Pitt/2003
5	Zamir Cobb	at Rutgers/2002

TDs	Name	Opponent/Year
1	(24x) last by Isaiah Wright	ECU/2018

Long	Name	Opponent/Year
95t	Rich Drayton	Austin Peay/1990
84t	Khalif Herbin	Del.State/2014
82t	Todd McNair	BYU/1985
82t	Anthony Young	Cincinnati/1984
79t	Paul Loughran	WVU/ 1972
78t	Bob Mizia	at Villanova/1975
74t	Jeff Frederick	Syracuse/1994
74	Zamir Cobb	at MTSU/2003
73t	Isaiah Wright	USF/2018
72t	Isaiah Wright	at Tulsa/2017
67t	Bob Mizia	at Holy Cross/1973
66t	Delano Green	at Akron/2009
65t	Anthony Young	at Colgate/1982
65	Sean Chandler	UCF/2015
59t	Isaiah Wright	ECU/2018
58t	Anthony Young	at Louisville/1982

t = touchdown

YEAR-BY-YEAR

Year	Name	No.	Yds.	Avg.	TD
2020	Willie Erdman	4	25	6.2	0
2019	Isaiah Wright	11	69	6.3	0
2018	Isaiah Wright	19	249	13.1	2
2017	Isaiah Wright	11	109	9.9	1
2016	Jahad Thomas	8	101	12.6	0
2015	Sean Chandler	17	206	12.1	0
2014	Khalif Herbin	7	108	15.4	1
2013	Ryan Alderman	10	58	5.8	0
2012	Matt Brown	17	241	14.2	0
2011	Matt Brown	18	182	10.1	0
2010	Delano Green	21	172	8.2	0
2009	Delano Green	17	233	11.6	2
2008	Delano Green	20	219	10.9	0
2007	Marquise Liverpool	15	81	5.4	0
2006	Tim Brown	4	20	5.0	0
2005	Nick Santa-Cruz	6	24	4.0	0

Year	Name	No.	Yds.	Avg.	TD
2004	Phil Goodman	10	103	10.3	0
2003	Zamir Cobb	21	227	10.8	0
2002	Zamir Cobb	23	222	9.7	0
2001	Sean Dillard	26	234	9.0	0
2000	Mac DeVito	12	88	7.3	0
1999	Kevin Harvey	13	87	6.7	0
1998	Kevin Harvey	7	56	8.0	0
1997	Excel Lucas	12	48	4.0	0
1996	Excel Lucas	8	45	5.6	0
1995	Kevin Walker	14	128	9.1	0
1994	Jeff Frederick	6	111	18.5	1
1993	Marc Baxter	11	79	7.2	0
1992	Marc Baxter	12	167	13.9	0
1991	Leslie Shepherd	20	116	5.8	0
1990	Rich Drayton	15	196	13.1	1
1989	Rich Drayton	13	88	6.8	0
1988	Mike Palys	18	117	6.5	0

Year	Name	No.	Yds.	Avg.	TD
1987	Mike Palys	23	191	8.3	0
1986	Mike Palys	9	134	14.9	0
1985	Todd McNair	6	110	18.3	1
1984	Anthony Young	26	260	10.0	1
1983	Anthony Young	22	150	6.8	0
1982	Anthony Young	26	305	11.7	2
1981	Gene Feingold	10	62	6.2	0
1980	Art Hood	4	24	6.0	0
1979	Gerald Luceur	12	69	5.8	0
1978	Gerald Luceur	11	46	4.2	0
1977	Bob Salla	17	32	1.9	0
1976	Bob Salla	11	37	3.4	0
1975	Bob Mizia	25	216	8.6	1
1974	Bob Mizia	22	124	5.7	0
1973	Bob Mizia	23	202	8.8	1
1972	Paul Loughran	19	146	7.7	1
1971	Paul Loughran	25	291	11.6	1



SCORING LEADERS (1971-PRESENT)



CAREER

Points	Name	Years
338	Brandon McManus	2009-12
324	Bernard Pierce	2009-11
264	Paul Palmer	1983-86
252	Austin Jones	2014-17
234	Jahad Thomas	2013-16
228	Bill Wright	1985-88
220	Don Bitterlich	1973-75
204	Ryquell Armstead	2015-18
190	Cap Poklemba	1999-02
177	Will Mobley	2018-20
156	Nick Mike-Mayer	1970-72
152	Aaron Boumerhi	2016-18
150	Matt Brown	2009-12
144	Anthony Anderson	1975-78
141	Bob Clauser	1978-82
138	Bruce Francis	2005-08
132	Tanardo Sharps	1999-2002
128	Bob Wright	1988-90
127	Jake Brownell	2006-09
126	Kenneth Harper	2011-14
126	Walter Washington	2003-04
126	Henry Hynoski	1972-74

TDs	Name	Years
54	Bernard Pierce	2009-11
43	Paul Palmer	1983-86
39	Jahad Thomas	2013-16
34	Ryquell Armstead	2015-17
25	Matt Brown	2009-12
24	Anthony Anderson	1975-78
23	Bruce Francis	2005-08
22	Tanardo Sharps	1999-2002
21	Kenneth Harper	2011-14
21	Walter Washington	2003-04
21	Henry Hynoski	1972-74

SEASON

Points	Name	Year
162	Bernard Pierce (RB)	2011
114	Jahad Thomas (RB)	2016
114	Jahad Thomas (RB)	2015
113	Austin Jones	2015
98	Brandon McManus	2011
96	Brandon McManus	2009
96	Bernard Pierce (RB)	2009
95	Don Bitterlich	1975
92	Walter Washington (QB)	2004
90	Paul Palmer (RB)	1986
87	Will Mobley	2018
85	Bob Wright	1990
84	Ryquell Armstead (RB)	2016
78	Ryquell Armstead (RB)	2018
78	Bruce Francis (WR)	2008
78	Bill Wright	1986
78	Gerald Lucear (WR)	1979
74	Aaron Boumerhi	2016
74	Brandon McManus	2012
73	Aaron Boumerhi	2017
72	Montel Harris (RB)	2012
71	Will Mobley	2019
71	Don Bitterlich	1974
70	Brandon McManus	2010

TDs	Name	Year
27	Bernard Pierce (RB)	2011
19	Jahad Thomas (RB)	2016
19	Jahad Thomas (RB)	2015
16	Bernard Pierce (RB)	2009
15	Walter Washington (QB)	2004
15	Paul Palmer (RB)	1986
14	Ryquell Armstead (RB)	2016
13	Ryquell Armstead (RB)	2018
13	Bruce Francis (WR)	2008
13	Gerald Lucear (WR)	1979
12	Montel Harris (RB)	2012

GAME

Points	Name	Opponent/Year
42	Montel Harris	at Army/2012
36	Ryquell Armstead	at Hou./2018
30	Bernard Pierce	at Md./2011
24	Walter Washington	at WVU/2003
24	Bruce Francis	E.Michigan/2008

TDs	Name	Opponent/Year
7	Montel Harris	at Army/2012
6	Ryquell Armstead	at Hou./2018
5	Bernard Pierce	at Md./2011
4	Walter Washington	at WVU/2003
4	Bruce Francis	E.Michigan/2008

YEAR-BY-YEAR

Year	Name	Pts	TD	PAT	FG
2020	Jadan Blue (WR)	30	5	0	0
2019	Will Mobley	71	0	38	11
2018	Will Mobley	87	0	54	11
2017	Aaron Boumerhi	73	0	28	15
2016	Jahad Thomas (RB)	114	19	0	0
2015	Jahad Thomas (RB)	114	19	0	0
2014	Austin Jones	69	0	30	13
2013	Kenneth Harper (RB)	66	11	0	0
2012	Brandon McManus	74	0	32	14
2011	Bernard Pierce (RB)	162	27	0	0
2010	Brandon McManus	70	0	31	13
2009	Brandon McManus	96	0	45	17
	Bernard Pierce (RB)	96	16	0	0
2008	Bruce Francis (WR)	78	13	0	0
2007	Jake Brownell	57	0	18	13
2006	Travis Shelton (WR)	26	4	(1)	0
2005	Umar Ferguson (RB)	36	6	0	0

Year	Name	Pts	TD	PAT	FG
2004	W.Washington (QB)	92	15	(1)	0
2003	Jared Davis	53	0	23	10
2002	Cap Poklemba	64	0	22	14
2001	Cap Poklemba	42	0	15	9
2000	Tanardo Sharps (RB)	60	10	0	0
1999	Cap Poklemba	31	0	19	4
1998	Carlos Johnson (WR)	36	6	0	0
	Stacey Mack (RB)	36	6	0	0
	Dave Nicholl	36	0	24	4
1997	Stacey Mack (RB)	60	10	0	0
1996	Ramod Lee (RB)	60	10	0	0
1995	Zane Michalski	37	0	19	6
1994	Rich Maston	52	0	25	9
1993	Rich Maston	23	0	14	3
1992	Sam Jenkins (RB)	36	6	0	0
1991	Mike Knuth	33	0	12	7
1990	Bob Wright	85	0	28	19
1989	Bob Wright	43	0	16	9

Year	Name	Pts	TD	PAT	FG
1988	Bill Wright	55	0	22	11
1987	Bill Wright	60	0	12	16
1986	Paul Palmer (RB)	90	15	0	0
1985	Paul Palmer (RB)	64	10	(2)	0
1984	Paul Palmer (RB)	60	10	0	0
1983	Paul Palmer (RB)	50	8	(1)	0
1982	Bob Clauser	62	0	26	12
1981	Jim Brown (RB)	66	11	0	0
1980	Bob Clauser	36	0	18	6
1979	Gerald Lucear (WR)	78	13	0	0
1978	Zachary Dixon (RB)	60	10	0	0
1977	Anthony Anderson	66	11	0	0
1976	Wes Sornisky	46	0	19	9
1975	Don Bitterlich	95	0	32	21
1974	Don Bitterlich	71	0	44	9
1973	Henry Hynoski (RB)	60	10	0	0
1972	Nick Mike-Mayer	50	0	11	13
1971	Nick Mike-Mayer	62	0	26	12



KICKING LEADERS (1971-PRESENT)



CAREER

FGM NameYears

60	Brandon McManus.....	2009-12
50	Austin Jones.....	2014-17
46	Bill Wright.....	1985-88
36	Cap Poklemba.....	1999-02
35	Don Bitterlich.....	1973-75
33	Nick Mike-Mayer^.....	1970-72
31	Aaron Boumerhi.....	2016-18
28	Bob Wright.....	1988-90
26	Will Mobley.....	2018-20
25	Bob Clauser.....	1978-83
23	Jake Brownell.....	2006-09
20	Jim Cooper.....	1983-86
17	Wes Sornisky.....	1976-77
16	Rich Maston.....	1992-94
15	Ron Fioravanti.....	1978-79

FGA NameYears

83	Brandon McManus.....	2009-12
78	Bill Wright.....	1985-88
67	Austin Jones.....	2014-17
57	Don Bitterlich.....	1973-75
57	Nick Mike-Mayer^.....	1970-72
55	Cap Poklemba.....	1999-02
43	Aaron Boumerhi.....	2016-18
41	Bob Clauser.....	1978-83

FG% NameYears

74.6	Austin Jones.....	2014-17
73.7	Bob Wright.....	1988-90
72.3	Brandon McManus.....	2009-12
72.1	Aaron Boumerhi.....	2016-18
65.4	Cap Poklemba.....	1999-02
61.4	Don Bitterlich.....	1973-75
61.0	Bob Clauser.....	1978-83

(minimum 40 attempts)

PAT-M NameYears

158	Brandon McManus.....	2009-12
115	Don Bitterlich.....	1973-75
102	Austin Jones.....	2014-17
99	Will Mobley.....	2018-20
90	Bill Wright.....	1985-88
82	Cap Poklemba.....	1999-02
78	Ron Fioravanti.....	1978-79
66	Bob Clauser.....	1978-82
59	Aaron Boumerhi.....	2016-18
58	Jake Brownell.....	2006-09
57	Nick Mike-Mayer ^.....	1970-72

PAT-A NameYears

163	Brandon McManus.....	2009-12
104	Austin Jones.....	2014-17
120	Don Bitterlich.....	1973-75
104	Will Mobley.....	2018-20
91	Bill Wright.....	1985-88
78	Bob Clauser.....	1978-82

68	Cap Poklemba.....	1999-02
62	Nick Mike-Mayer^.....	1970-72
63	Jake Brownell.....	2006-09
62	Aaron Boumerhi.....	2016-18

SEASON

FGM NameYear

23	Austin Jones.....	2015
21	Don Bitterlich.....	1975
19	Bob Wright.....	1990
17	Brandon McManus.....	2009
16	Brandon McManus.....	2011
16	Bill Wright.....	1987
16	Bill Wright.....	1986
15	Aaron Boumerhi.....	2017
15	Aaron Boumerhi.....	2016
14	Brandon McManus.....	2012
14	Cap Poklemba.....	2002
13	Austin Jones.....	2014
13	Brandon McManus.....	2010
13	Jake Brownell.....	2007
13	Nick Mike-Mayer.....	1972
12	Bob Clauser.....	1982
11	Will Mobley.....	2019
11	Will Mobley.....	2018
11	Bill Wright.....	1988
11	Jim Cooper.....	1984

FGA NameYear

31	Don Bitterlich.....	1975
29	Bill Wright.....	1987
28	Austin Jones.....	2015
25	Bob Wright.....	1990
24	Brandon McManus.....	2009
23	Aaron Boumerhi.....	2017
22	Austin Jones.....	2014
22	Brandon McManus.....	2011
22	Bill Wright.....	1986
21	Jake Brownell.....	2007
20	Brandon McManus.....	2010
20	Cap Poklemba.....	2002
20	Nick Mike-Mayer.....	1972

FG% NameYear

88.2	Aaron Boumerhi.....	2016
82.4	Brandon McManus.....	2012
82.1	Austin Jones.....	2015
76.0	Bob Wright.....	1990
73.3	Will Mobley.....	2018
72.7	Brandon McManus.....	2011
72.7	Bill Wright.....	1986
70.8	Brandon McManus.....	2009
70.0	Cap Poklemba.....	2002

(minimum 15 attempts)

PAT-M NameYear

54	Will Mobley.....	2018
50	Brandon McManus.....	2011

48	Ron Fioravanti.....	1979
45	Brandon McManus.....	2009
44	Austin Jones.....	2015
44	Don Bitterlich.....	1974
39	Don Bitterlich.....	1973
38	Will Mobley.....	2018
32	Nick Visco.....	2013
32	Brandon McManus.....	2012
32	Don Bitterlich.....	1975
31	Brandon McManus.....	2010
30	Austin Jones.....	2014
30	Bob Wright.....	1986
30	Ron Fioravanti.....	1978

PAT-A NameYear

55	Will Mobley.....	2018
50	Brandon McManus.....	2011
49	Ron Fioravanti.....	1979
48	Brandon McManus.....	2009
45	Austin Jones.....	2015
44	Don Bitterlich.....	1974
44	Don Bitterlich.....	1973
41	Will Mobley.....	2018
35	Nick Visco.....	2013
33	Brandon McManus.....	2012
33	Ron Fioravanti.....	1978

GAME

FGM NameOpponent/Year

5	Cap Poklemba.....	at Pitt/2002
5	Bob Wright.....	at BC/1990
5	Bob Clauser.....	Delaware/1982
4	Aaron Boumerhi.....	W.Forest/2016
4	Brandon McManus.....	Villa./2010
4	Jake Brownell.....	Kent State/2007

FGA NameOpponent/Year

5	Austin Jones.....	at USF/2015
5	Brandon McManus.....	Villa./2010
5	Brandon McManus.....	Buffalo/2009
5	Jake Brownell.....	Kent State/2007
5	Cap Poklemba.....	at Pitt/2002
5	Bob Wright.....	at BC/1990
5	Bob Clauser.....	Delaware/1982
5	Don Bitterlich.....	Akron/1975
4	Aaron Boumerhi.....	W.Forest/2016
4	Cap Poklemba.....	at WVU/2001
4	Rich Maston.....	at Army/1994
4	Bob Wright.....	at Syracuse/1990
4	Bob Wright.....	ECU/1990
4	Don Bitterlich.....	Drake/1975
4	Don Bitterlich.....	at Dayton/1975

Long NameOpponent/Year

56	Don Bitterlich.....	at Akron/1975
53	Brandon McManus.....	2010
53	Don Bitterlich.....	at Dayton/1975
52	Aaron Boumerhi.....	2017

52	Bill Wright.....	1988
52	Bill Wright.....	1987
52	Don Bitterlich.....	Drake/1975
51	Bill Wright.....	at Pitt/1987
51	Bill Wright.....	1986
51	Rich Maston.....	1984
51	Jim Cooper.....	1984
50	Brandon McManus.....	2012
50	Brandon McManus.....	Villa./2010
50	Bob Clauser.....	1982
50	Bill Wright.....	at Akron/1988

PAT-M NameOpponent/Year

9	Brandon McManus.....	at Army/2012
8	Will Mobley.....	Bucknell/2019
8	Will Mobley.....	at Houston/2018
8	Cap Poklemba.....	UConn/2001
8	Cap Poklemba.....	Rutgers/1999
8	Don Bitterlich.....	Holy Cross/1973
7	Will Mobley.....	UConn/2019
7	Will Mobley.....	ECU/2018
7	Nick Visco.....	SMU/2013
7	Jake Brownell.....	E.Michigan/2008

PAT-A NameOpponent/Year

9	Brandon McManus.....	at Army/2012
8	Will Mobley.....	Bucknell/2019
8	Will Mobley.....	at Houston/2018
8	Cap Poklemba.....	UConn/2001
8	Cap Poklemba.....	Rutgers/1999
8	Don Bitterlich.....	Holy Cross/1973
7	Will Mobley.....	UConn/2019
7	Will Mobley.....	ECU/2018
7	Nick Visco.....	SMU/2013
7	Jake Brownell.....	E.Michigan/2008

CONSECUTIVE FGM

FGM NameYears

19	Austin Jones.....	2015-16
12	Bob Wright.....	1989-90

^ - Mike-Mayer's career numbers include the 1970 season.

YEAR-BY-YEAR

Year Name.....FGM FGA PAT-M PAT-A

2020	Rory Bell.....	5	5	3	4
2019	Will Mobley.....	11	14	38	41
2018	Will Mobley.....	11	15	54	55
2017	Aaron Boumerhi.....	15	23	28	30
2016	Aaron Boumerhi.....	15	17	29	30
2015	Austin Jones.....	23	28	44	45
2014	Austin Jones.....	13	22	30	30
2013	Nick Visco.....	3	5	32	35
2012	Brandon McManus.....	14	17	32	33
2011	Brandon McManus.....	16	22	50	50
2010	Brandon McManus.....	13	20	31	32
2009	Brandon McManus.....	17	24	45	48
2008	Jake Brownell.....	8	14	28	31
2007	Jake Brownell.....	13	21	18	19
2006	Jake Brownell.....	2	3	12	13
2005	Ryan Lux.....	5	9	12	13

Year Name.....FGM FGA PAT-M PAT-A

2004	Ryan Lux.....	9	17	27	28
2003	Jared Davis.....	10	22	23	26
2002	Cap Poklemba.....	14	20	22	26
2001	Cap Poklemba.....	9	16	15	22
2000	Cap Poklemba.....	9	3	26	27
1999	Cap Poklemba.....	4	6	19	19
1998	Dave Nicholl.....	4	6	24	24
1997	Dave Nicholl.....	6	9	22	23
1996	Zane Michalski.....	4	7	20	25
1995	Zane Michalski.....	6	9	19	19
1994	Richard Maston.....	9	15	25	27
1993	Richard Maston.....	3	7	14	14
1992	Richard Maston.....	4	6	8	9
1991	Mike Knuth.....	7	15	12	15
1990	Bob Wright.....	19	25	28	28
1989	Bob Wright.....	9	13	16	16
1988	Bill Wright.....	11	17	22	22

Year Name.....FGM FGA PAT-M PAT-A

1987	Bill Wright.....	16	29	12	12
1986	Bill Wright.....	16	22	30	31
1985	Bill Wright.....	3	10	26	26
1984	Jim Cooper.....	11	17	23	26
1983	Jim Cooper.....	5	11	10	11
1982	Bob Clauser.....	12	16	26	27
1981	Bob Clauser.....	7	14	22	22
1980	Bob Clauser.....	6	10	18	29
1979	Ron Fioravanti.....	7	17	48	49
1978	Ron Fioravanti.....	8	16	30	33
1977	Wes Sornisky.....	8	18	23	25
1976	Wes Sornisky.....	9	18	19	19
1975	Don Bitterlich.....	21	31	32	32
1974	Don Bitterlich.....	9	15	44	44
1973	Don Bitterlich.....	5	11	39	44
1972	Nick Mike-Mayer.....	13	20	11	14
1971	Nick Mike-Mayer.....	12	17	26	28

PUNTING LEADERS (1971-PRESENT)

CAREER

Avg	Name	Years
45.4	Brandon McManus	2009-12
42.8	Paul Layton	2013
42.5	Connor Bowler	2018
42.0	Trent Thompson	1990-91
41.5	Casey Murphy	1976-79
41.3	Kip Shenefelt	1982-85
40.0	Alex Starzyk	2014-17
40.0	Josh Boies	1996-97
39.7	Ed Liberati	1986-89
39.3	Adam Barry	2019-20
38.8	Jeff Wathne	2007-10
38.2	Jake Brownell	2006-09
38.0	Jake Hendy	2004-05
38.0	Jace Amore	2001

(minimum 50 punts)

Punts	Name	Years
245	Ed Liberati	1986-89
243	Alex Starzyk	2014-17
229	Jeff Wathne	2007-10
197	Casey Murphy	1976-79
194	Kip Shenefelt	1982-85
116	Garvin Ringwelski	2000-03
102	Adam Barry	2019-20
100	Brandon McManus	2009-12

Yards	Name	Years
9,731	Ed Liberati	1986-89
9,729	Alex Starzyk	2014-17
8,877	Jeff Wathne	2007-10
8,194	Casey Murphy	1976-79
8,017	Kip Shenefelt	1982-85
4,538	Brandon McManus	2009-12
4,358	Garvin Ringwelski	2000-03
4,104	Adam Barry	2019-20
4,028	Trent Thompson	1990-91

SEASON

Avg	Name	Year
45.8	Brandon McManus	2011
45.1	Brandon McManus	2012
44.0	Adam Barry	2020
44.0	Kip Shenefelt	1983
43.0	Casey Murphy	1979
42.8	Paul Layton	2013
42.8	Casey Murphy	1978
42.7	Trent Thompson	1990
42.5	Connor Bowler	2018
42.4	Alex Starzyk	2015
42.1	Kip Shenefelt	1985
42.0	Casey Murphy	1977
41.9	Josh Boies	1997
41.4	Trent Thompson	1991
40.8	Ed Liberati	1986
40.5	John Shay	1993
40.4	Alex Starzyk	2017
40.4	Jeff Wathne	2008

(minimum 25 punts)

Punts	Name	Year
69	John Shay	1993
65	Jeff Wathne	2008
65	Kip Shenefelt	1983
63	Alex Starzyk	2015
62	Adam Barry	2019
61	Paul Layton	2013
57	Connor Bowler	2018
57	Alex Starzyk	2017
57	Ed Liberati	1986
57	Casey Murphy	1977

Yards	Name	Year
2,859	Kip Shenefelt	1983
2,791	John Shay	1993
2,674	Alex Starzyk	2015
2,623	Jeff Wathne	2008
2,609	Paul Layton	2013
2,433	Brandon McManus	2012
2,420	Connor Bowler	2018
2,393	Casey Murphy	1977
2,344	Adam Barry	2019
2,325	Ed Liberati	1986
2,301	Alex Starzyk	2017

GAME

Avg	Name	Opponent/Year
59.3	Brandon McManus	Buffalo/2011
53.2	Ed Liberati	Syracuse/1989
51.8	Alex Starzyk	Navy/2014
49.5	Trent Thompson	at Alabama/1991
48.9	Brandon McManus	Cincinnati/2012
48.5	Brandon McManus	at PSU/2012
48.4	Trent Thompson	at Wyoming/1990
48.4	Trent Thompson	at Tenn./1990
48.4	Kip Shenefelt	Syracuse/1983
48.1	Casey Murphy	Penn State/1978
48.0	Paul Layton	at Notre Dame/2013
47.8	Brandon McManus	#19 Rutgers/2012
47.8	Brandon McManus	UMD/2012
47.8	Jim Andrusko	at BC/1982
47.3	Adam Barry	#18 SMU/2020
47.2	Kip Shenefelt	at Delaware/1985

(minimum 5 punts)

Punts	Name	Opponent/Year
11	Adam Barry	ECU/2020
11	Jeff Wathne	Penn State/2008
11	Jace Amore	Va. Tech/2001
11	Casey Murphy	Penn State/1978
10	Ryan Lux	Virginia/2005
10	Garvin Ringwelski	Pitt/2000
9	Adam Barry	UCF/2019
9	George Radu	at Va. Tech/2000
9	Kip Shenefelt	Syracuse/1983
8	Adam Barry	SMU/2019

Yards	Name	Opponent/Year
530	Casey Murphy	Penn State/1978
492	Adam Barry	ECU/2020
436	Kip Shenefelt	Syracuse/1983
370	Adam Barry	SMU/2019
368	Adam Barry	UCF/2019
342	Brandon McManus	Cin./2012
335	Jim Andrusko	at BC/1982
331	Adam Barry	#18 SMU/2020
319	Ed Liberati	Syracuse/1989
316	Adam Barry	at UCF/2020

Long	Name	Opponent/Year
76	Kip Shenefelt	Louisville/1983
74	Casey Murphy	Akron/1979
73	Ed Liberati	at Pitt/1988
73	Casey Murphy	Pitt/1979
71	Alex Starzyk	Toledo/2015
69	John Shay	Army/1993
69	Lee Saltz	Georgia/1983
68	B. McManus	#19 Rutgers/2012
68	Jim Andrusko	Cincinnati/1982
67	Paul Layton	Louisville/2013
67	Jeff Wathne	at Army/2007
67	John Shay	at Miami (FL)/1995
67	Ed Liberati	at Pitt/1986
67	Tony Gambone	Pitt/1979

YEAR-BY-YEAR

Year	Name	No.	Yds.	Avg.
2020	Adam Barry	40	1,760	44.0
2019	Adam Barry	62	2,344	37.8
2018	Connor Bowler	57	2,420	42.5
2017	Alex Starzyk	57	2,301	40.4
2016	Alex Starzyk	53	2,065	39.0
2015	Alex Starzyk	63	2,674	42.4
2014	Alex Starzyk	70	2,689	38.4
2013	Paul Layton	61	2,609	42.8
2012	Brandon McManus	54	2,433	45.1
2011	Brandon McManus	46	2,105	45.8
2010	Jeff Wathne	50	1,949	39.0
2009	Jeff Wathne	46	1,709	37.2
2008	Jeff Wathne	65	2,623	40.4
2007	Jeff Wathne	68	2,596	38.2
2006	Jake Brownell	78	3,004	38.8
2005	Jake Hendy	35	1,356	38.7

Year	Name	No.	Yds.	Avg.
2004	Jake Hendy	28	1,040	37.1
2003	Mike McLaughlin	51	2,035	39.9
2002	Garvin Ringwelski	47	1,819	38.7
2001	Jace Amore	73	2,776	38.0
2000	Garvin Ringwelski	45	1,681	37.4
1999	George Radu	48	1,762	36.7
1998	Dave Nicholl	53	1,922	36.3
1997	Josh Boies	47	1,970	41.9
1996	Josh Boies	39	1,472	37.7
1995	John Shay	67	2,592	38.7
1994	John Shay	64	2,481	38.8
1993	John Shay	69	2,791	40.5
1992	John Shay	58	1,909	32.9
1991	Trent Thompson	54	2,233	41.4
1990	Trent Thompson	42	1,795	42.7
1989	Ed Liberati	67	2,642	39.4
1988	Ed Liberati	60	2,386	39.8

Year	Name	No.	Yds.	Avg.
1987	Ed Liberati	61	2,378	39.0
1986	Ed Liberati	57	2,325	40.8
1985	Kip Shenefelt	51	2,149	42.1
1984	Kip Shenefelt	53	2,095	39.3
1983	Kip Shenefelt	65	2,859	44.0
1982	Jim Andrusko	39	1,623	41.6
1981	Walter Marlin	58	2,090	36.0
1980	Walter Marlin	58	2,098	36.2
1979	Casey Murphy	40	1,718	43.0
1978	Casey Murphy	52	2,227	42.8
1977	Casey Murphy	57	2,393	42.0
1976	Casey Murphy	48	1,856	38.7
1975	Mark Donlevie	53	2,036	38.4
1974	Mark Donlevie	34	1,244	36.6
1973	Mark Donlevie	42	1,321	31.9
1972	Nick Mike-Mayer	49	1,748	35.7
1971	Tom Klemick	33	1,214	36.8



TAKEAWAY LEADERS (1971-PRESENT)



CAREER

INTs	Name	Years
20	Anthony Young	1981-84
15	Mark McCants	1977-80
13	Kevin Ross	1980-83
13	Bob Salla	1975-77
12	Delvon Randall	2015-18
11	Sam Shaffer	1978-81
11	Bob Mizia	1973-75
10	Sean Chandler	2014-17
10	Terrance Leftwich	1999-02
9	Jaiquawn Jarrett	2007-10
9	Chonn Lacey (LB)	1998-01
9	Dominique Harris	2006-09
8	Eddie Parker	1984-87
7	Tyler Matakevich (LB)	2012-15
7	Tavon Young	2012-15
7	Todd Bowles	1982-85
7	Robert Keels	1977-79
7	Dwight Fulton	1971-73

Yards	Name	Years
297	Mark McCants	1977-80
232	Anthony Young	1981-84
157	Tavon Young	2012-15
155	Sean Chandler	2014-17
149	Bob Salla	1975-77
125	Delvon Randall	2015-18
115	Dwight Fulton	1971-73
107	Chonn Lacey (LB)	1998-01
107	Kevin Ross	1980-83
102	Jaiquawn Jarrett	2007-10
101	Bob Mizia	1973-75

TDs	Name	Years
2	Sean Chandler	2014-17
1	by 23 players (last by Sam Franklin)	2019

FRs	Name	Years
8	Bob Mizia	1973-75
6	Chapelle Russell	2015-19
6	Tyler Matakevich	2012-15
4	Sharif Finch	2013-17
4	Sean Daniels	2010-13
3	Sam Franklin	2016-19
3	Quincy Roche	2016-19
3	Averee Robinson	2013-16
3	Tahir Whitehead	2008-10

SEASON

INTs	Name	Year
9	Sam Shaffer	1981
6	Kevin Harvey	1999
6	Anthony Young	1982
6	Mark McCants	1980
6	Bob Mizia	1974
5	Tyler Matakevich	2015
5	Excel Lucas	1997
5	Anthony Young	1984
5	Anthony Young	1983
5	Mark McCants	1979
5	Bob Salla	1977
5	Bob Salla	1975
5	Dwight Fulton	1973

Yards	Name	Year
153	Tavon Young	2014
151	Mark McCants	1980
111	Anthony Young	1982
105	Phil Cox	1994
94	Shaun Bradley	2018
92	Terry Wright	1986
90	Rich Lee	1971
88	Marquise Liverpool	2009
88	Excel Lucas	1997
87	Kevin Harvey	1999
83	Mark McCants	1979
80	Dwight Fulton	1973

TDs	Name	Year
1	last by Sam Franklin	2019

FRs	Name	Year
5	Chapelle Russell	2018
5	Kevin Ross	1983
4	Sean Daniels	2013
3	Sharif Finch	2014
3	Averee Robinson	2014
3	Tahir Whitehead	2011

TDs	Name	Year
2	Tony Angelo	1993
1	(2x by FR in 2019)	
	Sam Franklin	2019
	Benny Walls	2019

active players on list

Kimere Brown	2018
Isaiah Graham-Mobley	2018

GAME

INT	Name	Opponent/Year
3	Mark McCants	Akron/1980
2	Tyler Matakevich	at Cincinnati/2015
2	Tavon Young	Vanderbilt/2014
2	Kevin Kroboth	Villanova/2011
2	Jaiquawn Jarrett	Ball St./2009

Yards	Name	Opponent/Year
95	Elijah Joseph	Buffalo/2009

TDs	Name	Opponent/Year
1	(25x) by INT last by Sam Franklin	UConn/2019

Long	Name	Opponent/Year
95t	Elijah Joseph (LB)	Buffalo/2009
93t	Tavon Young	at UConn/2014
92t	Rich Lee	at Delaware/1971
89	Phil Cox	Miami/1994
83	Derek Thomas	at Tulsa/2017
80t	Terry Wright	at W.Michigan/1986
78t	Shaun Bradley	at Maryland/2018
76	Aaron Denton	at Wyoming/1990
74t	Pat Dudley (LB)	BBC/1988
74	Nate L. Smith	at ECU/2015
70t	Jairo Almonte	Rutgers/2001
65t	Sharif Finch (DL)	Del.State/2014
65t	Chonn Lacey (LB)	at V-Tech/2000
65	Benny Walls	Georgia Tech/2019
64t	Willard Cooper	Houston/1987
64	Mark McCants	at Cincinnati/1980
59t	Raheem Brock (DL)	at BGSU/2001
57t	Vaughn Carraway	Villa./2012
57t	Rich Lee	at Xavier/1970
57	Alex Wells	at Cincinnati/2015
56	Kevin Kroboth	Akron/2008
53	Zamel Johnson	Miami (OH)/2011
t = touchdown		

FRs	Name	Opponent/Year
3	Kevin Ross	Cincinnati/1983
3	Steve Conjar	Boston Univ./1980
2	Quincy Roche	Tulsa/2018

TDs	Name	Opponent/Year
1	(22x) by FR last by Sam Franklin	USF/2019

YEAR-BY-YEAR

Year	Name	INT	Yards	TD
2020	Christian Braswell	1	0	0
	Elijah Clark	1	0	0
	Jordan Magee	1	45	0
2019	Harrison Hand	3	8	0
2018	Delvon Randall	4	52	1
2017	Delvon Randall	4	16	0
2016	Delvon Randall	4	57	0
2015	Tyler Matakevich	5	47	0
2014	Tavon Young	4	153	1
2013	Tavon Young	1	9	0
	Abdul Smith	1	1	0
	Tyler Matakevich	1	0	0
2012	Tavon Young	2	-5	0
2011	Kee-Ayre Griffin	3	30	0
	Justin Gildea	3	25	0
	Kevin Kroboth	3	0	0
2010	Jaiquawn Jarrett	2	30	0
2009	Marquise Liverpool	3	88	0
	Jaiquawn Jarrett	3	0	0
2008	Jaiquawn Jarrett	3	57	0
	Jamal Schulters	3	23	0
	Dominique Harris	3	13	0

Year	Name	INT	Yards	TD
2007	Dominique Harris	3	0	0
2006	Georg Coleman	2	41	0
	Dominique Harris	2	20	0
	Chris Page	2	11	0
2005	Ray Lamb	2	0	0
2004	Jermaine Hargraves	2	14	0
	Andrew Turner	2	0	0
2003	Pete McBride	4	30	0
2002	Yazid Jackson	3	27	0
	Terrance Leftwich	3	26	0
2001	Chonn Lacey	3	7	0
2000	Terrance Leftwich	4	16	0
1999	Kevin Harvey	6	87	0
1998	Chonn Lacey	3	34	0
1997	Excel Lucas	5	88	0
1996	Lamond Adams	2	52	0
1995	Allan Jackson	3	0	0
1994	Phil Cox	4	105	0
1993	Kyle Glasper	2	23	0
1992	Keita Crespin	2	0	0
	Kyle Glasper	2	0	0
1991	Aaron Denton	4	33	0
1990	Tony Schmitz	3	49	0

Year	Name	INT	Yards	TD
1989	Loranzo Square	1	19	0
	Gary Mobley	1	0	0
	John Armstrong	1	0	0
1988	Joe Greenwood	4	0	0
1987	Eddie Parker	3	48	0
1986	Terry Wright	4	92	1
1985	Eddie Parker	4	10	0
1984	Anthony Young	5	23	0
1983	Anthony Young	5	53	0
1982	Anthony Young	6	111	0
1981	Sam Shaffer	9	76	0
1980	Mark McCants	6	151	0
1979	Mark McCants	5	83	0
1978	Mike Curcio	2	5	0
1977	Bob Salla	5	60	0
1976	Bob Salla	3	34	0
1975	Bob Salla	5	65	0
1974	Bob Mizia	6	37	0
1973	Dwight Fulton	5	80	0
1972	Sheldon Tweedle	3	20	0
1971	Rich Lee	3	90	1
	Frank Fucetola	3	37	0
	Joe Injaychock	3	13	0



TACKLES LEADERS (1971-PRESENT)



CAREER

Total	Name	Years
493	Tyler Matakevich (LB)	2012-15
492	Steve Conjar (LB)	1978-81
429	Lance Johnstone (DE)	1992-95
390	Al Singleton (LB)	1993-96
389	Taylor Suman (LB)	1998-01
373	Joe Klecko (DT)	1973-76
348	LeVar Talley (LB)	1997-00
332	Mike Curcio (LB)	1976-79
325	Rian Wallace (LB)	2002-04
315	Loranzo Square (LB)	1986-89
300	Colin McCarty (LB)	1977-80
299	Jaiquawn Jarrett (DB)	2007-10
277	Dominique Harris (DB)	2006-09
264	Sean Chandler (DB)	2014-17
256	Shaun Bradley	2016-19
252	Alex Joseph (LB)	2006-09
Solo Name Years		
331	Tyler Matakevich (LB)	2012-15
288	Lance Johnstone (DE)	1992-95
271	Steve Conjar (LB)	1978-81
246	Al Singleton (LB)	1993-96
208	LeVar Talley (LB)	1997-00
204	Taylor Suman (LB)	1998-01
192	Rian Wallace (LB)	2002-04
182	Sean Chandler (DB)	2014-17
174	Jaiquawn Jarrett (DB)	2007-10
169	Loranzo Square (LB)	1986-89
168	Shaun Bradley	2016-19
159	Dominique Harris (DB)	2006-09
152	Joe Klecko (DT)	1973-76
151	Chapelle Russell	2016-19

SEASON

Total	Name	Year
174	Steve Conjar (LB)	1980
163	Steve Conjar (LB)	1979
154	Mike Curcio (LB)	1979
153	Lance Johnstone (LB)	1995
151	Alshermond Singleton (LB)	1995
148	Rian Wallace (LB)	2003
138	Tyler Matakevich (LB)	2015
137	Tyler Matakevich (LB)	2013
136	Loranzo Square (LB)	1988
136	Mike Curcio (LB)	1978
135	LeVar Talley (LB)	2000
134	Alshermond Singleton (LB)	1996
131	LeVar Talley (LB)	1999
Solo Name Year		
115	Steve Conjar (LB)	1980
101	Alshermond Singleton (LB)	1995
99	Tyler Matakevich (LB)	2013
97	Rian Wallace (LB)	2003
97	Lance Johnstone (LB)	1995
90	Mike Curcio (LB)	1979
87	Alshermond Singleton (LB)	1996
86	Steve Conjar (LB)	1979
84	LeVar Talley (LB)	1999
77	Tyler Matakevich (LB)	2015

GAME

Total	Name	Opponent/Year
24	Tyler Matakevich (LB)	at Idaho/2013
23	Taylor Suman	Syracuse/1999
23	Loranzo Square	ECU/1988
Solo Name Opponent/Year		
16	Tyler Matakevich (LB)	ECU/2014
16	Lance Johnstone (LB)	Pitt/1995
15	Jerry Urias	Boston College/1998
Asst Name Opponent/Year		
16	Steve Conjar (LB)	Rutgers/1980

YEAR-BY-YEAR

Year	Name, Pos.	Tackles	Solo	Asst.
2020	William Kwenkeu (LB)	48	28	20
2019	Shaun Bradley (LB)	87	62	25
2018	Delvon Randall (SAF)	85	62	23
2017	Shaun Bradley (LB)	85	51	34
2016	Avery Williams (LB)	66	37	29
2015	Tyler Matakevich (LB)	138	77	61
2014	Tyler Matakevich (LB)	117	88	29
2013	Tyler Matakevich (LB)	137	99	38
2012	Tyler Matakevich (LB)	101	67	34
2011	Stephen Johnson (LB)	123	68	55
2010	Jaiquawn Jarrett (DB)	74	41	33
2009	Alex Joseph (LB)	80	49	31
2008	Jaiquawn Jarrett (DB)	88	53	35
2007	Dominique Harris (DB)	81	41	40
2006	Walter Mebane (LB)	68	32	36
2005	Manuel Tapia (LB)	100	51	49

Year	Name, Pos.	Tackles	Solo	Asst.
2004	Rian Wallace (LB)	101	44	57
2003	Rian Wallace (LB)	148	97	51
2002	Jamal Wallace (DB)	96	65	31
2001	Chonn Lacey (LB)	84	68	16
2000	LeVar Talley (LB)	135	74	61
1999	LeVar Talley (LB)	131	84	47
1998	Jerry Urias (DB)	103	75	28
1997	Jerry Urias (DB)	94	64	30
1996	Alshermond Singleton (LB)	134	87	47
1995	Lance Johnstone (DE)	153	97	56
1994	Lance Johnstone (DE)	114	75	39
1993	Lance Johnstone (DE)	88	66	22
1992	Scott Dennis (LB)	107	62	45
1991	Santo Stephens (LB)	78	33	45
1990	Santo Stephens (LB)	112	65	47
1989	Loranzo Square (LB)	120	79	41
1988	Loranzo Square (LB)	136	61	75

Year	Name, Pos.	Tackles	Solo	Asst.
1987	Joe Possenti (LB)	97	53	44
1986	Steve Domonoski (LB)	103	49	54
1985	Bob Pilkauskas (LB)	93	45	48
1984	Paul Darragh (LB)	110	52	58
1983	Tom Kilkenney (LB)	113	39	74
1982	Tom Kilkenney (LB)	82	45	37
1981	Steve Conjar (LB)	117	63	54
1980	Steve Conjar (LB)	174	115	59
1979	Steve Conjar (LB)	163	86	77
1978	Mike Curcio (LB)	136	35	101
1977	Seth Demberg (LB)	80	16	64
1976	Joe Klecko (DL)	105	58	47
1975	Joe Klecko (DL)	104	38	47
1974	Joe Klecko (DL)	114	45	69
1973	Joe Cioffi (DB)	88	21	67
1972	Frank Fucetola (LB)	107	24	83
1971	Frank Fucetola (LB)	102	31	71



TACKLE-FOR-LOSS LEADERS (1971-PRESENT)

CAREER (SINCE 1989)

TFLs	Name	Years
65.0	Dan Klecko (DL)	1999-02
46.0	Haason Reddick (DL)	2013-16
39.5	Quincy Roche (DE)	2017-19
39.5	Tyler Matakevich (LB)	2012-15
33.5	Adrian Robinson (DL)	2008-11
32.5	Rian Wallace (LB)	2002-05
32.0	Sharif Finch (DL)	2013-15, 17
31.0	Mike Mendenhall (DL)	2002-05
29.5	Matt Ioannidis (DL)	2012-15
28.0	Lance Johnstone (LB)	1992-95
27.5	Russell Newman (LB)	1998-01
27.0	Junior Galette (LB)	2006-08

SEASON (SINCE 1989)

TFLs	Name	Year
22.5	Haason Reddick (DL)	2016
22.5	Dan Klecko (DL)	2002
19.5	Rian Wallace (DL)	2003
19.5	Dan Klecko (DL)	2001
19.0	Quincy Roche (DE)	2019
16.0	Dan Klecko (DL)	1999
15.5	Sharif Finch (DL)	2017
15.0	Tyler Matakevich (LB)	2015
15.0	Russell Newman (DL)	2000

GAME (SINCE 1989)

TFLs	Name	Opponent/Year
6.0	Quincy Roche (DE)	Tulane/2019
5.0	Haason Reddick (DL)	Memphis/2016

YEAR-BY-YEAR

Year	Name	TFLs
2020	Arnold Ebiketie (DE)	8.5
2019	Quincy Roche (DE)	19.0
2018	Michael Dogbe (DT)	12.5
2017	Sharif Finch (DL)	15.5
2016	Haason Reddick (DL)	22.5
2015	Tyler Matakevich (LB)	15.0
2014	Matt Ioannidis (DL)	11.0
2013	Tyler Matakevich (LB)	11.5
2012	Nate D. Smith (LB)	6.5
2011	Adrian Robinson (DL)	13.5
	Tahir Whitehead (LB)	13.5

Year	Name	TFLs
2010	Muhammad Wilkerson (DL)	13.0
2009	Adrian Robinson (DL)	14.0
2008	Junior Galette (DL)	10.0
2007	Junior Galette (DL)	11.5
2006	Terrance Knighton (DL)	6.5
2005	Mike Mendenhall (LB)	14.0
	Christian Dumba (DL)	14.0
2004	Mike Mendenhall (LB)	9.0
2003	Rian Wallace (LB)	19.5
2002	Dan Klecko (DL)	22.5
2001	Dan Klecko (DL)	19.5
2000	Russell Newman (DL)	15.0

Year	Name	TFLs
1999	Dan Klecko (DL)	16.0
1998	Michael Tripp (DL)	6.0
1997	Michael Tripp (DL)	8.0
1996	Alshermond Singleton (DL)	7.0
1995	Lance Johnstone (LB)	12.0
1994	Adrian Drones (DL)	4.0
1993	Lance Johnstone (LB)	6.0
1992	Lance Johnstone (LB)	7.0
1991	Swift Burch (DT)	11.0
1990	David Thomas (DT)	5.0
1989	Gregory Taylor (LB)	10.0

SACK LEADERS (1971-PRESENT)

CAREER (SINCE 1979)

Sacks	Name	Years
32.0	Guy Peters (DT)	1979-82
26.0	Quincy Roche (DE)	2017-19
26.0	Dan Klecko (DL)	1999-02
24.0	Adrian Robinson (DL)	2008-11
19.0	Praise Martin-Oguike (DL)	2014-16
18.0	Haason Reddick (DL)	2013-16
17.5	Jeffrey Ward (DE)	1983-86
17.5	M.Wilkerson (DL)	2008-10
17.0	Junior Galette (LB)	2006-08
16.0	Tim Hanley (DT)	1982-84
16.0	Vinnie Mini (DT)	1980-82
15.0	Lance Johnstone (LB)	1992-95
14.5	Sharif Finch (DL)	2013-15, 17
14.0	James Harris (LB)	1988-91
13.5	Nate D. Smith (DL)	2012-15
12.5	Mike Mendenhall (DE)	2002-05
12.5	Michael Tripp (DE)	1996-98
12.0	Raheem Brock (DL)	1998-01
12.0	Colin McCarty (DE)	1977-80

SEASON (SINCE 1979)

Sacks	Name	Year
13.0	Quincy Roche (DE)	2019
13.0	Adrian Robinson (DL)	2009
11.0	Colin McCarty	1980
10.5	Haason Reddick (DL)	2016
10.0	Dan Klecko (DL)	2002
10.0	Guy Peters	1981
10.0	Guy Peters	1979
9.5	Muhammad Wilkerson (DL)	2010
9.0	Michael Tripp	1997
9.0	Lance Johnstone (LB)	1992
9.0	James Harris	1991

GAME (SINCE 1979)

Sacks	Name	Opponent/Year
4.0	Dan Klecko (DT)	UConn/2002
4.0	Decara Burgess	Pitt/1997
3.5	Quincy Roche (DE)	at USF/2019

YEAR-BY-YEAR

Year	Name	Sacks
2020	Arnold Ebiketie (DE)	4.0
2019	Quincy Roche (DE)	13.0
2018	Michael Dogbe (DT)	7.5
2017	Sharif Finch (DL)	8.5
2016	Haason Reddick (DL)	10.5
2015	Nate D. Smith (DL)	7.0
2014	Praise Martin-Oguike (DL)	7.5
2013	Matt Ioannidis (DL)	3.0
	Nate D. Smith (DL)	3.0
2012	John Youboty (DL)	5.0
2011	Adrian Robinson (DL)	6.5
2010	Muhammad Wilkerson (DL)	9.5
2009	Adrian Robinson (DL)	13.0
2008	Junior Galette (LB)	8.0
2007	Junior Galette (LB)	8.0
2006	Terrance Knighton (DL)	3.0
2005	Mike Mendenhall (DE)	7.0
2004	Mike Mendenhall (DE)	3.5

Year	Name	Sacks
2003	Sadeke Konte (SS)	4.0
2002	Dan Klecko (DL)	10.0
2001	Dan Klecko (DL)	6.5
2000	Russell Newman (DT)	5.5
1999	Dan Klecko (DL)	8.0
1998	Mathias Nkwenti (DT)	3.0
	Michael Tripp (DE)	3.0
1997	Michael Tripp (DE)	9.0
1996	Keith Kerrin (LB)	5.5
1995	Tealang Lloyd (NT)	4.0
	Tim Terry (DE)	4.0
1994	Jason Davis (DE)	2.0
	Deandre McClurkin (NG)	2.0
	Andy Phipps (DT)	2.0
	Tim Terry (DE)	2.0
1993	Sean Carden (DE)	2.5
1992	Lance Johnstone (LB)	9.0
1991	James Harris (LB)	9.0
1990	Kenyatta Rush (DT)	6.0

Year	Name	Sacks
1989	Manny Carlis (LB)	4.0
	Eric Fenwick (DT)	4.0
	Kenyatta Rush (DT)	4.0
	Loranzo Square (LB)	4.0
1988	Carnell Washington (DE)	4.5
1987	Ralph Jarvis (DE)	7.0
1986	Jeffrey Ward (DE)	8.0
1985	Kirk Drukenbrod (DE)	3.0
	John Smith (DB)	3.0
1984	Jeffrey Ward (DE)	7.0
1983	Tim Hanley (DT)	6.0
1982	Tom Kilkenny (LB)	6.0
	Vinnie Mini (DT)	6.0
	Guy Peters (DT)	6.0
1981	Guy Peters (DT)	10.0
1980	Conlin McCarty (DE)	11.0
1979	Guy Peters (DT)	10.0

100-YARD RUSHING GAMES (1971-PRESENT)

Date	Opponent	Att.	Yds.	TD
Paul Palmer (21)				
10/22/83	at Delaware	32	142	3
11/3/84	Cincinnati	15	128	4
11/17/84	West Virginia	23	132	2
11/30/84	Toledo	27	148	1
9/7/85	at Boston College	25	129	0
9/14/85	at Penn State	30	206	2
9/21/85	Brigham Young	28	155	0
9/28/85	at ECU	39	184	3
10/5/85	at Cincinnati	32	165	1
10/12/85	Rutgers	31	127	1
10/19/85	William & Mary	28	281	2
10/26/85	at Syracuse	28	126	0
11/2/85	at Delaware	34	143	0
9/13/86	at West. Michigan	20	175	3
9/20/86	Florida A&M	33	202	1
10/4/86	at Pittsburgh	27	105	1
10/11/86	ECU	43	349	3
10/18/86	at Virginia Tech	44	239	1
10/25/86	Syracuse	39	187	2
11/8/86	Boston College	38	212	2
11/15/86	at Alabama	29	145	0
Bernard Pierce (18)				
9/26/09	Buffalo	20	116	1
10/3/09	at Eastern Michigan	25	180	2
10/10/09	Ball State	26	125	2
10/24/09	at Toledo	40	212	3
10/31/09	at Navy	29	267	2
11/5/09	Miami (OH)	40	178	3
9/18/10	UConn	26	169	2
10/16/10	Bowling Green	15	106	1
10/23/10	at Buffalo	23	106	2
9/1/11	Villanova	20	147	3
9/10/11	at Akron	18	150	3
9/24/11	at Maryland	32	149	5
10/8/11	at Ball State	30	121	3
10/15/11	Buffalo	23	152	2
10/22/11	at Bowling Green	17	107	1
11/19/11	Army	21	157	3
11/25/11	Kent State	24	189	3
12/17/11	Wyoming (bowl)	25	100	2
Tanardo Sharps (15)				
10/30/99	Rutgers	10	100	1
9/2/00	at Navy	31	180	1
9/23/00	Eastern Michigan	18	203	2
9/28/00	West Virginia	13	113	1
10/14/00	at Rutgers	32	168	3
11/11/00	Syracuse	22	104	1
10/13/01	Rutgers	18	149	0
11/17/01	at West Virginia	22	172	0
11/24/01	UConn	15	203	1
8/29/02	Richmond	30	121	0
9/21/02	at South Carolina	21	143	1
9/28/02	Cincinnati	21	103	1
10/12/02	Syracuse	29	124	0
10/19/02	at UConn	35	223	1
11/16/02	at Rutgers	48	215	1
Ryquell Armstead (10)				
10/1/16	SMU	15	159	2
10/21/16	USF	20	210	2
11/4/16	at UConn	20	133	0
10/21/17	at Army	18	151	2
9/8/18	Buffalo	14	107	0
9/15/18	at Maryland	26	118	0
9/20/18	Tulsa	24	108	1
9/29/18	at Boston College	24	171	4
11/1/18	at #9UCF	27	142	0
11/10/18	at Houston	30	210	6

Date	Opponent	Att.	Yds.	TD
Matt Brown (10)				
11/21/09	Kent State	18	156	2
11/27/09	at Ohio	25	172	1
10/2/10	at Army	28	226	4
10/23/10	at Buffalo	20	109	0
10/8/11	at Ball State	15	114	1
10/15/11	Buffalo	12	120	1
10/22/11	at Bowling Green	22	119	1
11/9/11	Miami (OH)	24	123	1
11/19/11	Army	8	133	2
8/31/12	Villanova	19	145	1
Jahad Thomas (9)				
10/11/14	Tulsa	14	152	0
9/5/15	Penn State	29	135	2
9/12/15	at Cincinnati	26	193	1
10/2/15	at Charlotte	20	109	2
10/17/15	UCF	31	199	3
11/28/15	UConn	20	119	2
10/15/16	UCF	27	120	1
10/29/16	Cincinnati	17	151	0
11/26/16	ECU	24	152	2
Henry Hynoski (8)				
9/22/73	Akron	18	122	1
11/10/73	Rhode Island	15	109	1
9/28/74	at Boston College	20	138	0
10/9/74	Pittsburgh	27	132	2
10/26/74	Delaware	28	154	0
11/10/74	Boston College	14	138	0
11/16/74	at West Virginia	25	128	1
11/23/74	at Villanova	28	117	0
Todd McNair (8)				
9/5/87	at Toledo	23	101	1
9/19/87	at Pittsburgh	41	213	0
9/24/87	Akron	32	127	2
10/10/87	Tulsa	30	157	2
11/7/87	at ECU	29	120	1
11/21/87	Rutgers	27	153	0
11/12/88	at Akron	28	143	1
11/26/88	Boston College	22	121	2
Mark Bright (6)				
9/16/78	at Drake	11	105	0
9/29/79	Pittsburgh	26	114	0
10/6/79	at Rutgers	27	159	0
10/13/79	Syracuse	26	163	0
11/3/79	at Hawaii	17	123	0
12/15/79	California	19	112	0
Zachary Dixon (6)				
11/19/77	at Villanova	20	119	3
10/7/78	at William & Mary	22	114	0
10/14/78	Cincinnati	33	241	0
11/4/78	at Akron	13	100	0
11/11/78	at Rutgers	30	135	0
11/25/78	Villanova	20	119	3
Stacey Mack (6)				
9/6/97	Boston College	16	121	1
9/13/97	at Penn State	14	104	1
11/1/97	Rutgers	20	164	3
9/5/98	at Toledo	20	114	0
9/12/98	Akron	15	102	0
10/3/98	William & Mary	18	134	1
Montel Harris (5)				
10/6/12	USF	24	133	2
10/13/12	at UConn	30	142	1
11/3/12	at #12/10 Louisville	15	155	1
11/17/12	at Army	36	351	7
11/23/12	Syracuse	21	106	0
Tom Sloan (5)				
9/22/73	Akron	17	198	1
9/29/73	at Holy Cross	19	118	0
10/20/73	Boston U.	16	125	0
11/10/73	Rhode Island	27	171	0
11/17/73	at Drake	15	107	0

Date	Opponent	Att.	Yds.	TD
Walter Washington, QB (5)				
11/15/03	Virginia Tech	26	151	0
11/29/03	at West Virginia	36	119	4
9/18/04	Florida A&M	21	119	2
11/6/04	at West Virginia	21	117	2
11/13/04	Syracuse	27	185	3
Anthony Anderson (4)				
9/11/76	at Akron	17	159	1
9/17/77	Drake	32	217	2
10/1/77	at Delaware	26	118	1
9/23/78	at Pittsburgh	20	111	1
Jim Brown (4)				
9/5/81	Wm. & Mary	16	125	3
9/19/81	at Delaware	23	132	1
10/24/81	at Cincinnati	22	172	2
11/07/81	at West Virginia	30	178	0
Tim Brown (4)				
9/30/06	at Vanderbilt	31	147	1
10/12/06	Clemson	23	121	0
10/28/06	Bowling Green	21	104	0
11/4/06	Central Michigan	23	101	0
Re'Mahn Davis (4)				
9/28/19	Georgia Tech	29	135	2
10/3/19	at ECU	24	157	1
11/30/19	UConn	17	105	1
10/24/20	at Memphis	20	113	0
Kevin Duckett (4)				
11/3/79	at Hawaii	17	123	0
9/20/80	Delaware	16	107	0
10/4/80	Boston U.	14	133	2
11/1/80	at Louisville	22	105	0
Tom Duff (4)				
10/4/75	Cincinnati	27	114	2
10/25/75	at Delaware	9	130	3
11/1/75	at Dayton	33	183	0
11/22/75	Drake	15	108	1
Umar Ferguson (4)				
9/18/04	Florida A&M	25	118	2
9/24/05	Western Michigan	33	110	1
10/1/05	at Bowling Green	28	132	1
11/19/05	Navy	22	116	0
Bob Harris (4)				
10/12/74	Southern Illinois	8	113	1
9/5/75	Penn State	12	103	1
9/18/76	Grambling	10	169	1
10/06/76	at Drake	16	107	1

100-YARD RUSHERS SAME GAME

Opponent	Year	Players	Yards
Army2011	Bernard Pierce	157
.....		Matt Brown	133
at Bowling Green2011	Matt Brown	119
.....		Bernard Pierce	107
Buffalo2011	Bernard Pierce	152
.....		Matt Brown	120
at Ball State2011	Bernard Pierce	121
.....		Matt Brown	114
at Buffalo2010	Matt Brown	109
.....		Bernard Pierce	106
Florida A&M2004	Walt.Washington (QB)	119
.....		Umar Ferguson	118
Rutgers1997	Stacey Mack	164
.....		Elmarko Jackson	101
Cincinnati1984	Paul Palmer	128
.....		Brian Slade (TE)	120
at Hawaii1979	Mark Bright	153
.....		Kevin Duckett	123
at Pittsburgh1974	Henry Hynoski	132
.....		Kevin Grady	106
Southern Illinois1974	Jeff Marshman	124
.....		Bob Harris	113
Akron1973	Tom Sloan	198
.....		Henry Hynoski	122
Rhode Island1973	Tom Sloan	171
.....		Henry Hynoski	109

100-YARD RUSHING GAMES (1971-PRESENT)

Date	Opponent	Att.	Yds.	TD
Ventres Stevenson (4)				
9/2/89	at West. Michigan	31	182	2
9/16/89	at Penn State	26	129	0
10/14/89	at Boston College	25	172	1
10/28/89	Northern Illinois	29	133	1
Leon Brown (3)				
9/15/90	Austin Peay	17	129	1
10/19/91	Navy	28	158	1
11/23/91	Akron	21	104	2
Jager Gardner (2)				
11/6/15	at SMU	6	110	1
11/7/19	at USF	25	133	0
Harold Harmon (3)				
9/18/82	Delaware	24	209	1
10/9/82	at Louisville	13	116	0
11/13/82	Colgate	23	170	1
Kenneth Harper (2)				
9/14/13	Fordham	16	105	1
11/1/14	Memphis	17	116	1
David Hood (2)				
10/7/17	at ECU	20	106	1
11/10/17	at Cincinnati	23	108	1

Date	Opponent	Att.	Yds.	TD
Paul Loughran (2)				
9/30/72	Holy Cross	18	135	0
10/20/72	at Boston U.	24	162	1
Ralphiel Mack (2)				
10/16/93	at Virginia Tech	20	150	0
10/23/93	Akron	17	111	0
Scott McNair (2)				
11/18/89	Rutgers	13	109	0
11/17/90	Rutgers	21	192	2
Brian Slade (2)				
10/25/80	at Cincinnati	15	162	1
11/3/84	Cincinnati	15	120	0
Michael Billops (1)				
9/17/05	Toledo	18	121	1
Efrain Cabrera (1)				
11/21/92	Rutgers	26	129	1
Chris Coyer, QB (1)				
11/2/11	at Ohio	17	184	0
Eugene Culbreath (1)				
10/28/95	at Miami (FL)	26	124	0
Makonnen Fenton (1)				
8/30/03	at Penn State	23	118	1

Date	Opponent	Att.	Yds.	TD
Kevin Grady (1)				
10/9/74	at Pittsburgh	15	106	1
Jason Harper (1)				
9/15/07	at UConn	22	114	1
Nelson Herrera (1)				
9/17/88	at Navy	22	104	1
Elmarko Jackson (1)				
11/1/97	Rutgers	17	101	1
Sam Jenkins (1)				
10/17/92	Pittsburgh	22	108	0
Jeff Marshman (1)				
10/12/74	S. Illinois	14	124	0
Jason McKie (1)				
8/30/01	Navy	11	120	1
Tom Quinn (1)				
10/31/87	at Army	29	144	1
Daryl Robinson (1)				
11/17/07	Kent State	17	105	0
Craig Sawyer (1)				
10/6/84	at William & Mary	15	100	1





100-YARD RECEIVING GAMES (1971-PRESENT)



Date	Opponent	Rec.	Yds.	Avg.	TD
Van Johnson (8)					
10/22/94	Syracuse	6	111	18.5	1
10/29/94	at Pittsburgh	6	103	17.2	0
11/12/94	West Virginia	5	144	28.8	1
9/7/96	Washington State	11	144	13.1	1
10/5/96	at Pittsburgh	7	214	30.6	3
10/26/96	at Rutgers	6	131	21.8	2
11/2/96	Miami (FL)	7	121	17.3	1
11/16/96	at Boston College	8	126	15.8	0
Jadan Blue (6)					
8/31/19	Bucknell	10	117	11.7	1
9/14/19	Maryland	5	132	26.4	1
11/7/19	at USF	11	121	11.0	0
11/16/19	Tulane	12	131	10.9	1
11/23/19	at Cincinnati	13	120	9.2	0
10/24/20	at Memphis	13	115	8.8	3
Willie Marshall (6)					
10/6/84	at William & Mary	4	123	30.8	1
10/5/85	at Cincinnati	6	124	20.7	1
10/26/85	at Syracuse	4	160	40.0	1
11/9/85	Pittsburgh	7	183	26.1	0
11/8/86	Boston College	9	139	15.4	1
11/15/86	at Alabama	5	115	23.0	0
Ventell Bryant (5)					
10/21/16	USF	5	115	23.0	0
11/19/16	at Tulane	9	168	18.6	1
12/27/16	Wake Forest	11	151	13.7	0
10/13/18	at Navy	8	147	18.4	1
11/1/18	at #9UCF	7	109	15.6	2
Troy Kersey (5)					
10/15/94	at Boston College	3	103	34.3	0
9/2/95	at Kansas State	5	118	23.6	1
9/30/95	Bowling Green	3	120	40.0	1
11/11/95	Virginia Tech	5	130	26.0	1
8/31/96	at East. Michigan	7	178	25.4	1
Branden Mack (5)					
8/31/19	Bucknell	9	130	14.4	0
10/3/19	at ECU	9	107	11.9	0
10/12/19	Memphis	9	125	13.9	1
10/26/19	UCF	5	104	20.8	1
11/30/19	UConn	5	171	34.2	2
Robby Anderson (4)					
10/26/13	at SMU	9	239	26.6	2
11/16/13	UCF	8	184	23.0	2
10/22/15	at ECU	8	126	15.8	1
12/5/15	at #19 Houston	12	150	12.5	1
Michael Campbell (4)					
9/3/10	Villanova	8	127	15.9	1
10/2/10	at Army	5	124	24.8	2
11/6/10	at Kent State	5	137	27.4	0
11/16/10	Ohio	11	131	11.9	2
Jalen Fitzpatrick (4)					
10/19/13	Army	4	128	32.0	1
9/27/14	@UConn	6	108	18.0	1
10/11/14	Tulsa	5	107	21.4	1
11/15/14	@Penn State	4	113	28.25	1
Bruce Francis (4)					
9/29/07	at Army	6	133	21.2	1
11/2/07	at Ohio	8	101	12.6	1
11/1/08	at Navy	5	151	30.2	2
11/22/08	Eastern Michigan	9	125	13.9	4
Phil Goodman (4)					
9/6/03	Villanova	8	139	17.3	0
9/20/03	at Cincinnati	8	129	16.1	0
9/25/04	at Toledo	8	106	13.3	0

11/6/04	at West Virginia	9	102	25.5	1
Keith Gloster (4)					
10/5/85	at Cincinnati	3	132	44.0	1
9/20/86	Florida A&M	3	101	33.7	1
10/11/86	ECU	3	100	33.3	2
11/22/86	at Rutgers	5	125	25.0	2
Gerald Luceur (4)					
9/15/79	Drake	5	115	23.0	1
10/6/79	at Rutgers	7	142	20.3	2
10/29/79	Cincinnati	8	181	22.6	3
11/24/79	at Villanova	8	175	21.9	3
Zamir Cobb (3)					
8/30/03	at Penn State	6	105	17.5	0
9/6/03	Villanova	8	111	13.9	1
9/20/03	at Cincinnati	9	120	13.3	1
Sean Dillard (3)					
9/9/00	at Maryland	7	121	17.3	0
9/8/01	Toledo	5	113	22.6	0
11/24/01	UConn	9	148	16.4	2
Bruce Gordon, TE (3)					
9/17/05	Toledo	8	103	12.9	0
10/22/05	at Clemson	8	120	15.0	0
11/19/05	at Navy	10	125	12.5	1
Randy Grossman (3)					
9/29/73	at Holy Cross	6	100	16.7	0
11/17/73	at Drake	7	126	18.0	0
11/24/73	at Villanova	5	109	21.8	1
Adonis Jennings (3)					
11/26/16	ECU	6	100	16.6	0
12/27/16	Wake Forest	7	154	22.0	2
11/2/17	Navy	5	127	25.4	2
Steve Watson (3)					
11/05/77	Rutgers	3	102	34.0	1
11/19/77	at Villanova	8	112	14.0	0
9/16/78	at Drake	3	100	33.3	1
Ken Williams (3)					
9/18/76	Grambling	5	118	23.6	2
10/23/76	at Syracuse	9	150	16.6	0
10/30/76	Penn State	4	115	28.8	2
Marc Baxter (2)					
10/22/94	Syracuse	6	110	18.3	0
10/29/94	at Pittsburgh	3	102	34.0	0
Rich Drayton (2)					
10/29/88	at Rutgers	6	184	30.7	2
11/24/90	at Boston College	6	133	22.2	0
Clint Graves (2)					
10/14/72	West Virginia	11	115	10.4	1
11/11/72	Rhode Island	15	148	9.9	0
Jason Harper (2)					
11/12/08	at Kent State	10	209	20.9	2
11/28/08	Akron	6	115	19.2	0
Carlos Johnson (2)					
10/3/98	William & Mary	6	130	21.7	2
10/30/99	Rutgers	10	133	13.3	3
Mike Palys (2)					
10/22/88	at California	3	105	35.0	0
11/26/88	Boston College	3	155	51.7	3
Wiley Pitts (2)					
10/7/78	at William & Mary	11	104	9.4	0
9/15/79	Drake	4	102	25.5	2

Date	Opponent	Rec.	Yds.	Avg.	TD
Jahad Thomas (2)					
10/17/14	at Houston	3	150	50	0
10/6/16	at Memphis	6	121	20.0	2
Isaiah Wright (2)					
9/29/18	at Boston College	7	114	16.3	0
10/3/19	at ECU	9	104	11.6	1
Mike Blandina (1)					
9/22/73	Akron	3	113	37.7	1
Jim Brown (1)					
10/16/82	at Pittsburgh	6	116	19.3	1
Kenyatta Carter (1)					
9/19/98	at Boston College	6	108	18.0	0
Russell Carter (1)					
10/15/83	ECU	9	131	14.6	0
Ikey Chuku (1)					
9/18/04	Florida A&M	5	115	23.0	1
Chris Coyer, TE (1)					
11/30/13	at Memphis	3	129	43.0	1
George Deveney (1)					
9/22/90	at Wisconsin	4	101	25.3	0
Joe Dugan (1)					
10/29/77	at Cincinnati	7	105	15.0	0
Jamie Gilmore (1)					
10/11/14	Tulsa	2	100	50	0
Tracey Hall (1)					
9/19/81	at Delaware	5	107	21.4	0
Randle Jones (1)					
10/24/20	at Memphis	12	118	9.8	0
Lew Lawhorn (1)					
10/03/92	at Washington St.	5	145	29.0	0
Pete Righi (1)					
9/05/75	Penn State	7	150	21.4	0
Travis Shelton (1)					
10/21/06	at North. Illinois	7	204	29.1	2
Leslie Shepherd (1)					
11/23/91	Akron	5	116	23.2	0
Tom Sloan (1)					
10/28/72	Delaware	3	112	37.3	1
Jeff Stempel (1)					
11/2/74	at Cincinnati	7	120	17.1	0
Terrence Stubbs (1)					
9/20/03	at Cincinnati	6	123	20.5	0
Kevin Walker (1)					
9/27/97	Maryland	5	112	22.4	0
Kedrick Whitehead (1)					
10/21/95	at ECU	7	113	16.1	0



200-YARD PASSING GAMES (1971-PRESENT)



Date Opponent Att. Cmp. Yds. TD

Phillip Walker (27)

10/11/13	at Cincinnati	22	12	200	2
10/19/13	Army	16	10	203	2
10/26/13	at SMU	37	26	293	4
11/2/13	at Rutgers	31	21	203	2
11/16/13	UCF	44	26	382	4
11/23/13	UConn	46	26	280	1
11/30/13	at Memphis	32	20	328	4
8/28/14	at Vanderbilt	34	23	207	2
9/6/14	Navy	49	29	240	2
9/27/14	at UConn	29	20	231	1
10/11/14	Tulsa	31	15	294	2
10/17/14	at Houston	29	12	259	1
12/6/14	at Tulane	38	20	255	1

9/19/15	at UMass	48	28	391	1
10/22/15	at ECU	35	19	250	1
11/6/15	at SMU	25	18	268	4
11/14/15	at USF	48	20	259	1
11/21/15	Memphis	26	14	261	2
12/5/15	at #19 Houston	44	26	287	1
12/22/15	Toledo [BRB]	42	23	236	0
9/17/16	at Penn State	34	25	286	0
9/24/16	Charlotte	26	15	268	2
10/6/16	at Memphis	59	36	445	2
10/21/16	USF	21	14	209	1
11/4/16	at UConn	18	12	215	3
11/19/16	at Tulane	33	18	337	2
12/27/16	Wake Forest [MB]	49	28	396	2

Anthony Russo (20)

9/15/18	at Maryland	25	15	228	1
9/29/18	at Boston College	45	20	255	0
10/6/18	ECU	25	21	254	4
10/13/18	at Navy	31	23	300	1
10/20/18	#20 Cincinnati	41	20	237	3
11/1/18	at #9UCF	52	31	444	4
11/10/18	at Houston	22	14	217	0
11/17/18	USF	34	20	264	0
12/27/18	Duke [IB]	46	25	228	1

8/31/19	Bucknell	41	32	409	4
9/14/19	Maryland	37	20	277	3
9/21/19	at Buffalo	51	25	258	3
10/3/19	at ECU	34	23	208	1
10/12/19	Memphis	33	20	224	2
11/16/19	Tulane	38	22	221	2
11/23/19	at Cincinnati	43	24	228	1
11/30/19	UConn	23	14	247	2

10/10/20	at Navy	30	21	206	1
10/17/20	USF	42	30	270	4
10/24/20	at Memphis	63	41	387	4

Henry Burris (15)

9/17/94	ECU	44	18	270	1
9/24/94	at Army	39	21	218	1
10/1/94	Penn State	42	23	323	2
10/15/94	at Boston College	28	17	241	1
10/22/94	Syracuse	53	32	392	4
10/29/94	at Pittsburgh	42	21	336	2
11/5/94	at Rutgers	32	20	245	3
11/12/94	West Virginia	38	20	291	2
9/30/95	Bowling Green	37	16	281	2
10/21/95	at ECU	42	20	297	2
8/31/96	at Eastern Michigan	29	16	284	2
9/7/96	Washington State	33	23	268	1
10/5/96	at Pittsburgh	41	25	445	3
11/2/96	Miami (FL)	28	14	235	3
11/16/96	at Boston College	34	16	252	1

Date Opponent Att. Cmp. Yds. TD

Mike McGann (13)

9/22/01	at Bowling Green	46	23	256	0
10/27/01	Pittsburgh	20	15	240	0
8/29/02	Richmond	31	18	213	2
9/28/02	Cincinnati	32	15	208	1
10/12/02	Syracuse	38	20	340	2
10/26/02	at Virginia Tech	32	17	230	1
11/9/02	at Pittsburgh	38	25	221	0
9/6/03	Villanova	27	17	238	1
9/20/03	at Cincinnati	46	26	338	2
9/27/03	at Louisville	45	24	304	1
9/10/05	at Arizona State	37	18	203	1
10/22/05	at Clemson	38	23	298	1
11/19/05	at Navy	38	24	245	1

Adam DiMichele (11)

10/20/06	at Northern Illinois	29	20	322	3
11/4/06	Central Michigan	35	24	228	3
9/22/07	at Bowling Green	41	27	299	4
9/29/07	at Army	42	23	314	2
10/6/07	Northern Illinois	32	18	202	0
10/13/07	at Akron	34	23	242	3
9/13/08	at Buffalo	33	24	285	3
11/1/08	at Navy	28	21	340	3
11/12/08	at Kent State	29	17	282	3
11/22/08	Eastern Michigan	37	21	370	6
11/28/08	Akron	30	15	220	0

Tim Riordan (9)

9/11/82	at Syracuse	23	16	220	2
10/16/82	at Pittsburgh	29	18	241	2
10/30/82	Cincinnati	22	16	219	4
11/13/82	at Colgate	37	21	239	0
11/29/82	ECU	33	22	248	1
10/8/83	at Cincinnati	36	22	269	1
10/15/83	ECU	48	24	281	1
10/29/83	at Georgia	36	18	211	2
11/12/83	Louisville	27	17	201	1

Lee Saltz (9)

10/20/84	Delaware	28	15	219	1
9/7/85	at Boston College	32	14	204	1
10/5/85	at Cincinnati	20	14	307	2
10/26/85	at Syracuse	21	11	281	2
11/9/85	Pittsburgh	27	16	250	0
9/6/86	at Penn State	32	19	202	0
11/8/86	Boston College	23	14	208	1
11/15/86	at Alabama	27	17	202	1
11/22/86	at Rutgers	19	11	209	2

Walter Washington (8)

11/22/03	Pittsburgh	40	24	278	1
9/18/04	Florida A&M	26	16	222	1
9/25/04	at Toledo	36	15	205	0
10/9/04	Pittsburgh	44	30	314	3
10/16/04	at Rutgers	39	21	219	0
10/23/04	at UConn	44	21	276	2
11/6/04	at West Virginia	24	16	206	1
11/20/04	Boston College	38	25	283	2

Steve Joachim (7)

9/22/73	Akron	14	10	217	2
9/14/74	at Rhode Island	21	13	245	3
9/28/74	at Boston College	33	21	205	3
10/5/74	Marshall	16	11	203	2
10/26/74	Delaware	31	13	219	2
11/27/74	at Cincinnati	32	15	245	0
11/16/74	at West Virginia	24	18	208	2

Frank Nuttle (7)

10/21/17	at Army	29	20	290	1
11/2/17	Navy	30	22	289	4
11/10/17	at Cincinnati	30	19	224	1
11/18/17	#15 UCF	40	17	201	2
11/25/17	at Tulsa	28	20	262	3
12/21/17	FIU [BBMGB]	28	18	254	1
9/8/18	Buffalo	31	15	216	3

Date Opponent Att. Cmp. Yds. TD

Matt Baker (6)

11/21/87	Rutgers	39	17	229	1
10/22/88	at California	28	16	264	1
10/29/88	at Rutgers	29	17	313	3
11/12/88	Akron	15	9	203	3
11/26/88	Boston College	14	7	203	3
10/20/90	Virginia Tech	35	23	270	1

Brian Broomell (5)

9/8/79	at West Virginia	19	11	212	2
9/15/79	Drake	17	13	259	4
10/6/79	at Rutgers	20	14	246	2
10/29/79	Cincinnati	22	14	313	5
11/24/79	at Villanova	26	17	287	3

Logan Marchi (5)

9/2/17	at Notre Dame	35	19	245	2
9/9/17	Villanova	34	20	274	0
9/15/17	UMass	37	22	248	3
10/7/17	at ECU	31	19	321	2
10/14/17	UConn	54	33	356	1

Devin Scott (5)

9/2/99	Maryland	51	32	228	0
10/2/99	at Pittsburgh	31	24	200	0
10/23/99	at West Virginia	47	24	297	2
10/30/99	Rutgers	45	36	311	2
9/9/00	at Maryland	34	24	336	0

Mike Gerardi (4)

10/30/10	Akron	22	15	209	1
11/6/10	at Kent State	29	21	368	2
11/17/10	Ohio	48	28	311	2
9/1/11	Villanova	20	14	235	2

Pat Carey (4)

9/5/75	Penn State	31	12	219	0
11/8/75	Rhode Island	16	11	203	3
10/2/76	Delaware	25	13	208	1
12/11/77	Grambling (Tokyo)	21	12	206	0

Tink Murphy (4)

11/8/80	West Virginia	27	14	231	3
9/5/81	William & Mary	24	14	230	3
9/19/81	at Delaware	44	20	285	0
10/17/81	at Rutgers	20	15	204	0

Vaughn Charlton (3)

11/10/07	Penn State	43	26	238	0
9/3/09	Villanova	28	19	317	2
9/19/09	at Penn State	33	15	205	0

Pat Bonner (2)

9/27/97	Maryland	22	11	203	0
10/18/97	at Syracuse	21	12	207	0

Terry Gregory (2)

10/23/76	at Syracuse	20	12	200	1
10/30/76	Penn State	35	19	290	4

Anthony Richardson (2)

11/11/89	at ECU	37	22	305	2
11/10/90	at Pittsburgh	20	15	241	1

Doug Shobert (2)

9/23/72	at Boston College	42	22	227	1
10/23/72	Delaware	30	13	230	1

Mac DeVito (1)

11/24/01	UConn	18	13	202	4
----------	-------	----	----	-----	---

Phil Lang (1)

9/8/93	at Eastern Michigan	26	15	218	1
--------	---------------------	----	----	-----	---

Chester Stewart (1)

9/3/10	Villanova	27	16	200	1
--------	-----------	----	----	-----	---

James Thompson (1)

10/3/87	at Penn State	27	17	213	0
---------	---------------	----	----	-----	---



BOWL HISTORY

Date	Bowl/Opponent	Temple Coach	Result	Stadium Location
Jan. 1, 1935	Sugar Bowl/ #13 Tulane	Pop Warner	L, 14-20	Tulane Stadium/New Orleans, La.
Dec. 15, 1979	Garden State Bowl II/ California	Wayne Hardin	W, 28-17	Giants Stadium/East Rutherford, N.J.
Dec. 29, 2009	EagleBank Bowl/ UCLA	Al Golden	L, 21-30	RFK Stadium/ Washington, D.C.
Dec. 17, 2011	Gildan New Mexico Bowl/ Wyoming	Steve Addazio	W, 37-15	UNM Stadium/Albuquerque, N.M.
Dec. 22, 2015	Marmot Boca Raton Bowl/ Toledo	Matt Rhule	L, 17-32	FAU Stadium/Boca Raton, Fla.
Dec. 27, 2016	Military Bowl/ Wake Forest	Ed Foley	L, 26-34	Navy-Marine Corps Memorial Stadium/Annapolis, Md.
Dec. 21, 2017	Gasparilla Bowl/ FIU	Geoff Collins	W, 28-3	Tropicana Field/St. Petersburg, Fla.
Dec. 27, 2018	Independence Bowl/ Duke	Ed Foley	L, 27-56	Independence Stadium/Shreveport, La.
Dec. 27, 2019	Military Bowl/ UNC	Rod Carey	L, 13-55	Navy-Marine Corps Memorial Stadium/Annapolis, Md.

Bowl Participation

Name	09	11	15	16	17	18	19	T
Aaron Adu							x	1
Shahbaz Ahmed							S	1
Ryan Alderman			x					1
Kareem Ali			x					1
Jarred Alwan			S	S				2
Robby Anderson			S					1
Daniel Archibong			S	S	S			3
Ryquell Armstead			x	x	S			3
Boye Aromire			x					1
Jeremiah Atoki			x	x				2
Matt Balsavage			x	S				2
Khris Banks				x				1
Jose Barbon				S				1
Adam Barry				x				1
Trad Beatty				x				1
Samuel Benjamin				x				1
Wyatt Benson				x				1
Jadan Blue				S				1
Morris Blueford				x				1
Cody Booth				x				1
Freddie Booth-Lloyd				x	x	x		3
Cole Boozer				S	S			2
Aaron Boumerhi				x	x			2
Conner Bowler				x				1
Pat Boyle				x	S			2
Sean Boyle				x				1
Shaun Bradley				x	x	S	S	4
Tom Bradway				x	x			2
Christian Braswell					S	S		2
Wilbert Brinson				x				1
Kimere Brown				x	x			2
Levi Brown				S				1
Matt Brown				x	x			2
Morkeith Brown				S				1
Jake Brownell				x				1
Keyvone Bruton				x	x	x		3
Ventell Bryant				x	x	x	S	4
Nyles Bynum				x				1
Tomas Cabrera				x				1
Michael Campbell				S				1
Steve Caputo				S				1
Vaughn Carraway				x	x			2
Brian Carter				S	x	S		3
Todd Centelo						x	x	2
Sean Chandler				S	S	S		3
Vaughn Charlton				S				1
John Christopher				x				1
Brandon Chudnoff				x				1
Elijah Clark					x			1
Chris Coyer				S				1
Linwood Crump				x	x	S		3
Anthony Cruz					x	x		2
Kadeem Custis				x				1
Re'Mahn Davis					S			1
Dion Dawkins				S	S			2
Kevin DeCaesar					x	x		2
Romond Deloatch				S	x			2
Derek Dennis				S				1
Karamo Dioubate				x	x	x	x	4
Michael Dogbe				x	S	x	S	4
Michael Doty				x				1
Arnold Ebiketie					x	x		2
Andrew Eisenson					x			1
Marshall Elick				x	x			2
Avery Ellis				x	x			2
Malcolm Eugene				x				1
Kwesi Evans					x			1
Jovahn Fair				S	S	S	S	4
Matt Falcone				x				1
Michael Felton				x				1
Anthony Ferla				x				1
Sharif Finch				x		S		2
Jalen Fitzpatrick				x				1
Jared Folks				x				1
Jonny Forrest					x			1
Atrrel Foster				x	S	S		2
Sam Franklin				x	S	S	S	4
Kyle Friend				S				1
Ron Gaines					x			1

Name	09	11	15	16	17	18	19	T
Jager Gardner				x		S		2
Mike Gerardi				x				1
Justin Gildea				x	S			2
J.D. Gomez						x		1
Isaiah Graham-Mobley					x	x		2
Delano Green				x				1
Marcus Green				x				1
Kee-ayre Griffin				S				1
Daishaun Grimes				x				1
Nate Hairston				x	x			2
John Haley				S				1
Kenneth Harper				x				1
Dominique Harris				S				1
Will Hayes				S				1
Matt Hennessy				S	S	S		3
Jimmy Hogan					S			1
David Hood				x	x	x		3
Joseph Hooper						S		1
Chris Hutton				x				1
Matt Ioannidis				x				1
Audley Isaacs					x	x		2
Alex Jackson				x				1
Aaron Jarman					x			1
Jaiquawn Jarrett				S				1
Cequan Jefferson				x	x			2
Adonis Jennings				x	S	S		3
Jeremy Jennings					x	x		2
Thomas Joe-Kamara					x			1
Freddie Johnson					x	x	S	3
Kamal Johnson				x				1
Leon Johnson				x	S	S		3
Stephan Johnson				S				1
Zamel Johnson				S				1
Austin Jones					x			1
Joe Jones				S				2
Maurice Jones				S	x			2
Mike Jones					S			1
Randle Jones					x	S		2
Todd Jones					x	x	S	4
Layton Jordan					x			1
Alex Joseph				S				1
Elijah "Peanut" Joseph				S				1
Elisha "Eli" Joseph				S				1
Amara Kamara				x				1
DeAndre Kelly					x	x		2
Travon King					x			1
Keith Kirkwood					x	S		2
Adam Klein					S	S		2
Sam Kramer						x		1
Kevin Kroboth				x	S			2
William Kwenkeu					x	S	x	4
Jacob LaFree					x	x		1
Cole Lerch					x	x		2
Corey Lerch					x	x	x	3
Dana Levine					x	x	S	4
Marquise Liverpool				S				1
Eric Lofton				S				1
Branden Mack					x	S	S	3
Colin Madison				S				1
Ifeanyi Maijeh					x	S		2
Saladeem Major				S				1
Travis Malinowski					x	x		2
Steve Maneri				S				1
Stephaun Marshall					x	S		2
Jacob Martin					x	S		2
Jordan Martin					x			1
Praise Martin-Oguike					x	S		2
David Martin-Robinson					x	S		2
Ty Mason					x	x		2
Tyler Matakevich					S			1
Tyler Mayes					x			1
Brendan McGowan				S				1
James McHale					x	x	x	3
Brandon McManus					x	x		2
Lamar McPherson					x			1
Zack Mesday					x	x		2
Deon Miller				S				1
Will Mobley					x	x		2
Ayron Monroe					x			1
Chauncey Moore					x			1

Name	09	11	15	16	17	18	19	T
Isaac Moore						x	S	2
Darius Morris				S				1
Chris Myarick					x	S	x	3
Andre Neblett				S				1
Jaimeen Newman				x				1
James Nixon				x				1
Frank Nuttle					S			1
David Nwaogwugwu						x		1
John Palumbo				S				1
Kip Patton					x			1
Nick Picozzi							x	1
Vincent Picozzi						x	S	2
Bernard Pierce				S	S			2
Leon Pinto							x	1
Boaz Pogue						x	x	2
Darryl Pringle				x				1
Wisdom Quarshie						x		1
Delvon Randall					x	S	S	4
Kadas Reams							x	1
Haason Reddick					S	S		2
Evan Regas					x			1
George Reid						x	x	2
Yvandy Rigby							x	1
Rob Ritrovato					x	S	x	3
Kevin Robertson							x	1
Anthony Robey					S			1
Adrian Robinson					S	S		2
Averee Robinson					S	S		2
Jaelin Robinson						x	x	3
Jake Robinson						x	x	3
Quincy Roche							x	3
Evan Rodriguez					S	S		2
Aaron Ruff						x	x	2
Tayvon Ruley							x	1
Chapelle Russell						S	S	2
Anthony Russo						x	S	3
3Sean Ryan							x	1
Brian Sanford					x			1
Edward Saydee							x	1
John Schonbrunner					S			1
Nick Sharga						x	S	3
Brandon Shippen					S			1
Cortelle Simpson						x		1
Ahkeem Smith					x			1
Chris Smith						x		1
Jordan Smith							x	1
Nate D. Smith						S		1
Nate L. Smith						S	x	2
Alex Starzyk						x	x	3
Victor Stoffel							x	1
Rod Streater						x		1
Adrian Sullivan							S	2
Jullian Taylor							x	1
Derrek Thomas						S	x	2
Gordon Thomas							x	1
Jahad Thomas						S	S	2
Jyquis Thomas						x		2
Colin Thompson						x	S	2
Wayne Tribue						x	S	2
Amir Tyler								1
Devin Tyler						S		1
Phillip Walker						S	S	2
Martin Wallace						S		1
Benny Walls							x	4
Hershey Walton						S		1
Greg Webb							x	2
Quinten White							x	1
Tahir Whitehead						x	S	2
Muhammad Wilkerson						S		1
Avery Williams						S	S	2
Travon Williams							x	3
DaeSean Winston							x	2
Isaiah Wright							x	3
Brodrick Yancy							x	1
Kenny Yeboah							x	2
John Youboty						S		1
Tavon Young						S		1

BOWL RECORDS



TEMPLE			OPPONENTS	
HIGHS	LOWS		HIGHS	LOWS
23, Wyoming (2011)	13, Tulane (1935)	FIRST DOWNS Total	33, UNC (2019)	10, Tulane (1935)
17, California (1979)	3, Duke (2018)	Rushing	22, Wake Forest (2016)	3, California (1979)
15, Duke (2018)	4, Wyoming (2011)	Passing	15, UNC (2019)	7, Wyoming (2011)
3, UNC (2019)	4, California (1979)	Penalty	15, Duke (2018)	0, Duke (2018)
3, Toledo (2015)	0, California (1979)		4, FIU (2017)	0, Toledo (2015)
3, Wyoming (2011)				0, Wyoming (2011)
				0, UCLA (2009)
51, Wyoming (2011)	23, Wake Forest (2016)	RUSHING Attempts	43, Wake Forest (2016)	12, Tulane (1935)
255, Wyoming (2011)	-20, Wake Forest (2016)	Net Yards	43, Wyoming (2011)	23, California (1979)
6.4, California (1979)	-0.9, Wake Forest (2016)	Yards per Carry	238, UNC (2019)	2.2, FIU (2017)
3, FIU (2017)	0, Wake Forest (2016)	Touchdowns	11.7, Tulane (1935)	0, FIU (2017)
3, Wyoming (2011)			3, Duke (2018)	0, Wyoming (2011)
				0, UCLA (2009)
				0, California (1979)
49, Wake Forest (2016)	12, Wyoming (2011)	PASSING Attempts	44, Duke (2018)	16, Tulane (1935)
28, Wake Forest (2016)	12, California (1979)	Completions	32, Duke (2018)	8, Tulane (1935)
667, Wyoming (2011)	3, Tulane (1935)	Completion Pct.	727, Duke (2018)	483, Wake Forest (2016)
396, Wake Forest (2016)	231, Tulane (1935)	Yards	440, Duke (2018)	88, Tulane (1935)
2, UNC (2019)	19, Tulane (1935)	Interceptions	3, Duke (2018)	0, UNC (2019)
2, UCLA (2009)	0, FIU (2017)		3, Wyoming (2011)	0, Toledo (2015)
	0, Wyoming (2011)			
2, Wake Forest (2016)	0, California (1979)	Touchdowns	5, Duke (2018)	0, FIU (2017)
2, California (1979)	0, Toledo (2015)			
79, California (1979)	38, Tulane (1935)	TOTAL OFFENSE Plays	83, Duke (2018)	41, Tulane (1935)
424, Wyoming (2011)	201, Tulane (1935)	Net Yards	563, Duke (2018)	228, Tulane (1935)
6.7, Wyoming (2011)	3.7, Duke (2018)	Avg./Play	71, UNC (2019)	3.5, FIU (2017)
		PUNT RETURNS Number	4, UCLA (2009)	1, UNC (2019)
3, Toledo (2015)	0, Wyoming (2011)			1, Toledo (2015)
3, California (1979)				1, Wyoming (2011)
33, Toledo (2015)	-1, Wake Forest (2016)	Yards	57, UCLA (2009)	2, Wake Forest (2016)
		KICKOFF RETURNS Number	5, FIU (2017)	2, UNC (2019)
7, Duke (2018)	0, UNC (2019)		5, Wake Forest (2016)	
	0, FIU (2017)		5, UCLA (2009)	
174, Duke (2018)	0, FIU (2017)	Yards	134, Wake Forest (2016)	38, UNC (2019)
		INT RETURNS Number	2, UNC (2019)	0, FIU (2017)
3, Duke (2018)	0, UNC (2019)			0, California (1979)
3, Wyoming (2011)	0, Toledo (2015)			0, FIU (2017)
61, Duke (2018)	0, UNC (2019)	Yards	20, UNC (2019)	0, Toledo (2015)
	0, FIU (2017)			0, California (1979)
	0, Toledo (2015)			
12, Tulane (1935)	1, Wyoming (2011)	PUNTS Number	10, Tulane (1935)	0, UNC (2019)
363, Tulane (1935)	40, Wyoming (2011)	Yards	345, Tulane (1935)	0, UNC (2019)
43.2, Duke (2018)	30.3, Tulane (1935)	Average	47.0, Toledo (2015)	34.6, Wake Forest (2016)
		PENALTIES Number	9, Toledo (2015)	4, Duke (2018)
10, FIU (2017)	3, Duke (2018)			4, UCLA (2009)
	3, UCLA (2009)	Yards	68, Wake Forest (2016)	30, Duke (2018)
86, FIU (2017)	10, UCLA (2009)			
3, Wake Forest (2016)	0, UNC (2019)	FUMBLES Number	3, California (1979)	0, UCLA (2009)
	0, UCLA (2009)			
1, Duke (2018)	0, UNC (2019)	Lost	1, UNC (2019)	0, Duke (2018)
1, FIU (2017)	0, UNC (2019)		1, FIU (2017)	0, Wake Forest (2016)
1, Wake Forest (2016)	0, Toledo (2015)		1, California (1979)	0, Toledo (2015)
	0, Wyoming (2011)			0, Wyoming (2011)
1, California (1979)	0, UCLA (2009)			0, UCLA (2009)
		SCORING Points	56, Duke (2018)	3, FIU (2017)
37, Wyoming (2011)	13, UNC (2019)	PAT Attempts	8, Duke (2018)	0, FIU (2017)
4, Duke (2018)	0, Toledo (2015)			
4, FIU (2017)				
4, Wyoming (2011)		PAT Conversions	8, Duke (2018)	0, FIU (2017)
4, FIU (2017)	0, Toledo (2015)			
4, Wyoming (2011)		FG Attempts	2, FIU (2017)	0, Duke (2018)
4, Wake Forest (2016)	0, Duke (2018)		2, Wake Forest (2016)	0, Tulane (1935)
	0, FIU (2017)		2, UCLA (2009)	
	0, UCLA (2009)		2, UCLA (2009)	
	0, Tulane (1935)		2, California (1979)	
4, Wake Forest (2016)	0, UNC (2019)	FG Made	2, Wake Forest (2016)	0, Duke (2018)
	0, Duke (2018)		2, UCLA (2009)	0, Wyoming (2011)
	0, FIU (2017)			
	0, Tulane (1935)	Touchdowns	8, Duke (2018)	0, FIU (2017)
4, Duke (2018)	1, Toledo (2015)			
4, FIU (2017)				
4, Wyoming (2011)				
4, California (1979)				
		MISCELLANEOUS Sacks By	4, Wake Forest (2016)	0, Wyoming (2011)
7, FIU (2017)	0, UNC (2019)			
	0, Toledo (2015)	3rd Down Conv. Pct.	4, Wake Forest (2016)	0, Wyoming (2011)
.615 (8/13), Wyoming (2011)	.083 (1/12), Wake Forest (2016)	4th Down Conv. Pct.	.786 (11/14), UNC (2019)	.267 (4/15), FIU (2017)
1.000 (1/1), Wyoming (2011)	.000 (0/3), Duke (2018)		1.000 (1/1), UNC (2019)	.000 (0/1), Toledo (2015)
			(5/5), Wyoming (2011)	
			(1/1), UCLA (2009)	
32:33, Wyoming (2011)	25:53, Duke (2018)	Time of Possession	34:07, Duke (2018)	27:27, Wyoming (2011)
93, FIU (2017) [5 plays, 1:48, TD]		Longest TD Drive (Yds)	88, UNC (2019) [9 plays, 4:30]	
93, FIU (2017) [5 plays, 1:48, TD]		Longest Drive (Yards)	88, UNC (2019) [9 plays, 4:30, TD]	
14, UNC (2019) [50 yards, 5:26, missed FG]		Longest Drive (Plays)	16, UNC (2019) [66 yards, 5:41, FG]	
14, California (1979) [78 yards, 5:58, TD]				
6:34, Wyoming (2011) [13 plays, 60 yards, FG]		Longest Drive (Time)	7:43, UNC (2019) [12 plays, 52 yards, TD]	

T

BOWL RECORDS

T

	TEMPLE	OPPONENT
RUSHING		
Attempts	25, Bernard Pierce, Wyoming (2011)	17, Cade Carney, Wake Forest (2016)
Net Yards	112, Mark Bright, California (1979)	79, Kareem Hunt, Toledo (2015)
Touchdowns	2, Bernard Pierce, Wyoming (2011)	2, Antonio Williams, UNC (2019)
	2, Kevin Duckett, California (1979)	
Long Run	35, Joe Jones, Wyoming (2011)	41, Kareem Hunt, Toledo (2015)
PASSING		
Attempts	49, Phillip Walker, Wake Forest (2016)	41, Daniel Jones, Duke (2018)
Completions	28, Phillip Walker, Wake Forest (2016)	30, Daniel Jones, Duke (2018)
Completion Pct.	.667, Chris Coyer, Wyoming (2011)	.732, Daniel Jones, Duke (2018)
Yards	396, Phillip Walker, Wake Forest (2016)	423, Daniel Jones, Duke (2018)
Interceptions	2, Vaughn Charlton, UCLA (2009)	3, Brett Smith, Wyoming (2011)
Touchdowns	2, Phillip Walker, Wake Forest (2016)	5, Daniel Jones, Duke (2018)
	2, Brian Broomell, California (1979)	
Longest Pass	61, Chris Cover, Wyoming (2011)	85t, Daniel Jones, Duke (2018)
RECEPTIONS		
Receptions	11, Ventell Bryant, Wake Forest (2016)	12, T.J. Rahming, Duke (2018)
Yards	154, Adonis Jennings, Wake Forest (2016)	240, T.J. Rahming, Duke (2018)
Touchdowns	2, Adonis Jennings, Wake Forest (2016)	2, Dazz Newsome, UNC (2019)
		2, T.J. Rahming, Duke (2018)
		2, Dick Hardy, Tulane (1935)
Long Play	61, Rod Streater, Wyoming (2011)	85t, T.J. Rahming, Duke (2018)
TOTAL OFFENSE		
Plays	75, Phillip Walker, Toledo (2015)	63, Brett Smith, Wyoming (2011)
Total Yards	156, Matt Brown, UCLA (2009)	257, T.J. Rahming, Duke (2018)
PUNT RETURNS		
Number	3, Sean Chandler, Toledo (2015)	4, Terrence Austin, UCLA (2009)
Yards	33, Sean Chandler, Toledo (2015)	57, Terrence Austin, UCLA (2009)
Longest Return	14, Sean Chandler, Toledo (2015)	47, Terrence Austin, UCLA (2009)
KICKOFF RETURNS		
Number	6, Isaiah Wright, Wake Forest (2016)	5, Bryce Singleton, FIU (2017)
		5, Terrence Austin, UCLA (2009)
Yards	169, Isaiah Wright, Wake Forest (2016)	133, J. Armstrong, W.Forest (2016)
Longest Return	74, Isaiah Wright, Duke (2018)	85, Claude Simons, Tulane (1935)
INTERCEPTION RETURNS		
Number	1, Linwood Crump, Duke (2018)	Storm Duck, UNC (2019)
	1, Delvon Randall, Duke (2018)	Tomon Fox, UNC (2019)
	1, Benny Walls, Duke (2018)	1, Brandon Feamster, Duke (2018)
	1, Shaun Bradley, FIU (2017)	1, Duke Ejiofor, Wake Forest (2016)
	1, Sean Chandler, FIU (2017)	1, Juwan Haynes, Toledo (2015)
	1, Sean Chandler, Wake Forest (2016)	1, Akeem Ayers, UCLA (2009)
	1, Delvon Randall, Wake Forest (2016)	1, Rahim Moore, UCLA (2009)
	1, Anthony Robey, Wyoming (2011)	
	1, Kee-ayre Griffin, Wyoming (2011)	
	1, Kevin Kroboth, Wyoming (2011)	
	1, Marquise Liverpool, UCLA (2009)	
	1, Rick McCoy, California (1979)	
Yards	52, Delvon Randall, Duke (2018)	20, Storm Duck, UNC (2019)
Longest Return	52t, Delvon Randall, Duke (2018)	20t, Storm Duck, UNC (2019)
KICKOFFS		
Number	8, Brandon McManus, Wyoming (2011)	9, A.J. Reed, Duke (2018)
Yards	535, Brandon McManus, Wyoming (2011)	529, A.J. Reed, Duke (2018)
Average	66.9, Brandon McManus, Wyoming (2011)	65.0, Sean Young, FIU (2017)

	TEMPLE	OPPONENT
PUNTS		
Number	7, Jake Brownell, UCLA (2009)	8, Jeff Locke, UCLA (2009)
Yards	244, Jake Brownell, UCLA (2009)	326, Jeff Locke, UCLA (2009)
Average (min. 3 punts)	45.2, Alex Starzyk, Toledo (2015)	47.0, Nick Ellis, Toledo (2015)
Longest Punt	71, Alex Starzyk, Toledo (2015)	64, Nick Ellis, Toledo (2015)
SCORING		
Points	14, Aaron Boumerhi, Wake Forest (2016)	12, Dazz Newsome, UNC (2019)
		12, Antonio Williams, UNC (2019)
		12, T.J. Rahming (2018)
		12, Kareem Hunt, Toledo (2015)
Points by Kicking	14, Aaron Boumerhi, Wake Forest (2016)	10, Mike Weaver, Wake Forest (2016)
Touchdowns	2, Adonis Jennings, Wake Forest (2016)	2, Dazz Newsome, UNC (2019)
	2, Bernard Pierce, Wyoming (2011)	2, Antonio Williams, UNC (2019)
	2, Kevin Duckett, California (1979)	2, T.J. Rahming (2018)
		2, Kareem Hunt, Toledo (2015)
		2, Dick Hardy, Tulane (1935)
PAT Attempts	4, Will Mobley, Duke (2018)	
	4, Aaron Boumerhi, FIU (2017)	4, Mike Weaver, Wake Forest (2016)
	4, Brandon McManus, Wyoming (2011)	4, Jameson Vest, Toledo (2015)
	4, Ron Fioravanti, California (1979)	
PAT Conversions	4, Aaron Boumerhi, FIU (2017)	8, A.J. Reed, Duke (2018)
	4, Brandon McManus, Wyoming (2011)	4, Mike Weaver, Wake Forest (2016)
2-Point Conv. Att.	1, P.Walker to R.Anderson, Toledo (2015)	1, Brett Smith, Wyoming (2011)
		1, Rosario Nelson, UCLA (2009)
2-Point Conv. Made	1, P.Walker to R.Anderson, Toledo (2015)	1, Brett Smith, Wyoming (2011)
		1, Rosario Nelson, UCLA (2009)
FG Attempts	4, Aaron Boumerhi, Wake Forest (2016)	2, Jose Borregales, FIU (2017)
		2, Kai Forbath, UCLA (2009)
		2, Mick Luckhurst, California (1979)
FG Made	4, Aaron Boumerhi, Wake Forest (2016)	2, Kai Forbath, UCLA (2009)
Longest FG Made	45, Aaron Boumerhi, Wake Forest (2016)	42, Kai Forbath, UCLA (2009)
DEFENSE		
Tackles	14, Steve Conjar, California (1979)	15, Greg Bracelin, California (1979)
	14, Mike Curcio, California (1979)	
Solo Tackles	7, Delvon Randall, Duke (2018)	10, Anthony Wint, FIU (2017)
	7, Delvon Randall, FIU (2017)	
Assisted Tackles	10, Tyler Matakovich, Toledo (2015)	11, Greg Bracelin, California (1979)
	10, Steve Conjar, California (1979)	
Tackles for Loss	3.0, Ken Streich, California (1979)	2.5, T.Brown, Wake Forest (2016)
Sacks	3.0, Guy Peters, California (1979)	2.0, Josh Banks, Wake Forest (2016)
		2.0, Kyle Bosworth, UCLA (2009)
QB Hurries	2, Muhammad Wilkerson, UCLA (2009)	2, Treyvon Hester, Toledo (2015)
		2, Trent Voss, Toledo (2015)
Passes Broken Up	2, Linwood Crump, FIU (2017)	4, Josh Blackwell, Duke (2018)
	2, Derrek Thomas, Wake Forest (2016)	
	2, Roberts Keels, California (1979)	
Fumbles Forced	1, Benny Walls, UNC (2019)	1, Drew Jordan, Duke (2018)
	1, Dana Levine, FIU (2017)	1, T.Brown, Wake Forest (2016)
	1, Jarred Alwan, Wake Forest (2016)	1, E.Bassey, Wake Forest (2016)
	1, Marcus Green, Wyoming (2011)	1, Ja'Wuan Woodley, Toledo (2015)
Fumbles Recovered	1, Benny Walls, UNC (2019)	1, Brandon Feamster, Duke (2018)
	1, Freddie Booth-Lloyd, FIU (2017)	1, Bryce Canady, FIU (2017)
	1, Guy Peters, California (1979)	1, D.Diemel, Wake Forest (2016)
		1, Kirk Karacozoff, California (1979)
		1, Harvey Salem, California (1979)
		1, Mike Harmon, California (1979)
Blocked Kicks	—	1, Jason Strowbridge, UNC (2019)

T 1935 SUGAR BOWL



#13 Tulane 20, #3 Temple 14
January 1, 1935
Tulane Stadium, New Orleans, La.

NEW ORLEANS, La. — The Mid-Winter Sports Association of New Orleans was formed in 1934 to formulate plans for an annual New Year's Day football classic. On Dec. 2, 1934, the Association's executive board selected Tulane (9-1), unbeaten in the South, and unbeaten Temple (7-0-2), coached by Glenn "Pop" Warner, to play in the first game.

The game was a financial and artistic success; however, the final 20-14 result was a heart-breaker for Temple fans. The Owls built up a 14-point lead only to see Tulane score touchdowns in the second, third, and fourth quarters to win the game.

The inaugural Sugar Bowl turned into a contest between two All-Americans—Temple's Dave Smukler (who played all 60 minutes) and Tulane's Claude "Monk" Simons. After the Owls' Danny Testa scored the first touchdown in Sugar Bowl history with a seven-yard TD reception from Smukler. Smukler rushed for second score. With Smukler converting both extra points, the Owls were up 14-0.

On the next kickoff, Johnny McDaniel received the ball and lateraled to Simons, who scampered 85 yards for a touchdown. The Owls held a 14-7 edge at halftime.

Dick Hardy scored the tying touchdown in the third quarter on an 11-yard pass from Bucky Bryan.

With less than three minutes left, Hardy notched the game-winning score on a 43-yard reception in the end zone. Temple blocked the extra point attempt, but was unable to score on its final drive. The hometown team would go on to win the first Sugar Bowl.

Tulane Stadium served as home for the Sugar Bowl until 1975 when it moved to its present site— the Louisiana Superdome.

Temple Notables

> Team captain — Pete Stevens

> Temple took the train from Philadelphia to Baton Rouge,



La., a three-day ride.

> During a stop in Atlanta, Ga., the Owls stretched their legs on the station platform and held a 10-minute "workout" with a loaf of bread as a football.

> Six players were ill with the grip ("flu") but made the trip.

> Halfback Horace Mowry, who fractured his wrist against Bucknell in the regular-season finale, was fitted with a special cast for the bowl game. However, he did not start the game.

> The following players saw action in the game: LE Lloyd Wise (60 mins.), LT William Doherty (60), LG John Boyd (28), C Peter Stevens (60), RG Stanley Gurzynski (60), RT James Russell (60), RE Elmer Anderson (45), QB Glenn Frey (60), RHB John Stonik (18), LHB Daniel Testa (35), FB David Smukler (60), LG Thomas Miller (32), RE Joseph Zanin (15), RHB Horace Mowrey (42), LHB Wilfred Longsdorff (25).

> Temple and Tulane each received \$27,800 from the gate receipts, almost double their guarantee. Admission prices were \$1.50 and \$3.50.

Scoring Summary

1st			V-H
Temple	Danny Testa 7 pass from Dave Smukler (Smukler kick)	7-0	
2nd			
Temple	Smukler 1 run (Smukler kick)	14-0	
Tulane	Claude Simons 85 lateral from Johnny McDaniel on a kickoff return (Barney Mintz kick)	14-7	
3rd			
Tulane	Dick Hardy 11 pass from Bucky Bryan (Mintz kick)	14-14	
4th			
Tulane	Hardy 43 yd pass from Mintz (kick blocked)	14-20	

Temple (7-1-2)	7	7	0	0	14
Tulane (10-1)	0	7	7	6	20

Attendance	22,206
Kickoff time:	1:30pm
Weather:	Cool, cloudy

Head coaches:

Temple	- Glenn "Pop" Warner
Tulane	- Ted Cox

Team Stats	Temple	Tulane
Records	7-1-2	10-1
First Downs	13	10
Rushes-Net Yards	182	140
Net Yards Passing	19	88
Pass Comp-Attempts-Int	3-13-1	8-16-1
Total Offense	201	228
Punts-Avg.	12-30.3	10-34.5

Rushing: Tulane — Claude Simons 9-61; Bucky Bryan 3-26. Temple — Dave Smukler 24-88 TD; Horace Mowrey 12-40.

Passing: Tulane — Barney Mintz 2-6, yards 53, 1 TD. Temple — Dave Smukler 3-6, 19 yards, 1 TD.

Receiving: Tulane — Dick Hardy 3-57, 2 TDs. Temple — Preisser 1-10, Danny Testa 1-7, 1 TD.

Players who saw action in Sugar Bowl:

LE Lloyd Wise
 LT William Docherty
 LG John Boyd
 C Peter Stevens
 RG Stanley Grayson (Gurzynski)
 RT James Russell
 RE Elmer Anderson
 QB Glenn Frey
 RHB John Stonik
 LHB Daniel Testa
 FB David Smukler
 LG Thomas Miller
 RE Joseph Zanin
 RHB Horace Mowrey
 LHB Wilfred Longsdorff

Temple 28, California 17
December 15, 1979
Giants Stadium, East Rutherford, N.J.

EAST RUTHERFORD, N.J. — Temple ended its most successful season with its first-ever bowl victory. It was the Owls' 10th win of the year (a team record) and earned Wayne Hardin's team a spot in the AP and UPI Top 20. Temple was ranked 17th in both polls, the first time the Temple football team was nationally ranked in the final wire service polls.

Appearing in their first bowl game in 45 years, the Owls jumped out to a quick 21-0 lead in the first quarter, scoring on their first three possessions. Kevin Duckett scored the first two TDs on eight and four-yard runs. QB Brian Broomell connected on a seven-yard pass to Wiley Pitts for the third score. TU had 193 yards of total offense, including 150 yards rushing, in the opening stanza.

Temple then withstood a 17-point California rally before clinching the game with a 14-play, 78-yard scoring drive over 5:58 in the fourth quarter. Broomell tossed a five-yard touchdown pass to Gerald "Sweet Feet" Lucear for the win.

The telling statistic of the game was the rushing total, with Temple gaining 300 yards on the ground while holding the Golden Bears to only 23 yards.

The game's Most Valuable Player, Temple's Mark Bright, gained 112 of those yards on 19 carries, while backfield teammate Kevin Duckett ran for 92 yards and two touchdowns. Temple quarterback Brian Broomell joined in the act by tossing touchdown strikes to Wiley Pitts and Gerald Lucear.


Temple Notables

> Team captains— Brian Broomell, Mike Curcio, Casey Murphy

> Temple was ranked No. 17 in the United Press International and the Associated Press final polls.

> Eight members of the 1935 Sugar Bowl team attended the game as guests of Temple President Marvin Wachman.

> During their bowl trip, the Owls toured New York City,



eating at Mama Leone's and attending the musical The 1940s Radio Hour on Broadway.

> Temple received a \$225,000 payout from the gate receipts. Admission prices were \$5 and \$12.

> After four years (1978-81), the Garden State Bowl was discontinued. That led to the formation of the Kickoff Classic, held at Giants Stadium to begin the football season.

Temple (10-2)	21	0	0	7	28
California (6-6)	0	14	0	3	17

Attendance	55,493
Kickoff time	1:16pm
End of Game	4:10pm
Total Elapsed Time	2:54
Temperature: 29	Wind: 6-12 mp SSW
Weather:	Sunny & clear
Officials: Ernest Hackney, Rosario Amato, Bill Cummings, Mark Kane, James Robertson, Gil Rush-ton, Chester Zdrowski	

Head coaches:

California - Roger Theder
Temple - Wayne Hardin

Team Stats	Cal	Temple
Records	6-6	10-2
First Downs	15	21
Rushes-Net Yards	24-23	59-300
Net Yards Passing	241	81
Pass Comp-Attempts-Int	25-39-1	9-20-0
Total Offense (Plays-Yds)	63-264	79-381
Punts (Number-Avg.)	6-37.0	6-34.2
Fumbles-Lost	3-1	1-1
Penalties-Yards	5-51	9-75
Punts-Yards	2-26	3-5
Kickoff Returns- Yards	4-78	3-56

Rushing: Cal — Paul Jones 16-49, Tuggle 2-3, Rich Campbell 6-(-29). Temple — Mark Bright 19-112, Kevin Duckett 22-92-2, Brian Broomell 8-40, Wiley Pitts 3-32, Sherman Myers 5-13, Bob Stark 2-11.

Passing: Cal — Rich Campbell 25-38-0-241-2, Eric Anderson 0-1-1-0-0. Temple — Brian Broomell 9-20-0-81-2.

Receiving: Cal — Matt Bouza 7-114-1, Joe Rose 8-62-1, Paul Jones 6-30, Don Sprague 2-28, John Tuggle 2-7. Temple — Gerald Lucear 3-41-1, Wiley Pitts 1-7-1, Mark Bright 2-7, Kevin Duckett 2-6, Drew Wesnak 1-20. Interceptions: Temple— Rick McCoy 1-0.

Tackles (UA-A): Cal — Greg Bracelin 4-11, Pat Graham 3-9, Ron Coccimiglio 4-6, Ron Hill 3-7, Rich Dixon 2-7, Stan Holloway 5-3, George Moskowite 1-5, Kirk Karaczoff 1-4, Darnell Chapman 1-2, Fred Williams 0-3, Pat Turner 0-2, Ulysses Madison 0-2, Ahmad Anderson 0-1, Dupre Marshall 0-1, Reggie Camp 0-1. Temple — Steve Conjar 4-10, Mike Curcio 1-13, Joe Rosati 4-3, Guy Peters 3-2, Rick McCoy 2-1, Ken Streich 1-4, Robert Keels 1-4, Mark McCants 1-4, Colin McCarthy 2-1, Brett Hardenstine 1-2, Brett Egan 0-2, Mike Fuoco 0-1, Bill Shirk 0-1.

Scoring Summary

1st		T-C
9:17	TU - K.Duckett 8 run (R.Fioravanti kick), 10-67, 3:41	7-0
5:04	TU - K.Duckett 4 run (Fioravanti kick), 6-50, 2:46	14-0
0:32	TU - W.Pitts 7 pass from B.Broomell (R.Fioravanti kick), 8-53, 2:38	21-0
2nd		
10:47	Cal - M.Bouza 12 pass from R.Campbell (M.Luckhurst kick), 2-11, 0:41	21-7
4:31	Cal- J.Rose 14 pass from R. Campbell (M.Luckhurst kick), 8-59, 4:18	21-14
4th		
11:51	Cal- M.Luckhurst 34 FG, 6-63, 3:09	21-17
6:47	TU- G.Lucear 5 yd pass from B.Broomell (R.Fioravanti kick), 14-78, 5:58	28-17

2009 EAGLE BANK BOWL

UCLA 30, Temple 21
December 29, 2009
RFK Stadium, Washington, D.C.

WASHINGTON, D.C. — UCLA scored 23 unanswered points to pull off a come-from-behind win over Temple, 30-21, Tuesday evening in the EagleBank Bowl. The Bruins (7-6) spoiled the Owls' (9-4) first appearance in a bowl since 1979, but not a remarkable season that included a school-record nine-game win streak and a co-regular season Mid-American Conference East Division Championship.

A crowd of 23,072, with more than half donning Cherry and White, braved the frigid weather and blustery winds. The Owls had plenty to cheer about in the first half as the offense, directed by junior QB Vaughn Charlton and featuring the freshman backfield combination of Bernard Pierce and Matt Brown, found the end zone three times in building a 21-7 lead.

Making his first start since the Navy win on Oct. 31, Charlton (13-23, 159 yds., 1 TD) completed seven of his first eight passes for 95 yards, none bigger than the 26-yard TD to senior TE Steve Maneri that capped the Owls six-play, 80-yard opening drive.

UCLA answered two possessions later. After Terrence Austin returned a Jake Brownell punt 47 yards to the TU 46, freshman QB Kevin Prince (16-31, 222 yds, 2 TDs) found sophomore SE Nelson Rosario streaking down the left sidelines on the first play for a 46-yard score to tie the game, 7-7.

Temple, which controlled the ball on offense for 21:27 of the 30 minutes of the opening half, started to get its running on track with Pierce and Brown playing tag-team to combine for 94 yards, 61 coming in the second quarter.

Playing his first game since suffering a shoulder injury on the first play of the Kent State game, Pierce gained 86 total yards, 53 rushing on 12 carries and 33 on three receptions. He looked like his old self, especially on the Owls' second scoring drive. He barreled 13 yards up the middle for a first down to midfield and capped it with an 11-yard TD run around right end.

With Temple leading 14-7, junior DB Marquise Liverpool picked off Prince at midfield and returned the ball 21 yards before being pulled down by his facemask.


Starting at their own 15, Temple quickly marched it in with Pierce moving the ball five yards before giving way to Brown, who made three straight rushes, the last up the middle for a two-yard touchdown to give Temple a 21-7 lead with 1:25 remaining in the half.

Both teams exchanged three-and-out possessions that gave the Bruins the ball with 17 seconds left and at their own 47. Prince made two quick first down strikes, the second for 19 yards to Chane Moline, who went out-of-bounds at the Temple 22 with one second on the clock.

Junior PK Kai Forbath, the 2009 Groza Award winner given to the nation's top kicker, converted his 36th straight field goal from within 50 yards to cut the margin to 21-10 at intermission.

Senior Terrence Austin returned the opening kickoff 30 yards to the UCLA 47 and then he capped a six-play Bruin scoring drive with a 32-yard TD reception to cut the margin to 21-17.

When the Owls took the field for their first possession of the second half, Pierce was not with them. Instead he was standing on the sideline in a Temple parka, as he injured his left shoulder and would sit out the half.



at UCLA 40. Charlton then was picked off by first team All-America sophomore FS Rahim Moore, who recorded his nation's leading 10th interception on an acrobatic play defending junior WR Michael Campbell down the right sidelines. Still, the Cherry and White defense, led by all-MAC performers Dominique Harris, Andre Neblett and Jaiquawn Jarrett, kept the Owls in the contest.

Temple held UCLA without a first down the remainder of the third quarter, and bent at the start of the fourth, before holding the Bruins to a 42-yard field goal by Forbath to make it 21-20 with 12:31 remaining to play.

The Owls defense stopped UCLA on its next possession as Alex Joseph and Muhammad Wilkerson corralled Prince in the backfield on a third and long at midfield. Temple took the ball at its own 18 and after Brown was stopped for a three-yard loss, Charlton was called for intentional grounding setting up a third and 20 from the TU 8. Charlton then was picked off at the line of scrimmage while looking for a short pass on the flat to Joe Jones by Akeem Ayers. Ayers, who would be named the MVP of the game, ran it in from two-yards out to give UCLA its first lead, 28-21.

Things went from bad to worse on Temple's next possession. James Nixon was tackled for a nine-yard loss on the first play. Brown, who finished with a game-high 83 yards on 20 carries, picked up three yards on the next play. Following an incomplete pass Brownell went back to punt, but the ball from center sailed over his head for a safety, making the score 30-21.

UCLA ran out the clock on the ensuing punt to end Temple's best season in three decades.

Pierce, who set the school record for touchdowns in a season (16) with his TD run tonight, and freshman Brandon McManus, who had three extra points, tied for the school single season scoring record with 96 points. They eclipsed the previous mark of 95 points set by PK Don Bitterlich in 1975.

Temple Notables

> Team captains—Dominique Harris, Steve Maneri, Andre Neblett, Devin Tyler

> Serving as honorary captains for the coin toss were Steve Conjar and Mike Curcio, members of the 1979 Garden State Bowl team.

Temple had its only real opportunity to score in the half on its opening possession. Two big plays, the first was by Charlton—a 21-yard first down scramble, and the second by Brown, who broke a 29-yarder to the UCLA 18. Three straight rushes by Brown made it fourth-and-one at the UCLA 9. The Owls elected to go for it, but with their big back sidelined, Brown was stopped short, ending the drive.

After that, the Bruins defense, which featured three Associated Press All-Americans, was able to put the clamps on the Owl attack. After gaining 242 yards of total offense and 12 first downs in the first half, Temple managed just four first downs and 40 yards of offense over the final 30 minutes.

The Owls only first down the remainder of the contest came on a roughing the kicker penalty that gave TU the ball

UCLA (7-6)	7	3	7	13	30
Temple (9-4)	7	14	0	0	21

Scoring Summary		UCLA-TEM	
1st			
12:15	TU - S.Maneri 26 pass from V.Charlton (B.McManus kick), 6-80, 2:45	0-7	
6:00	UCLA- N.Rosario 46 pass from K.Prince (K.Forbath kick), 1-46, 0:07	7-7	
2nd			
3:47	TU- B.Pierce 11 run (McManus kick), 10-85, 4:49	7-14	
1:25	TU- M.Brown 2 run (McManus kick), 4-15, 2:00	7-21	
0:00	UCLA- Forbath 40 FG, 3-33, 0:17	10-21	
3rd			
11:59	UCLA- T. Austin 32 pass from Prince (Forbath kick), 6-52, 3:01	17-21	
4th			
12:31	UCLA- Forbath 42 FG, 9-47, 3:14	20-21	
6:01	UCLA- A.Ayers 2 INT return (Rosario pass from Prince)	28-21	
4:29	UCLA- Team safety	30-21	

Attendance: 23,072
 Kickoff time: 4:30pm Temperature: 30
 End of Game: 7:44pm Wind: Brisk
 Total Elapsed Time: 3:14 Weather: Cold & windy
 Officials: Referee- Todd Geerlings; Umpire- Rick Nelson; Linesman- Jim Ryan; Line Judge- Paul Engelberts; Back Judge- Jack Lyman; Field Judge- Bobby Sagers; Side Judge- Terry Anderson

Head coaches
 UCLA Rick Neuheisel
 Temple Al Golden

Team Stats	UCLA	TU
First Downs	13	16
Rushes-Net Yards	28-93	42-123
Net Yards Passing	221	159
Pass Comp-Attempts-Int	16-31-1	13-23-2
Total Offense (Plays-Yds)	59-314	65-282
Fumble Returns-Yds-TD	0-0-0	0-0-0
Punt returns-Yds-TD	4-57-0	2-4-0
Kickoff returns-Yds-TD	5-82-0	3-69-0
Interception Ret.-Yds-TD	2-2-1	1-21-0
Punts (Number-Avg.)	8-40.8	7-34.9
Fumbles-Lost	0-0	0-0
Penalties-Yards	4-40	3-10
Possession Time	27:32	32:28
Third-Down Conversions	5 of 15	5 of 16
Fourth-Down Conversions	1 of 1	0 of 2
Red-Zone Scores-Chances	0-1	2-3
Sacks By: Number-Yards	3-20	1-7

Rushing: UCLA — Moline 15-69, Prince 5-14, Craft 1-9, Franklin 3-6, Coleman 1-3, Team 1-(-1), Austin 1-(-2), Thigpen 1-(-5). Temple — M. Brown 20-83, Pierce 12-53, McPherson 1-11, Green 1-3, Charlton 5-2, Nixon 2-(-12), Team 1-(-17).

Passing: UCLA — Prince 16-31-1-221-2. Temple — Charlton 13-23-2-159-1.

Receiving: UCLA — Rosario 4-66, Moline 3-44, Paulsen 3-31, Austin 2-41, Embree 2-28, Thigpen 2-11. Temple — Pierce 3-33, Campbell 2-15, Rodriguez 2-12, Matt Brown 2-4, Nixopn 1-43, Maneri 1-26, Green 1-21, Jones 1-5.

Interceptions: UCLA — Ayers 1-2, Moore 1-0. Temple — Liverpool 1-21.

Tackles (UA-A): UCLA — Ayers 7-2, Kyle Bosworth 5-2, Verner 4-3, Carter 2-5, Korey Bosworth 3-3, Price 4-1, Moore 3-1, Siewierski 2-2, Dye 1-3, Price 1-3, Jones 1-2, Hester 2-0, Abbott 1-1, seven with 1 each. Temple — Elijah Joseph 5-2, Alex Joseph 3-4, Liverpool 4-2, Jarrett 3-3, Wilkerson 3-2, Brinson 2-2, Robinson 2-2, Neblett 2-2, Haley 3-0, Kamara 3-0, Harris 1-2, nine players with 1 each.

T 2011 GILDAN NEW MEXICO BOWL T

Temple 37, Wyoming 15
December 17, 2011
UNM Stadium, Albuquerque, N.M.

ALBUQUERQUE-- Temple used three one-yard touch-down runs to jump out to a 21-0 lead over Wyoming and never looked back in posting a 37-15 over the Cowboys to win the Gildan New Mexico Bowl on Dec. 17 in front of 25,762. It is the second bowl game victory in program history and first since Temple defeated California, 28-17, in the 1979 Garden State Bowl.

The Owls finished the season on a four-game win streak at 9-4 overall. The win also extended Temple's Senior Class record to 31 wins over the last four seasons.

"I'm awful proud of our seniors, some great accomplishments from them," head coach Steve Addazio said. "That is our first bowl win since 1979 and our ninth win of the year for our seniors, their 31st win. It meant an awful lot to our program and our university."

Sophomore QB Chris Coyer was named the game's Offensive MVP, and senior LB Tahir Whitehead earned Defensive MVP honors. Coyer, showing no ill effects from a shoulder injury suffered in the team's final regular-season game against Kent State, was flawless directing the Temple attack. He completed eight of 12 passes for 169 yards and one touchdown and also rushed for 71 yards on 12 carries.

Whitehead, a second team All-MAC performer, had a team-high 11 tackles, leading an Owl defensive unit that allowed just 267 yards to the Cowboys.

Junior RB Bernard Pierce set the tone early for the Owls. Pierce, who rushed for 100 yards and two touchdowns on the day, had eight carries for 31 yards in Temple's opening drive. His last carry was a one-yard touchdown. That capped a 13-play, 90-yard drive that lasted 6:19 seconds.


Wyoming then marched down the field on an 11-play drive of its own, but junior FS Vaughn Carraway batted away a pass by freshman QB Brett Smith on a third and 16 play. Freshman PK Daniel Sullivan was then wide right on his 49-yard field goal giving the Owls the ball back on their own 31.

Senior WR Joe Jones broke a 35-yard run off a reverse on the first play of the Owls' second drive. It was one of nine straight rushes against the Cowboys 115th ranked rush defense. The last run was another Pierce one-yard TD, to make it 14-0 with 14:28 to play in the half.

Senior CB Kee-ayre Griffin then intercepted a Smith pass and returned it 30 yards to the Wyoming 35. Pierce and Coyer each had 12 yard first down runs before junior RB Matt Brown finished the drive with a one-yard TD run, making it 21-0.

The Cowboys finally got on the scoreboard as Smith connected with freshman WR Josh Doctson on a 21-yard touchdown on a 4th-and-three play with 37 seconds left in the half.

The Owls answered in one play as Coyer found a wide-open senior WR Rod Streater down the right sideline for a 61-yard touchdown to give Temple a 28-7 lead at halftime and momentum heading into the lockerroom.



Temple controlled the game on both sides of the ball in the second half. The only scoring for the Owls came on the foot of junior PK Brandon McManus, who connected on three of three field goals. Wyoming finally found the end zone again with three seconds on the clock, when Smith hit Kody Sutton for 14-yard touchdown.

Temple Notables

> Temple Captains: #85 DE Morkeith Brown, #77 OL John Palumbo, #43 DE Adrian Robinson, and #2 LB Tahir Whitehead.

> The win was Temple's second bowl win in school history. The Owls won the 1979 bowl, 28-17 over California.

> The win was the ninth win under first-year head coach Steve Addazio. He

has the most wins in school history by a first-year head coach. He surpassed Wayne Hardin [1970-82] who had seven wins in 1970.

> Temple finished the 2011 season at 9-4 overall. This is the third consecutive season the Owls have posted at least eight victories and the second time in three seasons TU has won nine games.

> The win extended the school record for most wins (31) by any Senior Class in school history. The previous record was 28 wins from 1928-31. The 19 members of the Senior Class concluded their collegiate careers today.

> Senior DB Kee-ayre Griffin's interception in the second quarter was the fifth of his career and the third of his career. R-freshman Anthony Robey's interception in the second quarter was the first of his collegiate career.

> With 255 rushing yards on the day, Temple set the school record for rushing yards in a season (3,335). The previous record was 2,884 from 2009.

> Temple extended the school record for rushing touchdowns in a season. With three rushing TDs in the game, the Owls finished with 38 rushing TDs this season. The previous record was 29 rushing TDs, set by the 2009 team.

> Pierce added to his career records and finished with 324 career points, 53 career rushing touchdowns, and 54 total career touchdowns. He extended his season records to 27 touchdowns and 162 points.

> With four extra points, junior PK Brandon McManus has made 50 consecutive extra points (PAT), a new season record. He surpassed Ron Fioravanti (1979) who made 48 straight.

> The attendance of 25,762 is the second-largest bowl crowd to watch Temple. The most was 55,493 at the 1979 Garden State Bowl.

> Sophomore QB Chris Coyer (8-12-0, 169 yds 1ytd, 12 carries, 71 yds) was named the game's Offensive MVP, while senior LB Tahir Whitehead (11 tackles) earned Defensive MVP honors.

Temple (9-4)	7	21	3	6	37
Wyoming (8-5)	0	7	0	8	15

Scoring Summary

1st					T-W
8:41	TU- B.Pierce 1 run (B.McManus kick), 13-90, 6:19				7-0
2nd					
14:28	TU- Pierce 1 run (McManus kick), 9-69, 4:11				14-0
10:21	TU- M.Brown 1 run (McManus kick), 6-35, 1:58				21-0
00:37	UW- J.Doctson 21 pass from B.Smith (D.Sullivan kick), 11-62, 5:00				21-7
00:19	TU- R.Streater 61 pass from C.Coyer (McManus kick), 1-61, 0:09				28-7
3rd					
1:22	TU- McManus 34 FG, 13-60, 6:34				31-7
4th					
12:50	TU- McManus 37 FG, 7-47, 2:43				34-7
3:22	TU- McManus 34 FG, 13-56, 8:23				37-7
0:03	UW- K.Sutton 14 pass from Smith (Smith rush), 10-71, 3:13				37-15

Attendance 25,762

Kickoff time 12:04 p.m.

End of Game 3:08 p.m.

Total Elapsed Time 2:56

Temperature: 38

Wind: Calm

Weather: Partly cloudy

Officials: Referee- Tom Tomczyk; Umpire- Jeff Akers;

Linesman- Steve Matarante; Line Judge- Kevin Cod-

ey; Back Judge- Jim Downey; Field Judge- Rick San-

tilli; Side Judge- George Liotus

Head coaches:

Temple - Steve Addazio

Wyoming - Dave Christiansen

Team Stats	TU	UW
First Downs	23	17
Rushes-Net Yards	255	140
Net Yards Passing	169	127
Pass Comp-Attempts-Int	8-12-0	20-30-3
Total Offense (Plays-Yds)	63-424	63-267
Fumble Returns-Yds-TD	0-0-0	0-0-0
Punt returns-Yds-TD	0-0-0	1-5-0
Kickoff returns-Yds-TD	3-37-0	3-79-0
Interception Ret.-Yds-TD	3-38-0	0-0-0
Punts (Number-Avg.)	1-40.0	3-37.3
Fumbles-Lost	1-0	2-0
Penalties-Yards	7-55	5-56
Possession Time	32:33	27:27
Third-Down Conversions	8 of 13	5 of 14
Fourth-Down Conversions	1 of 1	5 of 5
Red-Zone Scores-Chances	6-6	2-2
Sacks By: Number-Yards	1-9	0-0

Rushing: Temple — Pierce 25-100, Coyer 12-71, Matt Brown 13-49, Joe Jones 1-35. Wyoming — Smith 16-65, Sutton 4-33, Miller 5-31, Alexander 7-17, Stratton 1-(-6).

Passing: Temple — Coyer 8-12-0-169-1. Wyoming — Smith 20-30-3-127-2.

Receiving: Temple — Joe Jones 3-26, Rodriguez 2-52, Eugene 2-30, Streater 1-61. Wyoming — Rufran 9-24, Doctson 3-32, Herron 3-31, Stratton 2-13, Sutton 1-14, Alexander 1-13, Ogbonna 1-0.

Interceptions: Temple — Robey 1-8, Griffin 1-130, Kroboth 1-0.

Tackles (UA-A): Temple — Whitehead 6-5, Stephen Johnson 6-4, Kroboth 4-1, Gildea 3-2, Robinson 2-3, Morkeith Brown 2-3, Ahkeem Smith 1-3, Zamel Johnson 2-1, Kamal Johnson 1-2, Youboty 1-2, Blueford 2-0, Hutton 2-0, eight players with 1. Wyoming — Hendricks 7-6, Gipson 7-1, Knapton 3-4, Ruff 3-2, Purcell 3-2, Taufa'asau 2-3, Anderson 4-0, Harris 2-2, Browder 3-0, Jones 2-1, Biezuns 1-2, Durbin 1-2, six players with 1.

Toledo 32, #24 Temple 17
December 22, 2015
FAU Stadium, Boca Raton, Fla.

BOCA RATON, Fla. – #24 Temple couldn't complete a fourth-quarter comeback, as the Owls fell to Toledo, 32-17, in a steady downpour at the Marmot Boca Raton Bowl.

Temple's offense was sluggish in the first half, as the Owls were held to just 67 net yards. Toledo racked up 199 yards of offense, 168 in the air, using a safety, two field goals and a touchdown to lead 12-3 at the break.

The Owls were without the services of leading rusher Jahad Thomas, CB Tavon Young and LB Avery Williams, who exited the game at the half. They entered the game without Alex Wells as the first team all-conference safety suffered a hamstring injury earlier in the week.

After the teams traded punts to open up the game, Temple pinned Toledo to their own 1-yard line, giving the Owls good field position after forcing yet another Rockets' punt. Starting at their own 48-yard line, Temple used a 13-play 40-yard drive, ending with a 29-yard Austin Jones field goal to take a 3-0 lead with 1:13 left in the quarter.

Temple forced a three-and-out on Toledo's next possession, but the Rockets got on the board after a fumble from RB Jahad Thomas squirted out of the back of the end zone for a safety.


Leading 3-2, Toledo took the free kick out to their own 45, and took the lead after a five-play 55-yard drive. The score came on a 26-yard touchdown from Phillip Ely to Corey Jones, giving Toledo a 9-3 lead with 12:16 remaining in the second quarter.

Toledo tacked on a field goal as time expired to take a 12-3 lead into halftime. The Rockets forced a three-and-out from Temple, taking over at their own 42-yard line. Two big plays, including a 26-yard pass from Ely to Michael Roberts put Toledo in field goal range, where Jameson Vest made it a nine-point lead with a 38-yard field goal.

Temple opened the second half with an eight-play 67-yard drive, capped by an Austin Jones field goal, cutting the lead to 12-6. A 40-yard pass from QB Phillip Walker to WR Ventell Bryant and a 13-yard rush from Brandon Shippen, set up Jones for a 25-yard FG, his 22nd of the year, setting a new single-season school record. Jones passed Don Bitterlich's 1975 total.

The Owls forced a three-and-out on Toledo's next possession, and then set up yet another Jones field goal. Sean Chandler started the Owls at midfield with a 12-yard punt return and Walker added a 14-yard rush to set up Jones' score, which put Temple within a field goal (12-9) with 6:11 remaining in the third.

The teams traded punts to open the fourth quar-



ter, with Alex Starzyk booting a career-best 71-yarder for Temple. However, the kick was out of the reach of the Temple defense, trickling into the end zone for a touchback. On the next play, Toledo's Ely found Cody Thompson for an 80-yard touchdown, making it 19-9 Rockets with 12:41 to play.

Temple got down to the Toledo 34 on its next possession, but Walker was intercepted by the Rockets' Juwan Haynes at the 26-yard line. From there, Toledo put together a 74-yard drive that took 5:31 off the clock, ending with a 1-yard TD run from Kareem Hunt. The Owls blocked the extra point, setting the score to 25-9 with 5:46 to play.

After the Toledo score, Temple recorded its first touchdown of the game,

capping an 11-play, 68-yard drive with a two-yard run from TE Kip Patton. Shippen had two big catches on the drive, and was thrown to as Toledo was flagged for pass interference in the end zone, setting up the touchdown. Temple elected to go for two, and Walker scrambled out of pressure and

somehow found Anderson in the end zone, making it an eight-point game, 25-17, with 2:50 on the clock.

Temple went for the onside kick, but the referees signaled that Toledo came up with the ball under a pile of players at midfield. Hunt then tacked on an insurance score for the Rockets, scoring from 41-yards out to put the game out of reach at 32-17 with just 2:29 on the clock.

The Owls had one more possession before the clock ran out, but the drive stalled at the Toledo 27-yard line, ending the game 32-17 in Toledo's favor.

Scoring Summary		TU-UT
1st		
1:13	A.Jones 29 FG, 13-40 5:45	3-0
2nd		
13:56	Toledo Team safety	3-2
12:16	P.Ely to C.Jones 26 pass (J.Vest kick), 5-55 1:40	3-9
0:00	J.Vest 38 FG, 6-36 1:10	3-12
3rd		
11:38	A.Jones 25 FG, 8-67 3:22	6-12
6:11	A.Jones 35 FG, 8-37 3:50	9-12
4th		
12:41	P.Ely to C.Thompson 80 pass (J.Vest kick), 1-80 0:12	9-19
5:46	K.Hunt 1 run (J.Vest kick blocked), 12-74 5:31	9-25
2:50	K.Patton 2 run (P.Walker to R.Anderson pass), 11-68 2:56	17-25
2:29	K.Hunt 41 run (J.Vest kick), 2-46 0:21	17-32

Temple (10-4)	3	0	6	8	17
Toledo (11-2)	0	12	0	20	32

Attendance: 25,908
 Kickoff time: 7:06 pm Temperature: 79
 End of Game: 10:30 pm Wind: SE 12mph
 Total elapsed time: 3:24 Weather: Steady Rain
 Officials: Referee: K.Stine; Umpire: S.Jackson; Linesman: S.Petersen; Line judge: C.Conway; Back judge: L.Bobitt; Field judge: J.Grant; Side judge: E.Balbis; Alternates: T.Smith;

Head coaches

Toledo - Jason Candle
Temple - Matt Rhule

Team Stats	TEM	TOL
First Downs	21	18
Rushes-Yards (Net)	33-99	33-150
Passing Yards (Net)	236	285
Passes Att-Comp-Int	42-23-1	29-20-0
Total Offense Plays-Yards	75-335	62-435
Fumble Returns-Yards	0-0	0-0
Punt Returns-Yards	3-33	1-4
Kickoff Returns-Yards	4-75	3-66
Interception Returns-Yards	0-0	1-0
Punts (Number-Avg)	5-45.2	6-47.0
Fumbles-Lost	1-0	1-0
Penalties-Yards	4-30	9-63
Possession Time	31:50	28:10
Third-Down Conversions	6 of 15	5 of 12
Fourth-Down Conversions	0 of 1	0 of 1
Red-Zone Scores-Chances	4-5	1-1

RUSHING: Temple - Walker 10-30; Armstead 8-25; Shippen 1-13; Hood 3-10; Bryant 1-9; Ja.Thomas 8-5; R.Anderson 1-5; Patton 1-2. Toledo - Hunt 15-79; Swanson 11-53; C.Jones 1-15; Remy 1-8; Jones-Moore 3-6; Team 1-(-3); Ely 1-(-8).

PASSING: Temple - Walker 23-42-1-236. Toledo - Ely 20-28-0-285; Team 0-1-0-0.

RECEIVING: Temple - R.Anderson 6-66; Shippen 4-70; Hood 4-23; Deloatch 4-8; Bryant 2-58; Major 1-5; Christopher 1-3; Patton 1-3. Toledo - Thompson 4-119; Roberts 3-46; C.Jones 3-42; Russell 3-32; Hunt 3-6; Di.Johnson 2-28; Swanson 1-7; Davis 1-5.

INTERCEPTIONS: Temple - None. Toledo - Haynes 1-0.

FUMBLES: Temple - Ja.Thomas 1-0. Toledo - Ely 1-0.

SACKS: Temple - None. Toledo - Gibbs 1-0

TACKLES (UA-A): Temple - Matakovich 2-10; Alwan 3-3; Marshall 3-2; Chandler 3-2; N.L.Smith 2-3; Walton 1-3; Martin-Oguke 1-3; Hayes 1-3; Finch 2-1; A.Williams 2-1; Randall 2-1; Dogbe 1-2; Ioannidis 1-2; N.D.Smith 0-2; A.Robinson 1-0; Patton 1-0; Aromire 1-0; Foster 1-0; Martin 0-1; Jy.Thomas 0-1; Reddick 0-1; Young 0-1. Toledo - Murdock 6-5; Voss 6-4; Milligan 7-2; Woodley 3-3; Rogers 3-3; Norrils 3-3; Whittiker 1-5; Hester 1-3; Covington 2-1; Gibbs 1-2; Haynes 1-1; Mathis 1-1; Swift 1-1; O.Jones 0-2; Quinn 0-2; Zmolik 1-0; Stepec 0-1; Adeniyi 0-1; Olekanma 0-1; Linch 0-1; De.Johnson 0-1; Taafe 0-1.

T 2016 MILITARY BOWL T

Wake Forest 34, #24 Temple 26
December 27, 2016
Navy-Marine Corps Memorial Stadium Annapolis, Md.

ANNAPOLIS — Facing off in the program's first ever back-to-back post-season appearance, No. 24 Temple came up short, 34-26, against ACC opponent Wake Forest in the Military Bowl Tuesday afternoon at Navy-Marine Corps Memorial Stadium.

Following the loss, the Owls fell to 10-4 (7-1 American) on the season, failing to reach the record 11th win Temple has been chasing these past two seasons. Despite falling behind 31-7 in the first half, Temple came surging back in the second, scoring two touchdowns and three field goals before coming up short on the final drive.

Right out of the gate, Temple showed its resolve on both sides of the ball, initially forcing an interception on the third play from scrimmage to set up the offense in ideal field position. Senior QB Phillip Walker and Co. took advantage one snap later, dropping in a 48-yard dime to junior WR Adonis Jennings, who carried his defender into the end zone.

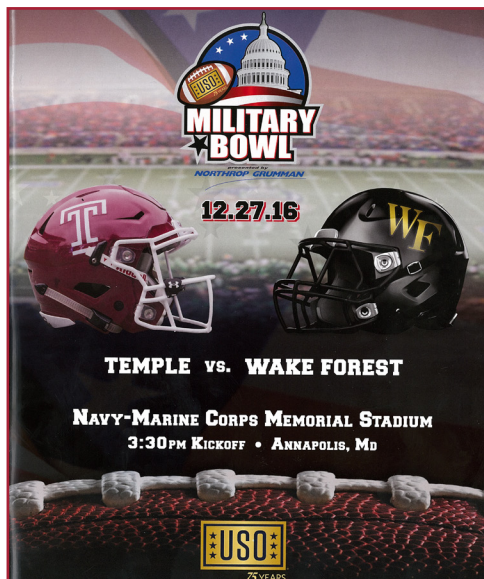
Unfortunately, the Wake Forest offense woke up two possessions later, scoring on each of their next five drives up to the end of the first half. First, Demon Deacon QB John Wolford found his tight end on a 41-yard pass up the centerline to even the score at seven apiece. Next, after an Owls' three-and-out, Wake Forest drove 54 yards to another end zone appearance, this time a 20-yard pass from Wolford.

A muffed punt by Temple DB Sean Chandler set up the Demon Deacons inside the Owls' 10-yard line, leading to an 8-yard rush for yet-another touchdown. During the second quarter, the Wake Forest onslaught continued, as Wolford led his unit to, first, a field goal before wrapping up the half with a three-yard touchdown rush.

Temple responded in its final possession of the first half, knocking in a 45-yard field goal by freshman Aaron Boumerhi after an 11-play, 54-yard drive.

Similar to how the game began, the Owls' offense saw a spark from Jennings as the second half kicked off, this time watching the junior weave his way through the Demon Deacon defense for a 58-yard score just three snaps in.

The defense held its ground on the ensuing possession, as sophomore DB Delvon Randall intercepted Wake



Forest in the end zone to squash any Demon Deacon response. Behind the efforts of Walker and multiple downfield connections, including two perfectly placed darts to sophomore WR Ventell Bryant and junior WR Keith Kirkwood, the Owls set up Boumerhi for his second field goal attempt.

On the following two possessions, after two punts from Wake Forest, Temple looked to Boumerhi yet again, watching the freshman all-conference selection drill his third and fourth field goals of the day from 32 and 38 yards out, cutting the score to under one possession.

Wake Forest extended its lead back to eight points after a field goal of their

own, ensuring the Owls would need both a touchdown and two-point conversion to force overtime. Unfortunately for Temple, the offense was unable to convert a first down as the Demon Deacons took over on downs and were able to kneel the ball to secure their victory.



Scoring Summary

1st			TU-WF
13:33	P.Walker to A.Jennings 48 pass (A.Boumerhi kick), 1-48 0:09		7-0
8:37	J.Wolford to C.Sergine 41 pass (M.Weaver kick), 4-60 1:06		7-7
5:20	J.Wolford to T.Hines 20 pass (M.Weaver kick), 4-54 0:57		7-14
2nd			
12:26	C.Carney 11 run (M.Weaver kick), 1-11 0:08		7-21
8:34	M.Weaver 25 FG, 10-62 2:08		7-24
3:02	M.Colburn 3 run (M.Weaver kick), 9-39 2:34		7-31
0:04	A.Boumerhi 45 FG, 11-57 2:58		10-31
3rd			
14:08	P.Walker to A.Jennings 58 pass (A.Boumerhi kick), 3-75 0:52		17-31
3:51	A.Boumerhi 24 FG, 11-74 5:13		20-31
4th			
9:36	A.Boumerhi 32 FG, 8-44 3:14		23-31
3:56	A.Boumerhi 38 FG, 10-56 3:39		26-31
1:59	M.Weaver 30 FG, 4-3 1:57		26-34

Temple (10-4)	7	3	10	6	26
Wake Forest (7-6)	14	17	0	3	34

Attendance: 26,656
 Kickoff time: 3:35 pm Temperature: 63
 End of Game: 7:01 pm Wind: W 5-10mph
 Total elapsed time: 3:26 Weather: Partly Cloudy
 Officials: Referee: Kevin Stine; Umpire: Mark Baynes;
 Linesman: Ralph Green; Line judge: Jeff Chandler;
 Back judge: Tim Smith; Field judge: Mike Boshers;
 Side judge: Ed Balbis; Center judge: Jeremy Parker

Team Stats	TEM	WF
First Downs	21	22
Rushes-Yards (Net)	23--20	43-125
Passing Yards (Net)	396	243
Passes Att-Comp-Int	49-28-1	29-14-2
Total Offense Plays-Yards	72-376	72-368
Fumble Returns-Yards	0-0	0-0
Punt Returns-Yards	1--1	3-2
Kickoff Returns-Yards	6-169	5-134
Interception Returns-Yards	2-0	1-1
Punts (Number-Avg)	5-32.2	5-34.6
Fumbles-Lost	3-1	2-0
Penalties-Yards	4-35	7-68
Possession Time	30:57	29:03
Third-Down Conversions	1 of 12	6 of 14
Fourth-Down Conversions	1 of 2	0 of 0
Red-Zone Scores-Chances	4-4	5-5
Sacks By: Number-Yards	3-23	4-59

RUSHING: Temple - Ja.Thomas 7-35; Sharga 1-1; Armstead 7-1; Wright 1-(-3); Walker 7-(-54). WF - Carney 17-71; Colburn 14-60; Wolford 9-(-2); Team 3-(-4).

PASSING: Temple - Walker 28-49-1-396. WF - Wolford 10-19-1-183; Kearns 4-10-1-60.

RECEIVING: Temple - V.Bryant 11-151; Jennings 7-154; Kirkwood 6-81; Armstead 1-7; Wright 1-7; Deloatch 1-4; Ja.Thomas 1-(-8). WF - Washington 5-57; Sergine 3-68; Hines 3-46; Wade 1-31; Colburn 1-21; Bachman 1-20.

INTERCEPTIONS: Temple - Chandler 1-0; Randall 1-0. WF - Ejiofor 1-1.

FUMBLES: Temple - Wright 1-0; Chandler 1-1; Walker 1-0. WF - Bates 1-0; Wolford 1-0.

SACKS: Temple - A.Robinson 1.0; Reddick 1.0; Alwan 1.0. WF - Banks 2.0; Brown 1.0; Ejiofor 0.5; Yarbary 0.5.

TACKLES (UA-A): Temple - A.Robinson 4-5; Alwan 6-1; A.Williams 3-4; Chandler 1-6; Reddick 4-2; Martin-Oguke 2-4; Randall 2-3; Dogbe 0-5; Foster 3-1; Marshall 0-4; Hairston 2-0; Webb 2-0; Jefferson 0-2; Ellis 0-2; D.Thomas 0-2; Ali 1-0; Walker 1-0; Hood 1-0; Grimes 0-1; Kwenkeu 0-1; Franklin 0-1. WF - Watson 7-0; Bates 5-2; Brown 4-3; Lee 3-4; Ejiofor 4-2; Henderson 2-2; Janvion 2-2; Yarbary 1-3; J.Williams 1-2; Kemp 1-2; Redd 2-0; Bassey 2-0; Banks 2-0; Okonye 1-1; Dawson 1-0; Mays 1-0; Lamot 1-0; McNeil 1-0; Bateman 0-1.



2017 GASPARIILLA BOWL



Temple 28, FIU 3
December 21, 2017
Tropicana Field, St. Petersburg, Fla.

ST. PETERSBURG, Fla.
 - Battling a resilient FIU squad in a defensive slugfest, Temple managed to never surrender its early lead as the Owls fought their way to a 28-3 victory over the Panthers at the Bad Boy Mowers Gasparilla Bowl in St. Petersburg, Fla. The group effort from Temple's defense paved the way for late offensive success, as the former compiled a bowl-record seven sacks and season-high three turnovers in the win.

Keys to the Game

> Following both offenses suffering through rough starts, Temple QB Frank Nutile and company put together the game's initial scoring drive to open the second quarter. After driving 64 yards over six plays, the redshirt junior decided to conclude the possession himself, fighting his way four yards into the end zone for the 7-0 advantage.
 > Neither offense would manage a score for nearly another full quarter until FIU compiled a 12-play, 62-yard drive that concluded with a 27-yard field goal, cutting Temple's lead to 7-3.
 > The Owls' offense saw fit to immediately respond to the Panthers' threat on their ensuing possession, putting together a 75-yard drive that culminated with a one-yard rushing score from redshirt junior David Hood for the 14-3 edge. The touchdown would never had happened without elite efforts from Nutile and his receiving corps, as the redshirt junior signal-caller effortlessly helped claw Temple out of a first-and-30 situation behind a pair of pinpoint throws. The true setup, though, came from redshirt senior Adonis Jennings, who despite being tackled to the ground at the one-yard line, managed to reel in a 39-yard reception all while lying nearly prone on his back.
 > The Temple offensive engine continued to purr as the Owls' joint attack, both through the air and on the ground, finally broke the Panthers' sturdy defense. Taking over on the Owls' own seven-yard line, Hood kicked off festivities with a 29-yard rush up the left sideline before Nutile found sophomore WR Isaiah Wright for a 45-yard TD toss, bolstering Temple to a 21-3 advantage.
 > Following FIU's third turnover of the game - fumble recovery by redshirt junior Freddie Booth-Lloyd - the Owls' offense went to work with excellent field position. Unsurprisingly, Temple quickly took advantage as junior RB Ryquell Armstead powered his way five yards for the touchdown and the game's final score, lifting the Owls to the 28-3 victory.



Game Notes

> The victory serves as the program's first postseason win since the 2011 Gildan New Mexico Bowl where Temple topped Wyoming 37-15.
 > Both sides of the ball saw first-time starters, as redshirt junior Rob Ritrovato got the nod at full-back while sophomore William Kwenkeu filled in at middle linebacker.
 > Midway through the first quarter with the Owls' offense reeling from a tough turnover (backwards pass ruled a fumble), S Sean Chandler saw fit to grab his third interception of the year on a deep pass deflection. The senior registered the 10th pick of his distinguished career, vaulting him into a tie for seventh all-time in the Temple record books.
 > Following Chandler's

early interception during the opening period, FIU's turnover woes continued as LB Shaun Bradley picked off a low pass midway through the second quarter. The interception marks the first of Bradley's young career with the Owls.

> Kwenkeu, who received the first start of his career in place of Bradley, earned his keep at middle linebacker behind

some consistent play. The true sophomore recorded the first two sacks of his career and assisted the defense with six tackles on the game.

> Following Nutile's solid performance under center, as he threw for 254 yards and one touchdown on 18-of-28 passing, the redshirt junior was awarded Most Valuable Player (MVP) honors.

> As for head coach Geoff Collins, the win serves as just the second time in Gasparilla Bowl history that a first-year head coach brought home a victory, joining then-Louisville head coach Charlie Strong who did the same in 2010.

> The Temple defense put together seven sacks for the game, good for second-best by the unit this season (9.0 in win over UMass) and a bowl-record.

Scoring Summary

		TEM-FIU
2nd		
11:45	F.Nutile 4 run (A.Boumerhi kick), 7-68 3:08	7-0
3rd		
3:12	J.Borregales 27 FG, 12-62 4:13	7-3
0:28	D.Hood 1 run (A.Boumerhi kick), 7-75 2:44	14-3
4th		
7:26	F.Nutile 45 pass to I.Wright (A.Boumerhi kick), 5-93 1:48	21-3
3:54	R.Armstead 5 run (A.Boumerhi kick), 5-23 2:09	28-3

Temple (7-6)	0	7	7	14	28
FIU (8-5)	0	0	3	0	3

Attendance: 16,363

Kickoff time: 8:05 pm

End of Game: 11:42 pm

Total elapsed time: 3:37

Temperature: 72

Wind: n/a

Weather: Indoors

Officials: Referee: Tim O'Dey; Umpire: Ryan McClellan; Linesman: Ryan MacDonald; Line judge: Mike Maisner; Back judge: Doug Warns; Field judge: Phil Hicks; Side judge: Jeff Pasold; Center judge: Brett Denker

Team Stats	TEM	FIU
First Downs	20	20
Rushes-Yards (Net)	41-141	40-88
Passing Yards (Net)	254	169
Passes Att-Comp-Int	28-18-0	34-17-2
Total Offense Plays-Yards	69-395	74-257
Fumble Returns-Yards	0-0	0-0
Punt Returns-Yards	1-0	3-4
Kickoff Returns-Yards	0-0	5-107
Interception Returns-Yards	2-0	0-0
Punts (Number-Avg)	5-41.4	7-35.6
Fumbles-Lost	2-1	1-1
Penalties-Yards	10-86	6-59
Possession Time	29:52	30:08
Third-Down Conversions	4 of 12	4 of 15
Fourth-Down Conversions	0 of 2	1 of 2
Red-Zone Scores-Chances	3-3	1-1
Sacks By: Number-Yards	7-38	1-7

RUSHING: Temple - Hood 14-76; Armstead 15-51; Nutile 8-18; Ritrovato 1-4; Team 1-(-2); Wright 2-(-6).
 FIU - Maxwell 11-52; Gardner 10-26; A.McGough 1-17; Phillips 6-16; Alexander 12-(-23).

PASSING: Temple - Nutile 18-28-0-254. FIU - Alexander 16-33-2-162; A.McGough 1-1-0-7.

RECEIVING: Temple - Kirkwood 6-96; Wright 5-73; A.Jennings 3-51; Armstead 2-11; F.Johnson 1-16; V.Bryant 1-7. FIU - Maloney 3-42; J.Williams 3-41; Scott 3-24; Gaiter 3-21; Thornton 1-17; Kraut 1-9; McKeever 1-7; Singleton 1-5; Phillips 1-3.

INTERCEPTIONS: Temple - S.Chandler 1-0; Bradley 1-0. FIU - None.

FUMBLES: Temple - Wright 2-1. FIU - Alexander 1-1.

SACKS: Temple - Kwenkeu 2-0; T.Jones 0-1; Franklin 1-0; Archibong 1-0; Levine 1-0; Roche 1-0; Finch 1-0. FIU - A.Johnson 1-0.

TACKLES (UA-A): Temple - Randall 7-0; Franklin 5-2; Kwenkeu 6-0; M.Jones 5-1; T.Jones 4-2; Martin 5-0; Graham-Mobley 3-2; S.Chandler 3-2; Dogbe 2-3; Roche 4-0; Bradley 4-0; Finch 2-2; Archibong 2-1; Levine 2-0; Foster 2-0; Taylor 2-0; Kelly 1-0; Atoki 1-0; F.Johnson 1-0; Booth-Lloyd 1-0; Webb 1-0. FIU - Wint 10-1; T.Williams 9-1; Gonzalaz 2-6; Silva 5-0; Canady 4-1; Dames 4-1; Tarver 3-1; Curtis 2-1; A.Johnson 2-0; Muhammad 2-0; Juste 1-0; Lubin 1-0; Oliver 1-0; Salisbury 1-0; Russ 1-0; Young 1-0; Singleton 1-0; A.Brown 1-0; Sheriff 0-1; Spence 0-1.

2018 INDEPENDENCE BOWL

Duke 56, Temple 27
Thursday, December 27, 2018
Independence Stadium, Shreveport, La.
TEMPLE SUFFERS SECOND HALF COLLAPSE

SHREVEPORT, La. - In front of 27,492 fans at Independence Stadium the Temple Owls fell to the Duke Blue Devils 56-27 in the 43rd Independence Bowl to finish the season 8-5.

Temple and Duke traded scores throughout the first 30 minutes with the 48 points making for the highest combined scoring first half in Temple bowl history. The Owls couldn't get much going in the second half and were unable to keep the Blue Devils out of the endzone, resulting in a lopsided victory for Duke.

How it Happened

>After starting the game on offense with a quick three-and-out, the Owls set up on defense. On the third play of the drive, Duke completed a 62-yard pass to get all the way to the Owls' three yardline. The Blue Devils eventually punched it in on a QB keeper to take the first lead of the game 7-0.

>Isaiah Wright took the ensuing kick-off 74-yards to set up the offense on the Duke 26 yardline. After converting a third down on a pass from QB Anthony Russo to WR Brodrick Yancy, Russo took the ball 15 yards on a read-option into the endzone to even the score 7-7.

>On the following drive, Duke looked to be stringing together a productive drive before SAF Delvon Randall picked off a dump pass and took it 52-yards for a touchdown. The extra point was missed and the Owls took a 13-7 lead after one quarter.

>On Duke's first drive of the second quarter, CB Linwood Crump nabbed an interception on an under thrown ball to give the Owls the ball back on their own 42 yardline.

>Russo and company put together an efficient 10-play, 58-yard drive capped off by a touchdown by FB Rob Ritrovato. His one yard punch-in made the score 20-7 Temple with 10:25 left to play in the half.

>The Blue Devils answered with a touchdown of their own on the next drive. Duke went 70-yards on seven plays and scored on a 34-yard touchdown pass to close the gap, 20-14. Temple started the next drive on its own 27 yardline. Russo hit WR Sean Ryan on three separate passes for 12, 5, and then 27 yards to get the Owls into the redzone. After an 11-yard and three-yard run by RB Jager Gardner, Russo connected with Yancy on a crossing route for an 8-yard touchdown to put Temple ahead 27-14.

>Duke answered once again with a 22-yard catch and throw for a touchdown to keep it a one score game, 27-21 with 1:11 left to play in the half. The half ended 27-21.

>Duke scored on its first three drives of the second half



>Randall's 52-yard pick-six was the longest interception return in Temple bowl history, he also had seven tackles.

>Randall and DT Michael Dogbe now hold the record for most games played as an Owl with 54. Randall played in 54 consecutive games.

to regain and push the lead to 42-27. Temple couldn't get much going in the third quarter in order to counter the high-powered Blue Devils' offense.

>After putting together a drive to get to the four yardline before the end of the third quarter, the Blue Devils scored again at the start of the final quarter to make the score 49-27.

>Duke added one more touchdown in the fourth quarter to account for the final score, 56-27.

Notes

>The Owls scored the most points in program history this season.

>Wright had the longest kick return in Temple bowl history with a 74-yard return.

Scoring Summary

		TU-Duke
1st		
10:36	Q.Harris 2 run (C.Wareham kick), 6-77 2:29	0-7
8:43	A.Russo 15 run (W.Mobley kick), 5-26 1:53	7-7
5:42	D.Randall 52 INT return (W.Mobley kick failed)	13-7
2nd		
10:25	R.Ritrovato 1 run (W.Mobley kick), 10-58 3:13	20-7
7:42	D.Jones 34 pass to C.Taylor (C.Wareham kick), 7-70 2:43	20-14
4:26	A.Russo 8 pass to B.Yancy (W.Mobley kick), 9-79 3:16	27-14
1:11	D.Jones 22 pass to T.J.Rahming (C.Wareham kick), 10-75 3:15	27-21
3rd		
11:06	D.Jones 1 run (C.Wareham kick), 9-59 3:54	27-28
7:28	D.Jones 85 pass to T.J.Rahming (C.Wareham kick), 2-83 0:45	27-35
2:49	D.Jones 7 pass to J.Bobo (C.Wareham kick), 9-68 3:01	27-42
4th		
14:55	B.Brown 4 run (C.Wareham kick), 3-10 1:22	27-49
10:16	D.Jones 4 pass to D.Koppenhaver (C.Wareham kick), 7-43 2:56	27-56

Temple (8-5)	13	14	0	0	27
Duke (8-5)	7	14	21	14	56

Attendance: 27,492
 Kickoff time: 12:32 pm
 End of Game: 4:11 pm
 Total elapsed time: 3:39
 Officials: Referee: Mark Kluczynski; Umpire: Brad Hudak; Linesman: Kole Knueppel; Line judge: Vince Winters; Back judge: Dennis Morris; Field judge: Raymond Daniel; Side judge: Don Swanson; Center judge: Tom Riepenhoff
 Temperature: 64
 Wind: S 11mph
 Weather: Overcast

Team Stats	TEM	Duke
First Downs	19	22
Rushes-Yards (Net)	29-53	39-123
Passing Yards (Net)	228	440
Passes Att-Comp-Int	46-25-1	44-32-3
Total Offense Plays-Yards	75-281	83-563
Fumble Returns-Yards	0-0	0-0
Punt Returns-Yards	2-8	3-29
Kickoff Returns-Yards	7-174	4-68
Interception Returns-Yards	3-61	1-8
Punts (Number-Avg)	5-43.2	3-40.7
Fumbles-Lost	2-1	1-0
Penalties-Yards	3-35	4-30
Possession Time	25:53	34:07
Third-Down Conversions	6 of 14	10 of 17
Fourth-Down Conversions	0 of 3	2 of 3
Red-Zone Scores-Chances	3-3	6-6
Sacks By: Number-Yards	3-13	3-20

RUSHING: Temple - Gardner 7-34; Ritrovato 8-15; J.Jennings 6-12; Russo 7-12; Team 1-(-20). Duke - D.Jackson 10-41; B.Brown, B 5-19; Holmberg 1-19; Rahming 2-17; Harris 6-16; Deveaux 3-7; Durant 3-4; Wolitzer 1-3; Carter 2-3; D.Jones 6-(-6).

PASSING: Temple - Russo 25-46-1-228. Duke - D. Jones 30-41-2-423; Harris 2-3-1-17.

RECEIVING: Temple - Yancy 5-57; V.Bryant 4-31; Mack 3-45; Ryan 3-44; R.Jones 2-17; Yeboah 2-11; Myrick 2-10; T.Williams 1-13; Gardner 1-3; Ritrovato 1-(-1); F. Johnson 1-(-2). Duke - Rahming 12-24; Lloyd 5-47; Helm 4-23; Taylor 3-56; D.Jackson 2-7; Harris 1-24; Philyaw-Johnson 1-20; Bobo 1-7; Gray 1-6; D.Jones 1-6; Koppenhaver 1-4.

INTERCEPTIONS: Temple - Randall 1-52; Walls 1-9; Crump 1-0. Duke - Feamster 1-8.

FUMBLES: Temple - Ritrovato 1-1; Team 1-0. Duke - Feamster, B 1-0.

SACKS: Temple - Roche 2.0; Levine 1.0. Duke - Neal 1.0; Jordan 1.0; Dimukeje 1.0.

TACKLES (UA-A): Temple - Roche 6-2; Randall 7-0; Graham-Mobley 4-3; Bradley 4-2; Franklin 5-0; Russell 4-1; J.Thomas 4-0; T.Jones 2-2; Walls 2-2; Levine 3-0; Crump 2-1; Dogbe 2-1; Archibong 1-2; Bruton 2-0; Mason 2-0; Majeh 1-1; Isaacs 1-1; Braswell 1-0; Cruz 1-0; Reid 1-0; Winston 1-0; Kwenkeu 0-1; Hogan 0-1. Duke - Neal 7-1; L.Johnson 5-3; Young 6-1; Hill 1-5; Quansah 5-0; Jordan 4-1; Blackwell 4-1; Feamster 4-0; Waters 2-1; McSwain 2-0; J.Jackson 2-0; Tangelo 1-1; Reed 1-0; B.Brown 1-0; Dimukeje 1-0; Lewis 1-0; Waddell 1-0; A.Williams 1-0; Fuller 1-0; S.Jones 1-0; Hornbuckle 0-1; Rumph 0-1.

T 2019 MILITARY BOWL T

North Carolina 55, Temple 13
Friday, December 27, 2019
Lincoln Financial Field, Annapolis, Md.
TEMPLE FALLS TO UNC IN MILITARY BOWL

ANNAPOLIS, Md. — In front of 24,242 fans at the 2019 Military Bowl the Temple Owls lost to the North Carolina Tar Heels, 55-13.

The Owls finished the season 8-5 for the second year in a row and the Tar Heels finished the season 7-6. WR Jadan Blue finished the game with eight catches for 92 yards. RB Re'Mahn Davis had a receiving and a rushing touchdown. SAF Benny Walls led the team with 12 tackles.

How It Happened

>Temple stalled a productive first drive and was forced to punt. North Carolina got the ball and drove into Temple territory. After forcing a third-and-long, the Owls shut down the Tar Heels and forced a missed 51-yard field goal. On North Carolina's next drive, QB Sam Howell threw a 39-yard touchdown pass for the first score of the game, 7-0 North Carolina.

>The ensuing Temple drive ended in a missed 42-yard field goal. The first quarter ended 7-0 in favor of North Carolina.

>In the first drive of the second quarter, the Owls held the Tar Heels to a 26-yard field goal. They extended their lead to 10-0 with 10 minutes left in the first half.

>On the next drive, QB Anthony Russo returned to lead the offense. On the second play of the drive, Russo connected with WR Jadan Blue for a 60-yard reception that brought the Owls inside the red zone. RB Re'Mahn Davis finished the drive off with a 4-yard touchdown run. The extra point was blocked and the Tar Heels would maintain a 10-6 lead.

>North Carolina would counter the score with another touchdown of its own. Howell threw a 16-yard back shoulder ball into the end zone that was tipped by SAF Amir Tyler and hauled in by a North Carolina receiver for the score. The Tar Heels added another field goal before halftime and took a 20-6 lead into the half.

>In the first drive of the second half, North Carolina drove down the field 83-yards to make the score 27-6. The Tar Heels then picked off Russo and returned it 20-yards for a touchdown on the next drive to lengthen the lead to 34-6.

>North Carolina scored again on its next possession.



A trick play from the two-yard line led to the score and a 41-6 lead. The Owls got on the board again with five minutes to play in the third. SAF Benny Walls forced and recovered a fumble that set up Temple at the 50 yardline. Just four plays later, Davis caught a screen pass from QB Todd Centeio that he took 45-yards down the field for his second touchdown of the day. North Carolina took a 41-13 lead into the final 15 minutes of play.

>North Carolina scored on the opening drive of the fourth quarter to extend its lead to 48-13. The Tar Heels added another touchdown to make it 55-13 with two minutes to play in the game.

Notes

>Temple WR Jadan Blue became the first receiver in program history to break 1,000 yards receiving in a single season.

>OL Jovahn Fair became the first Owl to ever start in four bowl games.

Scoring Summary

		TEM-NC
1st		
6:24	S.Howell 39 pass to D.Brown (N.Ruggles kick), 2-63 0:27	0-7
2nd		
10:17	N.Ruggles 26 FG, 16-66 5:41	0-10
7:59	R.Davis 4 run (W.Mobley kick blocked), 5-75 2:18	6-10
4:14	S.Howell 16 pass to D.Newsome (N.Ruggles kick), 8-75 3:45	6-17
0:00	N.Ruggles 36 FG, 4-44 0:28	6-20
3rd		
11:24	A.Williams 1 run (N.Ruggles kick), 10-83 3:36	6-27
11:12	S.Duck 20 INT return (N.Ruggles kick)	6-34
6:54	R.Groves 2 pass to S.Howell (N.Ruggles kick), 7-31 2:57	6-41
3:21	T.Centeio 45 pass to R.Davis (J.LaFree kick), 4-51 1:52	13-41
4th		
13:51	S.Howell 29 pass to D.Newsome (N.Ruggles kick), 9-88 4:30	13-48
2:11	A.Williams 2 run (J.Kim kick), 12-52 7:43	13-55

UNC (7-6)	7	13	21	14	55
Temple (8-5)	0	6	7	0	13

Attendance: 24,242
 Kickoff time: 12:02 pm Temperature: 44
 End of Game: 3:23 pm Wind: SE 5-10mph
 Total elapsed time: 3:21 Weather: Overcast
 Officials: Referee: Mi. VanderVelde; Umpire: Rico Orsot; Linesman: Greg Downum; Line judge: Steve Hoslett; Back judge: Robert Lewis; Field judge: Matt Binford; Side judge: Richard Corona; Center judge: Tim Davis

Team Stats	UNC	TEM
First Downs	33	16
Rushes-Yards (Net)	40-238	34-78
Passing Yards (Net)	296	194
Passes Att-Comp-Int	35-26-0	32-18-2
Total Offense Plays-Yards	75-534	66-272
Fumble Returns-Yards	0-0	0-0
Punt Returns-Yards	1-16	0-0
Kickoff Returns-Yards	2-38	4-92
Interception Returns-Yards	2-20	0-0
Punts (Number-Avg)	0-0-0	3-34.3
Fumbles-Lost	1-1	0-0
Penalties-Yards	6-63	8-65
Possession Time	32:30	27:30
Third-Down Conversions	11 of 14	6 of 16
Fourth-Down Conversions	1 of 1	2 of 3
Red-Zone Scores-Chances	7-7	1-2
Sacks By: Number-Yards	3-19	0-0

RUSHING: UNC - J.Williams 14-85; Carter 18-84; Howell 3-53; A.Williams 5-16. Temple - Davis 15-36; Ruley 3-13; Beatty 2-12; Mack 1-7; Centeio 5-5; Blue 2-5; Jennings 1-3; Saydee 2-2; Russo 3-(-5).

PASSING: UNC - Howell 25-34 0-294; Groves 1-1-0-2. Temple - Russo 12-20-1-128; Centeio 6-12-1-66.

RECEIVING: UNC - Newsome 8-71; Brown 5-87; Corrales 4-82; J.Williams 3-24; Green 3-23; Bargas 1-9; Howell 1-2; Carter 1-(-2). Temple - Blue 8-92; Barbon 3-27; Mack 3-18; Davis 2-44; Reams 1-9; Williams 1-4.

INTERCEPTIONS: UNC - Duck 1-20; Fox 1-0. Temple - None.

FUMBLES: UNC - Newsome 1-1. Temple - None.

SACKS: UNC - Fox 1.5; Surratt 0.5; Chapman 1.0. Temple - None.

TACKLES (UA-A): UNC - Chapman 5-5; Ross 3-3; Surratt 4-1; Duck 4-1; Dorn 2-3; Fox 2-3; Gemmel 0-5; Taylor 3-1; Strowbridge 3-0; Hollins 3-0; Hopper 1-2; Jackson 1-1; Vohasek 1-1; Crawford 1-0; Morrison 1-0; Brooks 1-0; Gill 1-0; Eklund 1-0; T.Fox 0-1; Asante 0-1. Temple - Walls 3-9; Russell 6-3; Bradley 3-5; Franklin 3-4; Tyler 4-2; Roche 3-2; Braswell 4-0; Mesday 2-2; Levine 2-2; Archibong 1-3; Monroe 0-4; Mason 1-2; Johnson 0-3; Majieh 0-2; Kelly 0-2; C.Moore 1-0; Ebiketie 1-0; Isaacs 1-0; Cruz 1-0; Banks 0-1; Jennings 0-1; Kwenkeu 0-1; Joe-Kamara 0-1; Saydee 0-1.



POST SEASON / SENIORS



NFL COMBINE

1987	Willie Marshall.....	WR
	Paul Palmer	RB
1988	Keith Gloster	WR
	Mike Hinnant.....	TE
1989	Todd McNair.....	RB
1990	Ed Liberati.....	K/P
1991	Swift Burch.....	DE
1992	George Deveney.....	TE
	James Harris.....	DE
	Santo Stephens.....	LB
1994	Tre Johnson.....	DT
1996	Willie Brown.....	LB
	Jon Clark.....	OT
	Lance Johnstone.....	DE
1997	Alshermond Singleton.....	LB
1999	Stacey Mack.....	FB
2001	Mathis Nkwenti.....	OT
2002	Raheem Brock.....	DE
2003	Dan Klecko.....	DT
2005	Rian Wallace.....	LB
2009	Terrance Knighton.....	DT
2011	Jaquan Jarrett.....	S
	Elijah Joseph.....	LB
	Muhammad Wilkerson.....	DT
2012	Bernard Pierce.....	RB
	Evan Rodriguez.....	FB
	Tahir Whitehead.....	LB
2013	Montel Harris.....	RB
2016	Matt Ioannidis.....	DL
	Tyler Matakevich.....	LB
	Tavon Young.....	DB
2017	Dion Dawkins.....	OG
	Nate Hairston.....	CB
	Haason Reddick.....	LB
	Jahad Thomas.....	RB
2018	Sean Chandler.....	S
2019	Ryquell Armstead.....	RB
	Rock Ya-Sin.....	CB
2020	Shaun Bradley.....	LB
	Harrison Hand.....	CB
	Matt Hennessy.....	C
	Chapelle Russell.....	LB

SENIOR SHOWCASE BOWLS

1932	Leon Whittock, HB.....	North-South All-Star Game
1940	Chuck Drulis, T.....	Blue-Gray Football Classic
	Ed Kolman, T.....	East-West Shrine Bowl
1942	Andy Tomasic, TB.....	North-South All-Star Game
1944	Jack Burns, QB.....	Blue-Gray Football Classic
1945	Jack Burns, QB.....	Blue-Gray Football Classic
	Mort Hochheiser, C.....	Blue-Gray Football Classic
	Mike Jarmoluk, T.....	Blue-Gray Football Classic
	Phil Slosburg, HB.....	Blue-Gray Football Classic
	Gene Zawoiski, HB.....	Blue-Gray Football Classic
1946	Joe Nejman, HB.....	Blue-Gray Football Classic
	John Rogers, E.....	Blue-Gray Football Classic
1947	Joe Nejman, HB.....	Blue-Gray Football Classic
1948	John Rogers, E.....	Blue-Gray Football Classic
1972	Nick Mike-Mayer, PK.....	Blue-Gray Football Classic
	Nick Mike-Mayer, PK.....	Senior Bowl
1973	Randy Grossman, TE.....	North-South All-Star Game
1974	Henry Hynoski, FB.....	All-American Bowl (MVP)
	Steve Joachim, QB.....	Blue-Gray Football Classic
	Steve Joachim, QB.....	All-American Bowl
1975	Don Bitterlich, PK.....	Hula Bowl
	Don Bitterlich, PK.....	Japan Bowl
1985	John Rienstra, OG.....	Blue-Gray Football Classic
	John Rienstra, OG.....	Senior Bowl
1986	Willie Marshall, WR.....	Blue-Gray Football Classic
	Willie Marshall, WR.....	Hula Bowl
	Paul Palmer, RB.....	Blue-Gray Football Classic (MVP)
	Paul Palmer, RB.....	Hula Bowl (MVP)
1987	Mike Hinnant, TE.....	Blue-Gray Football Classic
1990	Rich Drayton, WR.....	All-American Classic
1991	Santo Stephens, LB.....	Blue-Gray Football Classic
1992	Joe Burgos, OG.....	All-American Classic
1993	Tré Johnson, OT.....	East-West Shrine Bowl
	Tré Johnson, OT.....	Senior Bowl
1995	Willie Brown, LB.....	Blue-Gray Football Classic
	Willie Brown, LB.....	East-West Shrine Bowl
	Lance Johnstone, LB.....	Senior Bowl
	John Summerday, OG.....	Blue-Gray Football Classic
	John Summerday, OG.....	East-West Shrine Bowl
	John Summerday, OG.....	Hula Bowl
1996	Alshermond Singleton, LB.....	Senior Bowl
1998	Stacey Mack, RB.....	Blue Gray Football Classic (MVP)
	Stacey Mack, RB.....	Senior Bowl
2000	Mathias Nkwenti, OT.....	Blue-Gray Football Classic

2001	Raheem Brock, DE.....	Blue-Gray Football Classic
	Chonn Lacey, CB.....	Blue-Gray Football Classic
2002	Dan Klecko, DT.....	East-West Shrine Bowl
2005	Antwon Burton, DT.....	East-West Shrine Bowl
	Jake Hendy, P.....	Las Vegas All-Star Classic
	Mike Mendenhall, DT.....	Magnolia Gridiron All-Star Classic
2006	Elliot Seifert, OT.....	Texas vs. the Nation
2008	Terrance Knighton, DT.....	Texas vs. the Nation
2009	Alex Joseph, LB.....	Texas vs. the Nation
	Steve Maneri, TE.....	Texas vs. the Nation
	Andre Neblett, NT.....	Texas vs. the Nation
2010	Jaquawn Jarrett, S.....	Senior Bowl
2011	Derek Dennis, OL.....	East-West Shrine Bowl
	Kee-ayre Griffin, DB.....	NFLPA Collegiate Bowl
	Kevin Kroboth, DB.....	Casino Del Sol All-Star Game
	Evan Rodriguez, TE.....	East-West Shrine Bowl
	Wayne Tribue, OL.....	Casino Del Sol All-Star Game
2012	Montel Harris, RB.....	East-West Shrine Bowl
	Brandon McManus, K/P.....	Casino Del Sol All-Star Game
	Martin Wallace, OL.....	Raycom All-Star Classic
2013	Cody Booth, OL.....	Medal of Honor Bowl
	Paul Layton, P.....	Medal of Honor Bowl
	Abdul Smith, DB.....	NFLPA Collegiate Bowl
2015	Robby Anderson, WR.....	East-West Shrine Game
	Kyle Friend, OL.....	NFLPA Collegiate Bowl
	Matt Ioannidis, DL.....	Senior Bowl
	Tyler Matakevich, LB.....	Senior Bowl
	Tavon Young, DB.....	Senior Bowl
2016	Dion Dawkins, OL.....	Senior Bowl
	Nate Hairston, WR.....	East-West Shrine Game
	Praise Martin-Oguike, DL.....	Tropical Bowl
	Haason Reddick, DL.....	Senior Bowl
	Avery Williams, LB.....	NFLPA Collegiate Bowl
2017	Sean Chandler, DB.....	NFLPA Collegiate Bowl
	Adonis Jennings, WR.....	NFLPA Collegiate Bowl
	Keith Kirkwood, WR.....	NFLPA Collegiate Bowl
2018	Ryquell Armstead, RB.....	Senior Bowl
	Michael Dogbe, DT.....	East-West Shrine Game
	Delvon Randall, SAF.....	East-West Shrine Game
	Rock Ya-Sin, CB.....	Senior Bowl
2019	Shaun Bradley, LB.....	NFLPA Collegiate Bowl
	Jovahn Fair, OL.....	NFLPA Collegiate Bowl
	Sam Franklin, LB.....	Tropical Bowl
	Matt Hennessy, OL.....	Senior Bowl
	Chapelle Russell, LB.....	NFLPA Collegiate Bowl
	Isaiah Wright, WR.....	East-West Shrine Game



Rock Ya-Sin and Ryquell Armstead




TEMPLE
UNIVERSITY

THE NATIONAL FOOTBALL FOUNDATION
CONGRATULATES
Paul Palmer
TEMPLE UNIVERSITY
AS A MEMBER OF THE
2018 COLLEGE FOOTBALL HALL OF FAME CLASS
December 4, 2018 - New York City

TEMPLE HALL OF FAME



DHAMIRI ABAYOMI /DON COUNCIL
(1960-62)
Leading ground-gainer in 1960, netting 465 yards on 84 carries (inducted in 1978)



ANTHONY ANDERSON
(1975-78)
Third-leading ground-gainer all-time, 1976 All-America and All-East honors (inducted in 1994)



BILL BERNARDO
(1946, 1948-49)
Top ground-gainer in 1949, earned All-East honors as a senior (inducted in 1978)



DON BITTERLICH
(1973-75)
Nation's top kicker in 1975, set six NCAA records while booting the longest field goal in Temple history (inducted in 2007)



JACK BONNER
(1927-30)
All-around athlete who earned 11 letters (four in football), 1930 team captain (inducted in 1973)



TODD BOWLES
(1982-85)
All-America defensive back that went on to play eight seasons in the NFL (inducted in 2007)



MARK BRIGHT
(1976-79)
Named MVP of 1979 Garden State Bowl, sixth leading rusher in Owl history (inducted in 2008)



RAHEEM BROCK
(1998-2001)
Second generation Owl who notched 20 career sacks and 38 TFLs, 10-year NFL vet and SB41 Champ (inducted in 2014)



BRIAN BROOMELL
(1976-79)
Owned four passing records and shares a fifth, QB'd Owls in '79 Garden State Bowl (inducted in 1997)




HENRY BURRIS (1993-96)
Held every major passing record at Temple for two decades. Three-time Grey Cup Winner, two-time CFL MVP. (inducted in 2018)



JIM CALLAHAN
(1966-68)
Caught 36 career TD passes, scored TDs on his first 10 receptions (inducted in 1981)



STEVE CONJAR
(1978-81)
A 1980 and 1981 AP All-American, holds four Temple tackling records (inducted in 1999)



MIKE CURCIO
(1976-79)
Honorable Mention All-American, team captain of 1979 Garden State Bowl team (inducted in 2010)



TONY DOUGAL
(1930-31)
1931 All-East Team, played on offense, defense and special teams (inducted in 1982)



CHUCK DRULIS
(1938-40)
1940 team captain, earned All-East honors twice, played in 1940 Blue-Gray game (inducted in 1976)



AL GOLDEN
(2006-10)
Resurrected Football program. Led Owls to school record 9 consecutive wins and 2009 Eagle Bank Bowl. Named 2009 MAC Coach of the Year. (inducted in 2020)



STAN GRAYSON
(1934-37)
Played in every Owl football game for four years, played in two all-star games (inducted in 1982)



RANDY GROSSMAN
(1971-73)
A third team AP All-American in 1973, selected for Senior Bowl All-Star game (inducted in 1986)



SWEDE HANSON
(1927-30)
Scored 29 points in 110-0 victory over Blue Ridge in 1927, earned All-East honors as a senior (inducted in 1969)



WAYNE HARDIN
(1970-82)
Temple's winningest football coach with an 80-52-3 record in 13 seasons (inducted in 1994)



MIKE HINNANT
(1984-87)
Honors include first team AP All-East, Sporting News All-America, and Temple's MVP (inducted in 1998)



JIM HONOHICK
(1938-39)
Football and baseball star, became one of major league's top umpires (inducted in 1971)



HENRY HYNOSKI
(1972-74)
Was Temple's leading rusher upon graduation with 2,218 yards and still remains among the all-time leaders (inducted in 1994)



MIKE JARMOLUK
(1942-43, 1945)
All-around athlete, 1945 Blue-Gray game and All-America honorable mention (inducted in 1975)



STEVE JOACHIM
(1973-74)
Temple's only Maxwell Trophy winner (1974), a Walter Camp first team All-American (inducted in 1986)



TRÉ JOHNSON
(1990-93)
Offensive lineman that was a three-time All-Big East selection and nine year NFL veteran (inducted in 2004)




LANCE JOHNSTONE
(1992-95)
Freshman All-American and three-time All-Big East honoree; holds school record with 288 solo tackles (inducted in 2012)



MOE KATZ
(1937-38)
1937 & 1938 co-captain under coach Pop Warner, workhorse on offense and defense (inducted in 1978)



BUCKO KILROY
(1940-41)
Started every game, All-America honorable mention, six-time all-pro with Philadelphia Eagles (inducted in 1977)



DAN KLECKO
(1999-2002)
2nd generation Owl HOF, 2-time all-conference and 2nd team All-American, 3-time Super Bowl Champ (inducted in 2014)

TEMPLE HALL OF FAME



JOE KLECKO
(1973-76)

Three-season leader in tackles, earned numerous honors, four-time NFL All-Pro (inducted in 1987)



ED KOLMAN
(1937-39)

Three-time All-American, 1940 Eastern College All-Star, East-West Shrine game (inducted in 1971)




TODD MCNAIR
(1985-88)

Sixth best rusher in Temple history (2,383 yards on 576 attempts). Honorable mention All-American (1987); AP All-East 1987, 1988. Played 8 NFL seasons. (inducted in 2020)



CHET MESSERVEY
(1933-36)

Earned All-American mention in 1936, later coached at Temple (inducted in 1980)




NICK MIKE-MAYER
(1970-72)

Record-breaking collegiate place-kicker, career total of 156 points (inducted in 1985)



HENRY MILLER
(1925-32)

Temple head coach with outstanding 50-15-8 record, had a winning record every year (inducted in 1973)



BOB MIZIA
(1973-75)

One of TU's top return men. Ranked 5th all-time in INTs (11). Tied for 3rd in school history with 2 career punt return TDs. (inducted in 2020)



JOE MORELLI
(1961-64)

Two-way football player and also lettered in track. Led conference in interceptions (5) in 1963 and selected All-East. Earned 1964 Owl Award for outstanding student-athlete. (inducted in 2020)



RAY MORRISON
(1940-48)

College Football HOF member, won 31 games with Owls including 7 win seasons in '41 & '45 (inducted in 2014)



JOE NEJMAN
(1942, 1946-47)

1947 captain and All-America honorable mention, '46 and '47 Blue-Gray game, 1947 Temple MVP (inducted in 1977)



PAUL PALMER
(1983-86)

Heisman trophy runner-up in 1986, Temple's all-time leading rusher with 4,895 yards (inducted in 2000)



HANK REESE
(1930-31)

Helped Temple to a 7-3 record in 1930 and an 8-1-1 mark in 1931, gaining All-American mention (inducted in 1976)



JOHN RIENSTRA
(1983-85)

First team AP All-America honors, two-time All-East, Steelers' first-round draft pick (inducted in 1997)




TEX ROBINSON
(1951-55)

Temple's most valuable player in 1952 and 1954, led Owls in scoring and rushing (inducted in 1980)



JOHN ROGERS
(1942; 1946-48)

1946 and '48 Blue-Gray games and honorable mention All-American, 1948 MVP and captain (inducted in 1987)




KEVIN ROSS
(1980-83)

1983 team captain with 15 career INTs. Played 14 seasons in NFL and elected to two Pro Bowls. (inducted in 2006)



DOUG SHOBERT
(1970-72)

1971 AP All-America team and 1972 team captain; career completion pct. record holder (inducted in 2012)



BILL SINGLETARY
(1970-72)

1972 Playboy magazine's All-America and Walter Camp All-America team (inducted in 1984)



PHIL SLOSBURG
(1945-47)

Earned numerous awards including 1947 second team All-America honors (inducted in 1979)



DAVE SMUKLER
(1934-35)

Played the entire 60 minutes in the first Sugar Bowl game (1935), set several rushing records (inducted in 1969)



PETE STEVENS
(1933-35)

Captain of 1935 Sugar Bowl team, 1933 MVP, coached football and baseball at Temple (inducted in 1974)



ANDY TOMASIC
(1939-41)

Record-setting triple threat player, played in 1942 North-South All-Star game (inducted in 1971)



JOHN WALLER
(1966-68)

Record-breaking quarterback who passed for 3,756 yards and 45 touchdowns (inducted in 1983)



GLENN S. "POP" WARNER
(1933-38)

One of college football's most famous and innovative coaches (inducted in 1971)



STEVE WATSON
(1976-78)

Sixth all-time career pass receiving leader (98 receptions for 1,629 yards, 7 TDs) (inducted in 1995)



GROVER WEARSHING
(1927-30)

Four-sport athlete (11 letters), set passing record that stood for 40 years (inducted in 1971)



GAVIN WHITE, JR.
(1949-51)

Outstanding Temple player, coach and director of athletics (inducted in 1980)



LEON WHITTOCK
(1930-32)

1932 team captain, triple-threat player, All-America honorable mention (inducted in 1971)




ANTHONY YOUNG
(1981-84)

Temple's career interceptions leader and 3rd round NFL draft pick (inducted in 2005)

The careers and accomplishments of 55 distinguished Temple players and coaches have been recognized by their induction into the Temple University Athletics Hall of Fame, established in 1969.

T ALL-TIME HONORS T

COLLEGE FOOTBALL HALL OF FAME




Glenn "Pop" Warner
1951



Ray Morrison
1954



Wayne Hardin
2013



Paul Palmer
2018

RETIRED JERSEY



Bill Singletary
#64

ALLSTATE AFCA GOOD WORKS TEAM*

2003	Yazid Jackson, FS
2007	Alex Derenthal, C
2010	Amara Kamara, LB
2011	Wayne Tribue, OL
2012	Brandon McManus, K/P

PHILADELPHIA SPORTSWRITERS ASSOCIATION TEAM OF THE YEAR

1979	Temple University
2015	Temple University

EASTERN COLLEGE ATHLETIC CONFERENCE DIVISION I-A TEAM OF THE YEAR

1979	Temple University
2015	Temple University
2016	Temple University

NCAA MOST IMPROVED TEAM

1990	Temple University
------	-------------------

T.E.A.M. AWARD

Athletic Department recognition for Temple's Exceptional Acts for Mankind

2009	Temple Football (inaugural)
2010	Temple Football

MOST VALUABLE PLAYERS

presented by the Philadelphia Affiliate of Susan G. Komen for the Cure

2011	Temple Football
------	-----------------

ROBERT P. LEVY AWARD FOR OUTSTANDING COMMUNITY SERVICE

presented by the Philadelphia Sports Congress

2009	Temple Football
------	-----------------

TEMPLE UNIVERSITY OWLS DAY

Proclamation presented by the City of Wildwood, NJ

2013	Temple Football (July 20, 2013)
------	---------------------------------

FREDDIE SOLOMON COMMUNITY SPIRIT AWARD FINALIST

2014	Kenneth Harper
------	----------------

TEMPLE ENTERPRISE SPIRIT AND SPORTSMANSHIP AWARD

2014	Zack Bambarly
------	---------------

TEMPLE TEAMMATES COMMUNITY SERVICE AWARD

2014	Tyler Mayes
------	-------------

OWLSports.COM STUDENT-ATHLETE OF THE MONTH

Presented by Under Armour

Oct.'09	Bernard Pierce, RB
Nov.'09	Delano Green, WR
Sept.'10	Brandon McManus, K/P
Oct.'10	Matt Brown, RB
Sept.'11	Bernard Pierce, RB
Nov.'11	Brandon McManus, K/P
Nov.'12	Brandon McManus, K/P
Nov.'13	Robby Anderson, WR
Oct. '15	Tyler Matakevich, LB
Nov. '15	Tyler Matakevich, LB
Oct. '16	Haason Reddick, DL
Nov. '17	Frank Ntilile, QB
Sept. '18	Ryquell Armstead, RB
Oct. '18	Anthony Russo, QB
Nov. '18	Ventell Bryant, WR
Nov. '19	Quincy Roche, DE
Oct.'20	Anthony Russo, QB

OWLSports.COM STUDENT-ATHLETE OF THE WEEK

Presented by Under Armour

5 times	Bernard Pierce, RB (10/5/09, 10/26/09, 9/20/10, 9/6/11, 9/27/11)
4 times	Phillip Walker (11/18/13, 10/5/15, 11/23/15, 12/5/16) Tyler Matakevich, LB (9/30/13, 12/8/14, 9/12/15, 11/30/15) Matt Brown, RB (10/4/10, 10/24/11, 11/14/11, 11/28/11)
3 times	Ryquell Armstead, RB (10/3/16, 10/24/16, 9/17/18) Jahad Thomas, RB (9/7/15, 9/26/16, 10/17/16)
2 times	Montel Harris (10/9/12, 11/19/12) Jaiquawn Jarrett, DB (10/12/09, 9/27/10) Isaiah Wright (11/26/18 and 10/3/19)
1 time	Christian Braswell (10/31/20) Jadan Blue (10/24/20) Arnold Ebiketie (10/17/20) Isaiah Graham-Mobley (10/10/20) Sam Franklin (11/30/19) Quincy Roche (11/16/19) Benny Walls (9/28/19) Ifeanyi Majieh (9/14/19) Anthony Russo (10/8/18) Michael Dogbe (9/17/18) Sharif Finch, DL (11/6/17) Logan Marchi, QB (10/7/17) Ventell Bryant, WR (11/19/16) Matt Ioannidis, DL (10/12/15) Praise Martin-Oguike, DL (11/2/14) Averee Robinson, DL (9/1/14) Robby Anderson, WR (10/28/13) Jalen Fitzpatrick, WR (10/21/13) Chris Coyer, QB (12/19/11) Stephen Johnson (10/10/11) Mike Gerardi, QB (11/8/10) Muhammad Wilkerson, DL (9/13/10) Brandon McManus, K/P (9/7/10) Delano Green, WR (11/23/09) Elijah Joseph, LB (9/28/09)



Tyler Matakevich with Bronco Nagurski Trophy



ALL-TIME HONORS



COACH OF THE YEAR

1974	Wayne Hardin - District II.....	Coach and Athlete Magazine
	Wayne Hardin - District II.....	Kodak
1990	Jerry Berndt.....	Metropolitan Football Writers Association
	Jerry Berndt.....	Mizlou Sports/News Network
2009	Al Golden.....	New Jersey Sportswriters
	Al Golden - Tri-State.....	Mid-American Conference
2015	Matt Rhule - Tri-State.....	Maxwell Football Club
	Matt Rhule.....	Maxwell Football Club
	Matt Rhule.....	Eastern College Athletic Conference
	Matt Rhule.....	Metropolitan New York Football Writers Association
2017	Geoff Collins.....	Eastern College Athletic Conference

BROYLES AWARD NOMINEE

College Football's Top Assistant Coach

2014	Phil Snow
2015	Phil Snow
2016	Phil Snow
2017	Jim Panagos
2018	Chris Wiesehan

AFCA 35 UNDER 35

2017	Andrew Thacker
------	----------------

PLAYER OF THE YEAR

1974	Steve Joachim, QB.....	Maxwell Football Club
	Steve Joachim, QB - Eastern.....	United Press International
	Steve Joachim, QB (shared).....	East Coast Athletic Conference
	Steve Joachim, QB - District II.....	Coach and Athlete Magazine
1985	Paul Palmer, TB (shared).....	East Coast Athletic Conference
1986	Paul Palmer, TB.....	East Coast Athletic Conference
2002	Dan Klecko, DT - Tri-State.....	Maxwell Football Club
2009	Adrian Robinson, DE - Defensive.....	Mid-American Conference
2011	Bernard Pierce, RB - Offensive.....	East Coast Athletic Conference
2012	Matt Brown, KR/PR - Special Teams.....	Big East
	Montel Harris, RB.....	Philadelphia Inquirer
	Brandon McManus, K/P - Specialist.....	College Football Performance Awards
2015	Tyler Matakevich, LB.....	Chuck Bednarik Award
	Tyler Matakevich, LB.....	Bronko Nagurski Trophy
	Tyler Matakevich, LB - Connecticut Player of the Year.....	Walter Camp
	Tyler Matakevich, LB - Defensive.....	American Athletic Conference
	Tyler Matakevich, LB - Defensive.....	Eastern College Athletic Conference
	Tyler Matakevich, LB - Outstanding Amateur Athlete.....	PSWA
	Shabaz Ahmaed, OL - College Player of the Year.....	Brooks-Irvine
	Eric Lofton, OL - College Player of the Year.....	Brooks-Irvine
2017	Daniel Archibong, DT - Def. Rookie.....	Eastern College Athletic Conference
2018	Isaiah Wright, RS - Special Teams.....	American Athletic Conference
	Ryquell Armstead, RB - College Player of the Year.....	Brooks-Irvine
	Adam Klein, OL - Offensive Rookie.....	Eastern College Athletic Conference
2019	Quincy Roche, DE - Defensive.....	American Athletic Conference
	Quincy Roche, DE - Defensive.....	Eastern College Athletic Conference
	Shaun Bradley, LB - College Player of the Year.....	Brooks-Irvine
	Re'Mahn Davis, RB - Rookie.....	Eastern College Athletic Conference

FRESHMAN OF THE YEAR

1979	Kevin Duckett, RB (shared).....	East Coast Athletic Conference
1983	Paul Palmer, TB.....	East Coast Athletic Conference
1997	Stacey Mack, RB.....	East Coast Athletic Conference
2009	Bernard Pierce, RB.....	Mid-American Conference
2012	Tyler Matakevich, LB.....	Big East
	Tyler Matakevich, LB - Defensive.....	Eastern College Athletic Conference
2017	Dan Archibong, DL - Defensive.....	Eastern College Athletic Conference
2018	Adam Klein, OL - Offensive.....	Eastern College Athletic Conference
2019	Re'Mahn Davis, RB - Offensive.....	Eastern College Athletic Conference

MOST VALUABLE PLAYER

1974	Henry Hynoski, RB.....	American Bowl
1979	Mark Bright, RB.....	Garden State Bowl
2011	Chris Coyer, QB (offensive MVP).....	Gildan New Mexico Bowl
2011	Tahir Whitehead, LB (defensive MVP).....	Gildan New Mexico Bowl
2016	Phillip Walker, QB.....	American Athletic Conference Championship
2017	Frank Nuttle, QB.....	Bad Boy Mowers Gasparilla Bowl
2018	Delvon Randall, SAF (defensive MVP).....	Independence Bowl

ALL-COLLEGE FOOTBALL INSIDERS

2009	Colin Madison, OL	HM
	Bernard Pierce, RB	HM

ALL-AMERICA BOARD OF FOOTBALL

1935	Joseph J. Zanin
------	-----------------

STANLEY WOODWARD MAGAZINE ALL-EAST

1954	Larry Cardonick
------	-----------------

JASON WITTEN AWARD

2017	Keith Kirkwood - Semifinalist
------	-------------------------------

ALL-AMERICAN

		AP	UPI	FW	SI	WC	P	AF	SN	US	PS	CF
1941	Frank "Bucko" Kilroy, OT	HM										
1947	Phil Slosburg, HB	2										
1971	Doug Shobert, QB	HM										
1972	Randy Grossman, TE	3										
	Bill Singletary, OG					1	1					
1974	Steve Joachim, QB	3	2			1						
	Joe Klecko, NT	HM										
	Pat Staub, OG	HM										
	Henry Hynoski, FB	HM										
1975	Joe Klecko, NT	HM										
1978	Bob Brewer, OG		●									
1979	Bob Brewer, OG		●									
	Mike Curcio, LB	HM										
1980	Steve Conjar, LB	HM										
1981	Steve Conjar, LB	HM										
1984	Todd Bowles, DB	HM										
	John Rienstra, OG	HM										
1985	John Rienstra, OG	1		1								
	Willie Marshall, WR	HM										
	Paul Palmer, TB	HM	2									
1986	Mike Hinnant, TE	HM										
	Paul Palmer, TB	1	1	1		1						
1987	Todd McNair, TB	HM										
	Mike Hinnant, TE	HM										
	Kevin Jones, OT	HM										
1988	Loranzo Square, LB	HM										
1992	Tré Johnson, OT		3									
2002	Dan Klecko, DT	2										3
2003	Rian Wallace, LB											2
2009	Bernard Pierce, RB											HM
2013	Tyler Matakevich, LB				HM							
2015	Tyler Matakevich, LB	1		1		1	●	2	1	1		
	Matt Ioannidis, DL										3	
	Dion Dawkins, OL										4	
2016	Haason Reddick, DL										4	
2018	Isaiah Wright, RS								1			
	Rock Ya-Sin, CB										4	
2019	Matt Hennessy	3								2		
	Quincy Roche				1			2	2			

FRESHMAN ALL-AMERICAN

		CF	FW	FN	SN	AT	PF	ES
1992	Lance Johnstone, LB			3				
1998	Carlos Johnson, WR			HM				
	Leon Gray, LB			HM				
1999	Dan Klecko, DT			1	1			
2002	Rian Wallace, LB				4			
2005	Alex Derenthal, C				HM			
2006	Jake Brownell, P				HM			
	Junior Galette, LB				HM			
	Devin Tyler, OT				HM			
2009	Bernard Pierce, RB	2						
2012	Tyler Matakevich, LB		●					
2013	Phillip Walker, QB	HM						
2019	Re'Mahn Davis						1	1

SOPHOMORE ALL-AMERICAN

		CF	FW	FN	SN
2013	Tyler Matakevich, LB		1		

AF - American Football Coaches Association
 AP - Associated Press
 CF - College Football News
 EC - East Coast Athletic Conference
 ES - ESPN
 FN - Football News
 FW - Football Writer's Association of America
 P - Playoff

PF - Pro Football Focus
 PS - Phil Steele Publications
 SI - Sports Illustrated
 SN - Sporting News
 UPI - United Press International
 US - USA Today
 WC - Walter Camp Football Foundation



ALL-CONFERENCE



ALL-EAST

	AP	UPI	ECAC
1931 Tony Dugal, T	1		
1940 Chuck Drulis, T	1		
1941 Bucko Kilroy, T	1		
1947 Phil Slosburg, HB	1		
1971 Doug Shobert, QB	2		
1972 Randy Grossman, TE	1		
1973 Henry Hynoski, FB	HM		
1974 Henry Hynoski, FB	1		
Steve Joachim, QB	1	1	●
Joe Klecko		1	
Pat Staub, OG	1		
1975 Joe Klecko, NT	1		
Pat Staub, OG	1		
1976 Anthony Anderson, RB	2	2	
1977 Casey Murphy, P	1		●
1978 Bob Brewer, OG		HM	
Casey Murphy, P	1	HM	●
1979 Gerald Lucear, FL	1	1	
Mike Curcio, LB	2		
Casey Murphy, P	1	HM	●
1980 Steve Conjar, LB	2		
1981 Steve Conjar, LB	1		
1983 Paul Palmer, TB	1		
1984 Todd Bowles, DB	1		
Paul Palmer, TB	1		
John Rienstra, OG	1		
1985 Paul Palmer, TB	1		●
John Rienstra, OG	1		
Willie Marshall, WR	2		
Lee Saltz, QB	HM		
1986 Paul Palmer	1		●
Mike Hinnant, TE	1		
Keith Gloster, WR	2		
Bill Wright, PK	2		
Larry Brewton, DB	2		
Ed Liberati, P	2		
Kevin Jones, OT	HM		
Willie Marshall, WR	HM		
Shelly Poole, FB	HM		
Steve Domonoski, DE	HM		
1987 Mike Hinnant, TE	1		
Kevin Jones, OT	2		
Todd McNair, TB	2		
Carl Holmes, OT	HM		
Ralph Jarvis, DE	HM		
Maurice Johnson, TE	HM		
Eddie Parker, FS	HM		
Loren Schonyers, LB	HM		
Joe Possenti, LB	HM		
1988 Loranzo Square, LB	2		
Matt Baker, QB	HM		
Rich Drayton, SE	HM		
Joe Greenwood, CB	HM		
Ed Liberati, P	HM		
Todd McNair, RB	HM		
Mike Palys, FL	HM		
Andy Pappalardo, DE	HM		
Anthony Tezsla, LB	HM		
Carnell Washington, DE	HM		
Bill Wright, PK	HM		
1990 Matt Baker, QB	1		
Dick Beck, C	1		
Rich Drayton, WR	1		
Kenyatta Rush, DT	1		
Kevin McCoy, KR	2		
Bob Wright, PK	2		
Trent Thompson, P	HM		

ALL-BIG EAST

	BE	ECAC
1991 Brian Krulikowski, OG	1	
Swift Burch, DT	2	
Tré Johnson, OT	2	
Trent Thompson, P	HM	
1992 Lew Lawhorn, RS	1	●
Tré Johnson, OT	2	
Lance Johnstone, LB	2	
1993 Tré Johnson, OT	1	
Lance Johnstone, LB	2	

	BE	ECAC
1994 Henry Burris, QB	2	
Lance Johnstone, LB	2	●
John Summerday, OG	2	
1995 Lance Johnstone, LB	1	
John Summerday, OG	1	
Willie Brown, LB	2	
1996 Alshermond Singleton, LB	1	
Van Johnson, WR	1	
1997 Larry Chester, DT	2	●
Excel Lucas, DB	2	●
Josh Boies, P	2	
Stacey Mack, RB		●
1998 Stacey Mack, RB	2	
Elmarko Jackson, KR	2	
Michael Tripp, DE		●
1999 Tim Leach, OT	2	
2000 Russell Newman, DT	2	
LeVar Talley, LB	2	
2001 Sean Dillard, WR	2	●
Dan Klecko, DT	1*	●
2002 Dan Klecko, DT	1*	●
Cap Poklemba, PK	2	
2003 Zamir Cobb, WR	1	●
Rian Wallace, LB	2	●
2004 Rian Wallace, LB	1	●
Mike Mendenhall, DE	2	
Walter Washington, QB	2	
2005 John Gross, OT		●
Mike Mendenhall, DE		●
2006 Alex Derenthal, C		●
Walter Mebane, LB		●
Travis Shelton, KOR		●

ALL-MID AMERICAN CONFERENCE

	MAC	ECAC
2007 Andre Neblett, NT	2	
Dominique Harris, DB	3	
2008 Terrance Knighton, DT	1	
Alex Derenthal, C	2	●
Andre Neblett, NT		2
Travis Shelton, KOR	2	●
Bruce Francis, WR	3	
2009 Jaquawn Jarrett, DB	1	
Elijah Joseph, LB	1	●
Colin Madison, OL	1	
Darius Morris, OL	1	
Andre Neblett, NT	1	
Bernard Pierce, RB	1	●
Adrian Robinson, DE	1	
Muhammad Wilkerson, DT	1	
James Nixon, KOR	2	●
Devin Tyler, OL	2	
Dominique Harris, DB	3	
Alex Joseph, LB	3	
Amara Kamara, LB	3	
Steve Maneri, TE	3	
John Palumbo, OL	3	
2010 Jaquawn Jarrett, S	1	
Elisha Joseph, NT	1	
Colin Madison, OL	1	
Darius Morris, OL	1	
Bernard Pierce, RB	1	
Adrian Robinson, DE	1	
Evan Rodriguez, TE	1	●
Muhammad Wilkerson, DT	1*	
Matt Brown, RB	2	
Elijah "Peanut" Joseph, LB	2	
Michael Campbell, WR	2	
2011 Pat Boyle, OL	1	●
Bernard Pierce, RB	1	●
Evan Rodriguez, TE	1	
Adrian Robinson, DE	1	●
Brandon McManus, P	2	
Tahir Whitehead, LB	2	
Matt Brown, RB	3	
Morkeith Brown, DE	3	
Kevin Kroboth, DB	3	
Wayne Tribue, OL	3	

ALL-BIG EAST

	BE	ECAC
2012 Montel Harris, RB	1	●
Matt Brown, KR	1	
Brandon McManus, P	1	●
Martin Wallace, OL	2	
Tyler Matakevich, LB	2	●
Brandon McManus, PK	2	
John Youboty, DL	2	

ALL-AMERICAN ATHLETIC CONFERENCE

	AAC	PS	ECAC
2013 Tyler Matakevich, LB	1		
2014 Kyle Friend, OL	2	2	
Praise Martin-Oguike, DL	2	3	●
Matt Ioannidis, DL	2	2	●
Tyler Matakevich, LB	1	1	
Tavon Young, DB	HM	3	●
Jalen Fitzpatrick, WR		2	
2015 Robby Anderson, WR		3	●
Sean Chandler, DB	2	2	●
Dion Dawkins, OL	2	1	●
Kyle Friend, OL	1	1	●
Matt Ioannidis, DL	1	1	
Austin Jones, K		3	
Eric Lofton, OL	1	2	●
Tyler Matakevich, LB	1*	1	●
Haason Reddick, DL	HM	3	
Nate D. Sniht, DL	1	2	●
Alex Starzyk, P		●	
Jahad Thomas, RB	1	1	●
Alex Wells, DB	1	1	●
2016 Ryquell Armstead, RB		3	
Aaron Boumerhi, K	2		
Sean Chandler, DB	2	2	●
Dion Dawkins, OL	1	1	●
Stephaun Marshall, LB	HM		
Praise Martin-Oguike, DL	2	2	●
Haason Reddick, DL	1*	1	●
Jahad Thomas, RB	2	2	●
Colin Thompson, TE	HM		
Avery Williams, LB	2	3	●
2017 Cole Boozer, OL			2
Shaun Bradley, LB			2
Sean Chandler, DB	HM	3	2
Brian Carter, OL	2	2	2
Sharif Finch, DL	2	2	1
Matt Hennessy, OL			2
Adonis Jennings, WR			2
Corey Lerch, LS		2	
Jacob Martin, DL	2	2	1
Delvon Randall, DB	1	1	1
Isaiah Wright, KR		3	
2018 Ryquell Armstead, RB	1	2	1
Dan Archibong, DT		3	
Ventell Bryant, WR	2	3	1
Shaun Bradley, LB	1	2	1
Michael Dogbe, DT	1	2	1
Jovahn Fair, OL	2	2	HM
Matt Hennessy, OL			1
Vincent Picozzi, OL			HM
Delvon Randall, DB	1	2	HM
Jaelin Robinson, OL			1
Isaiah Wright, KR	1	1	1
Rock Ya-Sin, CB	1	1	1
2019 Jadan Blue, WR	2	3	1
Shaun Bradley, LB	1	2	
Jovahn Fair, OL	2	1	1
Sam Franklin, LB	2	3	
Harrison Hand, CB		3	
Matt Hennessy, OL	1	1	1
Dana Levine, DE		2	
Branden Mack, WR		3	
Ifeanyi Maijeh, DT	1	3	1
Quincy Roche, DE	1	1	1
2020 Jadan Blue, WR	HM		
Arnold Ebiketie, DE	2		

* Unanimous Selection

PLAYERS OF THE WEEK

BIG EAST

		BE	CFPA	Oth
9/7/91	Trent Thompson, K	ST		
9/3/94	Allan Jackson, CB	D		
9/24/94	Lance Johnstone, LB	D		
9/24/94	Rich Maston, K	ST		
10/14/95	Ramod Lee, RB	O		
11/4/95	Allan Jackson, RS	ST		
11/11/95	Zane Michalski, K	ST		
9/7/96	Henry Burris, QB	O		
9/14/96	Kenyatta Carter, KR	ST		
10/5/96	Henry Burris, QB	O		
9/6/97	Elmarko Jackson, RS	ST		
9/6/97	Excel Lucas, DB	D		
9/27/97	Josh Boies, P	ST		
10/4/97	Decara Burgess, LB	D		
11/1/97	Stacey Mack, RB	O		
10/17/98	Chonn Lacey, DB	D		
11/7/98	Leon Gray, LB	D		
10/9/99	Dan Klecko, DT	D		
10/9/99	Devin Scott, QB	O		
10/30/99	Devin Scott, QB	O		
9/2/00	Tanardo Sharps, RB	O		
10/14/00	Tanardo Sharps, RB	O		
8/30/01	Raheem Brock, DE	D		
10/13/01	Dan Klecko, DT	D		
11/17/01	Chonn Lacey, DB	D		
11/17/01	Cap Poklemba, PK	ST		
10/12/02	Mike Frost, P	ST		
10/12/02	Mike McGann, QB	O		
10/19/02	Makonnen Fenton, KR	ST		
10/19/02	Dan Klecko, DT	D		
11/13/04	W. Washington, QB	O		

MID AMERICAN CONFERENCE

		MAC	CFPA	Oth
10/6/07	Jake Brownell, K	ST		
10/6/07	T.Knighton, DT	D		
10/13/07	Adam DiMichele, QB	O		
10/20/07	Junior Galette, DE	D		
11/17/07	Delano Green, WR	ST		
8/29/08	Tommie Williams, CB	ST		
9/27/08	Jeff Wathne, P	ST		
10/21/08	Jeff Wathne, P	ST		
9/19/09	B.McManus, K	ST		
9/26/09	Elijah Joseph, LB	D	HM	
9/26/09	James Nixon, KOR		HM	
10/3/09	Bernard Pierce, RB	O	HM	HS
10/10/09	Jaiquawn Jarrett, DB	D	HM	
10/10/09	B.McManus, P/K		HM	
10/24/09	Bernard Pierce, RB	O	HM	HS
10/31/09	James Nixon, KOR		N	
10/31/09	Bernard Pierce, RB	O	N	HS
11/5/09	B.McManus, K	ST		
11/5/09	Bernard Pierce, RB		HM	
11/13/09	Delano Green, PR		N	
11/13/09	Chester Stewart, QB		HM	
11/21/09	Matt Brown, RB		HM	PDN
11/21/09	Delano Green, PR		N	
11/21/09	M.Wilkerson, DT	D		
9/3/10	B.McManus, K	ST		
9/9/10	M.Wilkerson, DT	D		
9/18/10	Bernard Pierce, RB	O	HM	HS
9/18/10	Adrian Robinson, DL			WC
9/18/10	Tahir Whitehead, LB		HM	
9/25/10	Jaiquawn Jarrett, DB	D		
10/2/10	Matt Brown, RB	O	HM	PDN
10/16/10	A.Robinson, DE	ST		
10/23/10	M. Wilkerson, DT	D		
10/30/10	B.McManus, K/P		N	
11/6/10	Mike Gerardi, QB	O		HS
11/16/10	M.Campbell, WR		HM	

		MAC	CFPA	Oth
9/1/11	Kevin Kroboth, DB		HM	
9/1/11	B.McManus, K/P		HM	
9/1/11	Bernard Pierce, RB	O	HM	
9/10/11	Bernard Pierce, RB		HM	
9/24/11	Bernard Pierce, RB	O	HM	HS
9/24/11	Evan Rodriguez, TE		HM	
10/1/11	B.McManus, K/P		HM	
10/1/11	Evan Rodriguez, TE		HM	
10/1/11	Tahir Whitehead, LB		HM	
10/8/11	Stephen Johnson, LB	D	HM	
10/8/11	B.McManus, K/P		HM	
10/15/11	B.McManus, K/P		N	
10/15/11	Bernard Pierce, RB	O	HM	HS
11/2/11	Chris Coyer, QB		HM	
11/2/11	B.McManus, K/P		HM	
11/2/11	Evan Rodriguez, TE		HM	
11/9/11	Matt Brown, RB	O		
11/9/11	B.McManus, K/P		HM	
11/9/11	Evan Rodriguez, TE		HM	
11/19/11	Stephen Johnson, LB	D		
11/19/11	B.McManus, K/P		HM	
11/19/11	Bernard Pierce, RB		HM	
11/25/11	Matt Brown, KR	ST	N	
11/25/11	Bernard Pierce, RB	O	HM/N	

BIG EAST

		BE	CFPA	Oth
8/31/12	Matt Brown, KR		HM	BE
8/31/12	Vaughn Carraway, DB		HM	
8/31/12	B.McManus, K/P	ST	HM	MNY
9/8/12	B.McManus, K/P		HM	
9/22/12	B.McManus, K/P	ST	HM/S	
10/6/12	Cody Booth, TE		HM	
10/6/12	Montel Harris, RB	O		HS
10/6/12	Tyler Matakevich, LB		HM	
10/13/12	Tyler Matakevich, LB			EC
10/13/12	B.McManus, K/P	ST	N	MNY
10/27/12	Cody Booth, TE		HM	
10/27/12	Matt Brown, All-Purpose	HM		
11/3/12	Matt Brown, KR	ST	N	
11/10/12	B.McManus, K/P		HM	
11/17/12	Montel Harris, RB	O	N	HS
11/17/12	B.McManus, K/P	ST	HM	
11/23/12	B.McManus, K/P		HM	

AMERICAN ATHLETIC CONFERENCE

		AAC	CFPA	Oth
10/5/13	Paul Layton, Specialist		HM	
10/19/13	Paul Layton, P	ST		
11/30/13	Chris Coyer, TE		N	
11/30/13	Phillip Walker, QB	O		
8/28/14	Averee Robinson, DL		N	
8/28/14	Tavon Young, DB	D		JT
8/28/14	Phillip Walker, QB	HR		
9/6/14	Sharif Finch, DL	HR	HM	
9/6/14	Alex Starzyk, P		HM	
9/20/14	Khalif Herbin, KR		N	
9/20/14	Phillip Walker, QB	HR		
9/27/14	Austin Jones, K	ST		EC
9/27/14	P.Martin-Oguike, DL	D		
9/27/14	Tavon Young, DB	HR	HM	
9/27/14	Phillip Walker, QB	HR		
9/27/14	Sharif Finch, DL		HM	
10/11/14	Jahad Thomas, RB	HR		
10/17/14	Jahad Thomas, RB	HR		
11/1/14	P.Martin-Oguike, DL	D	HM	HS,WC
11/1/14	Tyler Matakevich, LB	HR		
11/1/14	Tavon Young, DB		HM	
11/7/14	Sean Chandler, DB			EC
11/15/14	Jalen Fitzpatrick, WR	HR		
12/6/14	Tyler Matakevich, LB	D		

		AAC	CFPA	Oth
9/5/15	Tyler Matakevich, LB	D		CB
9/5/15	Alex Starzyk, P			ECAC
9/5/15	Jahad Thomas, RB	HR		ECAC
9/12/15	Tyler Matakevich, LB	D		
9/12/15	Jahad Thomas, RB	ST		PH
9/19/15	Phillip Walker, QB	HR		
10/2/15	Jahad Thomas, RB	HR		
10/2/15	Phillip Walker, QB	HR		
10/10/15	Matt Ioannidis, DL	HR		
10/17/15	Sean Chandler, DB	HR		
10/17/15	Jahad Thomas, RB	HR		
10/22/15	Robby Anderson, WR	HR		
10/22/15	Sharif Finch, DL	ST		
10/22/15	Tyler Matakevich, LB	D		
10/31/15	Austin Jones, K			MNY
10/31/15	Tyler Matakevich, LB			MNY
11/21/15	Tyler Matakevich, LB	HR		
11/28/15	Tyler Matakevich, LB	D		FWAA
9/24/16	Jahad Thomas, RB	HR		
10/1/16	Ryquell Armstead, RB	HR		
10/1/16	Haason Reddick, DL	D		
10/1/16	Nate L. Smith, DB		D	
10/6/16	Haason Reddick, DL	HR		
10/15/16	Haason Reddick, DL	HR		MNY
10/15/16	Dion Dawkins, OL			MNY
10/21/16	Aaron Boumerhi, K	ST		
10/21/16	Ryquell Armstead, RB	HR		
10/29/16	Aaron Boumerhi, K	ST		
10/29/16	Avery Williams, LB			MNY
11/4/16	Jahad Thomas, RB	HR		
11/19/16	Phillip Walker, QB	HR		
11/19/16	Haason Reddick, DL			RSB-D
11/26/16	P.Martin-Oguike, DL	D		
11/26/16	Jahad Thomas, RB	HR		
9/9/17	Aaron Boumerhi, K	ST		
9/9/17	Ventell Bryant, WR	HR		
9/15/17	Logan Marchi, QB	HR		
9/15/17	Quincy Roche, DL	D		
11/2/17	Sharif Finch, DL	D		
11/2/17	Frank Nutile, QB	HR		
11/2/17	Delvon Randall, DB			CFM
11/10/17	David Hood, RB	HR		
11/10/17	Isaiah Wright, WR	ST		
11/25/17	Jacob Martin, DL	HR		
9/15/18	Michael Dogbe, DT	D		
9/20/18	Ryquell Armstead, RB	HR		PH
9/20/18	Quincy Roche, DE	D		
9/29/18	Ryquell Armstead, RB	HR		
10/6/18	Anthony Russo, QB	HR		
10/6/18	Isaiah Wright, RS	ST		PH
10/13/18	Ventell Bryant, WR	HR		
10/13/18	Sam Franklin, LB			CSM
11/10/18	Ryquell Armstead, RB	O		WC/CFPA/HS
11/17/18	Isaiah Wright, RS	ST		
11/24/18	Isaiah Wright, RS	ST		
8/31/19	Anthony Russo, QB	HR		
9/14/19	Jadan Blue, WR	HR		
9/14/19	Harrison Hand, CB	D		CFM
9/28/19	Re'Mahn Davis, RB	HR		
9/28/19	Bennie Walls, SAF	D		CFM
10/3/19	Isaiah Wright, WR	HR		
10/12/19	Harrison Hand, CB	HR		
10/12/19	Will Mobley, K	ST		
11/7/19	Quincy Roche, DE	HR		
11/16/19	Jadan Blue, WR	HR		
11/16/19	Quincy Roche, DE	D		
11/30/19	Branden Mack, WR	HR		
10/17/20	Arnold Ebiketie, DE	D		
10/24/20	Jadan Blue, WR	HR		

Oth - Other Awards
 CB - Chuck Bednarik Award Honor Roll
 CFPA - College Football Performance
 CSM - College Sports Madness
 EC - ECAC Rookie of the Week
 ECAC - ECAC Player of the Week
 FWAA - FWAA Player of the Week
 HS - ESPN Helmet Sticker
 JT - Jim Thorpe (NCAA's best defensive back)
 MNY - Metropolitan N.Y. Football Writer's Association Specialist of the Week
 PDN - Philadelphia Daily News Player of the Week
 PFF - Pro Football Focus
 PH - Paul Hornung Award Honor Roll
 RSB - Reese's Senior Bowl
 WC - Walter Camp National Player of the Week

ACADEMIC HONORS

Student-athletes who have multiple honors are listed alphabetically. Singular all-conference honorees are listed in agate form by year.

ACADEMIC HONORS

	*Conf	PI
David Abror, DB.....	11	
Aaron Adu, SAF.....	18,19	
Shahbaz Ahmed, DL/OL.....	12,13,14,15	
Ryan Alderman, WR.....	11,12,13	11,12,13
Kenneth Anyaehie, LB.....	19,20	
Nick Apostolu, OL.....	14,15,16,17	
Dan Archibong, DT.....	16,17,18,19	18,19
Ryquell Armstead, RB.....	17,18	
Kevin Armstrong, TE.....	06	
Zack Bambary, WR.....	12,13	
Tradd Beatty, QB.....	18,19,20	
Jadan Blue, WR.....	19,20	
Cole Boozer, OL.....	16,17	
Evan Booser, DT.....	18,19,20	
Aaron Boumerhi, K.....	16,17,18	17
Connor Bowler, P.....	17,18	18
Pat Boyle, OL.....		11
Sean Boyle, OL.....	12,13	
William Bradley, WR.....		05
Tom Bradway, WR.....	14,15	
Jake Brownell, PK.....	07,08	07,08
Darian Bryant, OL.....	16,17	
Tomas Cabrera, DB.....		11
Max Cavallucci, P.....	17,18,19,20	
Joseph Cenatiempo, OL.....	12,13	
Todd Centeio, QB.....	18,19	
Vaughn Charlton, TE.....	10	10
John Christopher, WR.....	12,13,14,15	13,14,15
Jim Cooper, K.....	14,15	
Hassan Dixon, RB.....	12,13,14	
Dion Dawkins, OL.....	15,16	
Kevin DeCaesar, LB.....	15,16,18	
Michael Dogbe, DT.....	17,18	
Rob Dvoracek, LB.....	12,13,14,15	13
Arnold Ebiketie, DE.....	17,18,19	
Andrew Eisenon, OL.....	17,18,19,20	
Avery Ellis, DL.....	15,16	
JoVahn Fair, OL.....	15,17,18,19	
Jared Folks, LB.....	16,17	
Jonny Forrest, RB.....	16,17	
Artrel Foster, DB.....	15,16,17	
Kyle Friend, OL.....	12,13,14,15	13,14,15
Ron Gaines, LS.....	19,20	
Justin Gilda, OL.....	12	10,11,12
Isaiah Graham-Mobley, LB.....	18,19	
John Gross, OT.....		05
Dominique Harris, DB.....	09	09
Montel Harris, RB.....	12	
Ben Hendy, TE.....	06	
Jake Hendy, P.....	05	
Matt Hennessy, OL.....	16,17,18,19	19
Ryan Herting, LB.....		06
Rob Heyen, WR.....	14,15	
Shane Hogarth, DT.....	19,20	
David Hood, RB.....	16,17	
Jake Horoshko, OL.....	19,20	
Matt Ioannidis, DL.....	14,15	
Joshua Irvin, WR.....	19,20	
Aaron Jarman, TE.....	18,19,20	
Jaiquawn Jarrett, DB.....		10
Leon Johnson, OL.....	15,16	
Austin Jones, K.....	15,17	
Jordan Jones, OL.....	14,15	
Todd Jones, LB.....	16,17	
Elisha Joseph, DL.....	09,10	09,10
Keith Kirkwood, WR.....	14,15,16,17	
Adam Klein, OL.....	18,19,20	
Sam Kramer, TE.....	16,17,18,19	
Josh Lang, LS.....	14,16,17	
Cole Lerch, LS.....	17,19,20	
Corey Lerch, LS.....	15,16,17	
John Loughery, QB.....	14,15	
Michael Loveland, DB.....		06
Ryan Lux, K.....		05
Nickolos Madourie, DE.....	18,19	
Jordan Magee, LB.....	19,20	
Ifeanyi Majieh, DT.....	17,18	
Travis Malinowski, LS.....	19,20	

	*Conf	PI
Steve Maneri, TE.....	09	09
Tyler Matakovich, LB.....	14,15	
Thomas Mattioni, WR.....	17,19	
Tyler Mayes, P/K.....	12,13,14,15	
Chad McCloskey, QB.....	12,13	
Brendan McGowan, OL.....	12,13,14,16	16
Brandon McManus, K/P.....		10
Zack Mesday, DE.....	16,17,18,19	
Adam Metz, OL.....	12,13	
Will Mobley, K.....	17,18,19	19
Isaac Moore, OL.....	18,19,20	
Chris Myarick, TE.....	14,15,16,17,18	
Bret Niederreither, DL.....	12,13	
Domenic Nigrelli, TE.....	15,16	
Frank Nuttle, QB.....	14,15,16,17,18	
Abioye Oyeyemi, DB.....		06
Chris Parthemore, TE.....	12,13	
Colby Perry, K/P.....	12,13,14	
Vincent Picozzi, OL.....	16,17	
Brett Pierce, WR/CB.....	12,13	
Leon Pinto, OL.....	17,18,19	
Boaz Pogue, LB.....	18,19	
Jason Prince, SAF.....	18,19,20	
William Rathbone, OL.....	12,13	
Kadas Reams, WR.....	18,19	
Haason Reddick, DL.....	15,16	
George Reid, SAF.....	17,18,19,20	
Rob Ritrovato, RB.....	15,16,17,18	
Kevin Robertson, DT.....	19,20	
Anthony Robey, DB.....	12,13	13
Averee Robinson, DL.....	13,16	
Ronnie Ross, OL.....	19,20	
Tayvon Ruley, RB.....	19,20	
Thomas Rumer, TE.....	13,14,15	
Chapelle Russell, LB.....	17,18	
Nate Schiccatano, FB.....		06
Elliot Seifert, OT.....		06
Griffin Sestili, OL.....	17,19,20	
Nick Sharga, FB/LB.....	14,15,16,17	15,16,17
Damiere Shaw, WR.....	12,13	
Chris Smith, LB.....	13,16,17	
Nate D. Smith, LB.....	14,15	
Alex Starzyk, P.....	14,15,16	
Rod Streater, WR.....		11
David Sweetman, DB.....	14,15	
Manuel Tapia, LB.....		05
Gordon Thomas, OL.....	14,15,16,17	
Jyquis Thomas, DB.....	15,17	
Amir Tyler, SAF.....	19,20	
Marc Tyson, FB.....	12,13	
William Updegrove, LB.....	14,15,16	
Dan Van Norton, LB.....	12,13	
Matthew Vitale, QB.....	19,20	
Martin Wallace, OL.....	10,12	10,11,12
Hershey Walton, DL.....	13,14,15	
DaeSean Winston, SAF.....	18,19,20	
Nate Wyatt, CB.....	19,20	
Brodrick Yancy, WR.....	14,17	
Tyreke Young, DE.....	18,19,20	
Stephen Yuan, OL.....	10	10

ALL-CONFERENCE (BY YEAR)

2007 (1) ... 2008 (1) ... 2009 (3) ... 2010 (4) ... 2011 (1)
2012 (30): LB Wyatt Benson, TE Cody Booth, DL Brian Osei, FB Spencer Reid, OL Scott Roorda, Jordan Spec-tor.
2013 (32): LB Matt Falcone, WR Dean Mosley, OL Semaj Reed, LB John Rizzo, OL Adrian Sullivan, RB Zaire Wil-liams.
2014 (39): DB Shamir Bearfield, DL Brandon Chudnoff, OL Julio Derosier, LS Brian Fallon, DB Will Hayes, QB Logan Marchi, LS Ralph Rizzolo, LB Chris Tronoski, LS Niko Walsh, WR Billy Williams.
2015 (50): DB Kyle Baum, WR Ventell Bryant, TE Alex Carling, RB Corey Gaarn, QB Michael Gillespie, OL Eric Lofton, LB Stephaun Marshall, DE Praise Martin-Oguike, DL Prosper Mekoba, WR Brandon Shippen, TE Colin Thompson, LB Avery Williams, OL Joseph Woerner, CB Tayvon Young.
2016 (41): OL Dan Drewes, WR Marshall Ellick, WR Da-vid Fofi, LB Jared Folks, WR Freddie Johnson, TE Jake O'Donnell, TE Steve Petrick, DL Chris Tucker, SAF Benny Walls.

2017 (53): LB Jeremiah Atoki, RB Mark DeRobertis, DT Karamo Dioubate, DE Sharif Finch, LB Audley Isaacs, OL Benson Israel, CB Mike Jones, SAF Peyton Jones, P Drew Levin, LB Aidan Rosa, OL Aaron Ruff, DE Casey Williams.

2018 (55): CB Kareem Ali, OL Oskar Andersson, SAF Keyvone Bruton, OL Darian Bryant, WR Ventell Bryant, DE Dante Burke, SAF Anthony Cruz, OL Vaughn Fulton, DE Jimmy Hogan, SAF Peyton Jones, LB Todd Jones, LB William Kwenkeu, WR Zach Ludwig, WR Branden Mack, TE David Martin-Robinson, SAF Chauncey Moore, TE Nick Picozzi, TE Jake Robinson, SAF Collin Washington, SAF Rodney Williams.

2019 (60): DE Simon Abedimungu, WR Will Adam, DT Khris Banks, OL Remy Bikowski, QB Kennique Bon-ner-Steward, CB Linwood Crump, LB Mahmud Dioubate, RB Jonny Forrest, OL J.D. Gomez, WR Randle Jones, DE Layton Jordan, K Jacob LaFree, RB Mike Mitchell, OL Da-vid Nwaogwugwu, LB Gage Panno, RB Edward Saydee, TE Tyler Sear.

2020 (53): DT Nick Bags, K Rory Bell, SAF Trey Blair, WR Kwesi Evans, LS Samuel Fraley, CB Samir Gardner, TE Magnus Geers, SAF Gabriel Gelves, LB Thomas Joe-Ka-mara, DE Travon King, LB William Kwenkeu, TE David Martin-Robinson, QB Re-al Mitchell, OL Michael Niese, OL C.J. Perez, QB T.J. Pergine, TE Nicholas Picozzi, WR Jeremy Prince, DT Jacoby Sharpe, WR Ronald Steven-son, QB Mariano Valenti, DT Darian Varner, CB Garrett Williams, LB Kobe Wilson, OL Miles Zietek.

* - Mid-American Conference (2007-2011), Big East (2012), American Athletic Conference (2013-present)

PI - Philadelphia Inquirer (Philly CoSIDA)

List compiled since 2005

AMERICAN ATHLETIC CONFERENCE SCHOLAR ATHLETE OF THE YEAR

2013	Football.....	Ryan Alderman
2019	Football.....	Matt Hennessy
2020	Football.....	Matt Hennessy

NATIONAL FOOTBALL FOUNDATION & COLLEGE FOOTBALL HALL OF FAME

2010	Scholar-Athlete.....	Jaiquawn Jarrett
	Hampshire Honor Society.....	Dominique Harris
	Hampshire Honor Society.....	Steve Maneri
2011	Hampshire Honor Society.....	Elisha Joseph
2012	Hampshire Honor Society.....	Pat Boyle
2013	Hampshire Honor Society.....	Ryan Alderman
	Hampshire Honor Society.....	Matt Falcone
2015	Hampshire Honor Society.....	Shahbaz Ahmed
	Hampshire Honor Society.....	John Christopher
	Hampshire Honor Society.....	Rob Dvoracek
	Hampshire Honor Society.....	Kyle Friend
	Hampshire Honor Society.....	Tyler Mayes
2016	Hampshire Honor Society.....	Tom Bradway
	Hampshire Honor Society.....	Brendan McGowan
2017	Hampshire Honor Society.....	Mike Jones
	Hampshire Honor Society.....	Keith Kirkwood
	Hampshire Honor Society.....	Corey Lerch
	Hampshire Honor Society.....	Nick Sharga
	Hampshire Honor Society.....	Alex Starzyk
2018	Hampshire Honor Society.....	Chris Myarick
	Hampshire Honor Society.....	Frank Nuttle
2019	Hampshire Honor Society.....	Matt Hennessy
	Hampshire Honor Society.....	Zack Mesday

COSIDA ACADEMIC ALL-AMERICA

1973	Dwight Fulton
------	-------	---------------

COSIDA ALL-DISTRICT

1973	Dwight Fulton
2001	J.D. Nichols
2009	Dominique Harris
2016	Nick Sharga
2017	Nick Sharga



Lincoln Financial Field

Lincoln Financial Field, home to the National Football League's Philadelphia Eagles, is a prime destination for world-class entertainment, providing the highest quality sports and entertainment experiences for fans in a safe, clean and friendly environment. In addition to Temple Football's home games, Lincoln Financial Field hosts 10 Eagles games each year and continues to showcase high-profile sporting events and unique experiences year-round. Since opening in August 2003, Lincoln Financial Field has hosted nearly 20 sold-out concerts, has welcomed some of the world's most distinguished soccer clubs and also serves as the home to the historic Army-Navy game. Additionally, the stadium has hosted multiple NCAA Lacrosse Championships, as well as Monster Jam and many other marquee events.

On August 13, 2003, the Philadelphia Eagles and Temple University announced a 15-year pact for the Owls to play their home football games at Lincoln Financial Field. An average of 24,137 fans per game witnessed the Cherry & White in its inaugural season at the venue, a 21 percent increase from the prior year's average.

In 2015, Temple set a record with an average of 44,158 spectators per game including a record home crowd of 69,280 on October 31 when the #21 Owls hosted #9 Notre Dame in Temple's first-ever ranked vs. ranked game.

Familiarly known as The Linc, it has a seating capacity of 69,596. The stadium is located in South Philadelphia on Pattison Avenue between 11th and 10th Streets, closer to the area's stretch of Interstate 95 than to Pattison.

In 2011, the stadium became powered with a combination of on-site wind, solar, and dual-fuel generated electricity, making it the world's first major sports stadium to convert to self-generated renewable energy. Approximately \$25 million was invested to build the system, saving the Eagles an estimated \$60 million in energy costs.

In August 2014, the Eagles completed a \$125 million revitalization project to ensure that guests of Lincoln Financial Field are enjoying their in-stadium experience through enhanced convenience, comfort and connectivity.



Edberg-Olson Hall

Edberg-Olson Hall is the home of the Temple University football program. Officially dedicated on December 9, 2000, the facility was designed by AP3C Architects of Philadelphia. The building was engineered to not only support the football team's functional requirements, but to enhance the experience through innovative design concepts.

During the season, approximately 250 people will pass through its doors on a daily basis. In 2012, Edberg-Olson Hall underwent a \$10 million upgrade with a 15,000-square-foot expansion. The original 23,600-square-foot building contains team and coaches locker rooms, a training room, equipment facilities, coach's offices, a players' lounge, individual position meeting rooms, and a theater-style team meeting room. Opened in July 2012, the upgrade has a strength and conditioning area that expanded from 2,500 square feet to 10,000 square feet. The expansion also features an enlarged sports medicine office with hydrotherapy, a full-service academic support area, and a 3,500-square-foot team function room. An observation balcony runs the length of the building. It is the perfect complement to a gridiron landscape outside featuring over 100,000 square feet of Sprinturf and 24,000 square feet of AstroTurf. Eight, 85-foot poles providing 85 candles of white rendition light line the perimeter of the complex. Powder-coated cyclone fences provide privacy.

In 2014, Edberg Olson received a facelift. As part of a \$1.5 million capital project that upgraded the locker rooms for all 19 Temple varsity sports, the football facility installed 125 new lockers and flatscreen televisions. In addition, updated graphics adorn the walls throughout the hallways and in the weight room.

The S.T.A.R. Complex

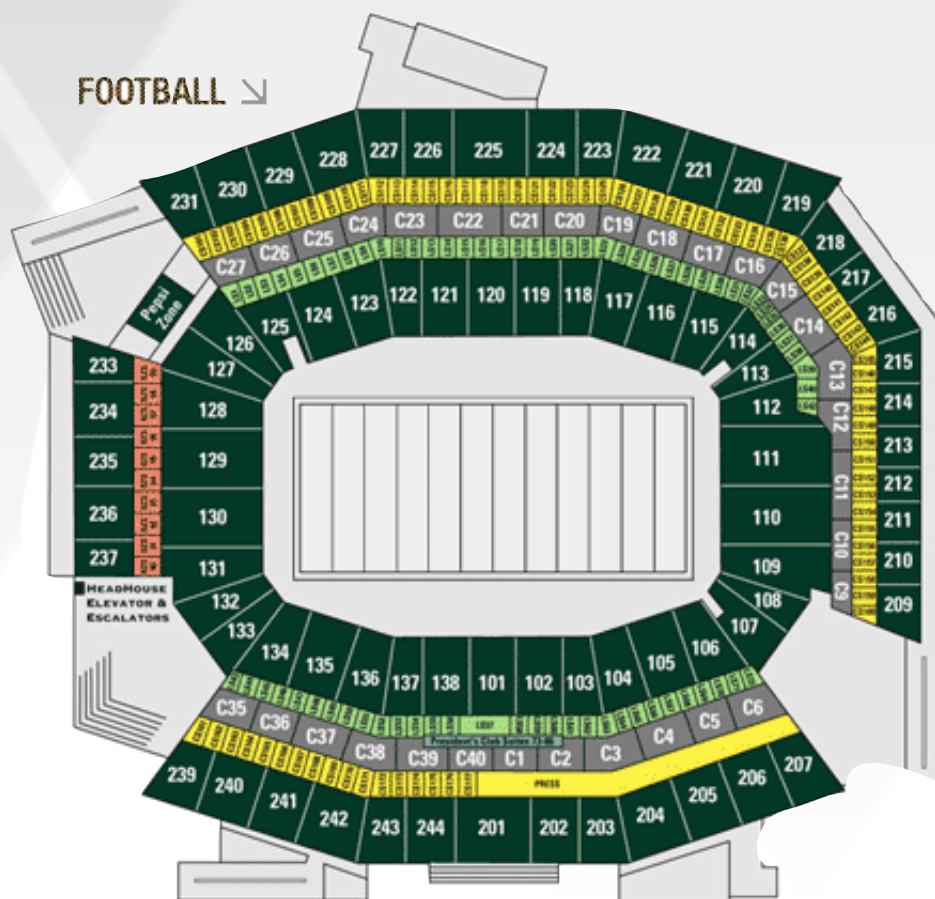
Temple University's new \$28.5 million, 110,000 square foot Student Training and Recreation (STAR) Complex, a multipurpose academic, athletics and recreation facility, has been named for dining-services partner Aramark.

The complex provides the football team with an indoor facility to use throughout the winter and when weather prevents outdoor practice during the season.

Construction on the complex, which began in May 2016, was completed in August 2017. The facility offers labs for the College of Public Health, a 10,000 square foot weight and cardio area, facilities and offices for the Athletics and Campus Recreation departments, an indoor 70-yard synthetic turf field, and a 2-lane track outside the building.

The main lobby includes a climbing wall, lounge area and a Jamba Juice.





Lincoln Financial Field Facts

Original Cost.....	\$ 512 million
2011 Improvements	\$25 million
2014 improvements	\$125 million
Seating Capacity	69,596
Front Row From Sidelines.....	60 ft.
Pct. of Seats Along Sidelines	66%
Wheelchair Accessible Seats.....	685
Luxury Suites	172
Luxury Suite Seats	3,040
Club Seats	10,828
Club Lounges	2 @ 40,000 sq. ft. each
HD Televisions	1,185
WiFi Connections	45,000
Parking Spaces-Sports Complex.....	22,000
Concession Points of Sale	308
Total Novelty Locations.....	22
Permanent Novelty Locations.....	10
Video Screens.....	Daktronics Provision
Size of Video Screens.....	5,184 sq. ft. (North end zone)
.....	4,320 sq. ft. (South end zone)
Stadium Footprint.....	790' x 825' - 15 acres
Self-Generated Energy	wind turbines, solar panels, biofuel

NEW ELEMENTS INTRODUCED TO THE LINC

- Two brand-new HD video boards (22,000 sq. ft.)
- LED ribbon-board installation for 360° of video and animation
- 1,626 added seats in lower, middle and upper level bowls
- Two new bridges for easier access around stadium
- 1,185 new HD TVs installed in clubs, suites and on-concourse
- Integrated Wi-Fi system
- Touchdown Club and suite level enhancements

Driving Directions to Lincoln Financial Field

From Bucks County, Northeast Philadelphia: Take I-95 South to the Broad Street Exit (Exit 17). Follow Broad Street to stadium parking.

From Delaware, Maryland, Delaware County, Chester: Take I-95 North to the Broad Street Exit (Exit 17). Follow Broad Street to stadium parking.

From West Chester, Chester County: Take West Chester Pike (Route 3) to I-476 South. Follow I-476 South to I-95 North. Take I-95 North to the Broad Street Exit (Exit 17). Follow Broad Street to stadium parking.

From Harrisburg, Lebanon, Reading: Take the Pennsylvania Turnpike East to 76 East (Exit 6). Take 76 East to the Broad Street Exit (Exit 349). Turn right on Broad Street and follow signs to stadium parking.

From Scranton, Wilkes-Barre, Allentown, Bethlehem, Doylestown: Take the Pennsylvania Turnpike (North East Extension) South to I-476 South. Take 476 South to 76 East (Exit 6). Follow 76 East to the Broad Street Exit (Exit 349). Turn right on Broad Street and follow signs to stadium parking.

From Montgomery County, Willow Grove, Hatboro, Warminster: Take Route 611 South (becomes Broad Street) to the Roosevelt Expressway South. Follow the Roosevelt Expressway South to 76 East. Take 76 East to the Broad Street Exit (Exit 349). Turn right on Broad Street and follow signs to stadium parking.

From South Jersey: Take the Walt Whitman Bridge to the Broad Street Exit (Exit 349). Turn left on Broad Street and follow signs to stadium parking.

From New Jersey Turnpike: Take the New Jersey Turnpike to Route 168 West (Exit 3). Follow the Walt Whitman Bridge to the Broad Street Exit (Exit 349). Turn left on Broad Street and follow signs to stadium parking.

From Trenton: Take Route 206 South to the New Jersey Turnpike. (See New Jersey Turnpike directions above.)

Driving Directions to Edberg-Olson Hall

1001 W. Diamond Street, Philadelphia, PA 19122

The Edberg-Olson Hall Complex is conveniently accessible from I-95 N/S in Philadelphia. Off of 95 N/S take Exit 22 for I-676 (Central Philadelphia). Follow I-676 approximately one mile to Central Phila./Broad Street exit. Take Broad Street exit. Stay to left immediately and turn left on Vine Street. Take your next left onto Broad Street. Follow Broad Street to Diamond Street (approx. 2 1/2 miles). Turn right onto Diamond Street. Edberg-Olson Hall and the practice field are located on the corner of 11th Avenue and Diamond Street.



HOME RECORDS



Home Records

	Won	Lost	Tied
1894-1923		na	
1924-27	12	2	1
Temple Stadium			
1928-1975	143	98	12
Franklin Field @			
1927-2002	11	18	1
Veterans Stadium			
1976-2002	44	63	
Lincoln Financial Field			
2003 to present	55	48	
Misc. Home Sites			
Atlantic City #	1	0	
Hershey ^	1	1	
TOTAL HOME RECORD	267	230	14
		(536)	

@ Temple played sporadically at Franklin Field from 1927 to 2002. The Owls never played a full season there.

- Nov. 30, 1984 vs. Toledo (W, 35-6)
at Atlantic City Convention Hall

^ - Oct. 2, 1948 vs. West Virginia (L, 7-27);
Sept. 5, 1992 vs. Boston University (W, 35-0)
at Hershey Stadium

Miscellaneous Facts

First Night Game: Sept. 26, 1930
Temple 13, Thiel 6 - Temple Stadium
Longest Temple Win Streak: 10 games
Sept. 26, 2009 to Nov. 16, 2010;
Nov. 11, 1972 to Oct. 26, 1974

Temple Stadium

Temple's Record: 143-98-12
First Full Season: 1928
Full Seasons: 48
First Game: September 29, 1928
Temple 12, St. Thomas 0
Longest Temple Win Streak: Nine games
Nov. 11, 1972 to Oct. 19, 1974
Unbeaten Seasons: 8
(1928, 7-0-1; 1934, 6-0-1; 1941, 6-0; 1945, 5-0;
1963, 5-0; 1967, 4-0; 1973, 5-0; 1974, 3-0)
Capacity: 34,200
Largest Crowd: 40,000 vs. Villanova, Nov. 24, 1934

Franklin Field

Temple's Record: 11-18-1
First Full Season: —
Full Seasons: 0
First Game: November 19, 1927
Temple 19, Bucknell 13
Longest Temple Win Streak: Two games (twice),
Sept. 5, 1981 to Oct. 10, 1981
Sept. 16, 2000 to Sept. 23, 2000
Unbeaten Seasons: 1 (1981, 2-0)
Capacity: 52,958
Largest Crowd: 57,112 vs. Penn State, Sept. 6, 1975

Veterans Stadium

Temple's Record: 44-63
First Full Season: 1976
Full Seasons: 29
First Game: October 26, 1974
Temple 21, Delaware 17
Longest Temple Win Streak: Six games
Nov. 18, 1990 to Sept. 28, 1991
Unbeaten Seasons: 1 (1990, 4-0)
Capacity: 66,592
Largest Crowd: 66,592 vs. Penn State, Oct. 1, 1988

Lincoln Financial Field

Temple's Record: 55-48
First Full Season: 2003
Full Seasons: 18
First Game: September 6, 2003
Villanova 23, Temple 20 (2ot)
Longest Temple Win Streak: 10 games
Sept. 26, 2009 to Nov. 16, 2010
Unbeaten Seasons: n/a
Capacity: 69,596
Largest Crowd: 69,280 vs. Notre Dame, Oct. 31, 2015

Home Attendance

Overall Best Attended Home Games

(includes games at Lincoln Financial Field, Veterans Stadium & Franklin Field)

1. 69,280 [SO]	#9 Notre Dame	L, 20-24	10/31/15	Lincoln Financial Field
2. 69,176 [SO]	Penn State	W, 27-10	9/5/15	Lincoln Financial Field
3. 69,029 [SO]	#25 Penn State	L, 0-31	11/10/07	Lincoln Financial Field
4. 66,592 [SO]	Penn State	L, 9-45	10/1/88	Veterans Stadium
5. 57,323	Penn State	L, 10-14	9/17/11	Lincoln Financial Field
6. 57,112	#6 Penn State	L, 25-26	9/6/75	Franklin Field
7. 53,103	#3 Penn State	L, 7-10	9/1/78	Veterans Stadium
8. 49,313	#9 Penn State	L, 7-50	11/15/80	Veterans Stadium
9. 43,808	#12 Penn State	L, 7-24	10/5/91	Veterans Stadium
10. 42,094	Florida A&M	W, 38-17	9/20/86	Veterans Stadium

Lincoln Financial Field (2003 to present)

1. 69,280 [SO]	#9 Notre Dame	L, 20-24	10/31/15
2. 69,176 [SO]	Penn State	W, 27-10	9/5/15
3. 69,029 [SO]	#25 Penn State	L, 0-31	11/10/07
4. 57,323	Penn State	L, 10-14	9/17/11
5. 35,179	Tulane [HC]	W, 49-10	10/10/15
6. 35,145	#19 Rutgers	L, 10-35	10/20/12
7. 35,117	Villanova	W, 16-13	9/9/17
8. 34,253	#23 Memphis	W, 30-28	10/12/19
9. 34,005	Army	L, 13-28	9/2/16
10. 33,026	#20 Cincinnati	W, 24-17 (ot)	10/20/18

Largest Road Crowds

1. 105,950	at Penn State	L, 0-47	11/11/06
2. 105,514	at #5 Penn State	L, 6-31	9/19/09
3. 105,106	at #16 Penn State	L, 3-45	9/20/08
4. 104,840	at #23 Penn State	L, 13-22	9/25/10
5. 101,553	at Penn State	L, 10-23	8/30/03
6. 100,420	at Penn State	L, 27-34	9/17/16
7. 100,173	at Penn State	L, 13-30	11/15/14
8. 96,735	at #1 Penn State	L, 10-52	9/13/97
9. 95,926	at #7 Penn State	L, 14-66	9/16/95
10. 94,892	at #10 Penn State	L, 8-49	9/12/92

Neutral Site Largest Crowds (including bowl games)

1. 55,493	vs. California	W, 28-17	9/15/79	Giants Stadium, East Rutherford, N.J. (Garden State Bowl II)
2. 55,000 [SO]	vs. Boston College	W, 28-24	12/10/78	Korakuen Stadium, Tokyo, Japan (Mirage Bowl)
3. 50,000 [SO]	vs. Grambling	L, 32-35	12/11/77	Korakuen Stadium, Tokyo, Japan (Mirage Bowl)
4. 30,246	vs. #12 Clemson	L, 9-63	10/12/06	Bank of America Stadium, Charlotte, N.C.
5. 27,492	vs. Duke	L, 27-56	12/27/18	Independence Stadium, Shreveport, La. (Independence Bowl)
6. 26,656	vs. Wake Forest	L, 26-34	12/27/16	Navy-Marine Corps Memorial Stadium, Annapolis, Md. (Military Bowl)
7. 25,908	vs. Toledo	L 17-32	12/22/15	FAU Stadium, Boca Raton, Fla. (Boca Raton Bowl)
8. 25,762	vs. Wyoming	W, 37-15	12/17/11	UNM Stadium, Albuquerque, N.M. (New Mexico Bowl)
9. 24,847	vs. #5 Penn State	L, 0-41	9/21/96	Giants Stadium, East Rutherford, N.J.
10. 24,242	vs. UNC	L, 13-55	12/27/19	Navy-Marine Corps Memorial Stadium, Annapolis, Md. (Military Bowl)

attendance records since 1973 ... [SO] - sellout

Bowl Game Attendance

1. 55,493	1979 Garden State Bowl II			
	vs. California	W, 28-17	12/15/79	Giants Stadium, East Rutherford, N.J.
2. 27,492	Independence Bowl			
	vs. Duke	L, 27-56	12/27/18	Independence Stadium, Shreveport, La.
3. 26,656	Military Bowl presented by Northrup Grumman			
	vs. Wake Forest	L, 26-34	12/27/16	Navy-Marine Corps Memorial Stadium, Annapolis, Md.
4. 25,908	2015 Marmot Boca Raton Bowl			
	vs. Toledo	L, 17-32	12/22/15	FAU Stadium, Boca Raton, Fla.
5. 25,762	2011 Gildan New Mexico Bowl			
	vs. Wyoming	W, 37-15	12/17/11	UNM Stadium, Albuquerque, N.M.
6. 24,242	2019 Miltiray Bowl			
	vs. UNC	L, 13-55	12/27/19	Navy-Marine Corps Memorial Stadium, Annapolis, Md.
7. 23,072	2009 EagleBank Bowl			
	vs. UCLA	L, 21-30	12/29/09	RFK Stadium, Washington, D.C.
8. 22,206	1935 Sugar Bowl (inaugural)			
	vs. #13 Tulane	L, 14-20	1/1/35	Tulane Stadium, New Orleans, La.
9. 16,363	2017 Bad Boy Mowers Gasparilla Bowl			
	vs. FIU	W, 28-3	12/21/17	Tropicana Field, St. Petersburg, Fla.

Lincoln Financial Field

Season	#	Record	Total	Average
2003	5	0-5	120,687	24,137
2004	6	2-4	98,736	16,456
2005	5	0-5	63,674	12,735
2006	4	1-3	63,241	15,810
2007	6	3-3	173,151	28,858
2008	5	3-2	77,909	15,582
2009	6	5-1	104,276	17,379
2010	6	5-1	123,088	20,514
2011	7	5-2	196,420	28,060
2012	6	2-4	159,481	26,580
2013	6	1-5	134,834	22,473
2014	6	3-3	140,217	23,370
2015	6	5-1	264,951	44,158
2016	7	6-1	190,574	27,225
2017	6	3-3	163,905	27,318
2018	6	4-2	170,821	28,470
2019	7	6-1	206,217	29,460
2020	3	1-2	3,359	1,120
Total (18)	103	55-48	2,455,541	23,840





AMERICAN ATHLETIC CONFERENCE



American Athletic Conference Communications

545 E. John Carpenter Freeway
3rd Floor
Irving, TX 75062
www.TheAmerican.org

Chuck Sullivan (FB Contact)
Asst. Commissioner for Communications
Office: (469) 840-3132
Email: csullivan@theamerican.org

Press Box Numbers

UCF	(407) 882-0386
Cincinnati	(513) 556-1010
ECU	(252) 328-4697
Houston	(713) 743-0550
Memphis	(901) 272-0136
Navy	(410) 293-8775
SMU	(214) 768-7730
USF	(813) 350-6225
Temple	(267) 570-4453
Tulane	(504) 314-7490
Tulsa	(918) 631-5513

Postseason Awards

All-American Athletic Conference First and Second Teams, Players of the Year on offense, defense and special teams, Rookie of the Year and Coach of the Year are selected by a vote of the league's 12 head coaches at the conclusion of the regular season. The awards will be announced in December 2017. The American All-Academic Team is comprised of players who have an overall grade-point average of 3.00 or better over the past academic year and completed at least two semesters of academic work. The team is announced in July. The American Football Scholar-Athlete of the Year was established to recognize student-athletes who have achieved success in the classroom and on the field. The winner receives a scholarship which may be applied to graduate or professional studies.

Weekly Awards

The American names offensive, defensive and special teams Players of the Week each Monday morning during the season. Winners are chosen from nominations provided by the conference school's sports information directors.

Annual Awards

The American Athletic Conference will name first and second all-conference teams, players of the year on offense, defense and special teams, rookie of the year and coach of the year. The awards are chosen by a vote of the league's 11 head coaches at the conclusion of the regular season. The American Athletic Conference All-Academic Team is comprised of players who have an overall grade-point average of 3.00 or better over the previous academic year and completed at least two semesters of academic work. The team is announced in July. The American Athletic Conference Football Scholar-Athlete of the Year was established to recognize student-athletes who have achieved success in the classroom and on the field. The winner receives a scholarship which may be applied to graduate or professional studies.

Conference Championship Game

On Saturday, December 1, 2018, the American Athletic Conference will hold its fourth Conference Championship Game. Kickoff will be at 12:00 noon and will be televised nationally by ABC or ESPN. The game will pit the divisional champions from the East and West divisions.

The divisional champions will be the teams from each division with the highest winning percentage in all conference games – both divisional and non-divisional. In the event of a two-team tie within a division, the head-to-head result between the tied teams will determine the divisional champion. The site of the American Athletic Conference Football Championship will be the home venue of the divisional champion with the best record in conference games.

theamerican.org

The official website of the American Athletic Conference features up-to-date information on all facets of the league and serves as the central point of distribution for live video and statistics of conference games.

CollegePressBox

CollegePressBox is the official media website for American Athletic Conference football and the media home for information on every Division I team and conference. Access and download weekly game notes, quotes, statistics, media guides, photos and more for the conference and each of its 11 member schools throughout the season.

Social Media

Fans and media members are invited to follow the latest American Athletic Conference football news through social media. The American Twitter feed may be accessed @American_FB and the conference's official Facebook page is available @AmericanConf. The American's Instagram handle is @American_Conf.

Media Hub

The American Athletic Conference maintains a comprehensive online hub designed to assist members of the media in their coverage of The American and its member football programs.

The media hub will be updated daily and will contain links to the most recent media sessions of coaches and student-athletes as they are made available. The hub will also list the weekly media schedule for each American team and will link to media guides and weekly game notes.

AAC Media Hub

www.TheAmerican.org/FootballMedia
The American Athletic Conference has partnered with StatBroadcast to provide media members with live, real-time statistics of all conference-controlled football games.

AAC Media Stats Central

aac.statbroadcast.com
The American Digital Network is the home of all live and on-demand video coverage of all 22 American Athletic Conference sports. The ADN will provide in-depth coverage of the 2020 American football season.

Weekly Releases & Stats

Media members may access PDF versions of the complete weekly release, including conference and team-by-team statistics, on TheAmerican.org or via CollegePressBox.com. Regular updates of the weekly release will be distributed via e-mail from the conference office. To be included on the distribution list, send an e-mail request to Chuck Sullivan at csullivan@theamerican.org.

Weekly Football Highlights

The American Athletic Conference offers video highlights and clips of selected press conferences on a weekly basis to members of the media. Website aacvideo.mediashuttle.com
Username digital@theamerican.org
Password AACMedia2018



AMERICAN ATHLETIC CONFERENCE

Year-By-Year Standings

2013	Conf.	Pct.	Overall	Pct.
1. ^UCF.....	8-0	1.000	12-1	.923
2. Cincinnati.....	6-2	.750	9-4	.692
3. Houston.....	5-3	.625	8-5	.615
4. SMU.....	4-4	.500	5-7	.417
5. UConn.....	3-5	.375	3-9	.250
6. USF.....	2-6	.250	2-10	.167
7. Memphis.....	1-7	.125	3-9	.250
8. TEMPLE.....	1-7	.125	2-10	.167

2014	Conf.	Pct.	Overall	Pct.
1. ^Memphis.....	7-1	.875	10-3	.769
2. ^UCF.....	7-1	.875	9-4	.692
3. ^Cincinnati.....	7-1	.875	9-4	.692
4. ECU.....	5-3	.625	8-5	.615
5. Houston.....	5-3	.625	8-5	.615
6. TEMPLE.....	4-4	.500	6-6	.500
7. USF.....	3-5	.375	4-8	.333
8. Tulane.....	2-6	.250	3-9	.250
9. Tulsa.....	2-6	.250	2-10	.167
10. UConn.....	1-7	.125	2-10	.167
11. SMU.....	1-7	.125	1-11	.083

2015	Conf.	Pct.	Overall	Pct.
EAST				
1. TEMPLE.....	7-1	.875	10-4	.714
2. USF.....	6-2	.750	8-5	.615
3. Cincinnati.....	4-4	.500	7-6	.538
4. UConn.....	4-4	.500	6-7	.462
5. ECU.....	3-5	.375	5-7	.417
6. UCF.....	0-8	.000	0-12	.000
WEST				
1. ^Houston.....	7-1	.875	13-1	.929
2. Navy.....	7-1	.875	11-2	.846
3. Memphis.....	5-3	.625	9-4	.692
4. Tulsa.....	3-5	.375	6-7	.462
5. Tulane.....	1-7	.125	3-9	.250
6. SMU.....	1-7	.125	2-10	.167

2016	Conf.	Pct.	Overall	Pct.
EAST				
1. ^TEMPLE.....	7-1	.875	10-4	.714
2. USF.....	7-1	.875	11-2	.846
3. UCF.....	4-4	.500	6-7	.462
4. Cincinnati.....	1-7	.125	4-8	.333
5. ECU.....	1-7	.125	3-9	.250
6. UConn.....	1-7	.125	3-9	.250
WEST				
1. Navy.....	7-1	.875	9-5	.642
2. Tulsa.....	6-2	.750	10-3	.769
3. Memphis.....	5-3	.625	8-5	.615
4. Houston.....	5-3	.625	9-4	.692
5. SMU.....	3-5	.375	5-7	.417
6. Tulane.....	1-7	.125	4-8	.333

2016	Conf.	Pct.	Overall	Pct.
EAST				
1. ^TEMPLE.....	7-1	.875	10-4	.714
2. USF.....	7-1	.875	11-2	.846
3. UCF.....	4-4	.500	6-7	.462
4. Cincinnati.....	1-7	.125	4-8	.333
5. ECU.....	1-7	.125	3-9	.250
6. UConn.....	1-7	.125	3-9	.250
WEST				
1. Navy.....	7-1	.875	9-5	.642
2. Tulsa.....	6-2	.750	10-3	.769
3. Memphis.....	5-3	.625	8-5	.615
4. Houston.....	5-3	.625	9-4	.692
5. SMU.....	3-5	.375	5-7	.417
6. Tulane.....	1-7	.125	4-8	.333

2017	Conf.	Pct.	Overall	Pct.
EAST				
1. ^UCF.....	8-0	1.000	13-0	1.000
2. USF.....	6-2	.750	10-2	.833
3. TEMPLE.....	4-4	.875	7-6	.538
4. Cincinnati.....	2-6	.500	4-8	.333
5. ECU.....	2-6	.250	3-9	.250
6. UConn.....	2-6	.250	3-9	.250
WEST				
1. Memphis.....	7-1	.625	10-3	.769
2. Houston.....	5-3	.625	7-5	.583
3. Navy.....	4-4	.500	7-6	.538
4. SMU.....	4-4	.500	7-6	.538
5. Tulane.....	3-5	.375	5-7	.417
6. Tulsa.....	1-7	.125	2-10	.167

2017	Conf.	Pct.	Overall	Pct.
EAST				
1. ^UCF.....	8-0	1.000	13-0	1.000
2. USF.....	6-2	.750	10-2	.833
3. TEMPLE.....	4-4	.875	7-6	.538
4. Cincinnati.....	2-6	.500	4-8	.333
5. ECU.....	2-6	.250	3-9	.250
6. UConn.....	2-6	.250	3-9	.250
WEST				
1. Memphis.....	7-1	.625	10-3	.769
2. Houston.....	5-3	.625	7-5	.583
3. Navy.....	4-4	.500	7-6	.538
4. SMU.....	4-4	.500	7-6	.538
5. Tulane.....	3-5	.375	5-7	.417
6. Tulsa.....	1-7	.125	2-10	.167

2018	Conf.	Pct.	Overall	Pct.
EAST				
1. ^UCF.....	8-0	1.000	12-1	.923
2. TEMPLE.....	7-1	.875	8-5	.615
3. Cincinnati.....	6-2	.750	11-2	.846
4. USF.....	3-5	.375	7-6	.538
5. ECU.....	1-7	.125	3-9	.250
6. UConn.....	0-8	.000	1-11	.083
WEST				
1. Memphis.....	5-3	.625	8-6	.571
2. Houston.....	5-3	.625	8-5	.615
3. Tulane.....	5-3	.625	7-6	.538
4. SMU.....	4-4	.500	5-7	.417
5. Navy.....	2-6	.250	3-10	.231
6. Tulsa.....	2-6	.250	3-9	.250

2018	Conf.	Pct.	Overall	Pct.
EAST				
1. ^UCF.....	8-0	1.000	12-1	.923
2. TEMPLE.....	7-1	.875	8-5	.615
3. Cincinnati.....	6-2	.750	11-2	.846
4. USF.....	3-5	.375	7-6	.538
5. ECU.....	1-7	.125	3-9	.250
6. UConn.....	0-8	.000	1-11	.083
WEST				
1. Memphis.....	5-3	.625	8-6	.571
2. Houston.....	5-3	.625	8-5	.615
3. Tulane.....	5-3	.625	7-6	.538
4. SMU.....	4-4	.500	5-7	.417
5. Navy.....	2-6	.250	3-10	.231
6. Tulsa.....	2-6	.250	3-9	.250

2019	Conf.	Pct.	Overall	Pct.
EAST				
1. Cincinnati.....	7-1	.875	11-3	.786
2. UCF.....	6-2	.750	10-3	.769
3. TEMPLE.....	5-3	.625	8-5	.615
4. USF.....	2-6	.250	4-8	.333
5. ECU.....	1-7	.125	4-8	.333
6. UConn.....	0-8	.000	2-10	.167
WEST				
1. ^Memphis.....	7-1	.875	12-2	.857
2. Navy.....	7-1	.875	11-2	.846
3. SMU.....	6-2	.750	10-3	.769
4. Tulane.....	3-5	.375	7-6	.538
5. Houston.....	2-6	.250	4-8	.333
6. Tulsa.....	2-6	.250	4-8	.333

2019	Conf.	Pct.	Overall	Pct.
EAST				
1. Cincinnati.....	7-1	.875	11-3	.786
2. UCF.....	6-2	.750	10-3	.769
3. TEMPLE.....	5-3	.625	8-5	.615
4. USF.....	2-6	.250	4-8	.333
5. ECU.....	1-7	.125	4-8	.333
6. UConn.....	0-8	.000	2-10	.167
WEST				
1. ^Memphis.....	7-1	.875	12-2	.857
2. Navy.....	7-1	.875	11-2	.846
3. SMU.....	6-2	.750	10-3	.769
4. Tulane.....	3-5	.375	7-6	.538
5. Houston.....	2-6	.250	4-8	.333
6. Tulsa.....	2-6	.250	4-8	.333

2020	Conf.	Pct.	Overall	Pct.
EAST				
1. ^Cincinnati.....	6-0	1.000	9-1	.900
2. Tulsa.....	6-0	1.000	6-3	.667
3. Memphis.....	5-3	.625	8-3	.727
4. UCF.....	5-3	.625	6-4	.600
5. SMU.....	4-3	.571	7-3	.700
6. Houston.....	3-3	.500	3-5	.375
7. Navy.....	3-4	.429	3-7	.300
8. Tulane.....	3-5	.375	6-6	.500
9. ECU.....	3-5	.375	3-6	.333
10. TEMPLE.....	1-6	.143	1-6	.143
11. USF.....	0-7	.000	1-8	.111

2020	Conf.	Pct.	Overall	Pct.
EAST				
1. ^Cincinnati.....	6-0	1.000	9-1	.900
2. Tulsa.....	6-0	1.000	6-3	.667
3. Memphis.....	5-3	.625	8-3	.727
4. UCF.....	5-3	.625	6-4	.600
5. SMU.....	4-3	.571	7-3	.700
6. Houston.....	3-3	.500	3-5	.375
7. Navy.....	3-4	.429	3-7	.300
8. Tulane.....	3-5	.375	6-6	.500
9. ECU.....	3-5	.375	3-6	.333
10. TEMPLE.....	1-6	.143	1-6	.143
11. USF.....	0-7	.000	1-8	.111

^ - Crowned conference champion. A game to determine AAC Champion started in 2015.



Commissioner Mike Aresco

Future Opponents

2022		
at Duke.....	9/3	
Lafayette.....	9/10	
Rutgers.....	9/17	
UMass.....	9/24	
2023		
Akron.....	9/2	
at Rutgers.....	9/9	
Norfolk State.....	9/16	
Miami (Fla.).....	9/23	
2024		
at Oklahoma.....	8/31	
Coastal Carolina.....	9/14	
at UConn.....	10/5	
2025		
at UMass.....	8/30	
Oklahoma.....	9/13	
at Georgia Tech.....	9/20	
2026		
Rhode Island.....	9/5	
Penn State.....	9/12	
at Coastal Carolina.....	9/19	
UConn.....	10/10	
2027		
at UConn.....	9/4	
at Penn State.....	9/18	
UMass.....	10/9	
2028		
at Oklahoma.....	9/2	
Duke.....	9/16	
UConn.....	9/30	
2029		
at Miami (Fla.).....	9/15	
at UMass.....	9/29	



2021 OPPONENTS' SCHEDULES



RUTGERS

S-02 (T)	Temple [BTN].....	6:30pm
S-11	at Syracuse [ACC].....	2:00pm
S-18	Delaware [BTN].....	3:30pm
S-25	at Michigan.....	3:30pm
O-02	Ohio State.....	TBD
O-09	Michigan State.....	12:00pm
O-16	at Northwestern.....	12:00pm
O-23	----- BYE -----	
O-30	at Illinois.....	TBD
N-06	Wisconsin.....	TBD
N-13	at Indiana.....	TBD
N-20	at Penn State.....	TBD
N-27	Maryland.....	TBD

MEMPHIS

S-04	Nicholls.....	7:00pm
S-11	at Arkansas State.....	7:00pm
S-18	Mississippi State [ESPN2].....	4:00pm
S-25	UTSA.....	TBD
O-02	at Temple.....	12:00pm
O-09	at Tulsa.....	TBD
O-14 (T)	Navy [ESPN].....	7:30pm
O-22 (F)	at UCF [ESPN2].....	7:00pm
O-30	----- BYE -----	
N-06	SMU.....	TBD
N-13	East Carolina.....	TBD
N-19 (F)	at Houston [ESPN2].....	9:00pm
N-27	Tulane.....	TBD

EAST CAROLINA

S-02 (T)	Appalachian State [ESPN].....	7:30pm
S-11	South Carolina [ESPN2].....	12:00pm
S-18	at Marshall.....	TBD
S-25	Charleston Southern.....	6:00pm
O-02	Tulane.....	TBD
O-09	at UCF.....	TBD
O-16	----- BYE -----	
O-23	at Houston.....	TBD
O-28 (T)	USF [ESPN].....	7:30pm
N-06	Temple.....	TBD
N-13	at Memphis.....	TBD
N-20	at Navy [CBSSN].....	3:30pm
N-27	Cincinnati.....	TBD

AKRON

S-04	at Auburn.....	7:00pm
S-11	Temple.....	3:30pm
S-18	Bryant.....	3:30pm
S-25	at Ohio State.....	TBD
O-02	Ohio.....	3:30pm
O-09	at Bowling Green.....	TBD
O-16	at Miami (Oh.).....	TBD
O-23	Buffalo.....	TBD
O-30	----- BYE -----	
N-02 (T)	Ball State [ESPN2/U/CBSSN]..	7/7:30pm
N-09 (T)	at W. Mich. (ESPN2/U/CBSSN)	7/8:00pm
N-20	Kent State.....	TBD
N-27	at Toledo.....	TBD

CINCINNATI

S-04	Miami (Ohio).....	3:30pm
S-11	Murray State.....	3:30pm
S-18	at Indiana [ABC/ESPN].....	12:00pm
S-25	----- BYE -----	
O-02	at Notre Dame [NBC].....	2:30pm
O-08 (F)	Temple [ESPN].....	7:00pm
O-16	UCF.....	TBD
O-23	at Navy [ABC/ESPN/2].....	12:00pm
O-30	at Tulane.....	TBD
N-06	Tulsa.....	TBD
N-12 (F)	at USF [ESPN2].....	6:00pm
N-20	SMU.....	TBD
N-27	at East Carolina.....	TBD

HOUSTON

S-04	Texas Tech [ESPN].....	7:00pm
S-11	at Rice [CBSSN].....	6:30pm
S-18	Grambling State.....	7:00pm
S-25	Navy.....	TBD
O-01 (F)	at Tulsa [ESPN].....	7:30pm
O-07 (T)	at Tulane [ESPN].....	7:30pm
O-16	----- BYE -----	
O-23	East Carolina.....	TBD
O-30	SMU.....	TBD
N-06	at USF.....	TBD
N-13	at Temple.....	TBD
N-19 (F)	Memphis [ESPN2].....	9:00pm
N-27	at UConn [CBSSN].....	12:00pm

BOSTON COLLEGE

S-04	Colgate [ACC].....	12:00pm
S-11	at UMass.....	TBD
S-18	at Temple [ESPN2/U].....	12:00pm
S-25	Missouri.....	TBD
O-02	at Clemson.....	TBD
O-09	----- BYE -----	
O-16	NC State.....	TBD
O-23	at Louisville.....	TBD
O-30	at Syracuse.....	TBD
N-05 (F)	Virginia Tech [ESPN2].....	7:30pm
N-13	at Georgia Tech.....	TBD
N-20	Florida State.....	TBD
N-27	Wake Forest.....	TBD

USF

S-02 (T)	at NC State [ACC].....	7:30pm
S-11	Florida [ABC].....	12:00pm
S-18	Florida A&M.....	7:00pm
S-25	at BYU.....	TBD
O-02	at SMU.....	TBD
O-09	----- BYE -----	
O-16	Tulsa.....	TBD
O-23	Temple.....	TBD
O-28 (T)	at East Carolina [ESPN].....	7:30pm
N-06	Houston.....	TBD
N-12 (F)	Cincinnati [ESPN2].....	6:00pm
N-20	at Tulane.....	TBD
N-26 (F)	at UCF [ABC/ESPN].....	3:30/7:00pm

TULSA

S-02 (T)	UC Davis.....	7:30pm
S-11	at Oklahoma State [FS1].....	12:00pm
S-18	at Ohio State [FS1].....	3:30pm
S-25	Arkansas State.....	TBD
O-01 (F)	Houston [ESPN].....	TBD
O-09	Memphis.....	TBD
O-16	at USF.....	TBD
O-23	----- BYE -----	
O-29 (F)	Navy [ESPN2].....	7:30pm
N-06	at Cincinnati.....	TBD
N-13	at Tulane.....	TBD
N-20	Temple.....	TBD
N-27	at SMU.....	TBD

WAGNER

S-02 (T)	at Buffalo.....	7:00pm
S-11	Central Connecticut State.....	TBD
S-18	at St. Francis (Pa.).....	TBD
S-25	at Temple.....	12:00pm
O-02	Delaware State.....	TBD
O-09	at Fordham.....	TBD
O-16	----- BYE -----	
O-23	Bryant.....	TBD
O-30	at LIU.....	TBD
N-06	Merrimack.....	TBD
N-13	at Sacred Heart.....	TBD
N-20	Duquesne.....	TBD

UCF

S-02 (T)	Boise State [ESPN].....	7:00pm
S-11	Bethune-Cookman.....	6:30pm
S-17 (F)	at Louisville [ESPN].....	7:30pm
S-25	----- BYE -----	
O-02	at Navy [CBSSN].....	3:30pm
O-09	East Carolina.....	TBD
O-16	at Cincinnati.....	TBD
O-22 (F)	Memphis [ESPN2].....	7:00pm
O-30	at Temple.....	TBD
N-06	Tulane.....	TBD
N-13	at SMU.....	TBD
N-20	UConn.....	TBD
N-26 (F)	USF [ABC/ESPN].....	3:30/7:00pm

NAVY

S-04	Marshall [CBSSN].....	3:30pm
S-11	Air Force [CBS].....	3:30pm
S-18	----- BYE -----	
S-25	at Houston.....	TBD
O-02	UCF [CBSSN].....	3:30pm
O-09	SMU [CBSSN].....	3:30pm
O-14 (T)	at Memphis [ESPN].....	7:30pm
O-23	Cincinnati [ABC/ESPN/2].....	12:00pm
O-29 (F)	at Tulsa [ESPN2].....	7:30pm
N-06	at Notre Dame [NBC].....	3:30pm
N-13	----- BYE -----	
N-20	East Carolina [CBSSN].....	3:30pm
N-27	at Temple.....	TBD
D-12	Army [CBS].....	3:00pm

CONFERENCE MATCHUP HISTORY



UCF Knights

Location: Orlando, FL
Enrollment: 68,500
Colors: Black and Gold
Interim President: Thad Seymour Jr.
AD: Terry Mohajir
Stadium: Spectrum Stadium (44,206)

HC: Gus Malzahn

Career Record: 77-38 (.670), 10th year
School Record: 0-0 (.000), 1st year
Offense: Spread
Defense: Multiple
Starters Returning/Lost: n/a

Media Contact: Daniel Forcella

Office: 407-823-2142
Cell: 207-650-6790
Email: dforcella@athletics.ucf.edu
Press Box Phone: 407-822-0386
Website: ucfknights.com

Record Last Five Seasons

2016 6-7 4-4
2017 13-0 8-0
2018 12-1 8-0
2019 10-3 6-2
2020 6-4 5-3

Overall: 2-6-0

N-16-13..... Rhule/O'Leary..... LFF..... L..... 36-39
O-25-14..... Rhule/O'Leary..... BHNS..... L..... 14-34
O-17-15..... Rhule/O'Leary..... LFF..... W..... 30-16
O-15-16..... Rhule/Frost..... BHNS..... W..... 26-25
N-18-17..... Collins/Frost..... LFF..... L..... 19-45
N-01-18..... Collins/Heupel..... SS..... L..... 40-52

Home: 1-3-0

O-26-19 ... Carey/Heupel LFF..... L..... 21-63
N-14-20.... Carey/Heupel SS..... L..... 13-38
O-30-21.... Carey/Malzahn LFF

Away: 1-3-0

LFF - Lincoln Financial Field
SS/BHNS - Spectrum Stadium (formerly Bright House Network)



Cincinnati Bearcats

Location: Cincinnati, OH
Enrollment: 44,783
Colors: Red (PMS #186) and Black
President: Dr. Santa Jeremy Ono
AD:
Stadium: Nippert Stadium (35,000)

HC: Luke Fickell

Career Record: 41-21 (.661), 6th year
School Record: 30-14 (.6828), 5th year
Offense: Multiple
Defense: Multiple
Starters Returning/Lost:

Media Contact: Ryan Koslen

Office: 513-556-5186
Cell: 513-497-3132
Email: ryan.koslen@uc.edu
Press Box Phone: 513-556-1010
Website: gobearcats.com

Record Last Five Seasons

2016 4-8 1-7
2017 4-8 2-6
2018 11-2 6-2
2019 11-3 7-1
2020 9-1 6-0

Overall: 13-8-1

O-06-73... Hardin/Mason..... TS..... W..... 16-15
N-02-74... Hardin/Mason..... NS..... L..... 20-22
O-04-75... Hardin/Mason..... TS..... W..... 21-17
O-29-77... Hardin/Staub..... NS..... T..... 17-17
O-14-78... Hardin/Staub..... VS..... W..... 16-13
O-20-79... Hardin/Staub..... VS..... W..... 35-14
O-25-80... Hardin/Staub..... NS..... W..... 23-7
O-24-81... Hardin/Gottfried..... NS..... W..... 24-13
O-30-82... Hardin/Gottfried..... VS..... W..... 41-7
O-08-83... Ariens/Brown..... NS..... L..... 16-31
N-03-84... Ariens/Currey..... VS..... W..... 42-10
O-05-85... Ariens/Currey..... NS..... W..... 28-16
S-28-02... Wallace/Minter..... FF..... L..... 22-35
S-20-03... Wallace/Minter..... NS..... L..... (3ot) 4-30

Home: 8-3-0

N-10-12..... Addazio/Jones LFF..... L..... 10-34
O-11-13..... Rhule/Tuberville NS..... L..... 20-38
N-29-14.... Rhule/Tuberville LFF..... L..... 6-14
S-12-15... Rhule/Tuberville NS..... W..... 34-26
O-29-16... Rhule/Tuberville LFF..... W..... 34-13
N-10-17... Collins/Fickell..... NS..... W..... 35-24
O-20-18... Collins/Fickell..... LFF..... W..... (ot) 24-17
N-23-19... Carey/Fickell..... NS..... L..... 13-15
O-08-21... Carey/Fickell..... NS

Away: 5-5-1

FF - Franklin Field
LFF - Lincoln Financial Field
NS - Nippert Stadium
TS - Temple Stadium
VS - Veterans Stadium



East Carolina Pirates

Location: Greenville, NC
Enrollment: 29,131
Colors: Purple and Gold
Interim Chancellor: Dan Gerlach
Athletics Director: Jon Gilbert
Stadium: Dowdy-Ficklen (50,000)

HC: Mike Houston

Career Record: 87-39 (.690), 11th year
School Record: 7-14 (.333), 3rd year
Offense: Spread
Defense: Multiple
Starters Returning/Lost: n/a

Media Contact: Tom McClellan

Office: 252-737-1274
Cell: 252-414-0990
Email: mclellan@ecu.edu
Press Box Phone: 252-328-4697
Website: ECUPIRATES.com

Record Last Five Seasons

2016 3-9 1-7
2017 3-9 2-6
2018 3-9 1-7
2019 4-8 1-7
2020 3-6 3-5

Overall: 9-9-0

N-20-82... Hardin/Emory..... VS..... L..... 10-23
O-15-83.... Ariens/Emory..... VS..... L..... 11-24
S-08-84... Ariens/Emory..... FS..... W..... 17-0
S-28-85... Ariens/Baker..... FS..... W..... 21-7
O-11-86.... Ariens/Baker..... VS..... %W..... 45-28
N-07-87... Ariens/Baker..... FS..... L..... 26-31
N-05-88.... Ariens/Baker..... VS..... L..... 17-34
N-11-89.... Berndt/Lewis..... FS..... L..... 24-31
O-27-90.... Berndt/Lewis..... VS..... W..... 30-27
S-17-94.... Dickerson/Logan..... VS..... L..... 14-31
O-21-95... Dickerson/Logan..... DFS..... L..... 22-32
N-01-14.... Rhule/McNeil..... LFF..... W..... 20-10

Home: 4-6-0

O-22-15... Rhule/McNeil..... DFS..... W..... 24-14
N-26-16.... Rhule/Montgomery..... LFF..... W..... 37-10
O-07-17... Collins/Montgomery..... DFS..... W..... 34-10
O-06-18... Collins/Montgomery..... LFF..... W..... 49-6
O-03-19.... Carey/Houston..... DFS..... W..... 27-17
N-21-20.... Carey/Houston..... LFF..... L..... 3-28
N-06-21.... Carey/Houston..... DFS

Away: 5-3-0

% - Temple later forfeited due to use of ineligible player
LFF - Lincoln Financial Field
VS - Veterans Stadium
DFS - Dowdy-Ficklen Stadium

CONFERENCE MATCHUP HISTORY



Overall: 1-6-0

Home: 0-3-0

Away: 1-3-0

N-14-87 Ariens/Pardee VS %L 7-37
 S-30-89 ... Berndt/Pardee AD L 7-65
 S-07-13..... Rhule/Levine LFF L 13-22
 O-17-14 Rhule/Levine TDECU L 10-31
 D-05-15 Rhule/Herman TDECU ^L 13-24
 S-30-17..... Collins/Appelwhite LFF L 13-20
 N-10-18..... Collins/Appelwhite TDECU W 59-49

N-13-21..... Carey/Holgerson LFF

% - Houston later forfeited due to use of ineligible player
 ^ - American Athletic Conference Championship Game
 LFF - Lincoln Financial Field AD - Astrodome
 TDECU - TDECU Stadium VS - Veterans Stadium

Houston Cougars

Location: Houston, TX
 Enrollment:
 Colors:
 President:
 AD:
 Stadium: (x,xxx)

HC:

Career Record: x-x (.xxx), x year
 School Record: x-x (.xxx), x year
 Offense: Multiple
 Defense: Multiple
 Starters Returning/Lost: n/a

Media Contact:

Office:
 Cell:
 Email:
 Press Box Phone:
 Website:

Record Last Five Seasons

2016
 2017
 2018
 2019
 2020



Overall: 3-3-0

Home: 2-1-0

Away: 1-2-0

N-30-13 Rhule/Fuente LB W 41-21
 N-07-14 Rhule/Fuente LFF L 13-16
 N-21-15 Rhule/Fuente LFF W 31-12
 O-06-16 Rhule/Norvell LB L 27-34
 O-12-19..... Carey/Norvell..... LFF W 30-28

O-24-20 .. Carey/Silverfeld LB L 29-41
 O-02-21 ... Carey/Silverfeld LFF

LFF -Lincoln Financial Field
 LB - Liberty Bowl Memorial Stadium

Memphis Tigers

Location: Memphis, TN
 Enrollment: 21,521
 Colors: Blue and Gray
 President: Dr. M. David Rudd
 AD: Tom Bowen
 Stadium: Liberty Bowl Memorial (58,318)

HC: Ryan Silverfeld

Career Record: 8-3 (.727), 2nd year
 School Record: 8-3 (.727), 2nd year
 Offense: Multiple
 Defense: Multiple
 Starters Returning/Lost: n/a

Media Contact: Chuck Gallina

Office:
 Cell:
 Email: cgallina@memphis.edu
 Press Box Phone: 901-734-1504
 Website: gotigersgo.com

Record Last Five Seasons

2016 8-5 5-3
 2017 10-3 7-1
 2018 8-6 5-3
 2019 12-2 7-1
 2020 8-3 5-3



Overall: 8-7-0

Home: 3-2-0

Away: 5-5-0

S-17-88..... Ariens/Uzelac N-MCMS W 12-7
 O-19-91.... Berndt/Champ VS W 21-14
 N-08-97 ... Dickerson/Weatherbie ... N-MCMS L 17-49
 S-02-00 ... Wallace/Weatherbie..... N-MCMS W 17-6
 A-30-01.... Wallace/Weatherbie..... VS W 45-26
 N-19-05 Wallace/Johnson N-MCMS L 17-38
 N-18-06 Golden/Johnson N-MCMS L 6-42
 A-31-07 Golden/Johnson LFF L 19-30
 N-01-08.... Golden/Niumatalolo..... N-MCMS L (ot)27-33
 O-31-09.... Golden/Niumatalolo..... N-MCMS W 27-24
 S-06-14 Rhule/Niumatalolo LFF L 24-31

D-03-16 Rhule/Niumatalolo..... N-MCMS ^W 34-10
 N-02-17 Collins/Niumatalolo LFF W 34-26
 O-13-18.... Collins/Niumatalolo N-MCMS W 24-17
 O-10-20 ... Carey/Niumatalolo N-MCMS L 29-31
 N-27-21.... Carey/Niumatalolo LFF

% - Temple later forfeited due to use of ineligible player
 ^ - American Athletic Conference Championship Game
 LFF -Lincoln Financial Field VS - Veterans Stadium
 N-MCMS - Navy-Marine Corps Memorial Stadium

Navy Midshipmen

Location: Annapolis, MD
 Enrollment: 4,400
 Colors: Navy Blue and Gold
 Superintendent: VADM Ted Carter, USN
 AD: Chet Gladchuk
 Stadium: Navy-Marine Corps Memorial (34,000)

HC: Ken Niumatalolo

Career Record: 101-67 (.601), 14th year
 School Record: 101-67 (.601), 14th year
 Offense: Triple Option
 Defense: Multiple
 Starters Returning/Lost: n/a

Media Contact: Scott Strasemeier


Office: 410-293-8775
 Email: sstrasem@usna.edu
 Press Box Phone: 410-268-1489
 Website: www.navysports.com

Record Last Five Seasons

2016 9-5 7-1
 2017 7-6 4-4
 2018 3-10 2-6
 2019 11-2 7-1
 2020 3-7 3-4



CONFERENCE MATCHUP HISTORY

	Overall: 5-2-0	Home: 4-0-0	Away: 1-2-0
	O-06-12 ... Addazio/Holtz LFF W 37-28 N-14-15 ... Rhule/Taggart RJS L 23-44 O-21-16 ... Rhule/Taggart LFF W 46-30 S-21-17 ... Collins/Strong RJS L 7-43 N-17-18 ... Collins/Strong LFF W 27-17		N-07-19 ... Carey/Strong RJS W 17-7 O-17-20 ... Carey/Scott LFF W 39-37 O-23-21 ... Carey/Scott RJS LFF - Lincoln Financial Field RJS - Raymond James Stadium

USF Bulls

Location: Tampa, FL
Enrollment: 50,577
Colors: Green and Gold
President: Dr. Steve Currall
AD: Michael Kelly
Stadium: Raymond James (65,857)

HC: Jeff Scott
Career Record: 1-8 (.000), 2nd year
School Record: 1-8 (.000), 2nd year
Offense: Multiple/Spread
Defense: Multiple
Starters Returning/Lost: n/a

Media Contact: Brian Siegrist
Office: 813-974-4086
Cell: 813-293-3897
Email: siegrist@usf.edu
Press Box Phone: 813-350-6225
Website: GoUSFBulls.com

Record Last Five Seasons

2016 11-2 7-1
2017 10-2 6-2
2018 7-6 3-5
2019 4-8 2-6
2020 1-8 0-7

	Overall: 2-3-2	Home: 1-1-1	Away: 1-2-1
	O-16-42 ... Morrison/Stewart OS T 6-6 S-27-46 ... Morrison/Russell TS T 7-7 O-26-13 ... Rhule/Jones GFS L 49-59 N-06-15 ... Rhule/Morris GFS W 60-40 O-01-16 ... Rhule/Morris LFF W 45-20	O-19-19 ... Carey/Dykes GFS L 21-45 N-07-20 ... Carey/Dykes LFF L 23-47 TS - Temple Stadium OS - Ownby Stadium LFF - Lincoln Financial Field GFS - Gerald J. Ford Stadium	

SMU Mustangs

Location: Dallas, TX
Enrollment: 11,739
Colors: Red and Blue
President: Dr. R. Gerald Turner
AD: Rick Hart
Stadium: Gerald J. Ford Stadium (32,000)

HC: Sonny Dykes
Career Record: 63-59 (.516), 11th year
School Record: 22-14 (.611), 4th year
Offense: Spread
Defense: Multiple
Starters Returning/Lost: n/a

Media Contact: Lindsey Olsen
Office: 214-768-4970
Cell: 847-344-0389
Email: lmolsen@smu.edu
Press Box Phone: 214-768-7730
Website: SMUMustangs.com

Record Last Five Seasons

2016 5-7 3-5
2017 7-6 4-4
2018 5-7 4-4
2019 10-3 6-2
2020 7-3 4-3

	Overall: 4-2-0	Home: 2-0-0	Away: 2-2-0
	J-01-35 ... Warner/Cox ^TS L 14-20 D-06-14 ... Rhule/Johnson YS W 10-3 O-10-15 ... Rhule/Johnson LFF W 49-10 N-19-16 ... Rhule/Fritz YS W 31-0 N-16-19 ... Carey/Fritz LFF W 29-21	O-31-20 ... Carey/Fritz YS L 3-38 ^ - First-ever Sugar Bowl LFF - Lincoln Financial Field	TS - Tulane Stadium YS - Yulman Stadium

Tulane Green Wave


Location: New Orleans, LA
Enrollment: 13,581
Colors: Olive Green and Sky Blue
President: Michael Fitts
AD: Troy Danner
Stadium: Yulman Stadium (30,000)

HC: Willie Fritz
Career Record: 222-107 (.675), 29th year
School Record: 29-33 (.468), 6th year
Offense: Multiple
Defense: Multiple
Starters Returning/Lost: n/a

Media Contact: Tom Symonds
Office: 504-862-8249
Cell: 504-407-7349
Email: tsymonds@tulane.edu
Press Box Phone: 504-314-7490
Website: tulane.greenwave.com

Record Last Five Seasons

2016 4-8 1-7
2017 5-7 3-5
2018 7-6 5-3
2019 7-6 3-5
2020 6-6 3-5

	Overall: 3-2-0	Home: 2-1-0	Away: 1-1-0
	O-10-87 ... Arians/Henshaw VS L 17-24 N-19-88 ... Arians/Rader SS L 10-15 O-11-14 ... Rhule/Blankenship LFF W 35-24 N-25-17 ... Collins/Montgomery SS W 43-22 S-20-18 ... Collins/Montgomery LFF W 31-17	N-20-21 ... Carey/Montgomery SS LFF - Lincoln Financial Field SS - Skelly Stadium VS - Veterans Stadium	

Tulsa Golden Hurricane

Location: Tulsa, OK
Enrollment:
Colors:
President:
AD:
Stadium: (x,xxx)

HC:
Career Record: x-x (.xxx), x year
School Record: x-x (.xxx), x year
Offense: Multiple
Defense: Multiple
Starters Returning/Lost: n/a

Media Con-tact:
Office:
Cell:
Email:
Press Box Phone:
Website:

Record Last Five Seasons

2016
2017
2018
2019
2020

FUTURE NON-CONFERENCE MATCHUPS



Overall: 14-7-0	Home: 7-4-0	Away: 7-3-0
N-18-67 ... Makris/Larson TS W 22-21	S-12-98 ... Wallace/Owens FF L 28-35	
S-12-70 ... Hardin/Larson TS L 0-21	S-18-99 ... Wallace/Owens RB L 15-25	
S-22-73 ... Hardin/Dennison TS W 47-33	O-13-07 ... Golden/Brookhart RB W 24-20	
O-18-75 ... Hardin/Dennison RB L 23-24	N-28-08 ... Golden/Brookhart LFF W 27-6	
S-11-76 ... Hardin/Dennison RB W 23-13	N-13-09 ... Golden/Brookhart IS W 56-17	
N-04-78 ... Hardin/Dennison RB W 56-21	O-30-10 ... Golden/lanello LFF W 30-0	
N-10-79 ... Hardin/Dennison VS W 42-6	S-10-11 ... Addazio/lanello IS W 14-13	
O-18-80 ... Hardin/Dennison VS W 16-7	S-11-21 IS	
S-24-87 ... Arians/Faust VS W 23-3	S-02-23 LFF	
N-12-88 ... Arians/Faust RB W 37-17		
N-23-91 ... Berndt/Faust VS L 32-37	LFF - Lincoln Financial Field	RB - Rubber Bowl
N-07-92 ... Berndt/Faust RB L 15-29	VS - Veterans Stadium	IS - InfoCision Stadium
O-23-93 ... Dickerson/Faust VS L 7-31	TS - Temple Stadium	
S-03-94 ... Dickerson/Faust RB W 32-7		



Overall: 7-29-2	Home: 3-10-1	Away: 3-19-1
O-12-36 ... Warner/Dobie AS W 14-0	N-24-90 ... Berndt/Bicknell AS W 29-10	
O-12-37 ... Warner Dobie AS T 0-0	N-09-91 ... Berndt/Coughlin VS L 13-33	
O-21-38 ... Warner Dobie TS T 26-26	O-31-92 ... Berndt/Coughlin AS L 6-45	
O-21-39 ... Swan/Leahy AS L 0-19	S-25-93 ... Dickerson/Coughlin AS L 14-66	
O-12-40 ... Morrison/Leahy AS L 20-33	O-15-94 ... Dickerson/Henning AS L 28-45	
N-01-41 ... Morrison/Myers AS L 0-31	N-04-95 ... Dickerson/Henning VS L 9-10	
N-07-42 ... Morrison/Myers AS L 0-28	N-16-96 ... Dickerson/Henning AS L 20-21	
O-02-54 ... Kawal/Holovak TS L 9-12	S-06-97 ... Dickerson/O'Brien VS W 28-21	
S-18-71 ... Hardin/Yukica TS L 3-17	S-19-98 ... Wallace/O'Brien AS L 7-31	
S-23-72 ... Hardin/Yukica AS L 27-49	O-09-99 ... Wallace/O'Brien VS W 24-14	
S-15-73 ... Hardin/Yukica AS L 0-45	N-04-00 ... Wallace/O'Brien AS L 3-31	
S-28-74 ... Hardin/Yukica AS W 34-7	O-06-01 ... Wallace/O'Brien AS L 10-33	
S-20-75 ... Hardin/Yukica TS L 9-27	N-23-02 ... Wallace/O'Brien VS L 14-36	
D-10-78 ... Hardin/Chlebek @N W 28-24	O-11-03 ... Wallace/O'Brien LFF L 13-38	
O-02-82 ... Hardin/Bicknell AS L 7-17	N-20-04 ... Wallace/O'Brien LFF L 17-34	
O-01-83 ... Arians/Bicknell FF L 15-18	S-29-18 ... Collins/Addazio AS L 35-45	
O-13-84 ... Arians/Bicknell AS L 10-24	S-18-21 LFF	
S-07-85 ... Arians/Bicknell AS L 25-28	LFF - Lincoln Financial Field	AS - Alumni Stadium
N-08-86 ... Arians/Bicknell VS L 29-38	VS - Veterans Stadium	
S-12-87 ... Arians/Bicknell AS L 7-28	TS - Temple Stadium	
N-26-88 ... Arians/Bicknell VS W 45-28	@ - 1978 Mirage Bowl, Tokyo, Japan	
O-14-89 ... Berndt/Bicknell AS L 14-35		



Overall: 1-0-0	Home: 1-0-0	Away: 2-0-0
O-02-15 ... Rhule/Lambert JRS W 37-3	LFF - Lincoln Financial Field	JRS - Jerry Richardson Stadium
S-24-16 ... Rhule/Lambert LFF W 48-20		



Overall: 0-0-0	Home: 0-0-0	Away: 0-0-0
S-14-24 ... First Meeting LFF	LFF - Lincoln Financial Field	JB - James C. Benton Field
S-19-26 JB		



Overall: 0-1-0	Home: 0-0-0	Away: 0-0-0
D-27-18 ... Foley/Cutcliff ^IS L 27-56	LFF - Lincoln Financial Field	
S-03-22 WW	WW - Wallace Wade Stadium	
S-16-28 LFF	IS - Independence Stadium (^Independence Bowl)	



Overall: 1-0-0	Home: 1-0-0	Away: 0-0-0
S-28-19 ... Carey/Collins LFF W 24-2	LFF - Lincoln Financial Field	BD - Bobby Dodd Stadium
S-20-25 BD		



Overall: 0-1-0	Home: 0-0-0	Away: 0-1-0
S-28-13 ... Rhule/Petrino KD L 24-26	LFF - Lincoln Financial Field	KD - Kibble Dome Stadium

FUTURE MATCHUPS



Overall: 8-4-1	Home: 6-1-1	Away: 2-3-0
N-16-29... Miller/McCracken.....TS.....W.....13-0	O-13-62.... Makris/ McConlogue.....FS.....W.....21-0	
N-15-30... Miller/ McCracken.....TS.....W.....46-0	O-19-63.... Makris/Bunn.....TS.....W.....31-0	
N-03-45... Morrison/Wolfson.....TS.....W.....20-0	O-17-64.... Makris/Bunn.....FS.....W.....38-18	
S-29-56... Stevens/Hokuf.....FS.....L.....0-20	O-16-65... Makris/Bunn.....TS.....W.....27-12	
O-19-57... Stevens/Hokuf.....TS.....W.....13-12	S-10-22.....LFF	
O-18-58... Stevens/McConlogue.....FS.....L.....0-35		
O-17-59... Stevens/ McConlogue.....TS.....L.....20-52	LFF -Lincoln Financial Field	FS - Fisher Stadium
O-15-60... Makris/ McConlogue.....FS.....L.....7-9	TS - Temple Stadium	
O-14-61... Makris/ McConlogue.....TS.....T.....12-12		



Overall: 2-0-0	Home: 1-0-0	Away: 1-0-0
S-19-15... Rhule/Whipple.....GS.....W.....25-23	S-29-29.....MAS	
S-15-17... Collins/Whipple.....LFF.....W.....29-21		
S-24-22.....LFF		
A-30-25.....MAS	LFF -Lincoln Financial Field	GS - Gillette Stadium
O-09-27.....LFF	MAS - McGuirk Alumni Stadium	



Overall: 1-13-0	Home: 1-6-0	Away: 0-7-0
N-08-30... Miller/Brett.....AC.....W.....34-0	S-14-02... Wallace/Coker.....FF.....L.....21-44	
N-14-92... Berndt/Erickson.....MOB.....L.....0-48	O-18-03... Wallace/Coker.....MOB.....L.....14-52	
O-30-93... Dickerson/Erickson.....MOB.....L.....7-42	O-15-05... Wallace/Coker.....LFF.....L.....3-34	
N-19-94... Dickerson/Erickson.....VS.....L.....14-38	S-23-23.....LFF	
O-28-95... Dickerson/Davis.....MOB.....L.....12-36	S-15-29.....HRS	
N-02-96... Dickerson/Davis.....VS.....L.....26-57		
O-25-97... Dickerson/Davis.....MOB.....L.....15-47	LFF -Lincoln Financial Field	MOB - Miami Orange Bowl
N-14-98... Wallace/Davis.....VS.....L.....7-42	VS - Veterans Stadium	HRS - Hard Rock Stadium
D-04-99... Wallace/Davis.....MOB.....L.....0-55	AC - Atlantic City Conv. Hall	
O-21-00... Wallace/Davis.....VS.....L.....17-45		
N-03-01... Wallace/Coker.....MOB.....L.....0-38		



Overall: 0-0-0	Home: 0-0-0	Away: 0-0-0
S-16-23... First Meeting.....LFF		
LFF -Lincoln Financial Field		



Overall: 1-1-0	Home: 1-0-0	Away: 0-1-0
N-23-40... Morrison/Stidham.....MS.....L.....6-9	S-02-28.....MS	
N-21-42... Morrison/Luster.....TS.....W.....14-7		
A-31-24.....MS	LFF - Lincoln Financial Field	MS - Memorial Stadium
S-13-25.....LFF	TS - Temple Stadium	



Overall: 4-40-1	Home: 4-14-0	Away: 0-26-1
O-10-31... Miller/Higgins.....TS.....W.....12-0	S-16-89.... Berndt/Paterno.....BS.....L.....3-42	
N-12-32... Miller/Higgins.....TS.....W.....13-12	O-06-90... Berndt/Paterno.....BS.....L.....10-48	
O-26-40... Morrison/Higgins.....TS.....L.....0-18	O-05-91... Berndt/Paterno.....VS.....L.....7-24	
O-18-41... Morrison/Higgins.....TS.....W.....14-0	S-12-92... Berndt/Paterno.....BS.....L.....8-49	
N-13-43... Morrison/Higgins.....NBF.....L.....0-13	O-01-94... Dickerson/Paterno.....FF.....L.....21-48	
N-11-44... Morrison/Higgins.....TS.....L.....6-7	S-16-95... Dickerson/Paterno.....BS.....L.....14-66	
N-10-45... Morrison/Higgins.....NBF.....L.....0-27	S-21-96... Dickerson/Paterno.....GS.....L.....0-41	
N-09-46... Morrison/Higgins.....NBF.....L.....0-26	S-13-97... Dickerson/Paterno.....BS.....L.....10-52	
N-08-47... Morrison/Higgins.....TS.....L.....0-7	A-30-03... Wallace/Paterno.....BS.....L.....10-23	
N-13-48... Morrison/Higgins.....NBF.....L.....0-47	N-11-06... Golden/Paterno.....BS.....L.....0-47	
N-28-49... Kawal/Bedenk.....TS.....L.....7-28	N-10-07... Golden/Paterno.....LFF.....L.....0-31	
O-28-50... Kawal/Engle.....NBF.....T.....7-7	S-20-08... Golden/Paterno.....BS.....L.....3-45	
S-20-52... Kawal/Engle.....NBF.....L.....13-20	S-19-09... Golden/Paterno.....BS.....L.....6-31	
S-06-75... Hardin/Paterno.....FF.....L.....25-26	S-25-10... Golden/Paterno.....BS.....L.....13-22	
O-30-76... Hardin/Paterno.....VS.....L.....30-31	S-17-11... Addazio/Paterno.....LFF.....L.....10-14	
N-12-77... Hardin/Paterno.....BS.....L.....7-44	S-22-12... Addazio/O'Brien.....BS.....L.....13-24	
S-01-78... Hardin/Paterno.....VS.....L.....7-10	N-15-14... Rhule/Franklin.....BS.....L.....13-30	
N-17-79... Hardin/Paterno.....BS.....L.....7-22	S-05-15... Rhule/Franklin.....LFF.....W.....27-10	
N-15-80... Hardin/Paterno.....VS.....L.....7-50	S-17-16... Rhule/Franklin.....BS.....L.....27-34	
O-03-81... Hardin/Paterno.....BS.....L.....0-30	S-12-26.....BS	
S-04-82... Hardin/Paterno.....BS.....L.....14-31	S-18-27.....LFF	
S-24-83... Arians/Paterno.....VS.....L.....18-23		
S-14-85... Arians/Paterno.....BS.....L.....25-27	LFF -Lincoln Financial Field	BS - Beaver Stadium
S-06-86... Arians/Paterno.....BS.....L.....15-45	VS - Veterans Stadium	NBF - New Beaver Field
O-03-87... Arians/Paterno.....BS.....L.....13-27	TS - Temple Stadium	GS - Giants Stadium
O-01-88... Arians/Paterno.....VS.....L.....9-45		



Overall: 11-0-0	Home: 7-0-0	Away: 4-0-0
O-21-49... Kawal/..... TS..... W.....47-6	N-10-73... Hardin/Gregory..... TS..... W.....43-0	
N-06-65... Makris/Zilly..... TS..... W.....28-0	S-14-74... Hardin/Gregory..... MF..... W.....38-7	
N-05-66... Makris/Zilly..... MF..... W.....21-19	N-08-75... Hardin/Gregory..... TS..... W.....45-6	
S-21-68... Makris/Zilly..... TS..... W.....28-0	S-05-26..... LFF	
S-20-69... Makris/Zilly..... MF..... W.....47-3		
N-07-70... Hardin/Gregory..... TS..... W.....18-15	LFF - Lincoln Financial Field	MF - Meade Field
N-06-71... Hardin/Gregory..... MF..... W.....40-13	TS - Temple Stadium	
N-11-72... Hardin/Gregory..... TS..... W.....22-0		



Overall: 15-21-0	Home: 9-7-0	Away: 6-14-0
O-09-48.. Morrison/Harman..... RS..... L.....20-34	N-18-95... Dickerson/Graber..... VS..... L.....20-23	
O-01-49.. Kawal/Harman..... TS..... W.....14-7	O-26-96.. Dickerson/Shea..... RS..... L.....17-28	
O-14-50... Kawal/Harman..... RS..... L.....20-26	N-01-97... Dickerson/Shea..... VS..... W.....49-7	
O-06-51.. Kawal/Harman..... TS..... W.....14-7	O-31-98... Wallace/Shea..... RS..... L.....10-21	
N-01-52... Kawal/Harman..... RS..... L.....28-40	O-30-99.. Wallace/Shea..... VS..... W.....56-28	
O-30-54... Kawal/Harman..... RS..... L.....0-25	O-14-00... Wallace/Shea..... RS..... W.....48-14	
N-05-77... Hardin/Burns..... TS..... W.....24-14	O-13-01... Wallace/Schiano..... VS..... W.....30-5	
N-11-78... Hardin/Burns..... RS..... L.....10-13	N-16-02... Wallace/Schiano..... RS..... W.....20-17	
O-06-79... Hardin/Burns..... RS..... W.....41-20	O-25-03.. Wallace/Schiano..... LFF..... L.....14-30	
S-13-80... Hardin/Burns..... FF..... L.....3-21	O-16-04... Wallace/Schiano..... RS..... L.....6-16	
O-17-81... Hardin/Burns..... RS..... W.....24-12	O-20-12.. Addazio/Flood..... LFF..... L.....10-35	
S-25-82.. Hardin/Burns..... VS..... L.....7-10	N-02-13... Rhule/Flood..... RS..... L.....20-23	
N-19-83... Arians/Burns..... RS..... W.....24-23	S-02-21..... RS	
S-15-84... Arians/Anderson..... RS..... L.....9-10	S-17-22..... LFF	
O-12-85... Arians/Anderson..... VS..... W.....14-13	S-09-23..... RS	
N-22-86... Arians/Anderson..... RS..... %W.....29-22		
N-21-87... Arians/Anderson..... VS..... L.....14-17	FF - Franklin Field	[^] RS - Rutgers Stadium
O-29-88.. Arians/Anderson..... RS..... W.....35-30	TS - Temple Stadium	GS - Giants Stadium
N-18-89... Berndt/Anderson..... VS..... W.....36-33	LFF - Lincoln Financial Field	
N-17-90... Berndt/Graber..... VS..... W.....29-22	[*] Renamed HighPoint.com Stadium in 2011 and then SHI Stadium as of 2019	
N-16-91... Berndt/Graber..... RS..... L.....0-41	% - Temple later forfeited due to use of ineligible player	
N-21-92... Berndt/Graber..... VS..... L.....10-35		
O-02-93.. Dickerson/Graber..... GS..... L.....0-62		
N-05-94... Dickerson/Graber..... RS..... L.....21-38		



Overall: 14-6-0	Home: 7-3-0	Away: 7-3-0
O-05-63.. Makris/Ingalls..... TS..... W.....9-7	S-27-14... Rhule/Diaco..... RF..... W.....36-10	
O-24-64... Makris/Forzano..... MS..... L.....7-25	N-28-15... Rhule/Diaco..... LFF..... W.....27-3	
O-23-65... Makris/Forzano..... MS..... W.....12-11	N-04-16... Rhule/Diaco..... RF..... W.....21-0	
O-22-66.. Makris/Toner..... TS..... W.....35-25	O-14-17... Collins/Edsall..... LFF..... L.....24-28	
O-10-70... Hardin/Toner..... TS..... W.....41-23	N-24-18... Collins/Edsall..... RF..... W.....57-7	
O-09-71... Hardin/Casciola..... MS..... W.....38-0	N-30-19... Carey/Edsall..... LFF..... W.....49-17	
N-24-01... Wallace/Edsall..... FF..... W.....56-7	O-05-24..... RF	
O-19-02.. Wallace/Edsall..... MS..... W.....38-24	O-10-26..... LFF	
O-23-04... Wallace/Edsall..... RF..... L.....31-45	S-04-27..... RF	
S-15-07... Golden/Edsall..... RF..... L.....17-22	S-30-28..... LFF	
S-06-08... Golden/Edsall..... LFF..... L.....(ot) 9-12		
S-18-10... Golden/Edsall..... LFF..... W.....30-16	FF - Franklin Filed	RF - Rentschler Field
O-13-12... Addazio/Pasqualoni..... RF..... W.....(ot) 17-14	LFF - Lincoln Financial Field	MS - Memorial Stadium
N-23-13... Rhule/Weist..... LFF..... L.....21-28	TS - Temple Stadium	VS - Veterans Stadium



Overall: 16-17-2	Home: 12-14-2	Away: 4-2-0
x-xx-08... White/Crolus..... L.....0-12	N-24-73... Hardin/Ferry..... VS..... W.....34-0	
N-10-28... Miller/Stuhldreher..... FF..... T.....0-0	N-23-74... Hardin/Ferry..... VET..... W.....17-7	
N-30-29... Miller/Stuhldreher..... TS..... L.....0-15	N-27-75... Hardin/Bedesem..... VET..... W.....41-3	
O-25-30... Miller/Stuhldreher..... MS..... L.....7-8	N-20-76... Hardin/Bedesem..... VET..... L.....7-24	
N-07-31... Miller/Stuhldreher..... TS..... W.....13-7	N-19-77... Hardin/Bedesem..... VS..... W.....38-15	
N-19-32... Miller/Stuhldreher..... TS..... L.....0-7	N-25-78... Hardin/Bedesem..... VET..... W.....27-17	
N-25-33... Warner/Stuhldreher..... TS..... L.....0-24	N-24-79... Hardin/Bedesem..... VS..... W.....42-10	
N-24-34... Warner/Stuhldreher..... TS..... W.....22-0	N-22-80... Hardin/Bedesem..... VS..... L.....7-23	
N-23-35... Warner/Stuhldreher..... TS..... L.....14-21	S-06-03... Wallace/Talley..... LFF..... L.....2ot.20-23	
N-14-36... Warner/Smith..... TS..... W.....6-0	S-03-09... Golden/Talley..... LFF..... L.....24-27	
N-20-37... Warner/Smith..... TS..... L.....0-33	S-03-10... Golden/Talley..... LFF..... W.....31-24	
N-12-38... Warner/Smith..... TS..... L.....7-20	S-01-11... Addazio/Talley..... LFF..... W.....42-7	
N-18-39... Swan/Smith..... TS..... L.....6-12	A-31-12... Addazio/Talley..... LFF..... W.....41-10	
N-09-40... Morrison/Smith..... TS..... W.....28-0	S-09-17... Collins/Farrante..... LFF..... W.....16-13	
N-08-41... Morrison/Smith..... TS..... W.....14-13	S-01-18... Collins/Farrante..... LFF..... L.....17-19	
N-28-42... Morrison/Smith..... TS..... L.....7-20		
N-20-43... Morrison/Oliver..... TS..... L.....7-34	FF - Franklin Field	VS - Villanova Stadium
N-26-70... Hardin/Ferry..... TS..... L.....26-31	TS - Temple Stadium	VET - Veterans Stadium
N-20-71... Hardin/Ferry..... TS..... T.....13-13	MS - Municipal Stadium	LFF - Lincoln Financial Field
N-18-72... Hardin/Ferry..... VS..... W.....12-10		



Overall: 0-0-0	Home: 0-0-0	Away: 0-0-0
S-05-21... First Meeting..... LFF		
LFF - Lincoln Financial Field		