

*** NOLA'S COLLEGE FOOTBALL TEAM ***



2021 TULANE FOOTBALL
MEDIA GUIDE



DARIUS BRADWELL | CHARGERS



RYAN GRIFFIN | BUCS



DONTRELL HILLIARD | TEXANS



PATRICK JOHNSON | EAGLES



BOPETE KEYES | CHIEFS



DONNIE LEWIS JR. | BENGALS



JOHN LEGLUE | STEELERS



JALEN MCCLESKEY | SAINTS



DARNELL MOONEY | BEARS



CHRISTIAN MONTANO | SAINTS



PARRY NICKERSON | VIKINGS



CAM SAMPLE | BENGALS



CAIRO SANTOS | BEARS



TANZEL SMART | JETS



ROD TEAMER JR. | RAIDERS

#NFLWAVE



collegepressbox

SINCE 2005 EVERYTHING BUT THE PREGAME MEAL



NATIONAL CHAMPIONSHIP

JANUARY 10 | INDIANAPOLIS

130 Teams
10 Conferences
44 Bowls
25 Awards

collegepressbox is the official
media website for Division I football

Access and download game notes, quotes, statistics, media guides,
headshots, logos and more for all FBS schools, conferences,
postseason games, awards and the College Football Playoff

For access, please register for an account at:
collegepressbox.com/register



TABLE OF CONTENTS

Table of Contents.....	1
2021 Schedule.....	1
2020 Results.....	1
2021 Quick Facts.....	2
History of the Green Wave.....	2
TulaneGreenWave.com.....	2
Tulane Strategic Communications.....	3
2021 Rosters.....	4-5
Pronunciation Guide.....	5
Starters Returning/Lost.....	6
2021 Preseason Notebook.....	6-7
2021 Roster Breakdown.....	7
2021 Opponent/American Athletic Conference Contacts.....	8
THE PROGRAM	
This is Tulane Football.....	10-11
Tulane University.....	12-13
The City of New Orleans.....	14-15
The Sports Capital of the World.....	16-17
Wave Brand Works.....	18-19
Green Wave Justice For All.....	20-21
Academic Excellence.....	22-23
Giving Back to the Community.....	24-25
Facilities.....	26-27
Sport Performance.....	28-29
Sport Medicine.....	30-31
The American Athletic Conference Bowls.....	32
THE STAFF	
Head Coach Willie Fritz.....	34-39
Assistant Coaches & Support Staff.....	40-65
THE ADMINISTRATION	
University President Michael A. Fitts.....	66
Ben Weiner Director of Athletics Chair Troy Dannen.....	67
Administrative Cabinet.....	68-72
THE PLAYERS	
Returning Players.....	74-105
Newcomers.....	106-112
THE SEASON IN REVIEW	
Season Statistics/Game-By-Game Starters.....	114-119
Game-By-Game Team Statistics.....	120-121
The Last Time.....	122
Game-By-Game Individual Statistics.....	123-125
American Athletic Conference Season in Review.....	126
Game Recaps.....	127-132
THE HISTORY	
Year-By-Year Record.....	134-135
All-Time Coaches.....	136
All-Time Records vs. Opponents.....	137
All-Time Series Results.....	138-141
Tulane vs. Ranked Opponents.....	142
Green Wave in the Pros.....	143-145
Green Wave in the Pro Drafts.....	146
Green Wave All-Americans/Special Award Winners.....	147-149
Conference and Academic Honors.....	150-152
All-Time Letterwinners.....	153-160
All-Time Assistant Coaches/ All-Time Bowl History.....	161-168
Bowl Records/Attendance Records.....	169-170
THE RECORDS	
All-Purpose.....	172
Defense.....	173-177
Kick/Punt Returns.....	178-181
Passing.....	182-189
Punting.....	190-191
Receiving.....	192-195
Rushing.....	196-200
Scoring.....	201-205
Total Offense.....	206-208
Opponent Records.....	209
Yulman Stadium Records.....	210
Year-by-Year Summaries/Records.....	211-232

2021 TULANE SCHEDULE

DATE	OPPONENT	TIME/RESULT	TV
SEPT. 4	OKLAHOMA	11 A.M.	ABC
SEPT. 11	MORGAN STATE	6 P.M.	ESPN+
Sept. 18	at Ole Miss	7 p.m.	ESPN2
SEPT. 25	UAB	TBA	TBA
Oct. 2	at East Carolina*	TBA	TBA
OCT. 7	HOUSTON (THU)*	6:30 P.M.	ESPN
Oct. 21	at SMU (Thu)*	6:30 p.m.	ESPN
OCT. 30	CINCINNATI*	TBA	TBA
Nov. 6	at UCF*	TBA	TBA
NOV. 13	TULSA*	TBA	TBA
NOV. 20	USF*	TBA	TBA
Nov. 27	at Memphis*	TBA	TBA

* American Athletic Conference game

All times Central | Home games in BOLD CAPS

2020 TULANE RESULTS

6-6 OVERALL, 3-5 THE AMERICAN

DATE	OPPONENT	TIME/RESULT	TV
Sept. 12	at South Alabama	W, 27-24	ESPN2
SEPT. 19	NAVY*	L, 27-24	ABC
Sept. 26	at Southern Miss	W, 66-24	Stadium
Oct. 8	at Houston (THU)*	L, 49-31	ESPN
OCT. 16	No. 17 SMU (FRI)*	L, 37-34 (OT)	ESPN
Oct. 24	at UCF*	L, 51-34	ESPN2
OCT. 31	TEMPLE*	W, 38-3	ESPN+
Nov. 7	at ECU*	W, 38-21	ESPN+
NOV. 14	No. 25 ARMY	W, 38-12	ESPN+/ESPN2
Nov. 19	at No. 25 Tulsa (THU)*	L, 30-24 (2OT)	ESPN
DEC. 5	MEMPHIS*	W, 35-21	ESPN+
Dec. 22	vs. Nevada	L, 27-38	ESPN

* American Athletic Conference game

All times Central | Home games in BOLD CAPS

CREDITS

The 2021 Tulane Football Media Guide is a publication of the Tulane Strategic Communications Office. Editors: Tom Symonds, Pierce Feltner, Adam Miller, and Maggie McEvilly; Design: Harrison Baker, Tom Symonds, Pierce Feltner and Maggie McEvilly. Contributors: Eric Hollier, Scottie Rogers, Roger Dunaway, Curtis Akey, Richie Weaver, Brian Miller, John Sudsbury, George Smith, Gayle LeTulle, American Athletic Conference Office, Tulane Strategic Communications Student Assistants, Tulane University Communications & Marketing; Special Thanks: Debbie Grant, Kathryn Hobgood Ray, Mike Strecker; Front and Back Cover Design: Harrison Baker, Cierra Kaiser and Mele Printing. Photography: Parker Waters, Chris Graythen, David Browning, Sean Gardner, Tyler Kaufman, Aaron Sprecher, Paula Burch, NewOrleansOnline.com, Ned Dishman, Michael Hebert, New Orleans Metropolitan Convention & Visitors Bureau, NFL Team Public Relations Offices, Tulane Photography & Digital Imaging (Barry Lawrence) and Jerry Ward; Printing: Mele Printing.

ON THE COVER

First row (L-R): Jha'Quan Jackson, Nick Anderson, Jeffery Johnson, Corey Dublin, Sincere Haynesworth, Jaylon Monroe and Ryan Wright. **Second row (L-R):** Dorian Williams, Cam Carroll and Michael Pratt.



QUICK FACTS

Location	New Orleans, La.
Founded	1834
Enrollment	13,581 (Private)
Nickname	Green Wave
Mascot	Riptide, Angry Wave
Colors	Olive Green & Sky Blue
Conference	American Athletic Conference
President	Michael A. Fitts
Director of Athletics	Troy Dannen
Faculty Representative	Michele Adams
Stadium	Yulman Stadium (30,000)
Surface	UBU Speed Series 5M (Artificial)
Yulman Stadium Press Box	(504) 314-7490
Athletics Department Phone	(504) 865-5500
Athletics Ticket Information	(504) 861-9283

COACHING STAFF

Willie Fritz (Pittsburg State, 1983)	Head Coach, 6th year
Tulane Overall/Conference Records	29-33/15-25 The American
Overall Record/Year	222-107-1 (.692)/29th year
NCAA Record/Year	183-102-0 (.648)/25th year

Chris Hampton	Defensive Coordinator, 5th year
Chip Long	Offensive Coordinator/Quarterbacks, 2nd year
Jeff Conway	Wide Receivers, 6th year
Josh Christian-Young	Outside Linebackers, 2nd year
Slade Nagle	Tight Ends, 6th year
Jamaal Fobbs	Running Backs, 6th year
Byron Dawson	Defensive Line, 2nd year
Michael Mutz	Linebackers/Run Game Coordinator, 6th year
Chris Watt	Offensive Line, 1st year
J.J. McCleskey	Secondary, 4th year
Jesse Schmitt	Special Teams Analyst/Recruiting, 1st year
Michael Colosimo	Offensive Analyst/Recruiting, 1st year
Jake Stone	Defensive Analyst/Recruiting, 10th year
Shane Meyer	Director of Football Operations, 6th year
Kyle Speer	Director of Strength & Conditioning (Football), 6th year
Ben Moortgat	Assistant Strength and Conditioning Coach, 1st year
Jay Marks	Assistant Strength and Conditioning Coach, 7th year
Justin Smith	Assistant Strength and Conditioning Coach, 3rd year
Chantelle Boucher	Assistant Strength and Conditioning Coach, 7th year
Wesley Fritz	Director of Player Personnel, 6th year
Donn Landholm	Director of Player Development, 6th year
Katie Meyers	Associate Director of New Media, 1st year
Brandon Vyhnalek	Director, Football Video Operations, 6th year
Alby Lindon	Assistant AD, Sports Medicine, 9th year
Ryan Larkin	Assistant Athletic Trainer, 5th year
Devin Charles-Hubbard	Director of Equipment, 10th year
Courtney Luquet	Assistant Director Football Player Engagement/On-Campus Recruiting, 1st year
Tara Goolsby	Graduate Assistant, Recruiting, 3rd year
Marianna Salas	Graduate Assistant, Recruiting, 2nd year
Jenna Dromgoole	Graduate Assistant, Athletic Trainer, 2nd year
Patricia Smith	Graduate Assistant, Athletic Trainer, 1st year
Alyssa Williams	Graduate Assistant, Athletic Trainer, 1st year
Destinee Medrano	Senior Academic Advisor, 1st year
Hannah Richards	Senior Academic Advisor, 1st year
Daniel Jacobs	Assistant Director of Academic Services, 2nd year
Jordan Hopkins	Graduate Assistant, Defense, 1st year
Jack Witte	Graduate Assistant, Defense, 2nd year
Tommy Gerhard	Graduate Assistant, Offense, 1st year
Larry Dace III	Graduate Assistant, Offense, 1st year
Kurt Bryning	Graduate Assistant Video, 1st year

TEAM INFORMATION

Offensive Formation	Spread
Defensive Formation	Multiple
2020 Overall Record	6-6
2020 Conference Record/Finish	3-5/T-8th (American West)
Letterwinners Returning/Lost	53/16
Starters Returning	18 (8 offense/7 defense/3 specialists)
Starters Lost	7 (3 offense/4 defense/0 specialists)

THE OFFICIAL WEBSITE OF TULANE ATHLETICS

TulaneGreenWave.com

- The latest news, notes, statistics, schedules and results of Tulane Athletics
- Profiles and features on Tulane coaches and student-athletes
- Live video and audio broadcasts of Tulane football, men's basketball, women's basketball, baseball and volleyball games, as well as special presentations and news conferences
- Online ticket information for Green Wave athletics events
- Green Wave merchandise and Riptides Kids Club information

COLLEGEPRESSBOX.COM

CollegePressBox.com is the official media website for American Athletic Conference football and the media home for information on every Division I team and conference. Access and download weekly game notes, quotes, statistics, media guides, photos and more for the conference and each of its 12 member schools throughout the season.

Login information will be distributed to accredited media or you can apply for a password by sending an e-mail to password@collegepressbox.com.

HISTORY OF THE GREEN WAVE

From 1893 to 1919, the athletic teams of Tulane were known as the Olive and Blue. In 1919, the Tulane Weekly, one of Tulane's many student newspapers at the time, began calling the football team the Greenbacks.

On Oct. 20, 1920, Earl Sparling, the editor of the Tulane Hullabaloo, wrote a football song which was printed in the newspaper. The song was titled "The Rolling Green Wave." Although the name was not immediately adopted, it began to receive acceptance. A month later, a report of the Tulane-Mississippi A&M game in the Hullabaloo referred to the team as the Green Wave.

By the end of the season, the Hullabaloo was using the term Green Wave to refer to all Tulane athletic teams, as were many daily papers, although as late as 1923, the name Greenbacks was still in use.

In its infancy, Tulane's mascot was depicted as a pelican riding on a surf board. The surfing pelican image lasted for more than 50 years.

The "Greenie" was adopted in 1955. It was created by John Chase, a local cartoonist who drew the covers of the Tulane football program and those of many teams throughout the South.

When Dr. Rix Yard became the athletic director in 1963, he felt Tulane needed a more virile symbol for its teams. Working with Eldon Endacott, the manager of the Tulane bookstore, he arranged for a new mascot to be created. Several sketches were submitted by Art Evans, art director for Angelus-Pacific, Co., in Fullerton, Calif. The angry-looking wave was adopted in 1964, and the block "T" with waves became the Tulane athletics logo in 1986.

Tulane unveiled a new family of marks in August 1998. The new logos featured the return of the pelican to the Green Wave look, along with the use of a "T" with a modern "wave" as a primary logo mark. A new pelican mascot was introduced and given the name Riptide by a vote of Tulane students.

In the summer of 2015, Riptide received its first make-over since its inception and featured a more modern, sleeker look.

Tulane fans will see a familiar face this season as the "Angry Wave" returns as the Green Wave's primary mark of Tulane Athletics with the "T-Wave" remaining as the secondary mark.





The Tulane Strategic Communications staff stands ready to assist in your coverage of all Green Wave athletics teams in 2021-22. For information regarding securing credentials, arranging interviews, broadcast coverage of obtaining statistics or photos, please contact the appropriate member of the Strategic Communications staff. The Strategic Communications offices are located on the third floor of the James W. Wilson Jr., Center. Parking is available in the Claiborne Lot (accessible off Claiborne Avenue next to Greer Field at Turchin Stadium).

Please take a moment to read the important media information below.

MEDIA OPPORTUNITIES & SERVICES

Weekly News Conference

During the regular season, head coach Willie Fritz and selected players will meet with the media each Tuesday (except for the bye week and during midweek) at a designated time set prior to the season. Requests for specific players should be made to the Strategic Communications office.

Interviews

All interview requests for head coach Willie Fritz, any assistant coaches and players must be coordinated through the Strategic Communications office.

For the 2021 season, student-athletes and coaches are available for interviews via phone or in person. In order to arrange for student-athlete interviews, please provide 24 hours notice to the Strategic Communications office. Student-athlete interviews may be conducted in the atrium of the Wilson Center, in Yulman Stadium or in the Strategic Communications Office. The Tulane training room, football locker room and weight room are off-limits to the media.

For telephone interviews, student-athletes will be provided with the number and will make the call at a mutually-agreed upon time. Phone numbers of student-athletes will not be made available to the media.

Practice Coverage

Regular-season practices will be held in Yulman Stadium and are open to the media. Practices during the regular season may be closed or moved without notice. Please contact the Strategic Communications office if you plan on attending practice.

Still photographs and video may be shot from the stands during selected segments of practice by approved agencies.

Website

Updated statistics, game recaps, weekly and daily releases, player and coaches' bios, historical, broadcast and ticket information, can be found at TulaneGreenWave.com. Media are encouraged to check the website regularly for the latest Green Wave Athletics news.

Video Services

Requests for video footage of the football team should be made to the Strategic Communications office. Please allow a minimum of three days lead time for video requests.

Accessing Information

In addition to TulaneGreenWave.com and the official football-specific social media outlets, the latest news, weekly releases, updated depth charts, rosters and season and single game statistics can be sent on a daily or weekly basis via e-mail. Contact the appropriate staff member in the Strategic Communications office to be added to a particular sport's media distribution list.

GAME DAY COVERAGE

Credential Requests

All requests for media, radio, television, photography, scouting and parking credentials for practice and game day coverage, should be made through the department's official credential website SportsSystems.com/TulaneFootball. Game credentials will not be mailed, but can be picked up in the Strategic Communications office during the week or at the media will-call location outside of Yulman Stadium.

All space for the working press, radio and television for Tulane football games is allocated by the Strategic Communications office, which reserves the right to deny credentials to any outlet. Freelance and/or non-daily writers may be asked to produce copies of actual publications in which their work has appeared.

Media credentials will be issued to working media only. Credentials are not transferable and use by anyone other than members of the working media is prohibited. Credentials used in an unauthorized manner will be revoked. News organizations allowing unauthorized individuals to use credentials will have their credentials revoked. All press credentials remain the property of the Tulane Athletics Department and must be returned upon request. Credentials will NOT be mailed.

Will Call

Any media credentials not picked up during game week at the Wilson Center will be available on gameday at the Yulman Stadium Media Will-Call table.

Game Day Media Services

For the 2021 season, members of the media will be seated in the James W. Wilson Press Center located on the West side of Yulman Stadium and will open two hours prior to kickoff.

Meals for credentialed media will be served one and a half hours before game time. Refreshments will be available throughout the game in the media center.

Game notes, programs, a flip card and statistics will be provided prior to the game in a digital format only. Visit TulaneGreenWave.com prior to each game for updated information. Play-by-play and quick statistics, final team, individual and defensive statistics, drive charts and coaches' quotes also will be provided in a digital format. Complete sets of information will be available approximately 20 minutes after the game.

Sidelines

Tulane follows guidelines set forth by the NCAA Public Relations Committee, the NCAA Football Rules Committee, the American Football Coaches Association and the National Press Photographers Association. Children under 12 will not be issued media or sideline credentials. Similar procedures will be in effect in the press box.

Postgame Interviews

For home games in 2021, Tulane's postgame interviews will take place in the Tulane Football team meeting room after every game. The athletics communications contact from the visiting school will establish their own interview policies after each game.

Head coach Willie Fritz and requested players will be available postgame approximately 10 minutes after each game. Tulane's locker room is closed.

TOM SYMONDS

Assistant Athletics Director - Primary Football Contact



Office: 504-862-8249
Cell: 504-407-7349

E-Mail:
tsymonds@tulane.edu

Sport Assignments:
Football, Baseball

PIERCE FELTNER

Assistant Director



Office: 504-865-5504
Cell: (859) 640-6860

E-Mail:
pfeltner@tulane.edu

Sport Assignments:
Football (Credentials), Women's Basketball, Women's Tennis and Bowling

VINCENT LAVALSITI

Assistant Director



Office: 504-865-5504
Cell: (859) 640-6860

E-Mail:
vinnylavalasiti@gmail.com

Sport Assignments:
Men's Basketball, Men's Tennis, Sailing

VICTORIA AHLBRECHT

Graduate Assistant - Secondary Football Contact



Cell: 763-482-0741

E-Mail:
ahlbr007@gmail.com

Sport Assignments:
Football (Secondary), Swimming and Diving, Beach Volleyball

SAMANTHA LARSEN

Graduate Assistant



Cell: 361-720-3500

E-Mail:
slarsen3@tulane.edu

Sport Assignments:
Volleyball, Women's Golf and Cross Country/Track and Field



No	Player	Pos	Cl./Exp.	No	Player	Pos	Ht	Wt	Cl./Exp.	Hometown/Previous School(s)
51.....	Logan Ambroz.....	DL.....	Fr.	0	Marvin Moody	LB	6-2	230	Sr.	Bryant, Ark. / Bryant HS
3.....	Angelo Anderson.....	DL.....	Fr.	1	Nick Anderson	LB	5-10	225	Jr.	Vicksburg, Miss. / Jones County JC/Vicksburg
1.....	Nick Anderson.....	LB.....	Jr.	2	Dorian Williams	LB	6-2	225	So.	Indian Land, S.C. / Indian Land
56.....	Hayden Beal.....	LB.....	Fr.	2	Duece Watts	WR	6-2	195	Jr.	Richton, Miss. / Petal HS
45.....	Luke Besh.....	WR.....	Fr.	3	Angelo Anderson	DL	6-3	240	Fr.	New Orleans, La. / John Curtis Christian
83.....	Bryce Bohanon.....	WR.....	Fr.	3	Phat Watts	WR	6-1	190	Jr.	Richton, Miss. / Petal HS
5.....	Ygenio Booker.....	RB.....	R-So.	4	Jha'Quan Jackson	WR	5-9	180	So.	Luling, La. / Hahnville
31.....	Larry Brooks.....	S.....	Jr.	5	Ygenio Booker	RB	5-11	200	R-So.	Brooksville Fla. / Hernando HS
89.....	Reggie Brown.....	TE.....	Fr.	6	Devin Brumfield	RB	5-10	215	Jr.	Covington, La. / Covington, La. / Utah
6.....	Devin Brumfield.....	RB.....	Jr.	7	Michael Pratt	QB	6-2	210	Fr.	Boca Raton, Fla. / Deerfield Beach HS
28.....	Jadon Canady.....	DB.....	Fr.	7	Lance Robinson	DB	5-11	190	So.	New Orleans / De La Salle / Kansas State
20.....	Cameron Carroll.....	RB.....	R-So.	8	Iverson Celestine	RB	5-10	200	Fr.	Mandeville, La. / Fontainebleau
8.....	Iverson Celestine.....	RB.....	Fr.	9	Jaylon Monroe	CB	5-9	180	Sr.	Dallas, Texas / West Mesquite HS
93.....	Elijah Champaigne.....	DL.....	Fr.	10	Shae Wyatt	WR	6-1	190	Fr.	Omaha, Neb. / Millard West HS / Central Missouri
37.....	Macon Clark.....	S.....	Jr.	11	Cyron Sutton	WR	5-9	190	Sr.	New Orleans, La. / Lake Area New Tech / McNeese State
79.....	Joey Claybrook.....	OL.....	R-Jr.	12	DJ Douglas	CB	6-1	200	Fr.	Montgomery, Ala. / Thompson HS / Alabama
59.....	Jack Collins.....	LB.....	Fr.	12	Kai Horton	QB	6-4	220	Fr.	Carthage, Texas / Carthage
38.....	Josh Coltrin.....	RB.....	R-Fr.	13	Justin Ibieta	QB	6-5	230	Fr.	Metairie, La. / Metairie Park Country Day School
48.....	Keith Cooper Jr.....	LB.....	Fr.	13	Derrion Rakestraw	S	6-2	200	Sr.	Woodstock, Ga. / Sequoyah / Colorado
27.....	Mason Courtney.....	RB.....	Fr.	14	Christian Daniels	WR	6-2	215	R-So.	Rocky Mount, N.C. / Western Alamance HS
67.....	Graham Dable.....	K.....	So.	15	T.J. Huggins	WR	6-2	170	Fr.	Miami, Fla. / Killian
14.....	Christian Daniels.....	WR.....	R-So.	16	Levi Williams	DB	5-11	170	R-Fr.	Valrico, Fla. / Bloomingdale
19.....	Cameron Dartez.....	QB.....	R-Fr.	17	Rudy Dyson	DB	6-2	200	Fr.	Kentwood, La. / Kentwood High School
90.....	Devean Deal.....	JOK.....	Fr.	17	Jeff Nwankwo	WR	6-6	205	Fr.	Oklahoma City, Okla. / Putnam City North
24.....	Lucas Desjardins.....	WR.....	Fr.	19	Cameron Dartez	QB	6-1	195	R-Fr.	Baton Rouge, LA / Catholic
32.....	Bailey Despanie.....	CB.....	Fr.	19	Kiland Harrison	DB	6-0	180	R-Fr.	Raymond, Miss. / St. Joseph Catholic
34.....	Ford Dickerson.....	S.....	Fr.	20	Matthew Remondet	LB	6-3	225	Fr.	Lafayette, La. / Ascension Episcopal
49.....	Armoni Dixon.....	JOK.....	R-Fr.	20	Cameron Carroll	RB	6-1	225	R-So.	Flowood, Miss. / Northwest Rankin HS
46.....	JoJo Dorceus.....	DL.....	Sr.	21	Matthew Redmond	WR	6-3	225	Fr.	Keenesburg, Colo. / Kent Denver
12.....	DJ Douglas.....	CB.....	Fr.	21	Ajani Kerr	DB	6-1	195	Sr.	Powder Springs, Ga. / McEachern
64.....	Corey Dublin.....	OL.....	Sr.	22	Gabe Liu	S	5-10	180	Fr.	Oakland, Calif. / Williston Northampton School
17.....	Rudy Dyson.....	DB.....	Fr.	22	Tyjae Spears	RB	5-10	195	R-Fr.	Ponchatoula, La. / Ponchatoula
92.....	Kriston Esnard.....	K.....	Fr.	23	Jean-Jacques Hunter	S	6-1	190	Fr.	Lafayette, La. / St. Thomas More HS
36.....	Mandel Eugene Jr.....	LB.....	Fr.	23	Jaetavian Toles	WR	6-1	180	Sr.	Houston, Texas / Stratford HS
39.....	Trevor Evans.....	WR.....	Fr.	24	Lucas Desjardins	WR	6-3	205	Fr.	Houston, Texas / The Loomis Chaffee School
74.....	Jackson Fort.....	OL.....	R-Fr.	24	Kolby Phillips	DB	5-11	170	Fr.	Memphis, Tenn. / Hillsboro
95.....	Adonis Friloux.....	DL.....	Fr.	25	Kevaris Hall	DB	6-2	190	Fr.	Red Oak, Texas / Red Oak High School
96.....	Casey Glover.....	PK.....	R-So.	26	Shi'Keem Laister	DB	6-3	195	Fr.	Clanton, Ala. / Chilton County High School
62.....	Merek Glover.....	PK.....	Sr.	27	Mason Courtney	RB	5-10	180	Fr.	Carthage, Texas / Carthage HS
69.....	Rashad Green.....	OL.....	Fr.	27	Austin Sybrandt	LB	6-2	210	Fr.	Baton Rouge, La. / Episcopal HS
25.....	Kevaris Hall.....	DB.....	Fr.	28	Jadon Canady	DB	5-11	175	Fr.	Jacksonville, Fla. / Sandalwood
19.....	Kiland Harrison.....	DB.....	R-Fr.	29	Reggie Neely	DB	6-1	170	Fr.	Shelby County, Tenn. / Briarcrest Christian School
54.....	Carlos Hatcher.....	DE.....	R-So.	30	Jonathan Mestayer II	S	6-1	190	R-Fr.	Baton Rouge, La. / Catholic
52.....	Sincere Haynesworth.....	OL.....	So.	31	Larry Brooks	S	6-1	200	Jr.	Fort Worth, Texas / Kennedale HS
33.....	Kevin Henry.....	LB.....	Sr.	32	Bailey Despanie	CB	6-1	185	Fr.	Lafayette, La. / Carencro
94.....	Eric Hicks Jr.....	DL.....	R-Fr.	33	Kevin Henry	LB	6-1	230	Sr.	Baton Rouge, LA / Central H.S.
41.....	Darius Hodges.....	JOK.....	R-Fr.	34	Ford Dickerson	S	5-11	180	Fr.	Austin, Texas / Westlake High School
66.....	Nik Hogan.....	OL.....	R-So.	35	Jesus Machado	LB	6-1	220	Fr.	Miami, Fla. / Champagnat Catholic
12.....	Kai Horton.....	QB.....	Fr.	36	Mandel Eugene Jr.	LB	6-1	205	Fr.	La Place, La. / St. Charles Catholic
57.....	Ethan Hudak.....	LS.....	R-Fr.	37	Macon Clark	S	6-1	190	Jr.	St. Rose, La. / Destrehan HS
15.....	T.J. Huggins.....	WR.....	Fr.	38	Josh Coltrin	RB	6-1	215	R-Fr.	Houston, Texas / Manvel
23.....	Jean-Jacques Hunter.....	S.....	Fr.	39	Trevor Evans	WR	5-10	170	Fr.	Baton Rouge, La. / University Laboratory School
13.....	Justin Ibieta.....	QB.....	Fr.	39	Brandon Kim	CB	5-9	180	Fr.	Lawrenceville, N.J. / Lawrenceville School
63.....	Cameron Jackel.....	OL.....	R-Jr.	40	Rodrek Williams II	CB	5-9	170	Fr.	New Orleans, La. / De La Salle
4.....	Jha'Quan Jackson.....	WR.....	So.	40	Connor Prouet	TE	6-1	225	R-Jr.	New Orleans, La. / Jesuit HS
80.....	Tyrick James.....	TE.....	Jr.	41	Michael Lavergne	WR	5-10	160	Fr.	Lake Charles, La. / St. Louis Catholic
77.....	Jeffery Johnson.....	NT.....	Jr.	41	Darius Hodges	JOK	6-1	280	R-Fr.	Montgomery, Ala. / Park Crossing
86.....	Keitha Jones Jr.....	TE.....	Jr.	42	Torri Singletary Jr.	DE	6-4	235	R-Jr.	Baldwin, Fla. / Baldwin County HS
48.....	Jonathan Kahn.....	TE.....	Fr.	43	Jackson Portis-Escoto	WR	-		Fr.	Washington, D.C. / St. Albans School
21.....	Ajani Kerr.....	DB.....	Sr.	43	Rishi Rattan	CB	5-9	170	Fr.	Shawnee, Kan. / Bishop Miege
39.....	Brandon Kim.....	CB.....	Fr.	44	Michael Lunz	DL	6-3	245	Fr.	Radcliff, Ky. / North Hardin
26.....	Shi'Keem Laister.....	DB.....	Fr.	44	Charles Schibler	RB	5-11	210	Fr.	Gretna, La. / Jesuit HS



2021 ROSTERS

No	Player	Pos	Ht	Wt	Cl./Exp.	Hometown/Previous School(s)
45	Luke Besh	WR	6-1	190	Fr.	New Orleans, La. / Jesuit HS
45	Corey Platt Jr.	LB	6-1	205	Fr.	Little Rock, Ark. / Little Rock Christian Academy
45	Matt Smith	LS	6-1	220	R-Jr.	Peachtree, Ga. / Trinity Christian HS (Sharpsburg)
46	JoJo Dorceus	DL	5-11	265	Sr.	Spring, Texas / Spring HS / Memphis
47	Aidan McCahill	LB/S	6-1	210	Fr.	East Grand Rapids, Mich. / East Grand Rapids
48	Keith Cooper Jr.	LB	6-4	265	Fr.	Dickinson, Texas / Dickinson
48	Jonathan Kahn	TE	6-3	225	Fr.	Park Ridge, Ill. / Notre Dame College Prep
49	Armoni Dixon	JOK	6-3	230	R-Fr.	Chicago, Ill. / Loyola Academy
50	Jackson Schmelter	LS	-		Fr.	Wilmette, Ill. / New Trier HS
50	Andrew Wilks	LB	6-2	220	Fr.	Charlotte, N.C. / Charlotte Country Day School
51	Logan Ambroz	DL	6-2	260	Fr.	Barrington, Ill. / Barrington HS
52	Sincere Haynesworth	OL	6-1	305	So.	Pearland, Texas / Pearland
53	Bobby Noel	P	5-8	175	Fr.	Gulf Shores, Ala. / Gulf Shores HS
53	Dwane Tillis Jr.	DL	5-11	260	Fr.	Marrero, La. / De La Salle
54	Carlos Hatcher	DE	6-3	250	R-So.	Carrollton, Texas / Hebron HS
55	Noah Taliancich	DL	6-3	270	Fr.	Destrehan, La. / Destrehan
56	Hayden Beal	LB	5-11	215	Fr.	Bluegoose, Tenn. / Scotts Hill
57	Ethan Hudak	LS	6-1	225	R-Fr.	Phoenix, Ariz. / Mountain Ridge
58	Caleb Thomas	OL/DL	6-3	295	R-Fr.	Orcutt, Calif. / Righetti
59	Jack Collins	LB	5-11	215	Fr.	Cicero, N.Y. / Cicero North-Syracuse
60	Ethan Marcus	OL	6-1	295	Fr.	East Rockaway, N.Y. / Lynbrook
61	Hutson Lillibridge	OL	6-3	295	Fr.	Saint Louis, Mo. / DeSmet
62	Merek Glover	PK	6-1	200	Sr.	Jericho, N.Y. / Friends Academy
63	Cameron Jackel	OL	6-6	295	R-Jr.	Marrero, La. / Archbishop Shaw HS
64	Corey Dublin	OL	6-4	300	Jr.	New Orleans, La. / Jesuit HS
66	Nik Hogan	OL	6-4	295	R-So.	Brandon, Miss. / Northwest Rankin HS
67	Graham Dable	K	6-1	200	So.	Winnetka, Ill. / New Trier
68	Josh Remetich	OL	6-3	290	Fr.	New Orleans, La. / Holy Cross
69	Rashad Green	OL	6-4	305	Fr.	Baton Rouge, La. / University Lab
70	Timothy Shafter	OL	6-4	290	R-Jr.	Hingham, Mass. / Hingham HS
71	Matt Lombardi	OL	6-6	290	Fr.	Philadelphia, Pa. / Saint Joseph's Prep School
72	Trey Tuggle	OL	6-6	300	Fr.	Mize, Miss. / Mize Attendance Center
73	Colby Orgeron	OL	6-5	285	R-Fr.	New Orleans, La. / John Curtis
74	Jackson Fort	OL	6-4	305	R-Fr.	The Woodlands, Texas / College Park
75	Joseph Solomon	OL	6-5	280	Fr.	Indianapolis, Ind. / Bishop Chatard
77	Jeffery Johnson	NT	6-3	295	Jr.	Brookhaven, Miss. / Brookhaven HS
78	Hayden Shook	OL	6-4	300	So.	Starkville, Miss. / Germantown
79	Joey Claybrook	OL	6-6	300	R-Jr.	Starkville, Miss. / Starkville HS
80	Tyrick James	TE	6-2	245	Jr.	Waco, Texas / China Spring HS
81	Tyrek Presley	WR	6-2	195	R-Fr.	Riverdale, Ga. / Charles Drew
82	Reed Rutkowski	WR	6-1	180	Fr.	Park Ridge, Ill. / Loyola Academy
83	Bryce Bohanon	WR	5-9	170	Fr.	Conway, Ark. / Conway
84	Will Wallace	TE	6-4	240	R-Jr.	Natchez, Miss. / Cathedral HS
85	Ryan Thompson	WR	6-1	195	R-So.	St. Louis, Mo. / MICDS
86	Keitha Jones Jr.	TE	6-1	220	Jr.	Port Arthur, Texas / Memorial High School
89	Reggie Brown	TE	6-2	245	Fr.	Houston, Texas / Legacy School of Sports Science
90	Devean Deal	JOK	6-3	245	Fr.	Garland, Texas / Naaman Forest
91	Noah Seiden	DE	6-2	280	R-So.	Mandeville, La. / St. Paul's School
92	Kriston Esnard	K	5-10	180	Fr.	Decatur, Ga. / Decatur
93	Elijah Champaigne	DL	6-2	275	Fr.	Tomball, Texas / Tomball Memorial
94	Eric Hicks Jr.	DL	6-2	285	R-Fr.	Savannah, Ga. / Benedictine Military School
95	Adonis Friloux	DL	6-1	300	Fr.	Hahnville, La. / Hahnville High School
96	Casey Glover	PK	6-3	210	R-So.	Jericho, N.Y. / Friends Academy
97	Ryan Wright	P	6-3	245	Jr.	San Ramon, Calif. / California HS
98	Parker Peterson	DL	6-4	260	Fr.	Nashville, Tenn. / Father Ryan
99	Alfred Thomas	DE	6-2	290	Jr.	Montgomery, AL / Sidney Lanier High School

No	Player	Pos	Cl./Exp.
41.....	Michael Laverne	WR	Fr.
61.....	Hutson Lillibridge	OL	Fr.
22.....	Gabe Liu	S	Fr.
71.....	Matt Lombardi	OL	Fr.
44.....	Michael Lunz	DL	Fr.
35.....	Jesus Machado	LB	Fr.
60.....	Ethan Marcus	OL	Fr.
47.....	Aidan McCahill	LB/S	Fr.
30.....	Jonathan Mastayer II	S	R-Fr.
9.....	Jaylon Monroe	CB	Sr.
0.....	Marvin Moody	LB	Sr.
29.....	Reggie Neely	DB	Fr.
53.....	Bobby Noel	P	Fr.
17.....	Jeff Nwankwo	WR	Fr.
73.....	Colby Orgeron	OL	R-Fr.
98.....	Parker Peterson	DL	Fr.
24.....	Kolby Phillips	DB	Fr.
45.....	Corey Platt Jr.	LB	Fr.
43.....	Jackson Portis-Escoto	WR	Fr.
7.....	Michael Pratt	QB	Fr.
81.....	Tyrek Presley	WR	R-Fr.
40.....	Connor Prouet	TE	R-Jr.
13.....	Derrion Rakestraw	S	Sr.
43.....	Rishi Rattan	CB	Fr.
21.....	Matthew Redmond	WR	Fr.
68.....	Josh Remetich	OL	Fr.
20.....	Matthew Remondet	LB	Fr.
7.....	Lance Robinson	DB	So.
82.....	Reed Rutkowski	WR	Fr.
44.....	Charles Schibler	RB	Fr.
50.....	Jackson Schmelter	LS	Fr.
91.....	Noah Seiden	DE	R-So.
70.....	Timothy Shafter	OL	R-Jr.
78.....	Hayden Shook	OL	So.
42.....	Torri Singletary Jr.	DE	R-Jr.
45.....	Matt Smith	LS	R-Jr.
75.....	Joseph Solomon	OL	Fr.
22.....	Tyjae Spears	RB	R-Fr.
11.....	Cyron Sutton	WR	Sr.
27.....	Austin Sybrandt	LB	Fr.
55.....	Noah Taliancich	DL	Fr.
99.....	Alfred Thomas	DE	Jr.
58.....	Caleb Thomas	OL/DL	R-Fr.
85.....	Ryan Thompson	WR	R-So.
53.....	Dwane Tillis Jr.	DL	Fr.
23.....	Jaetavian Toles	WR	Sr.
72.....	Trey Tuggle	OL	Fr.
84.....	Will Wallace	TE	R-Jr.
2.....	Duece Watts	WR	Jr.
3.....	Phat Watts	WR	Jr.
50.....	Andrew Wilks	LB	Fr.
40.....	Rodrek Williams II	CB	Fr.
2.....	Dorian Williams	LB	So.
16.....	Levi Williams	DB	R-Fr.
97.....	Ryan Wright	P	Jr.
10.....	Shae Wyatt	WR	Fr.



STARTERS RETURNING/LOST

Offensive Starters Returning (8)

	Career Starts
OL Joey Claybrook	26
OL Corey Dublin	49
OL Sincere Haynesworth	17
OL Trey Tuggle	9
TE Tyrick James	21
WR Duece Watts	11
WR Jha'Quan Jackson	7
QB Michael Pratt	9

Defensive Starters Returning (7)

	Career Starts
DL Jeffery Johnson	31
LB Kevin Henry	10
LB Marvin Moody	24
LB Dorian Williams	4
LB Nick Anderson	2
DB Jaylon Monroe	28
DB Larry Brooks	11

Special Teams Starters Returning (3)

	Career Games Played
P Ryan Wright	35
PK Merek Glover	49
LS Ethan Hudak	11

Offensive Starters Lost (3)

	Career Starts
RB Stephon Huderson	14
WR Mykel Jones	5
OL Ben Knutson	13

Defensive Starters Lost (4)

	Career Starts
DL Patrick Johnson	37
DL De'Andre Williams	31
DL Cameron Sample	39
DB Chase Kuerschen	34

Special Teams Starters Lost (0)

Career Games Played

FIRST AND 10 WITH THE WAVE

- Tulane football opens 2021 with the goal of continuing its consistent play from the past three seasons. The Green Wave closed 2020 by winning four of their final five games and earned a spot in the Famous Idaho Potato Bowl.
- The Green Wave's bowl appearance was their 14th in program history and marked the third straight year Tulane had appeared in a bowl game.
- The Green Wave will begin their 128th year on the gridiron this fall.
- Tulane has appeared in a bowl game and won six-or-more games in three straight years.
- The Green Wave picked up their first win over a Top 25 team in over 30 years, as it defeated Army inside Yulman Stadium on Nov. 14, 2020.
- Tulane had eight players named to the American Athletic Conference all-league team. The eight players named all-conference are the program's most since 1997.
- The Green Wave finished the regular season by playing in 12 games a year ago. Tulane was one of just 15 schools to play 12 or more games in 2020.
- The Green Wave return 32 players who have started in at least one game from last year's team.

SIX YEARS WITH FRITZ

- Willie Fritz begins his sixth year (29th overall) as the Green Wave's head coach.
- In each of his previous five seasons, Tulane has protected its home turf compiling a 18-11 home record overall and a 16-7 record at Yulman Stadium in the last four seasons.

A LOOK AHEAD AT THE 2021 SCHEDULE

- The Tulane University football team begins its 2021 season on Sept. 4 at home against the University of Oklahoma inside Yulman Stadium. The game will be aired live on ABC.
- The Green Wave's home schedule inside Yulman Stadium includes non-conference matchups against Oklahoma (Sept. 4), Morgan State (Sept. 11) and UAB (Sept. 25). Tulane also will welcome league opponents Houston (Oct. 7), Cincinnati (Oct. 30), Tulsa (Nov. 13) and USF (Nov. 20). The seven home games this season are the most at Yulman Stadium since the venue opened in 2014.

UNDER PRESSURE

- The Green Wave finished the 2020 campaign first in the American Athletic Conference as a team with 36.0 sacks.
- The Green Wave also ranked third in the league and 31st nationally in interceptions, finishing with 12.
- Tulane ranked third in The American and 26th nationally in passes defended with 63.

IMMEDIATE IMPACT

- True freshman Michael Pratt became just the seventh true freshman to start at quarterback since 1975. Pratt became the first true freshman to earn a win as a starter since 1985 (Terrence Jones

in 1985 was the last). His 20 touchdown passes are the most by a true freshman in program history.

ANOTHER STRONG RECRUITING CLASS

- During the signing period, Tulane secured another impressive recruiting class, as it landed 18 players all of whom earned three-star ratings from various recruiting sites.
- The Green Wave's 2020 class ranked ninth in terms of freshman production according to Pro Football Focus.
- The Green Wave's 2021 signing class ranked among the nation's Top 75 according to ESPN.com.

GLOVER IN THE RECORD BOOKS

- Redshirt senior kicker Merek Glover has put himself in the Tulane record books with his play.
- Glover will come into the 2021 season ranked third in career scoring. He need just 39 points to pass Seth Marler (1999-02) as the school's all-time leading scorer. He also ranks second in career field goal percentage (.741), eighth in field goals attempted (54), tied for sixth in career field goals made (40) and is the all-time leader in point after tries made (175).
- Glover came to Tulane as a walk-on and was nominated for the 2019 Burlsworth Trophy, which is given to the most outstanding football player that started their career as a walk-on.

RUNNING DEEP AT RUNNING BACK

- The Tulane running back room will be one of the deepest in the country as it returns redshirt freshman Tyjae Spears and redshirt sophomores Cam Carroll and Ygenio Booker. The returning running backs combined for 1,056 rushing yards and 14 rushing touchdowns in 2020.
- The Green Wave will return nearly half of their rushing yards from running backs (47.5 percent) during the 2020 season.

HOMETOWN BOYS

- Located in the iconic city of New Orleans, the Tulane football team has made a habit of keeping its local players at home. The 2021 roster features seven student-athletes who hail from New Orleans.
- Defensive lineman **Angelo Anderson** (John Curtis), wide receiver Luke Besh (Jesuit), offensive lineman **Corey Dublin** (Jesuit), quarterback **Justin Ibieta** (Country Day School), offensive lineman **Cameron Jackel** (Archbishop Shaw), offensive lineman **Colby Orgeron** (John Curtis), tight end **Connor Prouet** (Jesuit), offensive lineman **Josh Remetich** (Holy Cross), wide receiver **Cyron Sutton** (Lake Area New Tech) and Rodrek Williams II (De La Salle) all played high school football in New Orleans.

SAMPLE AND JOHNSON DRAFTED; THREE OTHERS EARN ROSTER SPOTS

- Former Tulane University defensive players Cameron Sample and Patrick Johnson were taken in the fourth and seventh rounds by the Cincinnati Bengals and Philadelphia Eagles, respectively.
- Their selections mark the fifth consecutive season a Green Wave student-athlete has been taken in the NFL Draft. Sample and Johnson also became the 145th and 146th Tulane players chosen in the NFL Draft in program history, respectively.

RETURNING STATISTICAL LEADERS

RUSHING:	ATT.	YARDS	AVG.	TDS		
Cameron Carroll	122	741	6.1	12		
Tyjae Spears	37	274	7.4	2		
PASSING:	ATT.	COMP	INT.	TDS	YARDS	PCT.
Michael Pratt	254	140	8	20	1806	55.1
RECEIVING:	REC.	YARDS	AVG.	AVG/GAME	TDS	
Duece Watts	31	512	16.5	28.2	6	
Jha'Quan Jackson	31	425	13.7	35.4	8	
Tyrick James	18	202	11.2	16.8	3	
TACKLES:	TOTAL	SOLO	ASST.	INT.	SACKS	TFL (YDS)
Dorian Williams	98	65	33	0	4.5	16.5 (46)
Nick Anderson	88	56	32	0	3.5	10.5 (35)
Marvin Moody	72	40	32	0	0.5	6.5 (20)
Larry Brooks	58	46	12	3	0	1.0 (5)
Kevin Henry	48	31	17	0	1.0	7.0 (24)



BREAKDOWN BY CLASS

Seniors (10):

DL, JoJo Dorceus; OL, Corey Dublin; PK, Merek Glover; LB, Kevin Henry; DB, Ajani Kerr; LB, Marvin Moody; CB, Jaylon Monroe; S, Derrion Rakestraw; WR, Cyron Sutton; WR, Jaetavian Toles.

Juniors (18):

LB, Nick Anderson; S, Larry Brooks; RB, Devin Brumfield; S, Macon Clark; OL, Joey Claybrook; OL, Cameron Jackel; TE, Tyrick James; NT, Jeffery Johnson; TE, Keitha Jones Jr.; TE, Connor Prouet; OL, Timothy Shafter; DE, Torri Singletary Jr.; LS, Matt Smith; DE, Alfred Thomas; TE, Will Wallace; WR, Duece Watts; WR, Phat Watts; P, Ryan Wright. WR, Shae Wyatt.

Sophomores (14):

RB, Ygenio Booker; RB, Cameron Carroll; TE, Christian Daniels; DE, Carlos Hatcher; OL, Nik Hogan; WR, Ryan Thompson; DE, Noah Seiden; PK, Casey Glover; LB, Dorian Williams; WR, Jha'Quan Jackson; DB, Lance Robinson; OL, Sincere Haynesworth; K, Graham Dable; OL, Hayden Shook.

Redshirt Freshmen (14):

DB, Levi Williams; QB, Cameron Darte; DB, Kiland Harrison; RB, Tyjae Spears; S, Jonathan Mestayer II; RB, Josh Coltrin; JOK, Darius Hodges; JOK, Armoni Dixon; LS, Ethan Hudak; OL/DL, Caleb Thomas; OL, Colby Orgeron; OL, Jackson Fort; WR, Tyrek Presley; DL, Eric Hicks Jr. CB, DJ Douglas.

Freshmen (62):

DL, Angelo Anderson; QB, Michael Pratt; RB, Iverson Celestine; QB, Kai Horton; QB, Justin Ibieta; WR, T.J. Huggins; DB, Rudy Dyson; WR, Jeff Nwankwo; LB, Matthew Remondet; WR, Matthew Redmond; S, Gabe Liu; S, Jean-Jacques Hunter; WR, Lucas Desjardins; DB, Kolby Phillips; DB, Kavaris Hall; DB, Shi'Keem Laister; RB, Mason Courtney; LB, Austin Sybrandt; DB, Jadon Canady; DB, Reggie Neely; CB, Bailey Despanie; S, Ford Dickerson; LB, Jesus Machado; LB, Mandel Eugene Jr.; WR, Trevor Evans; CB, Brandon Kim; CB, Rodrek Williams II; WR, Michael Lavergne; WR, Jackson Portis-Escoto; CB, Rishi Rattan; DL, Michael Lunz; RB, Charles Schibler; WR, Luke Besh; LB, Corey Platt Jr.; LB/S, Aidan McCahill; LB, Keith Cooper Jr.; TE, Jonathan Kahn; LS, Jackson Schmelter; LB, Andrew Wilks; DL, Logan Ambroz; P, Bobby Noel; DL, Dwane Tillis Jr. DL, Noah Taliancich; LB, Hayden Beal; LB, Jack Collins; OL, Ethan Marcus OL, Hutson Lillibridge; OL, Josh Remetich; OL, Rashad Green; OL, Matt Lombardi; OL, Trey Tuggle; OL, Joseph Solomon; WR, Reed Rutkowski; WR, Bryce Bohanon; TE, Reggie Brown; TE, Dvean Deal; K, Kriston Esnard; DL, Elijah Champaigne; DL, Adonis Friloux; DL, Parker Peterson.

FUTURE NON-CONFERENCE OPPONENTS

2022

Sept. 3 – Massachusetts
Sept. 10 – Alcorn State
Sept. 17 – at Kansas State
Sept. 24 – Southern Mississippi

2023

Sept. 9 – Ole Miss
Sept. 16 – at Southern Mississippi
Sept. 23 – South Alabama
Oct. 7 – Mississippi State

2024

Aug. 31 – Southeast Louisiana
Sept. 7 – Kansas State
Sept. 14 – at Oklahoma
Sept. 21 – Louisiana-Lafayette

* - Subject to change

RETURNING 2020 POSTSEASON AWARD WINNERS

Nick Anderson, LB

-Pro Football Focus All-America, Third Team
-Pro Football Focus All-AAC, First Team
-Phil Steele All-AAC, Third Team

Larry Brooks, DB

-Phil Steele All-AAC, Third Team
-Pro Football Focus All-AAC, Honorable Mention

Cameron Carroll, RB

-Pro Football Focus All-AAC, First Team
-Phil Steele All-AAC, Third Team

Joey Claybrook, OL

-All-AAC, Honorable Mention
-Phil Steele All-AAC, Third Team

Macon Clark, DB

-Phil Steele All-AAC, Third Team
-Pro Football Focus All-AAC, Honorable Mention

Corey Dublin, OL

-All-AAC, Second Team
-Phil Steele All-AAC, Second Team
-Pro Football Focus All-AAC, Second Team

Merek Glover, K

-Pro Football Focus All-AAC, Third Team

Sincere Haynesworth, OL

-All-AAC, Second Team
-Phil Steele All-AAC, Second Team

Sincere Haynesworth, OL (CONT.)

-Pro Football Focus All-AAC, First Team

Ethan Hudak, LS

-Phil Steele All-AAC, Second Team

Jha'Quan Jackson, WR/PR/KR

-Pro Football Focus All-AAC, Second Team (WR)
-Pro Football Focus All-AAC, Third Team (KR/PR)
-Phil Steele All-AAC, Third Team (PR)

Jeffery Johnson, DL

-Phil Steele All-AAC, Third Team

Michael Pratt, QB

-247Sports.com Freshman All-America
-Pro Football Focus All-AAC, Honorable Mention

Noah Seiden, DL

-Pro Football Focus All-AAC, Third Team

Dorian Williams, LB

-All-AAC, Second Team
-Phil Steele All-AAC, First Team
-Pro Football Focus All-AAC, Second Team

Duece Watts, WR

-Phil Steele All-AAC, Third Team

Ryan Wright, P

-All-AAC, First Team
-Phil Steele All-AAC, First Team

1

Willie Fritz is the ONLY Tulane football head coach to have appeared in three straight bowl games in program history.

20

Tulane quarterback Michael Pratt threw for 20 touchdowns in 10 appearances. His 20 touchdown passes were the most in The American and were the most at the FBS level by a true freshman.

263

Tulane's 16 returning starters have combined for 263 career starts.

TULANE IN THE 2020 AMERICAN ATHLETIC CONFERENCE/NCAA RANKINGS (2020 RANKINGS)

Category	Avg.	AAC	NCAA
Scoring Offense	34.7	4th	22nd
Scoring Defense	28.1	4th	57th
Total Offense	393.8	8th	63rd
Total Defense	422.0	5th	77th
Rushing Offense	217.1	1st	17th
Rushing Defense	143.3	2nd	42nd
Passing Offense	176.7	10th	109th
Passing Yards Allowed	278.7	9th	115th
Net Punting	41.21	2nd	20th
Punt Returns	12.65	3rd	17th
Kickoff Returns	24.08	3rd	22nd
Turnover Margin	.42	4th	37th
Sacks	3.17	1st	13th
Sacks Allowed	2.92	10th	104th
Tackles for Loss	8.4	1st	6th
Red Zone Offense	.851	4th	49th
Red Zone Defense	.756	4th	24th
Time of Possession	28:38	9th	95th

Bold - Ranked in the NCAA's Top 25



2021 OPPONENT FOOTBALL COMMUNICATIONS CONTACTS

Oklahoma	Mike Houck
Office	405-325-8227
E-Mail	mhouck@ou.edu
Morgan State	Leonard Haynes
Office	(443) 885-3831
E-Mail	leonard.haynes@morgan.edu
at Ole Miss	Kyle Campbell
Office	662-915-7544
E-Mail	kyle@olemiss.edu
UAB	Ted Feeley
Office	205-704-4147
E-Mail	tfeeley@uab.edu
at ECU	Tom McClellan
Office	252-737-1274
E-Mail	mcclellan@ecu.edu
Houston	Andrew Pate
Office	713-743-9969
E-Mail	arpate@central.uh.edu
at SMU	Lindsey Olsen
Office	214-768-4970
E-Mail	lmolsen@smu.edu
Cincinnati	Ryan Koslen
Office	513-497-3132
E-Mail	ryan.koslen@uc.edu
at UCF	Daniel Forcella
Office	207-650-6790
E-Mail	dforcella@athletics.ucf.edu
Tulsa	Don Tomkalski
Office	918-631-3200
E-Mail	donald-tomkalski@utulsa.edu
USF	Brian Siegrist
Office	813-9748254
E-Mail	siegrist@usf.edu
at Memphis	Michael Schroeder
Office	901-678-5787
E-Mail	michael.schroeder@memphis.edu





PROGRAM



A NEW ORLEANS TRADITION FOR OVER 125 YEARS ♦♦♦♦

TULANE FOOTBALL

**146 NFL DRAFT PICKS // 100 ALL-AMERICA SELECTIONS
EIGHT NATIONAL FOOTBALL FOUNDATION HALL OF FAMERS**



THE TULANE FOOTBALL TIMELINE »

1893 - THE BEGINNING

Tulane begins its first football season and posts its first win over LSU. The Green Wave defeated the Tigers 34-0.



105-0

1900 - THE FIRST PERFECT SEASON

Following a 0-6-1 record in 1899, the Green Wave posted its first undefeated season under head coach H.T. Summersgill. During its undefeated year, Tulane outscored opponents 105-0.

1925 - THE FIRST ALL-AMERICAN

Charles "Peggy" Flournoy becomes Tulane's first All-American in football and led the Green Wave to a 9-0-1 record in 1925.



1931 - ROSE BOWL BOUND

The Green Wave posted a perfect 11-0 regular season record and outscored opponents by a 338-35 count and earned a bid to the Rose Bowl where it would faceoff against USC.

1935 - SEC/SUGAR BOWL CHAMPS

In just its second season competing in the Southeastern Conference, Tulane posted a perfect 8-0 record and earned a bid to the first ever Sugar Bowl where it defeated Temple 20-14 at Tulane Stadium.



1949 - PRICE SETS THE STANDARD

All-American Eddie Price rushed for 1,137 yards in just nine games to lead Tulane to its third SEC title. He finished his career as the NCAA's all-time leading rusher with 3,095 career yards.



1951 - WELL REPRESENTED

Following a strong season in 1950, a school-record nine Tulane football players were selected in the 1951 NFL Draft.

1961 - THE NO. 1 OVERALL PICK

In his final season with the Green Wave, All-American Tommy Mason rushed for a SEC-record 13 touchdowns en route to being selected as the No. 1 overall pick in 1961 NFL Draft.




1967 - SUPER BOWL GLORY

Tulane alum Max McGee etched his name into NFL lore, as he scored the first-ever touchdown in Super Bowl history as a member of the Green Bay Packers.

1973 - HOME FIELD ADVANTAGE

In the 1973 season finale against LSU, the Green Wave defeated the eighth-ranked Tigers 14-0 in front of 86,598 fans - the largest crowd to ever watch a Tulane home game.





YULMAN STADIUM // 2014-PRESENT

THE HOMES OF TULANE FOOTBALL



TULANE STADIUM // 1926-1974

1980 - GOING BACK-TO-BACK

In his first season as head coach, Vince Gibson led the Green Wave to back-to-back bowl games for the first time in school history. Tulane closed out the year on a high note, winning five of its final six games.



1985 - A HALL-OF-FAME COACHING CAREER BEGINS

Tulane University turned to future Hall of Famer Mack Brown to lead the Green Wave football team in 1985. In addition to his head coaching duties, Brown who was 34 at the time of his hire, also served as the department's Athletic Director.

1996 - TULANE JOINS CONFERENCE USA

Following a 30-year stretch where Tulane competed as an Independent, the Green Wave began its first season in Conference USA.



1997 - BOWDEN BALL BEGINS UPTOWN

New head coach Tommy Bowden made an immediate impact at Tulane as he guided the Green Wave to its most wins since 1980. The Green Wave finished the year with seven wins and set 25 school and conference records.

1998 - THE BEST SEASON EVER

Following a year where the team posted the most wins in nearly two decades, the 1998 Green Wave were even better, as they finished with a 12-0 record, a Liberty Bowl Championship, a Conference USA Championship and a No. 7 ranking in the Associated Press poll.



2002 - ALOHA TULANE!

Behind a high-powered Tulane offense, which featured future NFL quarterback J.P. Losman and running back Mewelde Moore, the Green Wave earned a trip to the Conagra Hawai'i Bowl where it would defeat Hawai'i 36-28.



THE SUPERDOME // 1975-2013



2007 - FORTE' MAKES HIS MARK

Before starring for the Chicago Bears for eight seasons, Matt Forte' posted a season for the ages as he rushed for a school-record 2,127 yards and 23 touchdowns. During his memorable season, Forte' had eight 100-yard games, three 200-yard games and two 300-yard games.

2014 - A NEW HOME AND A NEW LEAGUE

Following 18 seasons as a member of Conference USA, Tulane began its first season as member of the American Athletic Conference. The Green Wave also began its first season at Yulman Stadium.



2018 - FOREVER HONORED

Tulane University honored Devon Walker prior to its season-opening matchup with Wake Forest by officially retiring his No. 18 jersey from competition among all athletic teams. The Green Wave would go on to finish the year by winning five of their last six games en route to winning a share of the American Athletic Conference West Division title and posting a victory over Louisiana-Lafayette in the AutoNation Cure Bowl.



2020 - BACK-TO-BACK BOWL WINNERS

For the first time program history, Tulane University won bowl games in back-to-back seasons, as it posted a convincing 30-13 win over Southern Miss in the 2020 Lockheed Martin Armed Forces Bowl in Fort Worth, Texas.





A WORLD CLASS EDUCATION

TULANE UNIVERSITY IS ONE OF THE WORLD'S MOST HIGHLY REGARDED INSTITUTIONS

TULANE UNIVERSITY BY THE NUMBERS

41 – TULANE'S RANKING IN THE U.S. NEWS & WORLD REPORT BEST COLLEGES POLL

61 – PERCENTAGE OF CLASSES WITH FEWER THAN 20 STUDENTS

1834 – YEAR FOUNDED

14,062 – TOTAL ENROLLMENT

\$73,000 – AVERAGE STARTING SALARY FOR TULANE ALUMNI






FACTS AND FIGURES

- Tulane offers one of the most flexible academic programs around. Students are welcome to take courses across all of our schools in any major they choose, and many double or even triple major in different fields.
- Already thinking about life after Tulane? There are **100,000+** job listings from more than **1,600** companies posted at our Career Services Center. And **56** alumni chapters nationwide connect students to externships.
- Tulane offers **100+** study abroad programs in **40+** countries.
- Home to **16** departments, **17** interdisciplinary programs, and **9** unique academic centers, the School of Liberal Arts offers over **150** service learning courses each academic year, actively engaging Tulane students in the community.
- Tulane has one of the most well-traveled student bodies in the country: **85** percent of Tulane students travel from over **300** miles away to attend school.
- Tulane ranked **No. 1** for the number of graduate students who join the Peace Corps. It ranked **5th** for undergraduate schools of its size.



NEW ORLEANS

THE NO. 1 DESTINATION CITY IN THE WORLD
-THE NEW YORK TIMES




THE FOUNDING OF NEW ORLEANS

In 1718, the Sieurs d'Iberville and de Bienville founded a port city 15 feet below sea level near the juncture of the Mississippi River and the Gulf of Mexico. The city was named La Nouvelle Orleans after Philippe, Duc d'Orleans, and centered around the Place d'Armes (Jackson Square).

The society who first inhabited the area was French in origin. However, in 1762, Louis XIV gave Louisiana to his Spanish cousin, King Charles III. Before the end of a short Spanish reign, the French Quarter suffered significant structural damage due to a fire that destroyed the city.

Much of the original French architecture was replaced by Spanish styles. Soon thereafter, Louisiana was ceded back to France and was finally sold by Napoleon Bonaparte to the United States as part of the Louisiana Purchase in 1803.



Since its infancy and through the ownership of three different nations, New Orleans has evolved into one of the most unique cities in the world. A mix of European, African, Caribbean and American influences, The Big Easy has its own atmosphere. Everything from the music to the architecture to the food is a delight to the senses.

THE FRENCH QUARTER

When most people think of New Orleans, the first thing that comes to mind is the world famous French Quarter, known to the natives as the Vieux Carre' (the old square). The Quarter is a natural gathering place for residents and visitors alike. And with a wide variety of restaurants, shops and entertainment, anyone who doesn't enjoy a trip to the Vieux Carre' simply isn't trying.

THE GARDEN DISTRICT

Just to the West of the French Quarter is the Garden District, which features a collection of beautiful and historic homes and is just minutes away from the Tulane University campus.

MARDI GRAS

No discussion about New Orleans would be complete without mentioning Mardi Gras. Perhaps the world's largest free party, Mardi Gras is a celebration that lasts for months and takes place all over New Orleans from the French Quarter to the Garden District to Uptown. More than 30 parades "roll" through different areas of the city on nearly a daily basis throughout the season. The young and the young-at-heart alike enjoy the beautiful floats and costumes, the beads, doubloons, trinkets and the wide spectrum of music that make up the revelry that culminates with "Fat Tuesday."





SPORTS CAPITAL

» HOME TO CHAMPIONSHIP-LEVEL SPORTING EVENTS

SMOOTHIE KING CENTER
Home of the New Orleans Pelicans

2022
NCAA MEN'S FINAL FOUR

2025
SUPER BOWL LIX





OF THE WORLD



THE CAESARS SUPERDOME

One of the most recognizable venues in all of sport. The Caesars Superdome opened its doors in 1975 and since then has played host to seven Super Bowls and five men's basketball Final Fours. The venue also served as the home venue for Tulane Football for 39 years.

FUTURE CHAMPIONSHIP EVENTS IN NOLA

New Orleans is home to the upcoming 2022 Men's Final and Super Bowl LIX in 2025.



WAVE BRAND WORKS

PERSONAL BRANDING - SOCIAL MEDIA AWARENESS - MARKETING



PATRICK CURRAN
CO-FOUNDER
CURRAN SPORTS



WILL BAGGETT
FOUNDER
EMERGENT EXECUTIVES



JIM CAVALE
FOUNDER & CEO
INFLCR



DAVID MELTZER
CO-FOUNDER
SPORTS 1 MARKETING

TRANSITION INTO A HEALTHY LIFESTYLE



TIFFANY AIDOO
BASKETBALL
2011



JONATHON ARTIGUES
BASEBALL
2020



RICHARD CARTHON
FOOTBALL & BASEBALL
2016



HAYDYN GIBSON
GOLF
2020



HANNAH HOLMES
BEACH VOLLEYBALL
2017

ENTREPRENEURSHIP



JON ATKINSON
CEO
THE IDEA VILLAGE



BRANDON LEBEAU
FOUNDER & OWNER
MOVN



JASON NAVARRO
FOUNDER & OWNER
4D SUPPLEMENTS



JIMMY ROUSSEL
CEO
THE NEW ORLEANS
START UP FUND



In year one of the program, Tulane Athletics formed a name, image and likeness working group to prepare Green Wave student-athletes for NIL.

In addition, Green Wave athletics worked in conjunction with its partners at the Tulane Center for Sport to present NIL programs that focused on brand management, social media awareness, entrepreneurship, financial literacy and healthy transitions.

Tulane Athletics partnered with Tulane Center Sport on new name, image and likeness initiatives to enhance student-athletes' education and personal brand.

Tulane University Athletics and the Tulane Center for Sport began execution of the department's Wave Brand Works initiative during the 2020-21 academic campaign. The cross-departmental program created and oversaw Name, Image and Likeness (NIL) programming for Tulane's student-athletes.

The partnership between the Center for Sport and Tulane Athletics provided Green Wave student-athletes with a comprehensive educational program to help equip each individual with the knowledge and expertise to maximize their NIL opportunities in a way that is compliant with NCAA legislation, as well as with federal and state laws.



GREEN WAVE

JUSTICE *for* ALL

**The Tulane Student-Athlete Advisory
Committee and Department of Athletics
lead Green Wave Justice for All in 2020-21**

The Tulane Student-Athlete Advisory Committee (SAAC) and the Department of Athletics Announced in the spring of 2020, the creation of Green Wave Justice for All, a blueprint to discuss, promote, and exemplify diversity, equity inclusion, and social justice within Tulane Athletics, Tulane University, the greater New Orleans community, the United States and throughout the world.



UNITY MARCH

Green Wave Justice for All was created by Tulane student-athletes and administrators after several discussions within the department including a Black student-athlete forum for all student-athletes and an open forum with the entire athletics department. Green Wave Justice for All centers around three main pillars: dialogue, education and change. Through department-wide student-athlete led discussions, Tulane served as a leader in the social justice movement during the 2020-21 season.

- Tulane provided its 450-plus staff members and student-athletes training in diversity, equity and inclusion throughout the 2020-21 athletics campaign with nationally recognized race and social justice speaker Jen Fry.
- The department created a DEI art piece which proudly hangs inside Vulman Stadium.
- Tulane organized an athletics Unity March and a Diversity Book Club.
- Provided voter education and registration opportunities for student-athletes and staff members.



EXCELLENCE IN ACADEMICS

- Green Wave football had 66 players post a grade point average of 3.0 or higher during the fall or spring semester.
- In May of 2021, 26 players earned their degrees.
- Tulane's football team posted the best GSR in The American.
- Tulane University student-athletes posted an average overall GSR of 95 percent, which is five percentage points above the national average and is tied for sixth overall among Football Bowl Subdivision institutions.
- Tulane's overall GSR is also tops among institutions in the American Athletic Conference and is the highest in the state of Louisiana.







COMMITMENT TO COMMUNITY SERVICE



- The Green Wave totaled the most community service hours among all Division I Athletic Departments.
- During the 2020-21 academic year, Tulane Green Wave student-athletes completed over 6,100 hours of community service.
- Each of Tulane's 17 varsity athletics team participated in at least one community service endeavor.
- Tulane finished in the Top 25 of the NCAA Helper Helper Challenge for the fifth straight year.






- In April of 2021, the Tulane University football team partnered with Sustaining Our Urban Landscape (SOUL) to give back to the New Orleans community.

- The Green Wave traveled to the lower ninth ward to assist in planting trees to bolster SOUL's mission.

- In September of 2020, Tulane University football head coach Willie Fritz and his wife Susan Fritz announced a financial contribution to United Way of Southeast Louisiana. In addition, the Green Wave football team's Wave of Change organization, a group of Tulane football players committed to social justice, announced a financial contribution to the Louisiana Power Coalition for Equity and Justice as well as United Way of Southeast Louisiana.





GREEN WAVE GAMEDAY

TULANE FOOTBALL GOES DOWN UPTOWN AT YULMAN STADIUM

Yulman Stadium, the crown jewel of the university's athletics complex, opened its gates for the first time in front of a capacity crowd on September 6, 2014, against Georgia Tech. Yulman Stadium marked the beginning of a renaissance of Tulane Athletics, which saw Green Wave football return to campus for the first time in nearly 40 years.

Tulane's new home field advantage came from the generosity of three couples in particular: Richard Yulman and his late wife Janet, Gayle and the late Tom Benson; and Jill and Avie Glazer.



FOOTBALL OFFICES



FOOTBALL FACILITY




DON & LORA PETERS ACADEMICS CENTER



SLATTEN FAMILY STRENGTH CENTER




LOCKER ROOM ENTRANCE



INSIDE YULMAN STADIUM

Construction Began:	January 2013
First Game:	September 6, 2014 Tulane vs. Georgia Tech
Capacity:	30,000
Cost:	\$73 million
Architect:	Gould Evans and Associates and Lee Ledbetter & Associate
Contractor:	Woodward Design + Build LLC
Artificial Turf:	UBU Speed Series 5M
Field Size:	92,660 square feet

LOCKER ROOM



TEAM MEETING ROOM



ATHLETIC TRAINING ROOM



ELITE LEVEL STRENGTH & CONDITIONING

Kyle Speer directs the Tulane University Athletics Strength and Conditioning program and is the head of the football team's strength and conditioning program. Speer is a Certified Strength and Conditioning Specialist with the National Strength and Conditioning Association and is member of the Collegiate Strength and Conditioning Coaches Association. He brings 25 years of experience to his position. Since taking over the Tulane Football Strength and Conditioning program, it's not uncommon for former Green Wave football players to return to campus to train with Speer and his staff.

KYLE SPEER



THE STAFF



JUSTIN SMITH



JAY MARKS



BEN MOORTGAT

"Coach Speer and the strength and conditioning staff helped me a lot. They had all the resources a player would need for competition from stretching, eating, hydration, testing and workouts. He understood my body and modified workouts so I could be the best."

Parry Nickerson

On running the fastest time at the 2018 NFL Scouting Combine





A COMMITMENT TO NUTRITION



MICHAEL SANDOZ

The team of Michael Sandoz, Registered Dietitian, and Chantelle Boucher, Assistant Strength and Conditioning Coach are on a continuous mission to provide nutrition education to Tulane University student-athletes and give them the proper tools that are necessary to perform at the highest level.



CHANTELLE BOUCHER





ELITE LEVEL MEDICAL CARE

GREEN WAVE STUDENT-ATHLETES ARE TREATED AT THE NATIONALLY RECOGNIZED CENTER FOR SPORT AT TULANE UNIVERSITY



THE CENTER FOR SPORT AT TULANE UNIVERSITY

The Center for Sport is devoted to providing world-class service to athletes at all levels and ages with a 360-degree approach.

The Center's work for athletes includes medical and health services, training programs and social outreach. Future plans include the addition of legal and business programs designed to support players and other sport-focused initiatives such as biomedical device engineering.

Through this approach, the Center is able help athletes excel in their sport and improve the emotional and physical lives of current and former athletes.

No entity embodies the work and mission of the Center for Sport more than the Tulane University Department of Intercollegiate Athletics — a "living lab" where athletics and academics meet. Services and programs developed at the Center for Sport are

aided by working closely with student athletes and staff in the Department of Athletics.

This relationship allows the Center for Sport to provide additional resources and opportunities to student athletes for achieving competitive success and personal growth through sportsmanship.

NFL NEUROLOGICAL CARE PROGRAM DESIGNATION

The Center for Sport is actively involved in programs funded by the NFL Player Care Foundation and NFL Players Association to provide medical services to current and former NFL players. The Tulane Medical Center is one of five centers nationwide providing a team of neurological specialists to the NFL Neurological Care Program. This program assists retired NFL players by facilitating access to and coordinating care with these specialists, who conduct comprehensive evaluations and can offer treatment for potential neurological conditions.

NFLPA TRUST BRAIN & BODY PROGRAM

The Trust (powered by the NFLPA) offers medical/wellness programs designed to assess health needs and provide world-class medical services to former NFL players.

NFL PLAYER CARE FOUNDATION HEALTHY BODY & MIND SCREENING PROGRAM

In partnership with the Tulane School of Medicine, the NFL Player Care Foundation (PCF) conducts the Healthy Body and Mind Screening Program, a free national screening program open to all former NFL players.

The screening includes a series of confidential cardiovascular and prostate screenings as well as mental health resources and education.

These screenings are part of PCF's research programs, which help to advance public awareness and scientific understanding of health issues that affect former NFL players.



LOCATED JUST STEPS AWAY FROM YULMAN STADIUM, TULANE STUDENT-ATHLETES HAVE ACCESS TO SOME OF THE NATION'S BEST DOCTORS AT THE TULANE INSTITUTE OF SPORTS MEDICINE




THE TULANE ATHLETICS MEDICAL TEAM

ALBY LINDON

Assistant Athletic Director Sports Medicine


Alby Lindon joined the Tulane athletic training staff in September of 2013. His primary responsibility is providing medical coverage and overseeing all aspects of healthcare for the Green Wave's football, women's golf and sailing teams. Lindon moved over to football during the spring of 2018 after previously serving as the athletic trainer for the Wave's men's basketball program since his arrival in 2013.



RYAN LARKIN

Assistant Athletic Trainer Sports Medicine

Ryan Larkin was promoted to assistant athletic trainer with the Green Wave football program in May 2019 after serving as a graduate assistant for two years. After arriving as a graduate assistant in July 2017, Larkin worked directly with Tulane's women's tennis and football programs.



MICHAEL J. O'BRIEN, MD

Dr. Michael O'Brien received his medical degree from the Tulane University School of Medicine in 2003. After completing his Orthopaedic Surgery residency at the University of Maryland, and a Shoulder and Elbow Reconstruction fellowship at the Rothman Institute at Thomas Jefferson University in Philadelphia, he returned to New Orleans to become the Assistant Professor of Clinical Orthopaedics at Tulane. His interests include arthroscopy of the shoulder and elbow, rotator cuff disease, shoulder and total elbow replacements, sports medicine, ligament reconstruction of the knee, and fracture care in both adults and children. He practices at the Tulane Institute of Sports Medicine clinic.



GREGORY W. STEWART, MD

Dr. Gregory W. Stewart is the Chief of the Section of Physical Medicine and Rehabilitation, and the W. Kennon McWilliams Professor in Sports Medicine at Tulane University. He is a nationally recognized expert in non-operative treatment of musculoskeletal disorders in adults. He also specializes in disability prevention, rehabilitative medicine, sports medicine, and has a particular interest in sports concussion. Dr. Stewart is the director of the Sports Concussion Management Program and team physician at Tulane University. He has served as team physician for professional, collegiate and high school teams for over 25 years.




WENDELL HEARD, MD

Dr. Wendell Heard is a fellowship trained sports surgeon. His practice at the Tulane Institute of Sports Medicine is focused on minimally invasive arthroscopic surgery of the knee, shoulder and hip. Additionally, he has unique training in cartilage restoration procedures aimed at patients with pre-arthritic cartilage defects who are too young for joint replacement. He is a native New Orleanian and attended Benjamin Franklin High School. He went to college at Sewanee and returned to New Orleans for medical school at Tulane.



FELIX "BUDDY" H SAVOIE III, MD


Dr. Felix H. "Buddy" Savoie is an internationally-recognized expert in the areas of Shoulder and Elbow Surgery and Sports Medicine. Dr. Savoie came to the Tulane University School of Medicine in 2007 after Hurricane Katrina to take on the mantle of Professor of Clinical Orthopaedics, Chief of the Division of Sports Medicine, and Director of the Tulane Institute of Sports Medicine. In July 2015, he was named Chairman of the Department of Orthopaedics, and in January 2016 he was named the Ray J. Haddad Professor of Orthopaedics. Many of his patients travel to New Orleans from other parts of the country, and they include professional, college, and high school athletes, and non-athletes as well.



JACQUES COURSEAUULT

Team Physician

Dr. Jacques Courseault has plenty of experience with the Green Wave, as he worked as a Tulane assistant athletic trainer starting in 2013. A native of Pensacola, Florida, he earned his bachelor's degree from the University of West Florida in 2009 and also spent time at Rhodes College in Memphis and the University of Memphis.



ANDRE LABBÉ

Physical Therapist

Andre Labbe' joined the Green Wave in 2018 after spending the three previous years at Denver University. Originally from Yardville, New Jersey, Labbe' earned his bachelor's degree from the University of Alabama in 2016.





TULANE FOOTBALL IN BOWL GAMES

The Tulane University football team has a long history of competing in bowl games both near and far. The Green Wave made their first bowl appearance in 1932 at the Rose Bowl where they took on USC. Tulane's first bowl win came in the inaugural Sugar Bowl, which was played at Tulane Stadium back in 1935. Tulane's last bowl appearance came in 2020 when it faced Nevada in the Famous Idaho Bowl against Nevada.



THE AMERICAN

The American Athletic Conference consists of 12 prestigious institutions: the University of Central Florida, the University of Cincinnati, East Carolina University, the University of Houston, the University of Memphis, the U.S. Naval Academy (in football only), the University of South Florida Southern Methodist University, Temple University, Tulane University, the University of Tulsa, and Wichita State University (in basketball and Olympic sports).

Under the leadership of commissioner Mike Aresco, the American Athletic Conference has fashioned an impressive list of accomplishments in the competitive arena, in the classroom and in support of student-athlete welfare.

The league has produced four NCAA championship teams in addition to three New Year's Six bowl champions (UCF in 2013 and 2017; Houston in 2015), 12 NCAA individual championships, and a Rhodes Scholar. Additionally, American Athletic Conference teams have advanced to the College World Series, reached the semifinal and final rounds of the NIT, qualified for the match play round of the NCAA Men's Golf Championship and registered top-10 finishes at the NCAA Cross Country and Outdoor Track and Field championships.

The American has seen a member school claim a spot in a New Year's Six bowl five times in the league's first seven football seasons, including the 2019 campaign, when Memphis reached the Goodyear Cotton Bowl Classic. The American finished the 2019 football season with four top-25 teams; among the 10 FBS conferences, only the SEC and Big Ten had more ranked teams in the final polls.

Since the conference's reconstitution in 2013-14, teams from The American have registered top-10 national rankings in football, men's basketball, women's basketball, baseball, men's soccer, women's soccer, women's lacrosse, men's golf, men's cross country and men's track and field.

The American announced a lucrative and comprehensive media rights extension with ESPN in May of 2019, providing the conference with a stronger and more extensive presence on ESPN's primary television networks (ABC, ESPN, ESPN2, ESPNU). When the extension takes effect in the 2020-21 academic year, a minimum of 40 regular-season football telecasts and 60 regular-season men's basketball games per season will appear on those primary networks. Nearly every conference-controlled game in all sports will appear either on an ESPN network or on ESPN+. The football championship game, all rounds of the men's basketball championship, and multiple rounds of the women's basketball championship, will be on linear ESPN television networks.

American Athletic Conference teams have access to the pinnacle of college football's postseason structure. An American representative would be chosen for the College Football Playoff semifinals if it is among the top four teams in the CFP selection committee's final ranking. Otherwise, the league would place its champion in a New Year's Bowl if it is ranked higher than the champions of Conference USA, the Mid-American Conference, the Mountain West Conference and the Sun Belt Conference.

Away from the competitive arena, The American has established itself as a leader in the area of student-athlete wellness, both through the adoption of NCAA autonomous legislation on matters including full cost of attendance and nutrition. The conference, in conjunction with its Student-Athlete Advisory Committee has also launched the Pow6rful Minds campaign to improve awareness and education on mental issues and recognize the scholarly achievements of the conference's student-athletes.

THE AMERICAN BOWL LINEUP



CURE BOWL*
December 17, 2021
Orlando, Florida
TV: ESPN2



ROOFCLAIM.COM BOCA RATON BOWL*
December 18, 2021
Boca Raton, Florida
TV: ESPN



MYRTLE BEACH BOWL*
December 20, 2021
Myrtle Beach, S.C.
TV: ESPN



TROPICAL SMOOTHIE CAFE * FRISCO BOWL
December 21, 2021
Frisco, Texas
TV: ESPN



LOCKHEED MARTIN ARMED FORCES BOWL
December 22, 2021
Fort Worth, Texas
TV: ESPN



UNION HOME MORTGAGE GASPARILLA BOWL*
December 23, 2021
Tampa, Florida
TV: ESPN



HAWAII BOWL
December 24, 2021
Honolulu, Hawaii
TV: ESPN



MILITARY BOWL PRESENTED BY PERATON
December 27, 2021
Annapolis, Maryland
TV: ESPN



SERVPRO FIRST RESPONDER BOWL*
December 28, 2021
Dallas, Texas
TV: ESPN



TICKETSMARTER BIRMINGHAM BOWL*
December 28, 2021
Birmingham, Alabama
TV: ESPN



FENWAY BOWL
December 29, 2021
Boston, Mass.
TV: ESPN

** SECONDARY AGREEMENTS*

NEW YEAR'S SIX

If the American Athletic Conference Champion is the highest-ranked team among the champions of Conference USA, the Mid-American Conference, the Mountain West and the Sun Belt, it would play in the Peach or Fiesta Bowl.



New Year's Six Bowls
CHICK-FIL-A PEACH BOWL
December 30, 2021
PLAYSTATION FIESTA BOWL
January 1, 2022



THE COLLEGE FOOTBALL PLAYOFF
NATIONAL CHAMPIONSHIP
Indianapolis, Ind.
January 10, 2022
TV: ESPN



STAFF



WILLIE FRITZ

HEAD COACH | 222-107-1

Sixth Season (29th Overall) | Pittsburg State, 1983

Personal

Hometown: Shawnee Mission, Kansas

Wife: Susan

Children: Wesley, Lainie and Brooke

Education

Bachelor's - Pittsburg State, 1983

Master's of Kinesiology - Sam Houston State, 1986

Playing Experience

Pittsburg State, Defensive Back (Football), 1978-81

Pittsburg State, Point Guard (Basketball), 1979-81

Coaching Experience

1982, Pittsburg State (ST)

1983, Shawnee Mission Northwest (Kan.) High School (Asst.)

1984-85, Sam Houston State (GA)

1986, Willis (Texas) High School (Asst.)

1987-90, Coffeyville Community College (DC)

1991-92, Sam Houston State (DB/STC)

1993-96, Blinn College (HC) 4

1997-2009, Central Missouri (HC) 13

2010-13, Sam Houston State (HC) 4

2014-15, Georgia Southern (HC) 2

2016-Present, Tulane (HC) 5

Postseason Experience

1987 Jayhawk Bowl (Coffeyville CC)

1988 Jayhawk Bowl (Coffeyville CC)

1990 NJCAA Championship Game (Coffeyville CC)

1994 Mineral Water Bowl (Blinn College)

1995 NJCAA Championship Game (Blinn College)

1996 NJCAA Championship Game (Blinn College)

2001 Mineral Water Bowl (Central Missouri)

2002 NCAA Division II Playoffs (Central Missouri)

2011 NCAA FCS Championship game (Sam Houston State)

2012 NCAA FCS Championship game (Sam Houston State)

2013 NCAA FCS Playoffs (Sam Houston State)

2015 GoDaddy.com Bowl (Georgia Southern)*

2018 AutoNation Cure Bowl (Tulane)

2020 Lockheed Martin Armed Forces Bowl (Tulane)

2020 Famous Idaho Potato Bowl (Tulane)

* - Did not coach in the 2015 GoDaddy.com Bowl, but led Georgia Southern to the game.

ACTIVE DIVISION I FBS HEAD COACHES WITH 200-OR-MORE WINS

RK.	HEAD COACH	WINS
1.	Mack Brown	251
2.	Nick Saban	245
3.	Brian Kelly	242
4.	Willie Fritz	222

Tulane football head coach Willie Fritz continued his model of success in Uptown in 2020, as he guided the Green Wave to a third straight bowl appearance for the first time in program history.

The Green Wave's appearance in the 2020 Famous Idaho Potato Bowl marked the 14th bowl appearance in the 127-year history of the program. Three of those bowl appearances have occurred under Fritz's watch. Fritz's three bowl appearances are the most by any Tulane football head coach.

Fritz also has helped Tulane re-establish its presence on the professional circuit, as 19 of his former Green Wave players have seen action in the National Football League since he stepped foot on campus in 2016. Eight of his former Tulane pupils have been selected in the NFL Draft.

The 2021 season marks Fritz's 29th year as a collegiate head coach and 25th leading a NCAA program at the Division I or Division II level. Under Fritz's watch, the Green Wave have established a renewed sense of enthusiasm and a winning culture for the Green Wave. Tulane also has posted a 5-0 record against teams from the state of Louisiana during his tenure.

During the 2020 regular season, Tulane overcame numerous off the field challenges as part of the COVID-19 pandemic. Despite the pandemic, Fritz guided his team into 12 games during the season. Tulane was one of just 15 teams nationally to play in 12 or more games during the 2020 campaign. In those 12 games, Tulane faced three nationally-ranked teams and in the process, the Green Wave picked up their first win over a Top 25 team in over 30 years, as they defeated 25th-ranked Army at home.

Tulane's victory over Army was one of four wins in its final five games that propelled the Green Wave to their third straight bowl appearance.

The Green Wave once again finished the year with a strong running game, as they averaged 217.1 yards per game - a figure that ranked led in the American Athletic Conference. Defensively, Tulane ranked among the nation's best in putting pressure on the quarterback, averaging 3.17 sacks per game which led the AAC and ranked 13th nationally.

Following the 2020 regular season, Tulane had eight student-athletes recognized by The American - the most since the Green Wave joined the league in 2014. Additionally, the eight all-conference players were the most since the Green Wave put 10 on the All-Conference USA team in 1997.

In April of 2021, Tulane had two players picked in the NFL Draft, as Cameron Sample and Patrick Johnson were selected by the Cincinnati Bengals (fourth round) and the Philadelphia Eagles (seventh round), respectively.

In 2019, Fritz led the Green Wave to the best start to a season in over 20 years and came within one spot of cracking the top 25 in both the Associated Press and USA Today Coaches Poll for the first time over 20 years. The Green Wave also established a strong home field advantage under Fritz's direction in 2019, as they posted a 5-1 record inside Yulman Stadium. Tulane's 5-1 mark at home was the team's best record at Yulman Stadium since the venue opened in 2014.

Tulane's 2019 unit also featured an impressive rushing attack, which ranked 13th in the country, averaging 249.8 yards per game. The Green Wave rushing attack finished the year with a program-best 3,162 yards. Tulane closed the

year with 5,841 yards of total offense, which marked just fourth time in program history the Green Wave surpassed 5,000 yards of offense.

Tulane also finished the 2019 campaign by scoring 430 points for the season, averaging 33.1 points per game.

The Green Wave defensive unit also posted another impressive season, as they held eight of their 13 opponents under their season average in total yards and forced 16 turnovers.

Following the regular season, Tulane had four players receive All-American Athletic Conference honors for the third straight season, as Patrick Johnson, Corey Dublin, P.J. Hall and Thakarius Keyes were all honored by the league office.

Tulane's victory in the 2020 Lockheed Martin Armed Forces Bowl marked first time in program history that the Green Wave had won a bowl game in back-to-back seasons.

In April of 2020, Tulane continued its NFL Draft tradition, as the Green Wave had a pair of players selected for the second time in three years. Wide receiver Darnell Mooney and cornerback Keyes were taken in the fifth (Chicago Bears) and seventh rounds (Kansas City Chiefs), respectively. The selections of Mooney and Keyes on day three of the event marked the fourth consecutive year that a Tulane player was drafted.

Of Fritz's 222 wins, 86 have come on the NCAA Division I level (Football Bowl Subdivision and Football Championship Subdivision), and 164 of his wins have come at NCAA institutions.

In 2018, Fritz guided Tulane to its first bowl trip since 2013, a share of the American Athletic Conference title and just its sixth winning season in the last 37 years, while facing the second toughest schedule among teams from the conference.

Tulane closed the year with wins in five of its last six games to earn a share of the American Athletic Conference West Division crown and a bid to the 2018 AutoNation Cure Bowl where it would post a convincing win over in-state rival Louisiana-Lafayette to claim its fifth bowl victory in program history. Three of the Green Wave's losses in 2018 came by seven points or less.

Following the regular season, four Tulane players earned all-conference honors from The American, while eight players earned all-league recognition from Phil Steele College Football Magazine, including junior long snapper Geron Eatherly, who also earned fourth team all-America from the publication.

Under Fritz's watchful eye in 2018, Tulane's rushing attack was among the nation's best, ranking 23rd in the nation and fifth in The American, averaging 218.2 yards per game. The Green Wave rushing attack also proved to be an explosive unit, as they totaled 18 plays of 30 yards or more.

Tulane's defense also proved to be a force, as it ranked third in The American in total defense, but it was the Green Wave's ability to rush the quarterback that made the unit one of the best in the conference. In 2018, Tulane averaged just over three sacks per game (3.15), which led The American and ranked eighth nationally. Sophomore Patrick Johnson led the way for the Green Wave as he



COACH FRITZ ON...

The importance on a Tulane degree

"I think the first thing that stands out about a Tulane degree is that it is a global degree. A degree from Tulane will not only help you regionally, but nationally and internationally as well. With a student body representing all 50 states and 78 countries from around the world, our graduates are going to make worthwhile connections no matter where they are from or where they want to work. The academic reputation at Tulane speaks for itself and helps our graduates stand out in the workforce as employers truly understand the significance of a Tulane degree."

What he looks for in recruits

"The No. 1 thing we look for is character. That is a big deal for us. We talk all the time about a guy being a 'Tulane Guy'. A 'Tulane Guy' for us is someone who is strong academically, a bona fide Division I football player and also someone who makes great decisions. All of those things are very important to us when we go out and recruit someone to bring into our family."

The team's style of play

"We are a disciplined team and program. To win, you cannot beat yourself. We feel like we do a good job teaching our guys the fundamentals to help them be the very best player they can be when they have that crucial one-on-one matchup."

How to build a program

"You have to recruit the right guys, retain them and then you have to develop them as students and as people. You do not want guys who come in for a year and then leave. You want guys to come in and have a great experience for four or five years."

Attending school in New Orleans

"Our guys don't like going to school here - they love going to school here. As a Tulane student-athlete, you have an opportunity to get a world-class education, you get to play big-time college football and you get to do this in the iconic city of New Orleans. New Orleans is the No. 1 destination city in the world. There are so many great things to do here in New Orleans. It is a unique city and I think that's why there are so many Tulane graduates that live in New Orleans. They don't want to leave after they get that degree."

The program's relationship with the New Orleans Saints

"We are so blessed to have a NFL team in our city that welcomes us with open arms. Not only do the Saints do a wonderful job with us, but they also do an outstanding job with the high school programs and the park league programs throughout the city. We have access to their indoor facility, which helps us out tremendously when we need to practice indoors because of the weather. They also have great people in place with the Benson Family and head coach Sean Peyton. They have been very gracious about sharing their facilities and time with Tulane football, and we could not be more appreciative."

On the Social Justice Movement

"We have a long way to go to ensure social justice and true equality in our nation. At Tulane University, we are extremely fortunate to have a group of leaders that understands what steps are needed to ensure equality. This process truly begins with us as an athletics department and it has been so refreshing for me as a head coach to see the steps our administration has taken to engage in this movement to provide a platform for our student-athletes to voice their concerns, promote and exemplify diversity. Our social justice movement at Tulane will not go away. My wife Susan and I have made a sizable financial contribution to the Social Justice Movement."

On how Tulane will prepare student-athletes for Name, Image and Likeness

"Through our Wave Brand Works program, our student-athletes will have the opportunity to take advantage of a comprehensive and innovative program that will truly benefit each of them during the years on campus and long after in their professional careers. This program partners with the Tulane Center for Sport and provide incredible resources that our institutional leadership, our campus and our city have to offer. We have a responsibility to our student-athletes to educate them on Name, Image and Likeness and to provide them with whatever support is permissible by legislation."



THE FRITZ FAMILY

averaged nearly one sack a game (0.81), which ranked 12th in the FBS and second in The American.

The Green Wave continued their success in April of 2019, as cornerback Donnie Lewis Jr., was drafted in the seventh round by the Cleveland Browns.

The 2017 campaign saw Tulane finish the year with its highest win total since 2013 despite facing one of the nation's toughest schedules, as nine of its opponents earned invitations to bowl games. In addition, four of the Green Wave's losses came by six points or fewer.

The Green Wave earned three victories against bowl participants in 2017 while four players earned All-Conference honors. Among the players was former cornerback Parry Nickerson, who was named to the all-conference first team, and earned All-America honors from Sports Illustrated and SB Nation.

Under Fritz's direction, the 2017 squad featured an aggressive ground attack, which averaged 231.5 yards per game - a figure that ranked No. 20 nationally and fourth in The American - and an opportunistic defensive unit that recorded 19 turnovers.

The 2017 season also served as a milestone season for Fritz as he earned his 200th victory as a head coach and in the process became just the fourth active Football Bowl Subdivision head coach with 200 wins.

The program's success continued into April, as Fritz saw two of his players selected in the 2018 NFL Draft. Nickerson and defensive lineman Ade Aruna were both selected in the sixth round by the New York Jets and Minnesota Vikings, respectively.

In his first season in the Crescent City, Fritz guided Tulane to a 4-8 record and earned his first AAC victory in the team's season finale at UConn. The Green Wave posted 30 or more points in five games in 2016, four of which were in wins. Three of the eight losses were by seven points or fewer with Tulane leading in four of those games entering the fourth quarter.

Following the year, linebacker Nico Marley, defensive tackle Taniel Smart and Nickerson earned All-AAC honors. In the spring of 2017, Smart was selected in the sixth round of the NFL Draft by the Los Angeles Rams.

The Shawnee Mission, Kansas, native was named the Green Wave's 40th head coach by director of athletics Troy Dannen on Dec. 15, 2015. At that time, he brought 33 years of collegiate experience as a football student-athlete or coach to Tulane, having led teams to six combined conference championships (one at every level he had coached) and two bowl appearances. He was twice

named the national coach of the year, including the American Football Coaches Association FCS Coach of the Year in 2011 and the Liberty Mutual FCS Coach of the Year in 2012.

Fritz came to New Orleans from Georgia Southern where he spent two seasons and led the Eagles to a combined record of 17-7, a 2014 Sun Belt Conference title and the school's first-ever NCAA postseason bowl game with their berth in the 2015 GoDaddy.com Bowl. Georgia Southern concluded the 2015 regular season with an 8-4 overall record including a mark of 6-2 in conference play.

Fritz led the Eagles to a 9-3 overall record and a perfect mark of 8-0 in conference play during his first season at Georgia Southern in 2014, and was named the Sun Belt Conference Coach of the Year. However, the school's waiver claim to allow Georgia Southern to play in a bowl despite being in the second year of the NCAA's transition period was denied. Georgia Southern was the first team in NCAA history to post an undefeated conference season in its first season at the Division I FBS level.

Prior to Georgia Southern, Fritz served as head coach at Sam Houston State from 2010-13 where he led the Bearkats to back-to-back Southland Conference titles, NCAA Division I Championship game appearances in 2011 and 2012 and a third straight NCAA playoff berth in 2013.

Honored as the American Football Coaches Association Regional Coach of the Year in 2011 and 2012, Fritz was selected by the media and his peers in the Southland Conference as the league's Coach of the Year in 2011 after his team went a perfect 7-0 in conference play.

In 2011 and 2012, Sam Houston State posted the two highest single-season win totals in program history with marks of 14-1 (2011) and 11-4 (2012) and Bearkat players were showered with accolades. More than 50 earned All-Southland Conference honors under Fritz in his last four years, not including additional Player of the Year, Offensive Player of the Year, Defensive Player of the Year and Newcomer of the Year awards. All-America status from national coaching and media outlets were bestowed on 11 Sam Houston State players during his tenure.

Prior to his head coaching tenure at Sam Houston State, Fritz revitalized Central Missouri and guided the Mules to 11 winning seasons in 13 years. The NCAA Division II program's ledger included two 10-win seasons with the 2001 Mule squad earning its first postseason trip in more than 30 years.

In 2002, Central Missouri made its first-ever appearance in the NCAA Division II playoffs and was the Mid-America Athletic Association (MIAA) co-champion a year later. A 97-47 mark in 13 seasons ranks Fritz as the winningest coach in the



PROMINENT PUPILS UNDER HEAD COACH WILLIE FRITZ

Keith Traylor, DL, Coffeyville CC - Drafted 3rd RD (Broncos)
 Siran Stacy, RB, Coffeyville CC - Drafted 2nd RD (Eagles)
 Darnell Walker, DB, Coffeyville CC - Drafted 7th RD (Falcons)
 Bruce Pickens, DB, Coffeyville CC - Drafted 3rd Pick Overall (Falcons)
 Tracy Scroggins, LB, Coffeyville CC - Drafted 2nd RD (Lions)
 Shockmain Davis, WR, Blinn JC - Undrafted Free Agent (Patriots)
 Larry Davis, WR, Blinn JC
 Adren Dudley, TE, Blinn JC
 Nick Gatto, K, Blinn JC
 Mike Green, RB, Blinn JC - Undrafted Free Agent (Titans)
 Craig Koontz, DE, Blinn JC - Montreal Alouettes
 Quincy Morgan, WR, Blinn JC - Drafted 2nd RD Browns
 John David Baker, P, Blinn College - Undrafted Agent (Rams - punted in Super Bowl XXXVI)
 Michael Bishop, QB, Blinn College - Drafted 7th RD (Patriots)
 Chris Brazzell, WR, Blinn College - Drafted 6th RD (Jets)
 Jason Davis, P Blinn College - Undrafted Free Agent (Packers)
 Eric Brown, DB, Blinn College - Drafted 2nd RD (Broncos)
 Mike Brown, TE, Blinn College - Undrafted Free Agent (Bears)
 Tim Denton, DB, Blinn College - Undrafted Free Agent (Redskins)
 Shon Mitchell, RB, Blinn College - Undrafted Free Agent (49ers)
 Marcus Stanton, Blinn College - Undrafted Free Agent (Redskins)
 Colston Weatherington, DE, Central Missouri - Drafted 6th RD (Cowboys)
 Toby Korrodi, QB, Central Missouri - Undrafted Free Agent (Cardinals)
 Roderick Green, OLB, Central Missouri - Drafted 5th RD (Ravens)
 Delanie Walker, TE, Central Missouri - Drafted 6th RD (49ers)
 Todd Devoe, WR, Central Missouri - Undrafted Free Agent (Ravens)
 Dennis Gile, QB, Central Missouri - Undrafted Free Agent (Patriots)
 Tim Flanders, RB, Sam Houston State - Undrafted Free Agent (Saints)
 Daxton Swanson, DB, Sam Houston State - Undrafted Free Agent (Colts)
 Lachlan Edwards, P, Sam Houston State - Drafted 7th RD (Jets)
 PJ Hall, DE, Sam Houston State - Drafted 2nd RD (Raiders)
 Matt Breida, RB, Georgia Southern - Undrafted Free Agent (49ers)
 Antwione Williams, LB, Georgia Southern - 5th RD (Lions)
 Ironhead Gallon, LB, Georgia Southern - Undrafted Free Agent (Cardinals)
 Montay Crockett, WR, Georgia Southern - Undrafted Free Agent (Packers)
 Younghoe Koo, K, Georgia Southern - Undrafted Free Agent (Chargers)
 Garrett Frye, OL, Georgia Southern - Undrafted Free Agent (Chiefs)
 Edwin Jackson, LB, Georgia Southern - Undrafted Free Agent (Cardinals/Colts)
 Taniel Smart, DT, Tulane - Drafted 6th RD (Rams)
 Ade Aruna, DL, Tulane - Drafted 6th RD (Vikings)
 Sherman Badie, RB, Tulane - Undrafted Free Agent (Cardinals)
 Dontrell Hilliard, RB, Tulane - Undrafted Free Agent (Browns)
 Nico Marley, LB, Tulane - Undrafted Free Agent (Redskins)
 Parry Nickerson, CB, Tulane - Drafted 6th RD (Jets)
 Josh Rounds, RB, Tulane - Undrafted Free Agent (Bears)
 Lazedrick Thompson, RB, Tulane - Undrafted Free Agent (Cardinals)
 Donnie Lewis Jr., CB, Tulane - Drafted 7th RD (Browns)
 Roderic Teamer Jr., S, Tulane - Undrafted Free Agent (Chargers)
 John Leglue, OL, Tulane - Undrafted Free Agent (Broncos)
 Charles Jones II, TE, Tulane - Undrafted Free Agent (Jaguars)
 Darnell Mooney, WR, Tulane - Drafted 5th RD (Bears)
 Thakarius Keyes, CB, Tulane - Drafted 7th RD (Chiefs)
 Darius Bradwell, RB, Tulane - Undrafted Free Agent (Chargers)
 Jalen McCleskey, WR, Tulane - Undrafted Free Agent (Falcons)
 Christian Montano, OL, Tulane - Undrafted Free Agent (Steelers)
 Cameron Sample, DL, Tulane - Drafted 4th RD (Bengals)
 Patrick Johnson, DL, Tulane - Drafted 7th RD (Eagles)

program's history. He was the only coach to ever win seven or more games in eight consecutive seasons, and his victory total ranked him 15th among active Division II coaches at the time. In addition to his impressive 67.4 winning percentage with the Mules, Fritz coached his student-athletes to achieve their potential on the field and in the classroom. More than 150 Mules were recognized with All-MIAA honors with 41 first-team selections and 24 All-Americans.

Under Fritz, Central Missouri recorded a graduation rate of 84 percent with 144 MIAA Commissioner's Academic Honor Roll recipients, 14 Academic All-Region and three Academic All-Americans. For all of his accomplishments guiding Central Missouri, Fritz was honored by the school with induction into its Athletics Hall of Fame on Feb. 11, 2017.

Prior to his time at Central Missouri and Sam Houston State as a head coach, Fritz spent two different stints as an assistant coach with the Bearkats. He first served as a graduate assistant during the 1984 and 1985 seasons when he earned a master's degree in kinesiology. During that two-year stretch, Sam Houston State posted a 16-6 record and won the 1985 Gulf Star Conference championship. He returned to Sam Houston State a second time in 1991 after spending four years at Coffeyville Community College in Kansas under legendary coach Dick Foster, earning a promotion to defensive coordinator after one year. He stayed another two years to work for Coach Foster's Skip and the Red Ravens. During the 1990 season, Fritz served as the defensive coordinator where he helped guide the Red Ravens to a national title.

When Fritz was brought back to Sam Houston State in 1991 under Ron Randleman as secondary and special teams coach, he instilled an attitude of excellence on special teams that would last more than a decade. The Bearkats' "block party" racked up 80 blocked punts, field goals and extra points beginning with Fritz in 1991 and lasting through 2004.

In Fritz's first year as a full-time assistant coach at Sam Houston State in 1991, the Bearkats won the Southland Conference. That league title and an eight-win season launched Sam Houston State to the program's second-ever appearance in the NCAA Division I Football Championship.

Fritz departed Huntsville for a second time prior to the 1993 season for an opportunity to be the head coach at Blinn College, where he would turn around a program that had only five wins in its previous three seasons.

From 1993-96, Fritz and the Buccaneers would rack up 39 victories against only five losses with a tie and claim two national junior college championships. He was inducted into the NJCAA Football Hall of Fame for the environment of success he created at Blinn.

One of seven children, Fritz is the son of the late Harry Fritz, who coached the Central Missouri football team in 1952 before continuing his career as the Executive Director at the National Association of Intercollegiate Athletics (NAIA) in Kansas City. The elder Fritz also served at several colleges and universities in administration as an athletics director.

Fritz played on two conference title teams and was a four-year starter at defensive back for Randleman at Pittsburg State and remained at his alma mater as a student assistant coach in 1982. Early coaching stops included a year at Shawnee Mission Northwest (Kansas) High School in 1983 and Willis (Texas) High School in 1986, with his return to Sam Houston State for graduate school in between those years.

Fritz and his wife Susan have three children, a son and two daughters. Their son Wesley, who was married in the summer of 2019 to his wife Rebecca, is a member of the Tulane football staff and serves as the Director of Player Personnel. The couple's daughter Lainie is an elementary school teacher and sports broadcaster while their youngest daughter Brooke is a CPA for Deloitte in Houston, Texas.





RECRUIT \ RETAIN \ DEVELOP

"I like Tulane's program a lot. I like Willie (Fritz) a lot. I knew Willie before he came to Tulane and he's well thought of in football circles. They're in good hands." - **Archie Manning, College Football Hall of Famer**

"Fritz has won everywhere" - **Chris Vannini, The Athletic**



HEAD COACH

WILLIE FRITZ

A PROVEN WINNER | NJCAA HALL OF FAME INDUCTEE

222 - CAREER WINS AS A HEAD COACH

33 - FORMER PLAYERS THAT HAVE PLAYED IN AN NFL GAME

28 - YEARS AS A HEAD COACH

23 - FORMER PLAYERS HAVE BEEN DRAFTED IN THE NFL

5 - CONFERENCE CHAMPIONSHIPS

3 - CONSECUTIVE BOWL APPEARANCES

2 - NATIONAL COACH OF THE YEAR AWARDS

1 - OF FOUR ACTIVE HEAD COACHES WITH 200 OR MORE CAREER WINS

>>> Ranked among the nation's Top 15 Group of 5 coaches



FRITZ INTERVIEWED BY HIS DAUGHTER LAINIE

As A College Head Coach

Year	School	Overall	Conf/Finish	Postseason
1993	Blinn College	6-3-1	3-2-1	
1994	Blinn College	9-2	5-1	L, Mineral Water Bowl
1995	Blinn College	12-0	6-0	W, NJCAA National Championship
1996	Blinn College	12-0	7-0	W, NJCAA National Championship

As A NCAA Head Coach

Year	School	Overall	Conf/Finish	Postseason
1997	Central Missouri	5-6	4-5/6th	
1998	Central Missouri	8-3	6-3/T-3rd	
1999	Central Missouri	7-4	5-4/4th	
2000	Central Missouri	7-4	5/4/T-4th	
2001	Central Missouri	10-2	7/2/2nd	W, Mineral Water Bowl
2002	Central Missouri	10-2	8-1/2nd	L, NCAA DI First Round
2003	Central Missouri	9-2	7-2/T-1st	
2004	Central Missouri	7-4	5-4/4th	
2005	Central Missouri	7-3	5-3/5th	
2006	Central Missouri	5-6	3-6/T-6th	
2007	Central Missouri	7-4	6-3/T-3rd	
2008	Central Missouri	7-4	5-4/T-4th	
2009	Central Missouri	8-3	6-3/T-2nd	
2010	Sam Houston State	6-5	4-3/T-3rd	
2011	Sam Houston State	14-1	7-0/1st	L, NCAA DI Championship
2012	Sam Houston State	11-4	6-1/T-1st	L, NCAA DI Championship
2013	Sam Houston State	9-5	4-3/T-3rd	L, NCAA DI Second Round
2014	Georgia Southern	9-3	7-0/1st	
2015	Georgia Southern	8-4*	6-2/3rd	GoDaddy.com Bowl Champions*
2016	Tulane	4-8	1-7/6th West	
2017	Tulane	5-7	3-5/5th West	
2018	Tulane	7-6	5-3/T-1st West	Cure Bowl Champions
2019	Tulane	7-6	3-5/4th West	Armed Forces Bowl Champions
2020	Tulane	6-6	3-5/T-8th	Famous Idaho Potato Bowl
TOTAL	28 Years (Overall)	222-107-1	.674	
	24 Years (NCAA)	183-102-0	.643	

*Led Georgia Southern to a berth in the GoDaddy.com bowl but did not coach in the game

TULANE

2020

[6-6, 3-5 American]

S 12	at South Alabama	W	27-24
S 19	NAVY*	L	24-27
S 26	at Southern Miss	W	66-24
O 8	at Houston*	L	49-31
O 16	SMU*	L	37-34
O 25	at UCF*	L	51-34
O 31	TEMPLE*	W	38-3
N 7	at ECU*	W	38-21
N 14	ARMY	W	38-12
N 19	at Tulsa*	L	30-24 (2OT)
D 5	Memphis*	W	35-21
D 22	vs. Nevada	L	27-38

2019

[7-6, 3-5 American]

A 29	FIU	W	42-14
S 7	at Auburn	L	6-24
S 14	MISSOURI STATE	W	58-6
S 19	*HOUSTON	W	38-31
O 5	at Army	W	42-33
O 12	*UConn	W	49-7
O 19	*at Memphis	L	17-47
O 26	*at Navy	L	38-41
N 2	*TULSA	W	38-26
N 16	*at Temple	L	21-29
N 23	*UCF	L	31-34
N 30	*at SMU	L	20-37
J 4	vs. Southern Miss	W	30-13

2018

[7-6, 5-3 American, 1st]

A 30	WAKE FOREST	L (OT)	17-23
S 8	NICHOLLS	W	42-17
S 15	at UAB	L	24-31
S 22	at Ohio State	L	6-49
S 28	* MEMPHIS	W	40-24
O 6	* at Cincinnati	L	21-37
O 20	* SMU	L	23-27
O 27	* at Tulsa	W	24-17
N 3	* at USF	W	41-15
N 10	* EAST CAROLINA	W	24-18
N 15	* at Houston	L	17-48
N 24	* NAVY	W	29-28
D 15	ULL (Cure Bowl)	W	41-24

2017

[5-7, 3-5 American, 5th]

S 2	GRAMBLING STATE	W	43-14
S 9	* at Navy	L	21-23
S 16	at Oklahoma	L	14-56
S 23	* ARMY	W	21-17
O 7	* TULSA	W	62-28
O 14	* at FIU	L	10-23
O 21	* USF	L	28-34
O 27	* at Memphis	L	26-56
N 4	* CINCINNATI	L	16-17
N 11	* at East Carolina	W	31-24
N 18	* HOUSTON	W	20-17
N 25	* at SMU	L	38-41

2016

[4-8, 1-7 American, 6th]

S 1	at Wake Forest	L	3-7
S 10	SOUTHERN	W	66-21
S 17	* NAVY	L	14-21
S 24	UL LAFAYETTE	W (4 OT)	41-39
O 1	at UMass	W	31-24
O 14	* MEMPHIS	L	14-24
O 22	* at Tulsa	L	27-50
O 29	* SMU	L	31-35
N 5	* at UCF	L	6-37
N 12	* at Houston	L	18-30
N 19	* TEMPLE	L	0-31
N 26	* at UConn	W	38-13

GEORGIA SOUTHERN

2015

[9-4, 6-2 Sun Belt, 3rd]

S 5	at West Virginia	L	0-44
S 12	WESTERN MICHIGAN	W	43-17
S 19	THE CITADEL	W	48-13
S 26	* at Idaho	W	44-20

O 3	* at ULM	W	51-31
O 17	* NM STATE	W	56-26
O 22	* at Appalachian St.	L	13-31
O 29	* TEXAS STATE	W	37-13
N 14	* at Troy	W	45-10
N 21	at Georgia	L (OT)	17-23
N 28	* SOUTH ALABAMA	W	55-17
D 5	* GEORGIA STATE	L	7-34
GODADDY.COM BOWL			
D 23	vs. Bowling Green	W	58-27

2014

[9-3, 8-0 Sun Belt, 1st]

SUN BELT CONFERENCE CHAMPIONS

A 30	at NC State	L	23-24
S 6	SAVANNAH ST.	W	83-9
S 13	at Georgia Tech	L	38-42
S 20	* at S. Alabama	W	28-6
S 25	* APP. STATE	W	34-14
O 4	* at NM St.	W	36-28
O 11	* IDAHO	W	47-24
O 25	* at Georgia State	W	69-31
O 30	* TROY	W	42-10
N 8	* at Texas State	W	28-25
N 15	at Navy	L	19-52
N 29	* UL MONROE	W	22-16

SAM HOUSTON STATE

2013

[9-5, 4-3 Southland, 3rd]

A 31	HOUSTON BAPTIST	W	74-0
S 7	at Texas A&M	L	28-65
S 14	TEXAS SOUTHERN	W	55-17
S 21	INCARNATE WORD	W	52-21
S 28	E. WASHINGTON	W	49-34
O 12	* LAMAR	W	14-3
O 19	* at McNeese State	L	23-31
O 26	* NW ST	W	44-10
N 2	* vs. SFA #	W	56-49
N 9	* NICHOLLS ST.	W	49-24
N 16	* at Southeastern La.	L	21-34
N 23	* at Central Arkansas	L	31-49

NCAA FCS PLAYOFFS

N 30	SOUTHERN UTAH	W	51-20
D 7	at Southeastern La.	L	29-30

- at Reliant Stadium, Houston, Texas

2012

[11-4, 6-1, Southland, T-1st]

SOUTHLAND CONFERENCE CO-CHAMPIONS

S 8	INCARNATE WORD	W	54-7
S 15	at Baylor	L	23-48
S 22	* at Central Arkansas	L	20-24
S 27	at Texas Southern	W	50-6
O 6	* vs. SFA #	W	51-43
O 13	* at Nicholls St.	W	41-0
O 20	* McNEESE STATE	W	45-10
O 27	* at Lamar	W	56-7
N 3	* SOUTHEASTERN LA	W	70-0
N 10	* at NW State	W	52-17
N 17	at Texas A&M	L	28-47

NCAA FCS PLAYOFFS

D 1	CAL POLY	W	18-16
D 7	at Montana State	W	34-16
D 15	at Eastern Wash.	W	45-42
J 5	vs. NDSU @	L	13-39

- at Reliant Stadium, Houston, Texas

@ - at Frisco, Texas

2011

[14-1, 7-0 Southland, 1st]

SOUTHLAND CONFERENCE CHAMPIONS

S 1	WESTERN ILLINOIS	W	20-6
S 17	* C. ARKANSAS	W	31-10
S 24	at New Mexico	W (OT)	48-45
O 1	UTSA	W	22-7
O 8	* Stephen F. Austin#	W	45-10
O 15	* NICHOLLS ST.	W	47-7
O 22	* at McNeese State	W	38-14
O 29	* LAMAR	W	66-0
N 5	* at Southeastern LA	W	38-9
N 12	* NW STATE	W	43-17
N 19	at Texas State	W	36-14

NCAA FCS PLAYOFFS



COACHING STAFF

D 3	STONY BROOK	W	34-27
D 10	MONTANA STATE	W	49-13
D 16	MONTANA	W	31-28
J 7	NDSU@	L	6-17
# - at Reliant Stadium, Houston, Texas			
@ - at Frisco, Texas			

2010

[6-5, 4-3 Southland, 3rd]

S 4	at Baylor	L	3-34
S 18	at Western Illinois	L	14-56
S 25	GARDNER WEBB	W	30-14
O 2	* at Lamar	W	38-10
O 9	* at Nicholls	W	26-7
O 16	* SE LA	W	57-7
O 23	* vs. SFA #	L	28-31
O 30	* at NW St.	L2ot	20-23
N 6	* McNEESE STATE	L	28-33
N 13	* at Central Arkansas	W	20-13
N 20	TEXAS STATE	W	31-29
# - at Reliant Stadium, Houston, Texas			

CENTRAL MISSOURI

2009

[8-3, 6-3 MIAA T-2nd]

A 27	SW BAPTIST	W	39-28
S 3	MISSOURI S&T	W	50-13
S 12	* at Emporia State	W	24-21
S 19	* PITTSBURG STATE	W	23-14
S 26	* at Washburn	L	21-36
O 3	* TRUMAN	W	38-3
O 10	* FORT HAYS STATE	W	48-3
O 17	* at Miss. Western	L	21-36
O 24	* at Neb.-Omaha	W	49-31
O 31	* MISS. SOUTHERN	W	27-17
N 7	* at NW Missouri	L	14-56

2008

[7-4, 5-4 MIAA T-4th]

A 28	MINNESOTA STATE	W	29-9
S 4	ARKANSAS TECH	W	49-13
S 13	* at Truman	W	31-28
S 20	* WASHBURN	W	43-34
S 27	* at Pittsburg State	L	28-49
O 4	* EMPORIA STATE	W	42-14
O 11	* NW MO ST.	L	13-20
O 18	* at Miss. Southern	W	47-14
O 25	* NEB.-OMAHA	L	33-38
N 1	* MISS. WESTERN	L	41-42
N 8	* at Fort Hays St.	W	24-21

2007

[7-4, 6-3 MIAA, T-3rd]

A 23	at Minnesota State	L	14-23
S 8	CONCORDIA-ST. PAUL	W	56-24
S 15	* TRUMAN	W	27-7
S 22	* at Washburn	W	28-14
S 29	* PITTSBURG STATE	L2OT	31-38
O 6	* at Emporia State	W	38-7
O 13	* at NW Missouri	L	26-28
O 20	* MISS. SOUTHERN	W	24-23
O 27	* at SW Baptist	W	56-14
N 3	* at Missouri Southern	L	28-42
N 10	* FORT HAYS STATE	W	31-10

2006

[5-6, 3-6 MIAA, T-6th]

S 2	at Lincoln	W	78-0
S 9	DAKOTA STATE	W	52-0
S 16	* WASHBURN	L	10-14
S 23	* at Truman	L	21-24
S 30	* at Fort Hays State	W	37-14
O 7	* MISSOURI WESTERN	L	14-31
O 14	* SW BAPTIST	W	49-24
O 21	* at Miss. Southern	L	26-31
O 28	* NW MISSOURI	L	14-31
N 4	* EMPORIA STATE	W	48-21
N 11	* at Pittsburg State	L	30-35

2005

[7-3, 5-3 MIAA, 5th]

A 25	ADAMS STATE	W	14-6
S 1	LINCOLN	W	83-0
S 10	* at Washburn	L	27-42



S 17	* TRUMAN	W	69-17
O 1	* at Missouri Western	L	10-13
O 8	* at Southwest Baptist	W	45-7
O 15	* MISSOURI SOUTHERN	W	27-24
O 22	* at Northwest Missouri	L	21-31
O 29	* at Emporia State	W	21-14
N 5	* PITTSBURG STATE	W	83-21

2004

[7-4, 5-4 MIAA, 4th]

A 28	at Adams State	W	13-0
S 4	at Lincoln	W	47-0
S 11	* NORTHWEST MO. STATE	L	20-38
S 18	* at Missouri Southern	W	40-33
S 25	* SOUTHERN BAPTIST	W	48-21
O 2	* MISSOURI WESTERN	L	44-49
O 9	* at Missouri Rolla S&T	L	38-42
O 16	* at Truman	W	46-0
O 23	* WASHBURN	W	47-21
O 30	* at Pittsburg State	L	27-47
N 6	* EMPORIA STATE	W	35-33

2003

[9-2, 7-2 MIAA, T-1st]

MIAA Co-Champions

A 28	LINCOLN	W	37-13
S 11	LANGSTON	W	75-6
S 20	* at Northwest Mo. State	W	52-24
S 27	* MISSOURI SOUTHERN	W	50-7
O 4	* at Southwest Baptist	W	30-23
O 11	* at Missouri Western	L	10-27
O 18	* MISSOURI ROLLA	W	73-21
O 25	* TRUMAN	W	28-22
N 1	* at Washburn	W	49-28
N 8	* PITTSBURG STATE	L	24-28
N 15	* at Emporia State	W	28-18

2002

[10-2, 8-1 MIAA, 2nd]

A 31	at Lincoln	W	63-7
S 14	STERLING	W	72-12
S 21	* at Missouri Western	W	21-14
S 28	* EMPORIA STATE	W	41-13
O 5	* MISSOURI ROLLA	W	55-14
O 12	* at Southwest Baptist	W	35-6
O 19	* WASHBURN	W	55-21
O 26	* MISSOURI SOUTHERN	W	42-21
N 2	* at Northwest Mo State	L	7-10
N 9	* TRUMAN	W	17-3
N 16	* at Pittsburg State	W	ot 23-20

NCAA DIVISION II PLAYOFFS

N 23	at Northern Colorado	L	28-49
------	----------------------	---	-------

2001

[10-2, 7-2 MIAA, 2nd]

A 30	LINCOLN	W	24-10
S 6	OTTAWA	W	63-13
S 15	* MISSOURI WESTERN	W	34-28
S 22	* at Emporia State	W	ot 40-34
S 29	* at Missouri Rolla	W	31-10
O 6	* SOUTHWEST BAPTIST	W	49-17
O 13	* at Washburn	W	58-34
O 20	* at Missouri Southern	L	13-35
O 27	* NORTHWEST MO STATE	W	37-36
N 3	* at Truman	W	58-27
N 10	* PITTSBURG STATE	L	13-38

MINERAL WATER BOWL (Excelsior Springs, Mo.)

D 1	vs. Minnesota Duluth	W	48-17
-----	----------------------	---	-------

2000

[7-4, 5-4 MIAA, 4th]

A 31	WINONA STATE	W	45-26
S 9	QUINCY	W	75-0
S 16	* EMPORIA STATE	W	34-21
S 23	* at Pittsburg State	L	20-23
S 30	* WASHBURN	W	28-17
O 7	* at Truman	L	14-28
O 14	* at Missouri Rolla	W	33-7
O 21	* MISSOURI WESTERN	L	ot 16-23
O 28	* SOUTHWEST BAPTIST	W	41-10
N 4	* at Missouri Southern	W	35-0
N 11	* NORTHWEST MO. STATE	L	17-55

1999

[7-4, 5-4 MIAA, 4th]

A 28	at Quincy	W	60-13
S 4	WINONA STATE	W	30-24
S 18	* at Emporia State	L	12-41
S 25	* PITTSBURG STATE	L	7-14
O 2	* at Washburn	W	32-18
O 9	* TRUMAN	L	13-24
O 16	* MISSOURI-ROLLA	W	41-0
O 23	* at Missouri Western	W	35-28
O 30	* at Southern Baptist	W	49-3
N 6	* MISSOURI SOUTHERN	W	47-7
N 13	* at Northwest Mo. State	L	14-41

1998

[8-3, 6-3 MIAA, T-3rd]

S 3	NEBRASKA-OMAHA	W	42-26
S 12	ST. CLOUD STATE	W	20-16
S 19	* MISSOURI-ROLLA	W	27-0
S 26	* at Truman	W	10-7

O 3	* SOUTHWEST BAPTIST	W	34-0
O 10	* at Missouri Southern	W	20-13
O 15	* at Pittsburg State	L	13-32
O 24	* EMPORIA STATE	L	24-56
O 31	* NORTHWEST MO STATE	L	20-34
N 7	* at Washburn	W	37-0
N 14	* MISSOURI WESTERN	W	38-28

1997

[5-6, 4-5 MIAA, 6th]

S 6	at Nebraska-Omaha	L	12-41
S 13	MENLO (CALIF.)	W	53-13
S 20	* at Missouri-Rolla	W	44-14
S 27	* TRUMAN	L	2ot 34-37
O 4	* at Southwest Baptist	W	52-17
O 11	* MISSOURI SOUTHERN	W	31-10
O 18	* PITTSBURG STATE	L	ot 29-30
O 25	* at Emporia State	L	10-50
N 1	* at Northwest Mo State	L	9-41
N 8	* WASHBURN	W	20-14
N 15	* at Missouri Western	L	ot 24-27

BLINN COLLEGE

1996

[12-0, 7-0 SWJCFC]

NJCAA NATIONAL CHAMPIONS

A 31	HARDIN SIMMONS JV	W	28-7
S 7	at Cisco	W	66-7
S 21	* TYLER	W	37-13
S 28	* at Navarro	W	21-6
O 5	* CISCO	W	52-7
O 12	* at Ranger	W	50-15
O 19	* TRINITY VALLEY	W	41-6
O 26	* at Kilgore	W	24-8
N 2	* NE OKLAHOMA	W	14-7

SWJCFC PLAYOFFS

N 9	vs. Trinity Valley	W	21-0
N 16	vs. Navarro	W	43-0

MINERAL WATER BOWL

(Excelsior Springs, Mo.)

D 7	vs. Coffeyville	W	43-14
-----	-----------------	---	-------

1995

[12-0, 6-0 TJCF]

NJCAA NATIONAL CHAMPIONS

S 2	HARDIN SIMMONS JV	W	21-7
S 9	CISCO	W	56-10
S 23	* at Tyler	W	37-10
S 30	* NAVARRO	W	28-16
O 7	* at Cisco	W	35-11
O 14	* RANGER	W	40-6
O 21	* at Trinity Valley	W	24-10
O 28	KILGORE	W	45-14
N 4	* at NE Oklahoma	W	24-17

TJCF PLAYOFFS

N 11	vs. Trinity Valley	W	37-7
N 18	vs. Cisco	W	51-19

TEXAS JUNIOR COLLEGE SHRINE BOWL

(Tyler, Texas)

D 2	Hinds	W	21-14
-----	-------	---	-------

1994

[9-2, 5-1 TJCF]

S 3	at Tyler	W	28-14
S 10	RANGER	W	31-15
S 17	NAVARRO	W	42-24
S 24	at Cisco	W	42-7
O 1	* TYLER	W	41-10
O 8	* at Navarro	W	41-19
O 15	* CISCO	W	45-26
O 22	* at Ranger	W	59-30
O 29	* vs. Trinity Valley	L	23-27
N 5	* at Kilgore	W	13-9

MINERAL WATER BOWL

(Excelsior Springs, Mo.)

D 3	Hinds	L	17-19
-----	-------	---	-------

1993

[6-3-1, 3-2-1 TJCF]

S 4	TYLER	W	23-15
S 11	CISCO	W	31-21
S 18	TRINITY VALLEY	L	17-20
S 25	at Kilgore	W	17-16
O 2	* at Tyler	L	14-35



CHRIS HAMPTON

DEFENSIVE COORDINATOR

Fifth Season (14th Overall) | South Carolina, 2007

PROFILE

Hometown: Memphis, Tennessee

EDUCATION

Bachelor's – South Carolina, 2007

PLAYING EXPERIENCE

2004-07, South Carolina – Football

COACHING EXPERIENCE

2008, Arkansas State (GA)
2009-10, Georgia Tech (GA)
2011, Central Arkansas (DB)
2012-15, McNeese State (DB)
2016-19, Tulane (DB)
2020, Duke (CB)
2020-present, Tulane (Defensive Coordinator)

POSTSEASON EXPERIENCE (8)

2020	Famous Idaho Potato Bowl	Tulane*
2020	Lockheed Martin Armed Forces Bowl	Tulane
2018	AutoNation Cure Bowl	Tulane
2015	NCAA Playoffs	McNeese State
2013	NCAA Playoffs	McNeese State
2011	NCAA Playoffs	Central Arkansas
2010	Independence Bowl	Georgia Tech
2009	Orange Bowl	Georgia Tech

* - Joined the Tulane football staff in Dec. 2020 and traveled with the team to the Famous Idaho Potato Bowl, but did not serve as the defensive coordinator.

Chris Hampton is in his fifth season serving on the Green Wave coaching staff in 2021 and his first serving as the team's defensive coordinator.

Hampton spent the 2020 campaign at Duke University where he served as the Blue Devils cornerbacks coach. After spending the 2020 regular season at Duke, Hampton returned to Tulane in December of 2020 where he would coach in the Famous Idaho Potato Bowl.

In 2019, Hampton guided a defensive backs unit that ranked fifth in the American Athletic Conference (AAC) in pass defense efficiency (123.4). The Green Wave finished third in the league in interceptions (12) as safety Larry Brooks posted a team-best four picks. Tulane registered 51 pass breakups and 23 quarterback pressures, while safeties Chase Kuerschen (76) and P.J. Hall (68) led the team in tackles. Both Kuerschen and P.J. Hall combined to record 144 tackles, four interceptions, 11 pass breakups, 6.0 tackles for loss, and three forced fumbles.

During the 2018 campaign, Hampton established the Green Wave as one of the American Athletic Conference's top pass defenses, as Tulane led the nation in passes broken up.

The Green Wave also led the league and ranked first nationally in passes defended, finishing with 88. In the Green Wave's matchup with ECU, Hampton's unit was responsible for an NCAA-record 20 pass breakups.

Tulane's secondary played a major role in generating turnovers as it collected 12 interceptions which ranked fourth in The American and 40th nationally.

Following the Green Wave secondary's impressive 2018 campaign, Hampton was recognized nationally by the American Football Coaches Association (AFCA) with the 35 Under 35 Award.

Under Hampton's watch, cornerback Donnie Lewis Jr. and Roderic Teamer Jr. both received Second Team All-AAC honors. In April, both Lewis and Teamer would go on to sign NFL contracts. Lewis was drafted in the seventh round of the NFL Draft by the Cleveland Browns, while Teamer inked a free agent deal with the Los Angeles Rams.

In 2017, Hampton's cornerbacks limited opponents to 225.7 yards per game through the air, which ranked fourth in The American and in the top half of the NCAA.

Tulane cornerbacks also accounted for nine interceptions with Parry Nickerson leading the way with six.

Following the year, Nickerson would go on to earn First Team All-American Athletic Conference honors.

In his first season at Tulane, Hampton coached a defensive backfield that featured Nickerson, who earned Second Team All-AAC honors by the league's coaches and Second Team All-Louisiana from the Louisiana Sports Writers Association.

Prior to Tulane, Hampton spent the previous four years as the defensive backs coach at McNeese State.

Following the 2015 season, a total of three Cowboy defensive backs earned All-Southland Conference honors, including Defensive Player of the Year and First Team selection Wallace Scott. In addition to conference honors, Scott was named to the AFCA's FCS All-America Team while earning Defensive Player of the Year and First Team All-Louisiana honors from the Louisiana Sports Writer's Association.

In 2014, Hampton helped coach free safety Aaron Sam to First Team All-Southland Conference and All-Louisiana honors as well as fellow safety Brent Spikes who led the team in both tackles and interceptions. Spikes set a new McNeese, Southland Conference and Louisiana single game record with 148 interception return yards on three picks at Incarnate Word on Oct. 25. Those three interceptions tied a school single-game record.

In 2013, he coached Guy Morgan to First Team All-Southland Conference and All-Louisiana honors as well as Third Team All-America honors from The Sports Network.

Hampton began his coaching career as a graduate assistant at Arkansas State in 2008 and followed that up with two seasons as a graduate assistant at Georgia Tech (2009-10). He then spent one season as the safeties coach at Central Arkansas (2011) before joining the McNeese State staff.

Hampton played collegiate football at South Carolina where he was a four-year letterwinner and a two-year starter as a safety for the Gamecocks. He also earned the team's Harold White Award which is given to the player with the highest grade point average.



CHRIS HAMPTON



CHIP LONG

OFFENSIVE COORDINATOR

First Season (16th Overall) | North Alabama, 2005

PROFILE

Hometown: Birmingham, Alabama
 Wife: Kari
 Children: Lyla and Alyson

EDUCATION

Bachelor's – University of North Alabama, 2005

PLAYING EXPERIENCE

2002-05, North Alabama

COACHING EXPERIENCE

2006-07, Louisville (Graduate Assistant)
 2008-09, Arkansas (Graduate Assistant)
 2010-11, Illinois (TE)
 2012-13, Arizona State (Recruiting Coordinator/TE)
 2014-15, Arizona State (Recruiting Coordinator/TE/ST)
 2016, Memphis (OC/TE)
 2017-19, Notre Dame (OC)
 2020, Tennessee (Offensive Analyst)
 2020-present, Tulane (OC/QB)

POSTSEASON EXPERIENCE (12)

2020	Famous Idaho Bowl	Tulane*
2018	Cotton Bowl	Notre Dame
2017	Citrus Bowl	Notre Dame
2016	Boca Raton Bowl	Memphis
2015	Cactus Bowl	Arizona State
2014	Sun Bowl	Arizona State
2013	Holiday Bowl	Arizona State
2012	Fight Hunger Bowl	Arizona State
2011	Fight Hunger Bowl	Illinois
2010	Texas Bowl	Illinois
2009	Liberty Bowl	Arkansas
2006	Orange Bowl	Louisville

* - Joined the Tulane football staff in Dec. 2020 and served as the offensive coordinator for the Famous Idaho Potato Bowl.

Chip Long was hired as offensive coordinator for the Tulane football program on December 8, 2020.

Long joins the Green Wave staff after he spent the 2020 campaign serving as an offensive analyst at the University of Tennessee. Prior to his time at Tennessee, Long spent the previous three seasons as the offensive coordinator and tight ends coach at Notre Dame (2017-19), where he helped lead the Fighting Irish to a 32-6 record in that span and three final top 20 national poll rankings. The Birmingham, Alabama, native was a finalist for the 2018 Broyles Award, given annually to the nation's top assistant coach.

In addition to his three-year tenure at Notre Dame, Long also has coached at Louisville (2006-07), Arkansas (2008-09), Illinois (2010-11), Arizona State (2012-15) and Memphis (2016).

Throughout his 15-year coaching career, Long has coached 11 players that have been selected in the National Football League Draft. In addition, Long has coached in 11 bowl games.

This past season under Long's assistance, Tennessee's offensive unit continued to develop, as it posted some of its best showings in recent history, including a 464-yard effort against back on Nov. 21 against 21st-ranked Auburn. The Volunteers' 464 yards of total offense was the highest offensive output against Auburn since UT put up 502 yards in the 1997 SEC Championship. The performance also marked UT's most yards against a ranked team since a 521-yard effort against 24th-ranked Nebraska in the 2016 Music City Bowl.

As the offensive coordinator at Notre Dame, the Irish ranked in the top 25 nationally in scoring offense in 2019 (14th – 36.8 ppg) and 2017 (24th – 34.2 ppg) under Long's guidance. During Long's first season as offensive coordinator in 2017, Notre Dame ranked seventh nationally in rushing at 269.3 yards per game and set single-season school records in rushing yards (3,503) and yards per carry (6.3). Long also helped develop former Notre Dame quarterback Ian Book into one of the nation's premier quarterbacks in 2018. Book won his first nine career starts, becoming the first quarterback in program history to do so. In 2018, Book's 68.2 completion percentage set a new program record and ranked eighth in the country.

Book threw for 2,628 yards and 19 touchdowns that season and was named a semifinalist for the Maxwell Award and the Davey O'Brien Award. He was also a finalist for the Manning Award. Book was drafted by the New Orleans Saints in 2021.

Prior to Notre Dame, Long served as the offensive coordinator and tight ends coach at Memphis in 2016. The Tigers ranked in the top 20 nationally in passing offense (14th – 304.4 ypg), scoring offense (16th – 38.8 ppg), completion percentage (17th – 63.5), passing efficiency (19th – 152.53) and first downs gained (20th – 303). Memphis was one of six FBS teams to rank in the top 20 in each of those offensive categories in 2016.

Before arriving at Memphis, Long served as the tight ends coach and recruiting coordinator at Arizona State (2012-15). During that time, the Sun Devils averaged 37 points a game, finished with consecutive 10-win seasons (2013, 2014) and won the 2013 Pac-12 South crown. In his four seasons at Arizona State, the Sun Devils scored 50 or more points in 14 games. Long was recognized as one of the country's top-25 recruiters by Rivals and 247Sports in 2015.

Prior to Arizona State, Long served as the tight ends and fullbacks coach at Illinois under Ron Zook for two seasons (2010-11). From 2008-09, Long coached the tight ends as an offensive graduate assistant under Arkansas head coach Bobby Petrino. Before Arkansas, Long was a member of Petrino's Louisville staff as an offensive graduate assistant from 2006-07.

Long earned his bachelor's degree in history with minors in psychology and business administration from the University of North Alabama. Long, a wide receiver/tight end for the Lions from 2002-05, earned 2005 All-America first team and All-Gulf South Conference (GSC) first team honors. In 2010, Long was named to the GSC All-Decade Team at tight end.

Long and his wife Kari have two daughters - Lyla and Alyson.



THE LONG FAMILY



CHRIS WATT

OFFENSIVE LINE

First Season (Second Overall) | Notre Dame, 2013

PROFILE

Hometown: Glen Ellyn, Ill.

EDUCATION

Bachelor's — Notre Dame, 2013

PLAYING EXPERIENCE

2010-14, Notre Dame

2014-17, San Diego Chargers

COACHING EXPERIENCE

2019-20, Notre Dame (GA)

2021-Present, Tulane (OL)

POSTSEASON EXPERIENCE (1)

2020 Rose Bowl

Notre Dame

Chris Watt begins his first season as Tulane's new offensive line coach in 2020.

Watt arrives Uptown after spending the 2020 season as a graduate assistant at Notre Dame during the 2020 season, where he assisted with the offensive line.

The Irish finished last season with a 10-2 record and a trip to the College Football Playoff. Notre Dame's offensive line finished as the 2020 Joe Moore runner-up: an award given to the most outstanding offensive line unit in college football.

Prior to his work at Notre Dame, Watt was a mainstay on the camp circuit. He helped develop high school recruits across the Midwest and Pennsylvania. Watt also worked as the director of business development at Array Sports and Entertainment in Chicago.

During his playing days, Watt started at left guard for Notre Dame in 2011, 2012 and 2013. In the 2013 season, he alongside his offensive line compatriots only allowed eight sacks.

Watt played 47 straight games and started 34 consecutive games during his career with the Irish.

The Glen Ellyn, Ill., native was the recipient of the Pietrosante Award, given to the best student-athlete who demonstrated courage, loyalty, teamwork, dedication, and pride that resembled the late Irish fullback.

Watt received a Bachelor of Business Administration with a major in Marketing and a minor in Anthropology from Notre Dame.

Watt was selected by the San Diego Chargers in the third round of the 2014 NFL draft. He played 17 games in his professional career and started eight. He retired from the NFL due to injury in 2017.



CHRIS WATT



JAMAAL FOBBS

RUNNING BACKS

Sixth Season (19th Overall) | Oklahoma State, 2001

PROFILE

Hometown: Monroe, Louisiana
Wife: Leslie
Children: Darin and Zoe

EDUCATION

Bachelor's - Oklahoma State, 2001

PLAYING EXPERIENCE

1997-00, Oklahoma State - Football

COACHING EXPERIENCE

2003-04, Texas College (RB/WR)
2005, LSU (Asst.)
2006, NC A&T (QB)
2007-08, Southeastern (WR)
2009, Tennessee (Asst.)
2010-11, Chattanooga (RB)
2012-15, Liberty (RB/ST)
2016-Present, Tulane (RB)

POSTSEASON EXPERIENCE (8)

2020 Famous Idaho Bowl
2019 Lockheed Martin Armed Forces Bowl
2018 AutoNation Cure Bowl
2014 NCAA Playoffs
2013 NCAA Playoffs
2012 NCAA Playoffs
2009 Chick-fil-A Bowl
2005 Chick-fil-A Bowl

Tulane
Tulane
Tulane
Liberty
Liberty
Liberty
Tennessee
LSU

Jamaal Fobbs is in his sixth season as the running backs coach for the Green Wave in 2021.

In five years directing the Green Wave running back unit, Tulane's ground attack has posted five of the program's Top 10 single-season performances under Fobbs' watchful eye.

During the 2020 campaign, Fobbs oversaw the American Athletic Conference's No. 1 rushing attack, as the Green Wave averaged 217.1 yards per game. Tulane's ground game also found the endzone 32 times - a figure that ranked tied for seventh nationally.

Following the year, running back Stephon Huderson earned Second Team All-AAC honors.

In 2019, the Green Wave rushed for the most yards in Tulane football history with 3,162. The 243.2 rushing yards per game ranked second in program history. The Olive and Blue's rushing attack ranked second in The American and 11th nationally.

Fobbs led the Tulane running backs to 2,386 yards on 428 carries and 20 touchdowns. The running backs caught 55 passes for 657 yards and five touchdowns in the 2019 season. Tulane was the only team in The American to sport five different running backs with 200 yards or more on the season.

The offense ranked second in program history in rushing yards per game (243.2), rushing touchdowns (33) and rushing first downs (166). Fobbs helped the Olive and Blue rush for over 200 yards in nine games in 2019 and over 300 times four times.

Under Fobbs' direction in 2018, Tulane featured one of the top rushing attacks in the AAC, as the Green Wave rushed for 2,836 yards - the second-highest single season total in program history.

Tulane averaged 218.2 yards per game on the ground, which ranked 23rd among Football Bowl Subdivision teams and fifth in The American. The Green Wave also rushed for 29 touchdowns, which ranked third all-time in program history.

Fobbs also mentored running back Darius Bradwell, who rushed for a single-season career high 1,134 yards on the ground and 11 touchdowns. Bradwell became just the sixth Tulane running back to surpass 1,000 yards rushing in a single season. Bradwell also earned Most Valuable Player honors in the 2018 AutoNation Cure Bowl.

Tulane's rushing attack also proved to be one of the most explosive in the country as the Green Wave was tied for sixth nationally in rushes of 30 yards or more.

In 2017, Tulane excelled, rushing for 2,778 yards, 31 touchdowns and averaged 231.5 yards per game, which ranked fourth in the AAC and 20th in the nation. Fobbs' rushing attack also featured four players who totaled over 350 yards on the ground.

Dontrell Hilliard led the way for Tulane, as he totaled a single-season best 1,091 yards on the ground and finished with 12 touchdowns en route to earning All-AAC honors.

In his first season at Tulane, Fobbs guided the Green Wave's running game to more than 2,700 yards and 25 touchdowns. Tulane rushed for three or more touchdowns in a game four times, including a season-high seven in the team's first win of the season over Southern.

A New Orleans native and graduate of St. Augustine High School, Fobbs came to Tulane from Liberty University, where he served as the running backs and special teams coach

for the last four seasons. He also has coaching stops at Tennessee, North Carolina A&T, Southeastern Louisiana, LSU and Chattanooga.

At Liberty, Fobbs worked under Turner Gill and helped lead the Flames to a 29-19 overall record, a Big South Conference regular season title in 2012, a pair of co-championship finishes in 2013 and 2014 and a trip to the second round of the FCS playoffs.

During his first season at Liberty, Fobbs helped coach All-Big South running back Aldreakis Allen, who finished the year ranked No. 2 in the conference and No. 26 in the country in rushing.

Allen became the ninth player in program history to rush for 1,000 yards in a season, finishing the year with 1,019 rushing yards and 10 rushing touchdowns. Allen also was the seventh player in program history with 1,000 yards and 10 rushing touchdowns in the same year.

As a team, Liberty finished the year ranked No. 35 in the country in rushing offense (175.82 yards per game) and No. 40 in total offense (402 yards per game).

Fobbs' running backs helped play a part in Liberty winning six of its last seven games of the year en route to the program's fifth Big South title in seven seasons.

Fobbs came to Liberty after having two highly successful seasons as running backs coach at Chattanooga, where he helped the Mocs nearly double their rushing output prior to his arrival.

Chattanooga, which had rushed for 85 yards per game in 2009, averaged 148.6 rushing yards per game the past two years and rushed for 35 touchdowns.

In 2010, Fobbs was part of an offensive attack at Chattanooga that ranked No. 11 nationally in total offense (430.0 yards per game) and No. 17 in scoring offense (31.55 points per game).

Under his instruction, Mocs rookie running back Keon Williams earned Southern Conference All-Freshman honors in 2010.

Prior to his days at Chattanooga, Fobbs spent one year at Tennessee as the Vols' offensive quality control staff member. Tennessee closed out the 2009 season by winning four of its last five games and a Chick-fil-A Bowl matchup with Virginia Tech.

Fobbs was a standout running back at Oklahoma State, having earned All-Big 12 honors as an all-purpose player during his senior season in 2000.

As a return specialist, Fobbs twice finished seasons with a 20-plus yard kickoff return average, doing so as a sophomore (24.3 average in 1998) and as a junior (21.3 average in 1999). As a senior, he led the Big 12 with 22 kickoff returns, averaging 17.0 yards per return.

Fobbs graduated from Oklahoma State in 2001 with a degree in sports administration. His father, Lee, retired this offseason after 47 years of coaching, while his brother, Broderick, is the head coach at Grambling State.

Fobbs and his wife Leslie have two children - Darin and Zoe.



THE FOBBS FAMILY



BYRON DAWSON

DEFENSIVE LINE

Second Season (18th Overall) | LSU, 2003

PROFILE

Hometown: Shreveport, Louisiana

Wife: Tinisha

Children: Leah, Jayden

EDUCATION

Bachelor's – LSU, 2003

PLAYING EXPERIENCE

1998-02, LSU - Football

COACHING EXPERIENCE

2003-04, Redemptorist High School (DL)

2005-19, Evangel Christian Academy (HC/DC/DL)

2020-present, Tulane University (DL)

POSTSEASON EXPERIENCE (8)

2020	Famous Idaho Potato Bowl	Tulane
2016	Louisiana 5A D-1 State Champions	Evangel Christian Academy
2012	Louisiana 2A D-1 State Runner-Up	Evangel Christian Academy
2010	Louisiana 2A D-1 State Champions	Evangel Christian Academy
2009	Louisiana 2A D-1 State Champions	Evangel Christian Academy
2008	Louisiana 2A D-1 State Runner-Up	Evangel Christian Academy
2006	Louisiana 1A D-1 State Champions	Evangel Christian Academy
2005	Louisiana 1A D-1 State Champions	Evangel Christian Academy

Byron Dawson joined the Tulane Football team as the defensive line coach in March of 2020.

Dawson made an immediate impact in his first season Uptown.

During the 2020 campaign, Dawson's defensive line combined for 222 tackles, 45.5 tackles for loss and 24.5 sacks. Tulane's 8.4 tackles for loss per game led the American Athletic Conference and ranked sixth nationally, while the Green Wave's 3.1 sacks per game also led the league and ranked 13th overall.

In addition, Tulane held opponents to just 143.3 rushing yards per game which ranked second in the conference and 42nd nationally.

Following the season, Dawson was among four finalists for the 2020 Football Scoop Coach of the Year Award. He also was selected as an intern for the Bill Walsh Coaching Fellowship with the Los Angeles Rams in 2021. Dawson completed his internship during the Rams' organized team activities.

Tulane defensive lineman Cameron Sample and Patrick Johnson were both selected in the 2021 NFL Draft. Sample was selected in the Fourth Round by the Cincinnati Bengals, while Johnson was taken in the seventh round by the Philadelphia Eagles.

During the 2020 campaign, Sample and Johnson shined under Dawson's direction.

Sample earned First Team All-American Athletic Conference honors, was tabbed the Most Valuable Defensive Lineman in college football by Pro Football Focus and led the Football Bowl Subdivision (FBS) in hurries. Sample also was selected as the Defensive Most Valuable Player by Pro Football Focus.

Johnson was named First Team All-AAC after he ranked third in the FBS in sacks with 10.5. He would later go on to earn All-America honors from The Walter Camp Football Foundation, The Sporting News, The Football Writers Association and Phil Steele. Johnson became just the fifth Tulane football player to be honored in the 131-year history of the Walter Camp All-America team and was the first since former Green Wave cornerback Lorenzo Doss was selected back in 2013.

Prior to his arrival Uptown, Dawson spent the last 15 years as the head coach/

defensive coordinator/defensive line coach at Evangel Christian Academy in Shreveport, Louisiana. He led the Eagles to the 2016 Louisiana 5A Division 1 State Championship. Dawson's team was named the No. 1 team in the state of Louisiana and the No. 48 team in the nation after the 2016 season. Following the 2016 season, Dawson was selected as the USA Today Louisiana Coach of the Year.

During Dawson's tenure, Evangel Christian Academy reached the Louisiana State Championship seven times (2005, 2006, 2008, 2009, 2010, 2012 and 2016). He also earned the honor of AIM National Coach of the Year in 2017. In that same year, Dawson was named NFHS Louisiana Coach of the Year and McDonald's Shreveport Times Sports team of the Year.

Dawson earned All-District Coach of the Year every season from 2014-19. He received All-City Coach of the Year in Shreveport in 2015.

Dawson's teams were always packed with talent at Evangel Christian Academy. Dawson developed four Army All-Americans in Jermauria Rasco, Jerry Tillery, Micah Baskerville and Davin Cotton. Tillery was also selected in the first round of the 2019 NFL Draft by the Los Angeles Chargers. His program also produced the 2019 Big 12 Defensive Freshman of the Year in Ar'Darius Washington.

In college, Dawson was a four-year letterwinner on the defensive line at LSU. He recorded 86 tackles and four sacks as a Tiger. Dawson was coached by Nick Saban, Pete Jenkins, Will Muschamp, Karl Dunbar and Bo Davis during his time in Baton Rouge. The Tigers won the 2000 Peach Bowl, the 2001 Sugar Bowl and the 2001 SEC Championship with Dawson on the team. In 2002, he played in the Cotton Bowl and received the LSU Unsung Hero Award.

Dawson earned his bachelor's degree in general studies from LSU in 2003.

Dawson and his wife Tinisha have two children - Leah and Jayden.



THE DAWSON FAMILY



SLADE NAGLE

TIGHT ENDS

Sixth Season (20th Overall) | McNeese State, 2001

PROFILE

Hometown: Lake Charles, Louisiana
Wife: Kirby

EDUCATION

Bachelor's – McNeese State, 2001

PLAYING EXPERIENCE

1998, Clemson - Football
1999-2001, McNeese State - Football

COACHING EXPERIENCE

2002-03, Northwestern State (GA)
2004-05, Dodge City CC (Kansas) (QB)
2006-09, Northwestern State (QB/WR)
2009, LSU (ST)
2010, Texas State (OC/QB)
2011, Central Arkansas (RB/Asst.)
2012-15, McNeese State (RB/ST)
2016-Present, Tulane (TE)

POSTSEASON EXPERIENCE (9)

2020	Famous Idaho Potato Bowl	Tulane
2019	Lockheed Martin Armed Forces Bowl	Tulane
2018	AutoNation Cure Bowl	Tulane
2015	NCAA Playoffs	McNeese State
2013	NCAA Playoffs	McNeese State
2011	NCAA Playoffs	Central Arkansas
2009	Capital One Bowl	LSU
2005	Heart of Texas Bowl (NJCAA)	Dodge City (Kansas) CC
2002	NCAA Playoffs	Northwestern State

Slade Nagle is in his sixth season as the tight ends coach for the Green Wave in 2021.

Under Nagle's leadership, Tulane's tight ends played a key role in guiding the Green Wave running game. During the 2020 campaign, Tulane running backs rushed over 2,600 yards on the ground and totaled over 4,700 yards of total offense.

Junior tight end Tyrick James also emerged as one of the Green Wave's top receivers, as he finished the year with over 200 yards receiving and caught three touchdowns. James' three receiving touchdowns ranked third on the team.

In 2019, Nagle's tight end unit helped pave the way for Tulane's offense to pile up over 5,800 yards of total offense (5,841 yards). Tyrick James ranked fourth on the team with 19 receptions and 283 yards.

In 2018, Nagle's tight end unit helped pave the way for Tulane's offense to pile up over 5,200 yards of total offense (5,214 yards).

Following the year, Charles Jones II inked a free agent contract with the Jacksonville Jaguars after he put together a strong senior campaign.

In 2017, Nagle played a key role in helping the Green Wave offensive unit surpass 4,600 yards in total offense while helping tight ends Charles Jones II and Kendall Ardoine become prominent contributors to the Tulane offensive attack.

Prior to Tulane, Nagle served as the running backs coach and special teams coordinator for the past four seasons at his alma mater, McNeese State, and helped the team to a combined record of 33-13 including a pair of 10-win seasons and two Football Championships Subdivision (FCS) playoff appearances.

During Nagle's final season at McNeese State, the Cowboys posted a 10-1 overall record, a perfect 9-0 mark en route to a Southland Conference titles and fell to Sam Houston State in the first round of the FCS playoffs. McNeese State's rushing attack averaged 233.3 yards per game (2,566 on the year) and accounted for 25 touchdowns. The Cowboys averaged 25.5 yards on kick returns and 10.29 yards on punt returns.

In 2014 under Nagle's tutelage, the Cowboys' running back corps rushed for 2,441 yards and scored 28 touchdowns while marking the second straight season the Cowboys rushed for over 2,400 yards as a unit.

Nagle helped coach McNeese special teams to a record-breaking season in 2013 where the team set a new single-season record with 1,514 kickoff return yards and three KO returns for touchdowns.

Nagle joined the Cowboy staff in the spring of 2012 after serving as running backs coach and assistant head coach at Central Arkansas. He has also had previous coaching experience at Texas State, LSU and Northwestern State.

A 2001 graduate of McNeese, Nagle played for the Cowboys for three years from 1999-2001, leading the team to two appearances in the NCAA playoffs and to a Southland Conference title. An all-conference selection during his playing time, he completed his career as the school's seventh ranked performer in total offense (4,977 yards), sixth in passing yardage (4,596), fifth in passes attempted and completed (378 of 653) and fifth in touchdown passes (35). Nagle's career completion percentage of .578 is one of the best in school history. In 2001 he quarterbacked the Cowboys to the SLC title, completing 113 of 198 passes for 1,279 yards and 14 touchdowns. During his career he had a 19-8 won-loss record as the Cowboy starting quarterback.

After graduating from McNeese, Nagle served as graduate assistant coach at Northwestern State (2002-03), as the quarterback coach at Dodge City (Kansas) Community College (2004-05), as the quarterback and wide receiver coach at Northwestern State (2006-09), as an administrative assistant working with the special teams at LSU (2009), as the co-offensive coordinator and quarterback coach at Texas State (2010) and as the running backs/assistant head coach at Central Arkansas (2011).

A native of Lake Charles, Louisiana, Nagle earned all-state and all-district (three times) honors at Barbe High where he set school records for passing. He signed with Clemson out of high school and played as a freshman before transferring to McNeese. His father, John, is a veteran football coach in the state on the college and high school level.

Nagle is married to his wife Kirby.



THE NAGLE FAMILY



JEFF CONWAY

WIDE RECEIVERS

Sixth Season (37th Overall) | NW Missouri State, 1981

PROFILE

Hometown: Knoxville, Iowa

Wife: Jolene

Children: Callie, Patsy and Bobbi

EDUCATION

Bachelor's – Northwest Missouri State, 1981

PLAYING EXPERIENCE

1978-81, Northwest Missouri State - Football

COACHING EXPERIENCE

1984, Northwest Missouri State (Asst.)

1984-85, Sam Houston State (WR)

1986-89, Lamar (QB/WR)

1990, North Shore High School (Texas) (OC)

1991-92, Missouri Western State (OC)

1993-96, Blinn College (HC)

1997, Blinn College (HC)

1998-99, New Mexico (TE)

2000-01, New Mexico (RB)

2002-03, New Mexico (WR)

2004-09, Central Missouri (WR)

2010-11, Sam Houston State (WR)

2012-15, Texas State (OC/TE/RB)

2016-Present, Tulane (WR)

POSTSEASON EXPERIENCE (10)

2020 Famous Idaho Potato Bowl
 2020 Lockheed Martin Armed Forces Bowl
 2018 AutoNation Cure Bowl
 2011 NCAA Playoffs
 2010 NCAA Playoffs
 2003 Las Vegas Bowl
 2002 Las Vegas Bowl
 1996 Mineral Water Bowl (NJCAA)
 1995 Texas JUCO Shrine Bowl (NJCAA)
 1994 Mineral Water Bowl (NJCAA)

Tulane
 Tulane
 Tulane
 Sam Houston State
 Sam Houston State
 New Mexico
 New Mexico
 Blinn College
 Blinn College
 Blinn College

Jeff Conway is in his sixth season as the wide receivers coach for the Green Wave in 2021.

Throughout his career, Conway has been a part of eight bowl games and five conference championships.

The 2020 season saw the emergence of Duece Watts and Jha'Quan Jackson, as the two combined for 14 touchdown receptions under Conway's leadership. Watts led the team in receiving yards 512, while Jackson paced the team with eight touchdown receptions.

In 2019, Tulane's receivers closed the year with 111 receptions, 1,591 yards and 12 touchdowns. Conway coached Darrell Mooney all four years of his career. Mooney finished fifth in program history in career receiving yards at 2,572. He was selected in the fifth round of the 2020 NFL Draft by the Chicago Bears.

In 2018, Conway's receivers finished the year with 120 receptions, 2,135 yards and 15 touchdowns. Under Conway's watchful eye, wide receivers Darrell Mooney and Terren Encalade both posted single-season career highs in receptions and played major roles in the Green Wave's offensive attack.

Mooney led the team with 993 yards receiving and eight touchdowns. His 20.7 yards per reception led the American Athletic Conference and ranked sixth nationally. Mooney would go on to earn All-AAC honors from Phil Steele Magazine.

During the 2017 campaign, Conway's receivers accounted for 103 receptions, 1,602 yards and eight touchdowns. In his first season at Tulane, the Green Wave had 14 different players haul in a catch with four of them grabbing touchdown catches.

Conway and head coach Willie Fritz have a storied history together that dates back to 1984 when both were in their first stints at Sam Houston State. Since then, the two have worked together at Blinn Junior College, Central Missouri, a second time at Sam Houston State and have reunited at Tulane for the fifth time over the last 30-plus years.

Prior to Tulane, Conway spent four seasons as the co-offensive coordinator, running backs and tight ends coach at Texas State under head coach Dennis Franchione.

Conway coached one of the top running backs in the Sun Belt Conference (SBC) when Robert Lowe, who finished the 2015 season rushing for 915 yards and seven touchdowns on 175 carries despite missing the final game and sitting out most of the previous game with an injury. Lowe also caught 18 passes for 145 yards and three TDs out of the backfield.

In 2014, Conway produced two of the top 10 rushing leaders in the Sun Belt, including Lowe, who went on to earn Phil Steele and College Sports Madness honors. He also was an All-SBC Third-Team selection after he became the first Bobcat since 2009 to rush over 1,000 yards after he ranked fifth among league leaders with 1,091 yards and 12 touchdowns on 185 carries. Terrence Franks also ranked 10th among SBC rushing leaders with 712 yards and eight touchdowns on 107 carries.

In 2013, Lowe earned All-SBC Second-Team honors after he ranked second among the league leaders with 945 yards and nine touchdowns on 164 carries. Chris Nutall also gained 477 yards and scored six TDs on 83 carries to rank 10th among league leaders. In his first season at Texas State, Conway tutored Second-Team All-Western Athletic Conference tight end Chase Harper, who finished the season second among Bobcat

reception leaders with 28 catches for 315 catches and yards touchdowns. In addition, running back Marcus Curry was an Honorable Mention All-WAC selection after leading the Bobcats in rushing with 685 yards and 10 touchdowns on 113 carries in 2012.

He also coached kickoff returns on special teams and produced two of the top kick returners in the nation in 2012 and 2013. In 2013, record-setting Brandon Smith ranked fifth nationally after averaging 29.9 yards per return and tied a NCAA record when he returned two kickoffs for touchdowns in the same game at UL-Lafayette.

In 2012, Jafus Gaines led the WAC in kickoff returns and ranked 10th nationally with 28.9 yards per return. Conway came to Texas State after serving as the assistant head coach and wide receivers coach at Sam Houston State during the two previous seasons when the Bearkats posted a combined record of 20-6.

Prior to his arrival at Texas State, Conway spent two seasons at Sam Houston State where he helped guide the Bearkats to a 14-1 record, a trip to the Division I Football Championship Subdivision Final and a No. 2 national ranking. The Bearkats also won the Southland Conference with a 7-0 league record. One of his receivers at Sam Houston State was 2011 SLC Offensive Player of the Year Richard Sincere, who caught 25 passes for 449 yards and rushed 120 times for 965 yards and nine touchdowns when lining up behind center in the "Wild Bearkat" formation.

Conway went to Sam Houston State after serving as the associate head coach and wide receivers coach at Central Missouri for six seasons. During that span, the Mules compiled a 41-24 record, including an 8-3 mark in 2009. Central Missouri also had four seven-win campaigns in 2004, 2005, 2007 and 2008.

He also worked six seasons as a special teams and recruiting coordinator at New Mexico, where he began his tenure coaching tight ends in 1998-99, running backs in 2000-01 and wide receivers from 2002-03. During the 2001 season as running backs coach, New Mexico enjoyed its best season in four years as the Lobos averaged 191 yards per game and produced NFL Draft selection, Jarrod Baxter.

Conway went to New Mexico from Blinn College, where he was a first-year head coach in 1997 and led the Buccaneers to an 8-3 record and a No. 14 national ranking.

He was named head coach after serving as the offensive coordinator for four seasons when Blinn posted a 47-8-1 record, won 26 consecutive games and won back-to-back national championships in 1995 and 1996.

Conway also served as the offensive coordinator at Missouri Western State in 1991 and 1992 after serving in the same capacity at Houston's North Shore High School in 1990. He began his coaching career as an assistant at his alma mater, Northwest Missouri State in the spring of 1984 before moving to Sam Houston State as a wide receivers coach in 1984-85. The Bearkats finished 8-3 both seasons and won a Gulf Star Conference championship. He also served as a quarterbacks and receivers coach at Lamar from 1986-89. Conway is a 1981 graduate of Northwest Missouri State where he earned his bachelor's degree in finance and played football as a free safety from 1978 to 1981. He was named an All-Conference selection as a senior.

A native of Knoxville, Iowa, Conway and his wife, Jolene, have three daughters: Callie, Patsy and Bobbi.



THE CONWAY FAMILY



MICHAEL MUTZ

LINEBACKERS/RUN GAME COORDINATOR

Sixth Season (24th Overall) | Colorado Mesa, 1997

PROFILE

Hometown: San Antonio, Texas

Wife: Melissa

Children: Charles Lucas and Ella Grace

EDUCATION

Bachelor's – Colorado Mesa, 1997

Master's – Southern Illinois, 2000

COACHING EXPERIENCE

1998-2000, Southern Illinois (GA)

2001-03, Fort Scott CC (Kansas) (DL/ST)

2004-05, Sam Houston State (DL)

2006-07, Missouri Southern State (DB)

2008-09, Missouri Southern State (DB/ST)

2010-11, Missouri Southern State (DC/DB)

2012, Blinn College (DC/LB)

2013, Sam Houston State (DB)

2014-15, Georgia Southern (LB)

2016-20, Tulane (LB)

2021-present, Tulane (LB/Run Game Coordinator)

POSTSEASON EXPERIENCE (6)

2020 Famous Idaho Potato Bowl

2020 Lockheed Martin Armed Forces Bowl

2018 AutoNation Cure Bowl

2015 GoDaddy Bowl

2013 NCAA Playoffs

2004 NCAA Playoffs

Tulane*

Tulane

Tulane

Georgia Southern

Sam Houston State

Sam Houston State

* - Served as the defensive coordinator for the Famous Idaho Potato Bowl.

Michael Mutz is in his sixth season as the linebackers coach for the Green Wave in 2021.

Mutz's linebackers proved to be a key part to the Green Wave defense in 2020, as the unit combined for 309 tackles, 34 tackles for loss and 9.5 sacks.

As a team, Tulane averaged 8.4 tackles for loss per game which led the American Athletic Conference and ranked sixth nationally, while the Green Wave's 3.1 sacks per game also led the league and ranked 13th overall.

Following the season, Nick Anderson earned Third Team All-America honors by Pro Football Focus. In addition, Dorian Williams earned Second Team All-AAC honors after he led the team in tackles.

In 2019, Tulane's linebackers logged 196 tackles, 18 tackles for loss and 6.5 sacks. Lawrence Graham ranked third on the team with 68 tackles and second with 7.5 tackles for loss. Tulane ranked fourth in the AAC in total defense.

Mutz's linebackers proved to be a cornerstone for the Green Wave's 2018 defense unit as they helped Tulane rank third in the American Athletic Conference in total defense.

In 2018, Tulane linebackers totaled 180 tackles, 25.5 tackles for loss and eight sacks.

In addition, three of Tulane's top four tacklers were linebackers. Zachery Harris led all Green Wave players with 95 tackles. He also recorded 12.5 tackles for loss and three sacks en route to earning Second Team All-AAC honors.

In 2017, Mutz's linebackers played a key role in helping Tulane become The American's No. 1 defense in the red zone. In addition, Tulane linebackers accounted for 180 tackles, 13.5 tackles for loss and three sacks.

Under Mutz's direction, Rae Juan Marbley led the team in total tackles (96) and tackles for loss (9.5) en route to earning Second Team All-AAC honors.

In his first season at Tulane, he coached future NFL player Nico Marley to standout senior season that earned him first-team postseason honors from the American Athletic Conference and Louisiana Sports Writers Association.

Mutz has been on the staff with head coach Willie Fritz since the 2013 season. Prior to Tulane, Mutz spent two seasons (2015-16) at Georgia Southern, where he helped the Eagles to a two-year overall record of 18-7, a combined Sun Belt Conference mark of 14-2, a GoDaddy.com Bowl Championship and a Sun Belt Championship.

In 2015, his final season at Georgia Southern, Mutz helped guide Georgia Southern to a 9-4 overall record and the school's first win in its inaugural bowl game with a 58-27 win over Bowling Green in the 2015 GoDaddy.com Bowl.

In his first season with the Eagles, Georgia Southern won the 2014 Sun Belt Championship as the Eagles' made their debut in the FBS. He coached Edwin Jackson, who was a first-team All-Sun Belt honoree and signed a free agent NFL contract with the Arizona Cardinals. Jackson was also selected to the Medal of Honor Bowl All-Star Game roster. Jackson led the Eagles with 100 total tackles while fellow linebacker made 65 stops and led the team with eight tackles for loss and three sacks.

Jackson was one of four future NFL players Mutz coached at Georgia Southern, including Antwoine Williams, Ironhead Gallon and Marcus Eligwe.

Prior to joining the Eagles, Mutz coached the Bearkat cornerbacks during the 2013 season

at Sam Houston State with Bookie Sneed earning first team All-Southland Conference and Sports Network All-America third-team honors. Sneed finished his career ranked in the Sam Houston State top-10 for interceptions with while DeAntrey Loché tied the single-season mark for interception returns for touchdowns with three.

From San Antonio, Texas, Mutz spent three years as a defensive coordinator, two at Missouri Southern State and one at Blinn College before returning to the Sam Houston State program under Fritz.

Mutz's MSSU Lions ranked at the top of the Mid-America Intercollegiate Athletics Association (MIAA) in total defense and rush defense in 2010, and held opponent defenses to the lowest first downs total in the league. The following season, MSSU posted solid numbers in the conference and ranked eighth nationally in both tackles for loss and sacks.

All-Americans on the Lions' defense included defensive tackle Brandon Williams, Missouri Southern State's career sacks leader, who was selected in the third round of the 2013 NFL draft by the Baltimore Ravens. Williams was among the 16 MIAA All-Conference team members coached by Mutz during his tenure there, along with two Lions who were honored as academic All-Americans.

Mutz was also responsible for Missouri Southern State's kickoff and kickoff return teams in 2008 and 2009. In his first year in that coaching role, the Lions led the MIAA in that statistical category with more than 1,000 kickoff return yards for an average of 23.59 yards per return, good for 17th nationally.

At Blinn, Mutz oversaw the 2012 Buccaneers' defense, coached the linebackers and was responsible for the punting unit for special teams. Seven of his student-athletes from the 2012 season went on to sign scholarships at Division I programs.

Hired at Sam Houston State by legendary coach Ron Randleman in 2004, Mutz coached the defensive line, helping the Bearkats tie for the Southland Conference lead with 16 fumble recoveries. Sam Houston State won the Southland Conference championship that season and advanced to its first-ever NCAA FCS semifinal game. Polls placed that 11-3 squad as the No. 4 team in the nation, with its highest-ever wins total and highest-ever ranking to that point.

Mutz worked his way up the coaching ranks, earning his graduate degree at Southern Illinois while serving for two years as an assistant football coach working with the defensive line and secondary. At Southern Illinois he coached Bart Scott, 2006 Pro Bowl for the Baltimore Ravens. Scott is now a fixture on the CBS NFL Pregame show.

Mutz accepted a full-time position at Fort Scott Community College in Kansas in early 2001 and was part of the coaching staff that led the Greyhounds to three-straight playoff appearances.

In addition to his on-field coaching responsibilities, Mutz coordinated the video needs for Sam Houston State in 2013 as well as for both the Southern Illinois and Fort Scott programs. He coached the punt and kickoff coverage teams at Fort Scott and also handled duties as the assistant strength coach.

A 1997 graduate of Colorado Mesa University, Mutz graduated with a degree in psychology and a minor in coaching. He and his wife Melissa have a son Charles Lucas and a daughter Ella Grace.



THE MUTZ FAMILY



JOSHUA CHRISTIAN-YOUNG

OUTSIDE LINEBACKERS

Second Season (12th Overall) | Central Missouri, 2011

PROFILE

Hometown: Columbia, Mo.

Wife: Kristin

Children: Adalyn

EDUCATION

Bachelor's – Central Missouri, 2011

Master's – Central Missouri, 2013

Master's – Georgia Southern, 2015

PLAYING EXPERIENCE

2005-08, Central Missouri – Football

COACHING EXPERIENCE

2009-13, Central Missouri (AC)

2013-15, Georgia Southern (AC)

2015-19, Army West Point (AC)

POSTSEASON EXPERIENCE (5)

2020 Famous Idaho Potato Bowl

2018 Lockheed Martin Armed Forces Bowl

2017 Lockheed Martin Armed Forces Bowl

2016 Zaxby's Heart of Dallas Bowl

2014 Sun Belt Conference Championship

2017 Commander-in-Chief Champions

2018 Commander-in-Chief Champions

Tulane

Army

Army

Army

Georgia Southern

Josh Christian-Young begins his second season at Tulane in 2021.

In his first season in Uptown, Christian-Young's defensive backs played a pivotal role in helping the Green Wave defense rank among the league's Top 5 in scoring defense, interceptions and redzone defense.

Tulane's 2020 defensive backs helped Tulane lead The American (tied for 14th overall) in passes broken up with 42. In addition, the Green Wave's 51 passes defended ranked second in the AAC and tied for 19th in the nation, while their nine interceptions ranked 35th nationally.

Christian-Young was named Tulane football's new defensive backs coach in March of 2020.

Christian-Young is a familiar face to the Green Wave coaching staff, having coached and played under Tulane head coach Willie Fritz. He joins Tulane after serving on the Army West Point defensive staff for the past five seasons from 2015-19.

During his final two seasons in West Point, New York, he coached the safeties for the Black Knights, which finished the 2019 season fifth in the nation in passing yards allowed and 30th in total defense. Christian-Young also supported Army's recruiting efforts throughout the Southern United States.

Christian-Young arrived at Army as a defensive assistant in July 2015 and was promoted to cornerbacks coach for the 2017 and 2018 seasons.

During the 2018 campaign, Army ranked eighth in the nation in total defense, limiting opponents to just 295.5 yards per game. The Black Knights also ranked 10th in scoring defense as they held foes to just 17.7 points per game.

In 2017, Army boasted the nation's 14th-best pass defense unit.

In 2018 and 2019, Christian-Young coached Elijah Riley, Mike Reynolds and Ryan Velez to All-Independent Team honors. Riley would help the Black Knights win back-to-back bowl games in the 2016 and 2017 seasons. He oversaw the offensive scout team and served as the administrator of defense and opponent personnel for Army.

Prior to his time in West Point, Christian-Young served as the cornerbacks coach at Georgia Southern from 2014-15 and worked under Fritz during that time. During his two seasons, the Eagles finished with a 16-7 record and won the 2014 Sun Belt Championship.

A two-time graduate of the University of Central Missouri, Christian-Young obtained a Bachelor of Science in history in 2011 and a Master of Arts in sociology in 2013. He also graduated with a Master of Education in higher education administration from Georgia Southern.

Christian-Young played as a strong safety at Central Missouri where he played for Coach Fritz.

Christian-Young and his wife Kristin welcomed their first born child Adalyn in June of 2021.



THE CHRISTIAN-YOUNG FAMILY



J.J. McCLESKEY

SECONDARY

Fourth Season (Fourth Overall) | Tennessee, 1992

PROFILE

Hometown: Knoxville, Tennessee

Wife: Susan

Children: Jalen and Justin

EDUCATION

Bachelor's – Tennessee, 1992

PLAYING EXPERIENCE

1990-1993, Tennessee – Football

1993-96, New Orleans Saints

1996-2000, Arizona Cardinals

COACHING EXPERIENCE

2018-Present, Tulane (Secondary)

POSTSEASON EXPERIENCE (3)

2020 Famous Idaho Potato Bowl

2020 Lockheed Martin Armed Forces Bowl

2018 AutoNation Cure Bowl

Tulane
Tulane
Tulane

J.J. McCleskey made an immediate impact in his first three seasons as the Green Wave's cornerbacks coach, as he helped establish Tulane's secondary as one of the best in the American Athletic Conference.

This past season, McCleskey's secondary unit played a pivotal role in helping the Green Wave defense rank among the league's Top 5 in scoring defense, interceptions and redzone defense.

Tulane's 2020 secondary unit led The American (tied for 14th overall) in passes broken up with 42. In addition, the Green Wave's 51 passes defended ranked second in the AAC and tied for 19th in the nation, while their nine interceptions ranked 35th nationally.

In 2019, the Green Wave's secondary snagged 12 interceptions, which ranked tied for third in The American and 31st nationally. Four of the Green Wave's 12 interceptions came from Larry Brooks. He led the team and ranked second in the conference and 23rd in the nation.

Thakarius Keyes was named Third Team All-AAC by Phil Steele Magazine and honorable mention by The America under McCleskey's tutelage. Keyes was drafted in the seventh round of the 2020 NFL draft by the Kansas City Chiefs.

In 2018, Tulane's secondary intercepted 12 passes, which ranked fourth in The American and 40th nationally. Three of the Green Wave's 12 interceptions came from the hands of Donnie Lewis Jr.

Lewis' three interceptions led the team and were tied for sixth-best in The American, while his 1.6 passes defended ranked fourth nationally and led the league. Following the year, Lewis earned Second Team All-AAC honors.

In April of 2019, Lewis was selected in the seventh round of the NFL Draft.

McCleskey also played a major role in enhancing the Green Wave's recruiting efforts. After he joined the Tulane football program as an assistant coach in January 2018 he helped the Green Wave secure their best recruiting class since 2004 (247Sports.com).

McCleskey played eight years in the NFL with the New Orleans Saints and the Arizona Cardinals from 1993-00. A versatile athlete, he spent time on offense, defense and special teams in both college and professional football. Most recently, McCleskey trained and mentored athletes on and off the field through Mental Edge Sports, which he founded in 2012.

McCleskey joined the Saints in 1994 as an undrafted free agent, and played wide receiver his first season before moving to defensive back. In his career, he totaled 44 tackles, four interceptions and two fumble recoveries, contributing on defense and special teams.

A native of Knoxville, Tennessee, McCleskey attended the University of Tennessee as a walk-on athlete and was eventually elected a team captain by his teammates as a senior. He played cornerback, safety and receiver, helping lead the Volunteers to SEC Championships in 1989 and 1990 and four bowl appearances including the Cotton Bowl, Sugar Bowl and Fiesta Bowl. He holds the distinction as being the first ever Tennessee football walk-on to be named a team captain.

A resident of Louisiana for 25 years, McCleskey founded ME Sports to train and support athletes. He coached and mentored more than 70 athletes that have moved on to play at the collegiate level. He also served as head coach of the Louisiana Bootleggers 7-on-7 squad from 2015-17. He led the Bootleggers to a second-place finish at the 7-on-7 national championship in 2015 and was a part of the program's 2014 national championship.

In 2017, McCleskey was elected into the Greater Knoxville Sports Hall of Fame.

McCleskey received his bachelor's degree political science from Tennessee in 1992. His wife, Susan, received her MBA from the Tulane A.B. Freeman School of Business in 1993. McCleskey and his wife have two sons – Jalen and Justin.



THE McCLESKEY FAMILY



KYLE SPEER

DIRECTOR OF STRENGTH AND CONDITIONING

Sixth Season (25th Overall) | Abilene Christian, 2000

PROFILE

Hometown: Marquez, Texas
Wife: Brook
Children: Kendall, Clay and Brody

EDUCATION

Bachelor's – Abilene Christian, 2000
Master's – Baylor, 2003

PLAYING EXPERIENCE

1993-97 Abilene Christian (Football)

COACHING EXPERIENCE

1997-00, Abilene Christian (Student Asst.)
2000, Arizona State (Intern)
2000-01, Baylor (GA)
2001-02, Northern Iowa (Asst. Dir. of S&C)
2002-03, Sam Houston State (Asst. Dir. of S&C)
2003-14, Sam Houston State (Director of S&C)
2014-15, Georgia Southern (Director of S&C)
2016-Present, Tulane (Director of S&C)

POSTSEASON EXPERIENCE (9)

2020	Famous Idaho Potato Bowl	Tulane
2020	Lockheed Martin Armed Forces Bowl	Tulane
2018	AutoNation Cure Bowl	Tulane
2015	GoDaddy.com Bowl	Georgia Southern
2013	NCAA FCS Quarterfinals	Sam Houston State
2012	NCAA FCS Finalist	Sam Houston State
2011	NCAA FCS Finalist	Sam Houston State
2004	NCAA FCS Semifinalist	Sam Houston State
2001	NCAA FCS Semifinalist	Northern Iowa

Honored nationally for his work with student-athletes, Kyle Speer is in his sixth season as the director of strength and conditioning (Head Football) for the Green Wave in 2021.

In his current capacity, Speer oversees the entire athletic department's strength and conditioning program. He also oversees the annual NFL Pro Day.

Last season, Speer's strength and conditioning program played a pivotal role in helping Tulane to its third straight bowl appearance. In 2018 and 2019, Speer's helped guide to back-to-back bowl wins in program history. The 2018 Green Wave earned a share of the American Athletic Conference West Division Championship.

Prior to the 2019 season, Speer played an active role in the complete redesign of the Green Wave's Slatten Family Strength Center. The \$1.2 million dollar project features all new equipment that is customized specifically for Tulane student-athletes.

A certified strength and conditioning specialist with the National Strength and Conditioning Association and a member of the Collegiate Strength and Conditioning Coaches Association, Speer brings 25 years of experience to his position.

Speer came to Tulane following two seasons at Georgia Southern where he played a key role in guiding the Eagles to 17 wins from 2014-15.

During his final season at Georgia Southern, Speer helped guide the Eagles to their first-ever bowl victory following a 58-27 win over Bowling Green.

In his first season with Georgia Southern, Speer helped the Eagles win the 2014 Sun Belt Conference Football Championship with an 8-0 league record.

In addition, Speer was instrumental in designing the new weight room in the Ted Smith Family Football Operations Center.

Prior to his time at Georgia Southern, Speer spent 12 years at Sam Houston State where he began his tenure as an assistant strength and conditioning coach.

After one season at Sam Houston State, Speer was elevated to head strength and conditioning coach and helped guide the athletics department to four Southland Conference Commissioner's Cup All-Sports titles, 17 SLC championships and seven NCAA Division I national playoff berths.

In 2006, American Football Monthly Magazine recognized him as the NCAA Division I FCS "Strength Coach of the Year" as his strength and conditioning program played an integral role in the success of Sam Houston State football.

Speer worked as assistant coach at Northern Iowa before returning to his home state.

Speer worked with Baylor's Bayano Kamani, who won a men's outdoor individual national championship in the 400m hurdles in 2001.

That same year, the Bears' men's 4x400m Relay team won the NCAA Outdoor title in a finish that put them on the top podium by one hundredth of a second. Those top finishes helped the Bears capture third place overall in the 2001 NCAA Outdoor Track and Field Championships.

In addition, Speer worked with the Arizona State strength and conditioning department before accepting a graduate assistant position at Baylor, where he would earn his Masters in Education.

A native Texan, Speer was a four-year letterman for Abilene Christian at defensive tackle.

Speer and his wife Brook have three children: daughter Kendall, and sons Clay and Brody. The family resides in Pearl River, Louisiana.



THE SPEER FAMILY



JAKE STONE

DEFENSIVE ANALYST/RECRUITING

10th Season (10th Overall) | Tulane, 2016

PROFILE

Hometown: Cleveland, Ohio

EDUCATION

Bachelor's – Tulane, 2016

Master's - Tulane, 2019

Master's - Tulane, 2020

COACHING EXPERIENCE

2012-Present, Tulane

POSTSEASON EXPERIENCE (3)

2020 Famous Idaho Potato Bowl

2020 Lockheed Martin Armed Forces Bowl

2018 AutoNation Cure Bowl

Tulane
Tulane
Tulane

Jake Stone begins his second season as the Green Wave's Defensive Analyst.

Stone, who has three degrees from Tulane, is no stranger to the team, as he has operated in several capacities with the program since 2012.

In 2020, Tulane's defense led the American Athletic Conference in sacks, as it totaled 39 on the year and averaged just over three sacks per game. In addition, Tulane ranked second in the league in yards per game, holding opponents to just 143.3 yards per game thanks to Stone's assistance.

Stone also has played a key role in developing 12 players into AAC all-conference performers over the past three years.

The Cleveland, Ohio, native began his stint as a graduate assistant in 2016 where he would spend one year, serving as a recruiting graduate assistant. The following three seasons, Stone has worked as the team's defensive graduate assistant.

During the 2018 and 2019 seasons, Tulane's defensive unit has ranked among the top five in the American Athletic Conference leaders in scoring defense and rushing defense. In addition, Stone helped direct Tulane's 2018 defensive unit to record 41 sacks.

Prior to his appointment as a graduate assistant, Stone worked at Tulane as an undergraduate operations

assistant for four years and helped in areas such as team meal coordination, on-campus recruiting and office operations, along with evaluating Tulane opponents' defenses and special teams.

Stone was a three-year letterman at University School where he played wide receiver and safety and helped his team to consecutive playoff berths in his junior and senior seasons. Stone was also a three-year letterman in basketball and track.

Since stepping on campus as a freshman in 2012, Stone has earned a Bachelor of Science in Management, a Master's of Liberal Arts and a Master's of Business Administration.

During the offseason, Stone got engaged to his girlfriend Chelsea.



THE STONE FAMILY



MICHAEL COLOSIMO

OFFENSIVE ANALYST/RECRUITING

First Season (Seventh Overall) - Cincinnati, 2015

PROFILE

Hometown: Villa Hills, Ky.

EDUCATION

Bachelor's – Cincinnati, 2015

PLAYING EXPERIENCE

2011-14, Cincinnati – Football

COACHING EXPERIENCE

2015, Pittsburgh (Offensive Assistant)

2016-18, Kentucky (Graduate Assistant/TE)

2019-20, Tennessee (Offensive Quality Control)

2021-present, Tulane (Offensive Analyst)

POSTSEASON EXPERIENCE (6)

2020 TaxSlayer Bowl

2020 Gator Bowl

2019 Citrus Bowl

2017 Music City Bowl

2016 TaxSlayer Bowl

2015 Military Bowl

Tennessee
Tennessee
Kentucky
Kentucky
Kentucky
Pittsburgh

Michael Colosimo brings six years of coaching experience to Tulane University.

Colosimo joins the Green Wave staff after he spent two years as the Offensive Quality Control Analyst for the University of Tennessee football program. During his two seasons at Tennessee, Colosimo played a key role in guiding the Volunteers back into the national spotlight and was on the staff that led UT to the 2020 TaxSlayer Bowl Championship.

Working under the direction of offensive coordinator Jim Chaney, Colosimo oversaw opponent breakdowns, handled all self-scout duties and assisted in recruiting evaluations.

Prior to his tenure at Tennessee, Colosimo spent three seasons at the University of Kentucky as a graduate assistant working closely with Coach Vince Marrow and the tight ends. During his three-year run at Kentucky, the Wildcats posted one of their most successful stints in program, winning 24 games and making three bowl appearances. The Wildcats' 2018 squad was their most successful season, as they finished No. 12 in the final Associated Press rankings.

Colosimo began his coaching career at the University of Pittsburgh where he also worked with Chaney. During his lone season at Pitt, Colosimo helped the Panthers to an 8-5 record and an appearance in the Military Bowl.

The Villa Hills, Ky., native was a two-year walk-on for the Cincinnati Bearcats in 2013 and 2014 under head coach Tommy Tuberville, where he helped the team to a 9-4 season and earn a bid to the Military Bowl against Virginia Tech in 2014. He saw significant playing time in the Military Bowl after an injury to starting quarterback, Gunner Kiel. In filling in for Kiel, Colosimo rushed for a team-high 54 yards on four carries and threw for 70 yards and a touchdown. He also joined the Bearcats baseball roster for a season.

Colosimo earned a degree in marketing from Cincinnati in 2015. He is the son of Dr. Angelo Colosimo who was a two-time first team Academic All-American running back at Colgate University.



MICHAEL COLOSIMO



JESSE SCHMITT

SPECIAL TEAMS ANALYST/RECRUITING

First Season (Fifth Overall) | Purdue, 2014

PROFILE

Hometown: Louisville, Ky.

Wife: Carly

EDUCATION

Bachelors – Purdue, 2014

Masters - Purdue, 2021

PLAYING EXPERIENCE

2010-14, Purdue – Football

COACHING EXPERIENCE

2016, Western Kentucky (Volunteer Assistant)

2017-19, Purdue University (Graduate Assistant Special Teams/RB)

2021-Present, Tulane (Special Teams)

POSTSEASON EXPERIENCE (2)

2018 Music City Bowl

2016 Boca Raton Bowl

Purdue
Western Kentucky

Jesse Schmitt comes to New Orleans with four years of coaching experience at two different institutions.

Over the past three seasons, Schmitt worked as the Purdue University football team's Special Teams and Running Backs Graduate Assistant.

During his three seasons at Purdue, Schmitt worked with First Team All-Big Ten returner Rondale Moore and Third-Team All-Big Ten punter Joe Schopper. He also coached Big Ten Honorable Mention kickers Spencer Evans and JD Dellinger (2019 and 2020).

This past season, Schmitt served as the acting Special Teams Coordinator in the Boilermakers' 24-20 win over Iowa.

Schmitt began his coaching career at Western Kentucky University in 2016 where he served as a Volunteer Assistant, working primarily with the Hilltoppers' special teams' unit. During his lone season at WKU, the Hilltoppers ranked fifth in the Football Outsiders FEI Rating for Special Teams, as the captured their second consecutive Conference USA title, finishing with an 11-3 record.

Schmitt also worked with All-Conference USA special teamers Nacarious Fant (First Team – punt returner), Jake Collins (Second Team – punter), Kylen Towner (Second Team – kick returner), Skyler Simcox (Honorable Mention - kicker) and Nolan Dowling (Honorable Mention – long snapper).


In addition, Schmitt played a key role in helping WKU's Kylen Towner set the NCAA record for kickoff return average (40.3).

Schmitt is a two-time Purdue University graduate, earning his bachelor's degree of science in organizational leadership and supervision and a minor in communication in 2014 and his master's degree in technology leadership and innovation. As a player, Schmitt was a four-year starter at long snapper for the Boilermakers and was a four-time Academic All-Big Ten honoree. He also was a member of the Boilermaker Athletic Council.

Following his collegiate career, Schmitt earned a Rookie Mini-Camp invitation with the Minnesota Vikings in 2015. He also earned a preseason camp invitation with the Green Bay Packers in 2016. In 2017, he received an offseason workout with the New Orleans Saints.

Schmitt's father was the former Sports Information Director at the University of Miami during the 1980's. His mother also attended Miami where she competed in swimming. She was later inducted into the Miami Sports Hall of Fame.

Schmitt and his wife Carly have a golden retriever.



THE SCHMITT FAMILY



SHANE MEYER

DIRECTOR OF OPERATIONS

Sixth Season (11th Overall) | Central Missouri, 1999

PROFILE

Hometown: O'Fallon, Missouri
Wife: Christine
Children: Trey and Leah

EDUCATION

Bachelor's – Central Missouri, 1999

PLAYING EXPERIENCE

1995-98, Central Missouri - Football

PREVIOUS EXPERIENCE

2000, Central Missouri (GA)
2002-06, California (Missouri) Girls Basketball Head Coach
2006-07, Villa Duchesne
2007-08, Central Missouri, (ST)
2009-13, Jefferson City (Missouri) Girls Basketball Head Coach
2014-15, Georgia Southern
2016-Present, Tulane

POSTSEASON EXPERIENCE (4)

2020	Famous Idaho Potato Bowl	Tulane
2020	Lockheed Martin Armed Forces Bowl	Tulane
2018	AutoNation Cure Bowl	Tulane
2015	GoDaddy.com Bowl	Georgia Southern

Shane Meyer, a highly decorated placekicker for head coach Willie Fritz at Central Missouri, is in his sixth season as the Director of Football Operations for the Green Wave in 2021.

In his current capacity, Meyer handles a number of administrative duties for the Green Wave program including travel, scheduling of practice times and overall organization of the program.

Meyer came to Tulane after he spent the 2014 and 2015 seasons in the same position under Fritz at Georgia Southern.

Prior to his time at Georgia Southern, Meyer served four and a half years as the Head Girls' Basketball Coach while teaching at Jefferson City High School in Missouri.

Meyer first reconnected with Fritz during the 2007-08 seasons as an assistant football coach and equipment manager at his alma mater, coaching the kickers, punters and long snappers while assisting the special teams coordinator.

Before returning to his alma mater, Meyer coached at Villa Duchesne High School in St. Louis, Missouri, where he was the Youth Sports Coordinator from 2006-07.

Meyer began his coaching career in 2002 where he traded the football field for the hardwood, and accepted the position as head coach of the California (Missouri) girls' high school basketball team. His Pinto squad finished third in the 2004 Missouri state playoffs.

After graduating from Central Missouri in 1999, Meyer joined the Mules' football program as a graduate assistant coach. An opportunity to play professionally put Meyer back on the field intermittently over the next two seasons with the Roanoke Steam and Norfolk Nighthawks in the Arena Football League Two.

As a student-athlete, Meyer was a four-time All-conference selection from 1995-98 and was a three-time Academic All-American.

During his All-America season, Meyer kicked 18 field goals to set UCM's single-season record and still holds the career mark with 49. When his career was complete, he ranked third in career PATs (107), consecutive field goals (eight) and career scoring with 254 career points, the most by a Mule kicker.

In 2009, he would go on to be inducted into the Central Missouri Hall of Fame.

Meyer is married to another UCM alum, Christine. The Meyers have two children, Trey and Leah.



THE MEYER FAMILY



DONN LANDHOLM

DIRECTOR OF PLAYER DEVELOPMENT

Sixth Season (43rd Overall) | Wayne State, 1979

PROFILE

Hometown: Bristow, Nebraska
Wife: Cindi
Children: Kristen, Sarah and Kate

EDUCATION

Bachelor's - Wayne State, 1979
Master's - Central Missouri, 1985

PLAYING EXPERIENCE

1975-78, Wayne State - Football

COACHING EXPERIENCE

1979-83, Plainview High School (Asst./Head Coach)
1984-85, Central Missouri (Asst.)
1986, Montana State (Asst.)
1987-91, Arizona State (GA/Analyst)
1992, PSJA North High School (Asst.)
1993-96, Blinn Junior College (OL)
1997-08, Eastern Kentucky (LB/DC)
2009-12, Purdue (LB/DC)
2013-15, Tennessee Tech (DC)
2016-Present, Tulane (Dir. of Player Dev.)

POSTSEASON EXPERIENCE (12)

2020 Famous Idaho Potato Bowl
2020 Lockheed Martin Armed Forces Bowl
2018 AutoNation Cure Bowl
2012 Heart of Dallas Bowl
2011 Little Caesars Pizza Bowl
2008 FCS Playoffs
2007 FCS Playoffs
1996 FCS Playoffs
1996 Mineral Water Bowl (NJCAA)
1995 Texas JUCO Shrine Bowl (NJCAA)
1994 Mineral Water Bowl (NJCAA)
1987 Freedom Bowl

Tulane
Tulane
Tulane
Purdue
Purdue
Eastern Kentucky
Eastern Kentucky
Eastern Kentucky
Blinn College
Blinn College
Blinn College
Arizona State

A veteran of more than 40 years in the coaching ranks, Donn Landholm is in his sixth season as Director of Player Development for the Green Wave in 2021.

Prior to Tulane, Landholm spent three seasons at Tennessee Tech University. He served as the defensive coordinator and inside linebackers coach all three seasons for the Golden Eagles.

Before that, he was the defensive coordinator at Purdue in 2009, when the Boilermakers defeated Michigan and Ohio State in the same season for the first time since 1966. He coached the outside linebackers at Purdue for three seasons (2010-12) and was a part of teams that went to back-to-back bowl games in 2011 and 2012. Those defenses included future NFL players Ryan Kerrigan, Kawann Short and Ricardo Allen

He moved to Purdue in 2009 from Eastern Kentucky, where he coached from 1997-2008. Landholm was linebackers coach from 1997 to 2004, defensive coordinator from 2005 to 2007 and linebackers coach and recruiting coordinator in 2008.

In 2005 and 2006, the Colonels ranked among the Ohio Valley Conference's top three in total defense, allowing 328.5 and 309.0 yards per game. The Colonels led the nation in turnover margin in 2007 at +18, with 35 takeaways (24 interceptions and 11 fumble recoveries).

Landholm also was in charge of the Eastern Kentucky special teams from 2002 to 2007. In 2003, the Colonels led the nation with a 16.5-yard punt return average and, in 2006, they were ninth with a 22.9-yard kickoff return average.

From 1993-96, Landholm was the offensive line coach at Blinn (Texas) Junior College. Blinn won back-to-back junior college national championships in 1995 and 1996, going 12-0 both seasons.

He was a defensive assistant at Arizona State from 1987-91, the first two years as a graduate assistant with the defense and the final three as a defensive analyst with the linebackers. The Sun Devils played in the 1987 Freedom Bowl.

Landholm served as the running backs coach at two stops -- Montana State in 1986 and Central Missouri in 1984 and 1985.

His experience also includes coaching in the high school ranks at PSJA North Early College High School in in Pharr, Texas, in 1992 and serving as head coach at Plainview (Nebraska) High School in 1982 and 1983 after working there as an assistant coach for three seasons.

A native of Bristow, Nebraska, Landholm played outside linebacker at Wayne State and earned a bachelor's degree in physical education and political science in 1979. He earned a master's degree in secondary education from Central Missouri State in 1985.

Landholm and his wife, Cindi, have three daughters: Kristen, Sarah and Kate. Kate is a student at Louisiana State University. Sarah and husband Corey Neal have two daughters, Kylie and Norah. Kristen and her husband Shahar Zach were married in December of 2017.



THE LANDHOLM FAMILY



WESLEY FRITZ

DIRECTOR OF PLAYER PERSONNEL/RECRUITING

Sixth Season (Eighth Overall) | Sam Houston State, 2013

PROFILE

Hometown: Coffeyville, Kansas
Wife: Rebecca

EDUCATION

Bachelors – Sam Houston State, 2013
Masters – Georgia Southern, 2015

PLAYING EXPERIENCE

2008-09, State Fair Community College - Basketball
2010-13, Sam Houston State - Basketball

PREVIOUS EXPERIENCE

2014-15, Georgia Southern
2016-Present, Tulane

POSTSEASON EXPERIENCE (4)

2020	Famous Idaho Potato Bowl	Tulane
2020	Lockheed Martin Armed Forces Bowl	Tulane
2018	AutoNation Cure Bowl	Tulane
2015	GoDaddy.com Bowl	Georgia Southern

Wesley Fritz is in his sixth season as Director of Player Personnel for the Green Wave in 2021.

In his current capacity, Fritz manages all recruiting events, maintains the Green Wave's recruiting database and recruiting board.

Since taking over the Green Wave recruiting efforts in 2016, Tulane has had four prospects drafted and has had seven players earn spots on NFL rosters.

In 2021, Tulane had two players drafted in Cameron Sample (Cincinnati Bengals) and Patrick Johnson (Philadelphia Eagles). In the 2020 NFL Draft, former Green Wave stars Darnell Mooney and BoPete Keyes were selected by the Chicago Bears and Kansas City Chiefs, respectively.

Since the NFL Draft moved to seven rounds in 1994, Tulane has NEVER had multiple players drafted in back-to-back seasons.

In addition, Mooney and Keyes had no official offers besides Tulane coming out of high school.

The Green Wave's 2021 signing class ranked among the nation's Top 75 according to ESPN.com, under Fritz's direction. In addition, Tulane ranked among the best in the American Athletic Conference, as the Green Wave landed 18 247Sports.com three-star prospects.

The Green Wave's 2020 class ranked ninth in terms of freshman production according to Pro Football Focus.

Tulane's 2020 recruiting class was ranked second in the American Athletic Conference and 66th in the nation. This is the highest ranked recruiting class Tulane has ever signed. The Olive and Blue signed 20 high school seniors and three transfers. All 20 of the incoming freshmen earned a three-star rating from 247Sports.com.

The Green Wave's 2019 recruiting class proved to be one of the best in the American Athletic Conference as the Green Wave signed 20 student-athletes for the 2019 season. Among the Green Wave's 20 signees, 14 individuals earned a three-star rating from 247Sports.com.

Tulane's 2018 signing class featured three four-star recruits and 18 three-star prospects. The class also featured individuals from eight different states, including eight from Louisiana.

In 2017, Fritz played a major role in the team's 2018 recruiting class, as he helped Tulane secure one of the top recruiting classes in The American.

Fritz came to Tulane after serving the 2014 and 2015 seasons at Georgia Southern in a similar capacity under head coach Willie Fritz.

During his two seasons at Georgia Southern, Fritz worked primarily with recruiting and player personnel.

During his first season at Georgia Southern, Fritz helped the Eagles score the Sun Belt Conference's No. 2 ranked recruiting class in their first FBS season.

Before earning his master's degree from Georgia Southern, Fritz received his bachelor's degree from Sam Houston State University in Kinesiology in 2013. At Sam Houston State, Fritz was a two-year letterwinner for the Bearkats in basketball.

Prior to his time at Sam Houston State, he earned his associate's degree from State Fair Community College & was named the "Male Student-Athlete of the Year."

Fritz graduated from Warrensburg (Missouri) High School in 2008 where he played both basketball and football for the Tigers.



THE FRITZ FAMILY



KATIE MEYERS

DIRECTOR OF FOOTBALL CREATIVE

First Season (Seventh Overall) | UCLA, 2015

EDUCATION

Bachelor's — UCLA, 2015

PREVIOUS EXPERIENCE

2015-17, UCLA

2017-2020, University of Notre Dame

2021, University of Pittsburgh

2021-Present, Tulane

Katie Meyers joined the Tulane University football staff in August of 2021.

She arrives in Uptown after working at the University of Pittsburgh where she led the social media strategy, execution and content creation while also providing social media training to student-athletes, staff and coaches.

Meyers came to Pitt following a three-year stint as Assistant Director of Social Media/Student-Athlete Advancement at Notre Dame, where she developed brand standards and managed the social media accounts for the nationally ranked Fighting Irish football program.

Meyers, a skilled photographer and videographer, who excels at delivering creative student-athlete focused content across all platforms, worked closely with the Notre Dame coaching and recruiting staff to reshape the social media footprint of the program.

Meyers was nominated for two local Emmy awards during her time with the Fighting Irish for stories she helped produce of two standout student-athletes.

A 2015 graduate of UCLA with a B.A. in arts and a minor in film/television, Meyers then worked two years at her alma mater's athletic department as a social media assistant and photo services manager.

She was charged with developing social media strategies and content to increase engagement for all 26 varsity sports. As an undergrad, Meyers served as a primary photographer for the UCLA Daily Bruin shooting practices, home and away games as well as PAC-12 and NCAA Championship events.

Meyers' professional career has also included stints as Director of Content and Strategy for Yoke Gaming and Marketing Communications Manager with The Brand Amp.

A native of Los Angeles, Meyers is also concurrently enrolled in Ohio University's online Master's in Sports Administration program. She enjoys dance, aerobics, yoga and is an avid traveler.



KATIE MEYERS



BRANDON VYHNALEK

ASSOCIATE DIRECTOR OF FOOTBALL VIDEO OPERATIONS
Sixth Season (11th Overall) | Nebraska Wesleyan, 2011

PROFILE

Hometown: Dorchester, Nebraska
 Wife: Micki

EDUCATION

Bachelor's – Nebraska Wesleyan, 2011
 Master's – Tulane, 2020

PLAYING EXPERIENCE

2007-11, Nebraska Wesleyan - Basketball

PREVIOUS EXPERIENCE

2011-12, Omaha Nighthawks
 2013-14, Arizona Cardinals
 2015-present, Tulane

Brandon Vyhnaelek was hired at Tulane University in November of 2015. Since joining the staff, he has been elevated to football video coordinator, and most recently, into his associate director role in September 2019.

Vyhnaelek leads the planning and execution of all video and technology needs for the Tulane coaching staff and players. He is responsible for all technology within the football department.

In addition, Vyhnaelek directs a staff that is responsible for filming practices and games for the coaches and players and oversees all video exchange of college and NFL film for the coaching staff to break down.

Prior to his time at Tulane, Vyhnaelek worked with the National Football League as a still-shot technician in 2014, while he was also a video assistant for the Arizona Cardinals in 2013 and 2014. From 2011-12, he was an assistant video director with the Omaha Nighthawks.

A native of Dorchester, Nebraska, Vyhnaelek earned a bachelor's degree in sport management from Nebraska Wesleyan University in 2011. He is a member of the Collegiate Sports Video Association (CSVA) and has been an extra in two motion pictures: Beverly Hills Ninja and Transformers 3.

Vyhnaelek is married to his wife Micki.



THE VYHNALEK FAMILY



ALBY LINDON

ASSISTANT ATHLETIC DIRECTOR, SPORTS MEDICINE
Ninth Year (12th Overall) | West Florida, 2009

PROFILE

Hometown: Pensacola, Florida

EDUCATION

Bachelor's - West Florida, 2009

Master's - Memphis, 2012

PREVIOUS EXPERIENCE

2019-present, Tulane University, Assistant AD, Sports Medicine

2013-18, Tulane University, Assistant Athletic Trainer

2012-13, Rhodes College (Memphis), Assistant Athletic Trainer

2009-12, University of Memphis, GA

Alby Lindon joined the Tulane athletic training staff in September of 2013. His primary responsibility is providing medical coverage and overseeing all aspects of healthcare for the Green Wave football team.

Lindon moved over to football during the spring of 2018 after serving as the athletic trainer for the Green Wave men's basketball program.

Lindon came to Tulane in 2013 after one year at Rhodes College in Memphis, Tenn. During his tenure at Rhodes, he served as assistant athletic trainer, where his primary responsibility was to provide medical coverage for the men's and women's soccer and men's Lacrosse teams. Before Rhodes College, he was at the University of Memphis for three years as an intern trainer and worked with football, track and field and women's basketball.

A Pensacola, Fla., native Lindon was an athletic training student and earned his bachelor of science degree in athletic training from the University of West Florida. In 2015 he earned his master's degree

from the California University of Pennsylvania. He has been a certified athletic trainer and member of the National Athletic Trainers' Association (NATA) since 2009.

He is also currently a Certified Strength and Conditioning Specialist and Corrective Exercise Specialist.



ALBY LINDON



DEVIN CHARLES-HUBBARD

ASSOCIATE DIRECTOR OF FOOTBALL EQUIPMENT
10th Season (10th Overall) | Tulane, 2020

PROFILE

Hometown: New Orleans, Louisiana

EDUCATION

Bachelor's – Tulane, 2020

PREVIOUS EXPERIENCE

2012-present, Tulane

Devin Charles-Hubbard was promoted to associate director of equipment operations for Tulane Athletics in July of 2021.

He is responsible for locker room setup, laundry procedures and inventory oversight, as well as measuring and fitting.


In addition, Charles-Hubbard works with Nike to ensure the team is properly outfitted for practice, travel and games.

Charles-Hubbard previously served as a game operations specialist for the Green Wave from May of 2013 to December of 2016 and has been a member of the football equipment staff since 2012.

Prior to his arrival, he was a ball boy for the New Orleans Pelicans in 2009. He has also assisted or volunteered at a variety of sporting events, including the Super Bowl, two NBA All-Star games, the NBA Playoffs and multiple college bowl games.

A New Orleans native, Charles-Hubbard is concluding his studies in public relations at Tulane.

He is a member of the Athletic Equipment Managers Association (AEMA).



DEVIN CHARLES-HUBBARD



COURTNEY LUQUET

ASST. DIRECTOR, FOOTBALL PLAYER ENGAGEMENT/ON-CAMPUS RECRUITING
First Season (First Overall) | Northwestern State, 2008

PROFILE

Hometown: Destrehan, La.

EDUCATION

Bachelor's – Northwestern State University (La.), 2008

PREVIOUS EXPERIENCE

2021-present, Tulane University

2013-21, Marriott International

2011-13, Hotel Monteleone

2009-11, Walt Disney World Resort/ESPN Wide World of Sports

Courtney Luquet is in her first season working with the Tulane University football team, serving as the Associate Director of Football Player Engagement/On-Campus Recruiting.

In her current capacity, Luquet coordinates, manages and directs all aspects of the Green Wave football team's career development program.

Luquet is no stranger to the Green Wave football team. Over the past five years, Luquet has served as the team's primary point of contact at the team's official gameday hotel where she organized and directed accommodations for the program.

In addition, Luquet served as the New Orleans Marriott Metairie at Lakeway Senior Sales Manager. In her capacity as the Senior Sales Manager, the Louisiana native promoted and sold the hotel property to the SMERF Market - social, sports, military, educational, religious and fraternal groups.

Luquet also placed a key focus on logistical planning and hotel operations for sports teams at the youth, high school, college and professional levels.

Luquet comes to the Green Wave with over 10 years experience in the hotel and entertainment industry. In addition to her tenure with the New Orleans Marriott Metairie, Luquet also has held positions with the Hotel Monteleone, Walt Disney World Resort and ESPN Wide World of Sports.



COURTNEY LUQUET



CHANTELLE BOUCHER

ASSISTANT STRENGTH AND
CONDITIONING COACH



THE BOUCHER FILE

Hometown Saco, Maine
High School Thornton Academy, 2007
College Maine, 2011

PREVIOUS EXPERIENCE

Tulane University, Strength and Conditioning 2015-present
Harvard University, Strength and Conditioning 2011-15

KURT BRYNING

GRADUATE ASSISTANT
VIDEO OPERATIONS



THE BRYNING FILE

Hometown Metamora, Ill.
High School Metamora High School, 2017
College BS - Truman State University, 2021

PREVIOUS EXPERIENCE

Tulane University, Video Operations GA 2021-present
Truman State University, Student Assistant 2017-21

DR. JACQUES COURSEAU

TEAM PHYSICIAN



THE COURSEAU FILE

Hometown Pensacola, Florida
High School Gulf Breeze High School, 2004
College West Florida, 2009

PREVIOUS EXPERIENCE

Tulane University, Assistant Athletic Trainer 2013-present
Rhodes College (Memphis), Assistant Athletic Trainer 2012-13
University of Memphis, GA 2009-12

LARRY DACE III

GRADUATE ASSISTANT OFFENSE



THE DACE III FILE

Hometown Pensacola, Florida
High School Gulf Breeze High School, 2004
College BS - Tulane, 2016 and 2017

PREVIOUS EXPERIENCE

Tulane University, Offensive GA 2021-present
Louisiana College, Wide Receivers/Director of Football Ops. 2021
Franklin Pierce University, Wide Receiver/Recruiting Coord. 2018-21

GABE DELATTE

DIRECTOR OF EQUIPMENT



THE DELATTE FILE

Hometown LaPlace, La.
High School LaPlace High School
College University of Notre Dame, 2013

PREVIOUS EXPERIENCE

Tulane University 2014-present
University of Notre Dame 2011-13

JENNA DROMGOOLE

GRADUATE ASSISTANT
ATHLETIC TRAINER



THE DROMGOOLE FILE

Hometown West Caldwell, New Jersey
High School James Caldwell High School, 2015
College Towson University, 2019

PREVIOUS EXPERIENCE

Tulane University, Graduate Assistant 2020-present
Newberry College, Athletic Training Intern 2019
Towson University Athletic Training Student 2015-19

DOMINIC DUPLANTIS

STRENGTH AND CONDITIONING
INTERM



THE DUPLANTIS FILE

Hometown Thibodaux, La.
High School E.D. White High School, 2003
College Tulane University, 2022

PREVIOUS EXPERIENCE

Tulane University, Strength and Conditioning Intern 2020-present
United States Marine Corps Veteran

COREY FINNE

COACHING ASSISTANT



THE FINNE FILE

Hometown New Orleans, La.
High School Edna Karr High School, 2016
College BA - Tulane University, 2020

PREVIOUS EXPERIENCE

Tulane University, Coaching Assistant 2020-present
Tulane University, Equipment Manager 2018-20

TOMMY GERHARD

GRADUATE ASSISTANT, OFFENSE



THE GERHARD FILE

Hometown Dayton, Ohio
High School Archbishop Alter High School, 2015
College BA - Whittenberg University, 2019

PREVIOUS EXPERIENCE

Tulane University, Offensive GA 2021-present
Miami (Ohio), Offensive Graduate Assistant 2019-20



TARA GOOLSBY

GRADUATE ASSISTANT
RECRUITING



THE GOOLSBY FILE

Hometown Longview, Texas
High School Longview High School, 2015
College BSM - Tulane University, 2019

PREVIOUS EXPERIENCE

Tulane University, Graduate Assistant 2019-present
Tulane University, Equipment Manager 2016-19

DR. WENDELL HEARD

TEAM PHYSICIAN



THE HEARD FILE

Hometown New Orleans, La.
High School BS - Sewanee University
College MD - Tulane University

PREVIOUS EXPERIENCE

Tulane University
Rush University Medical Center
The Warren Alpert Medical School of Brown University

JORDAN HOPKINS

GRADUATE ASSISTANT, DEFENSE



THE HOPKINS FILE

Hometown College Station, Texas
High School A&M Consolidated High School
College BS, Western Governors University, 2018
MS, Lamar University, 2020

PREVIOUS EXPERIENCE

Tulane University, Defensive GA 2021-present
University of Texas at El Paso, Defensive Ends/DL GA 2021
University of Louisiana Monroe, Defensive Line GA 2020-21
Lamar University, Linebackers/Safeties GA 2018-20
Lamar University, Volunteer Assistant 2017-18
A&M Consolidated HS, Volunteer Assistant 2010-16

DANIEL JACOBS

ASSISTANT DIRECTOR
OF ACADEMIC SERVICES



THE JACOBS FILE

Hometown Torrington, Connecticut
High School Torrington High School, 2007
College BSBA - Western New England University, 2011
M.Ed. - Virginia Commonwealth University, 2012

PREVIOUS EXPERIENCE

Tulane University, Assistant Director Academic Services 2020-present
University of Virginia, Academic Coordinator 2015-20
University of Southern Miss., Academic Counselor 2013-15
University of Delaware, Intern 2012-13

ANDRE LABBÉ

PHYSICAL THERAPIST
Instructor, Department
of Orthopedics
Tulane School of Medicine.
Director of Rehabilitation
and Return to Play
Tulane Athletics



THE LABBÉ FILE

Hometown Lake Charles, Louisiana
High School St. Louis High School, 1986
College BS - LSU, 1991
MS - Ola Grimsby Institute (San Diego), 1997

PREVIOUS EXPERIENCE

Tulane University 2017-present
Total Package Performance 2013-17
New Orleans Saints, Physical Therapist 2011-12
Health South, Director of Operations 1995-10

RYAN LARKIN

ASSISTANT
ATHLETIC TRAINER



THE LARKIN FILE

Hometown Yardville, New Jersey
College BS - Alabama, 2016
MPS - Tulane, 2019

PREVIOUS EXPERIENCE

Tulane University, Assistant Athletic Trainer 2019-present
Tulane University, Graduate Assistant 2017-19
Denver University, Intern 2016-17

JAY MARKS

ASSISTANT STRENGTH AND
CONDITIONING COACH



THE MARKS FILE

Hometown Donaldsonville, Louisiana
High School Donaldsonville High School, 2005
College BS - Nicholls State, 2009
MS - Georgia Southern, 2011

PREVIOUS EXPERIENCE

Tulane University, Assistant Strength and Conditioning 2015-present
University of Miami, Assistant Strength and Conditioning 2013-15
SMU, Assistant Strength and Conditioning 2011-13
New Orleans Voodoo, Speed Coach 2011
Velocity Sports Performance, Director of Sport Performance 2009-11
LSU, Volunteer Assistant Coach 2008

DESTINEE MEDRANO

SENIOR ACADEMIC ADVISOR



THE MEDRANO FILE

Hometown Palmdale, Calif.
High School Quartz High School, 2014
College BA - Cal State University - Northridge, 2018
MS - Mississippi State University, 2020

PREVIOUS EXPERIENCE

Tulane University, Senior Academic Advisor 2021-present
Mississippi State University, Academic Counselor 2020-21
Tulane University, Senior Academic Advisor 2021-present

DR. LAUREN MILLER, LMSW

MENTAL HEALTH SPECIALIST



THE MILLER FILE

Hometown Cherry Hills Village, Colo.
High School Kent Denver High School
College BS - Duke University, 2010
MS - Tulane University, 2013

PREVIOUS EXPERIENCE

Tulane Center For Sport, Professional Athlete Care Team 2017-18
Christ Episcopal School, School Social Worker 2014-2017
Jewish Family Service of Greater New Orleans 2014-2017

PLAYING EXPERIENCE

U21 Women's National Team Member 2006-2008
Duke University Field Hockey 2006-2010



BEN MOORTGAT

ASSISTANT STRENGTH AND
CONDITIONING COACH



THE MOORTGAT FILE

Hometown Brussels, Belgium
High School Institut des Soeurs de Notre-Dame (Belgium)
College BS - Haute Ecole Francisco Ferrer (Belgium), 2015
MS - University of Central Arkansas, 2018

PREVIOUS EXPERIENCE

Tulane University, Assistant Strength and Conditioning 2021-present
Northwest Mississippi CC, Head Strength and Conditioning 2020-21
University of Oregon, Football S&C intern 2019-20
University of Georgia, Football S&C intern 2018-19
University of Central Arkansas (Graduate Assistant) 2015-18

DR. MICHAEL J. O'BRIEN

TEAM PHYSICIAN



THE O'BRIEN FILE

College MD - Tulane University, 2003

PREVIOUS EXPERIENCE

Tulane University
Rothman Institute at Thomas Jefferson University in Philadelphia
University of Maryland

COREY OLIVER

TEAM CHAPLAIN



THE OLIVER FILE

Hometown Eunice, Louisiana
High School: Eunice High School
College: Louisiana College

PREVIOUS EXPERIENCE

Tulane University 2007-present

DUSTIN RUTTENBERG

MENTAL HEALTH SPECIALIST



THE RUTTENBERG FILE

Hometown Redwood City, Calif.
High School Sequoia High School, 2008
College BA - DePaul University, 2013
MSW - Tulane University, 2015

PREVIOUS EXPERIENCE

Tulane University, Case Manager 2020-present
Orleans Public Defenders, Graduate Assistant 2019-20

HANNAH RICHARDS

SENIOR ACADEMIC ADVISOR



THE RICHARDS FILE

Hometown Chilhowie, Va.
High School Chilhowie High School, 2017
College BA - Virginia Tech, 2020

PREVIOUS EXPERIENCE

Tulane University, Senior Academic Advisor 2021-present
Tulane University, Graduate Assistant 2021
Virginia Tech University, Academics Student Assistant 2019-21
Virginia Tech University, Student Recruiting Assistant 2018-19

MARIANNA SALAS

GRADUATE ASSISTANT
RECRUITING



THE SALAS FILE

Hometown New Orleans, La.
High School Newman High School, 2016
College BS - Vanderbilt University, 2020

PREVIOUS EXPERIENCE

Tulane University, Graduate Assistant 2020-present
Vanderbilt University, Athletic Department Assistant 2016-20

MICHAEL SANDOZ

TEAM DIETITIAN



THE SANDOZ FILE

Hometown Mandeville, Louisiana
High School Mandeville High School, 2001
College BS - LSU, 2012
MS - Lipscomb, 2014

PREVIOUS EXPERIENCE

Tulane University 2020-present
East Jefferson General Hospital 2015-19
Omada Health 2015-16

DR. FELIX SAVOIE

TEAM PHYSICIAN



THE SAVOIE FILE

College MD - LSU

PREVIOUS EXPERIENCE

Tulane University
Medical College of Wisconsin and the Mayo Clinic
University of Mississippi Medical Center

JUSTIN SMITH

ASSISTANT STRENGTH
AND CONDITIONING COACH



THE SMITH FILE

Hometown Dawsonville, Georgia
High School North Forsyth High School, 2006
College BS - University of West Georgia, 2011
MS - University of West Georgia, 2018

PREVIOUS EXPERIENCE

Tulane University 2019-present
University of Oregon 2018
University of West Georgia 2017-18

PLAYING EXPERIENCE

University of West Georgia 2008-11



SUPPORT STAFF

PATRICIA SMITH

GRADUATE ASSISTANT
ATHLETIC TRAINER



THE SMITH FILE

Hometown East Hampton, N.Y.
High School Millbrook High School, 2017
College BS - University of Alabama, 2021

PREVIOUS EXPERIENCE

Tulane University, Graduate Assistant 2021-present
University of Alabama, Athletic Training Student 2017-21
Indianapolis Colts 2020

DR. GREG STEWART

TEAM PHYSICIAN



THE STEWART FILE

College BS - Houston Baptist University
MD - University of Texas, Medical Branch Galveston School of Medicine

PREVIOUS EXPERIENCE

Tulane University
Physical Medicine and Rehabilitation, Charity Medical Center

ALYSSA WILLIAMS

GRADUATE ASSISTANT
ATHLETIC TRAINER



THE WILLIAMS FILE

Hometown Wichita, Kansas
High School Maize High School, 2017
College BS - Wichita State, 2021

PREVIOUS EXPERIENCE

Tulane University, Graduate Assistant 2021-present
Wichita State University, Athletic Training Student 2017-21
Wichita Wizards, Athletic Training Intern 2019

BRACELY WILLIAMS

LICENSED PROFESSIONAL
COUNSELOR



THE WILLIAMS FILE

Hometown Santa Cruz, Calif.
High School Santa Cruz High School, 2003
College BA - Dillard University, 2007
MA - University of Houston (Clear Lake), 2010

PREVIOUS EXPERIENCE

Tulane University, Licensed Professional Counselor 2021-present
Xavier University (La.), Mental Health Therapist 2017-21
Hidalgo Health Associates, Mental Health Therapist 2010-17
Children's Assessment Center 2009-10

JOE WILLIAMS

ASSISTANT DIRECTOR, EQUIPMENT



THE WILLIAMS FILE

Hometown New Orleans, Louisiana
High School Brother Martin High School, 2012
College BS - Southeastern University, 2017
MS - Tulane University, 2020

PREVIOUS EXPERIENCE

Tulane University, Assistant Director of Equipment 2021-present
Tulane University, Equipment GA 2019-21
Tulane University, Equipment Intern 2017-19
Southeastern, Student Assistant 2015-16

JACK WITTE

GRADUATE ASSISTANT, DEFENSE



THE WITTE FILE

Hometown Covington, Louisiana
High School Archbishop Hannan High School, 2014
College Millsaps College, 2018

PREVIOUS EXPERIENCE

Tulane University, Graduate Assistant 2020-present
Northwestern State, Linebackers Coach 2018-20

PLAYING EXPERIENCE

Millsaps College 2014-18

DANE ZIEGLER

STUDENT ASSISTANT



THE ZIEGLER FILE

Hometown Mandeville, La.
High School Lakeshore High School, 2017

PREVIOUS EXPERIENCE

Tulane University, Student Assistant 2020-present

PLAYING EXPERIENCE

Tulane University 2019-20





MICHAEL A. FITTS

**SIXTH YEAR | UNIVERSITY PRESIDENT
HARVARD, 1975**

Michael A. Fitts is the 15th president of Tulane University.

Under his leadership, Tulane has recruited the most qualified and diverse classes in its history, balanced its budget and broken fundraising records.

President Fitts arrived at Tulane in July 2014, bringing with him a strong emphasis on heightening cross-disciplinary education and research.

One of his guiding principles is a belief that students and higher education institutions can set themselves apart in a fast-changing world and ever-shifting economy through the combining of different fields and skills.

In his first year at Tulane, President Fitts launched task forces to lead the university in deepening its unique strengths for interdisciplinary collaboration.

He sees powerful advantages in the university's manageable size, its wide selection of professional schools, the unified undergraduate college and multiple cross-disciplinary projects already in place.

President Fitts aims to create the most engaged undergraduate experience in the country through this rethinking of academic options, residential living, extracurricular activities and more.

In graduate education and research, he hopes to foster intellectual cross-pollination

that can produce solutions to some of the world's most fundamental problems.

Previously, President Fitts served 14 years as dean of the law school at the University of Pennsylvania, where he was recognized for greatly boosting that school's offerings in interdisciplinary education.

He also presided over a quadrupling of Penn Law's endowment, a more than 40 percent increase in the size of the law school faculty and a doubling of all forms of student financial aid.

President Fitts and his wife, Renée J. Sobel, Esq., have two adult children.





TROY DANNEN

SIXTH YEAR | BEN WEINER DIRECTOR OF ATHLETICS NORTHERN IOWA, 1989

Troy Dannen will embark on his sixth full academic year as Tulane University's Ben Weiner Director of Athletics. Dannen was formally introduced as Tulane's 33rd Director of Athletics in December 2015, bringing with him a track record of proven success.

Since being named Director of Athletics, Dannen has reinvigorated the Green Wave athletics program with the hiring of 10 head coaches (football, men's basketball, baseball, beach volleyball, golf, sailing, swimming and diving, cross country/track and field, women's tennis and volleyball), while also revamping the department's senior management team, increasing fundraising and enhancing the student-athlete experience.

Through his leadership, Dannen has elevated the profile of Tulane Athletics from local, regional and national standpoints. Since arriving on campus, Tulane Athletics has seen 39 All-Americans, 108 All-American Athletic Conference recipients, 14 conference champions and Green Wave teams have earned 26 trips to the postseason.

Despite a global pandemic, Dannen led the department to continued success, while providing the department's student-athletes, coaches and staff members with one of the nation's most aggressive testing protocols. During the 2020-21 season, Tulane conducted 36,000 PCR COVID-19 tests on 756 different individuals with an overall positivity rate of just 0.67 percent.

In the fall of 2020, Tulane football continued its winning ways, earning a spot in a bowl game for a program-record third straight year, as it competed in the Famous Idaho Potato Bowl in Boise, Idaho. Tulane continued its success into the spring of 2021, as 26 student-athletes earned all-conference honors and eight individuals received All-America recognition. The department also saw two individuals earn conference championship titles.

Tulane's sailing program highlighted the spring as it finished as the National Runner-Up at the ICSA Women's Championship just three years after the program was elevated to varsity status.

PREVIOUS TULANE SUCCESS

During the 2019-20 athletics campaign, Green Wave football captured the 2020 Lockheed Martin Armed Forces Bowl title, marking the first time in program history in which the Green Wave won bowl games in back-to-back seasons. The year also included postseason appearances for four other Green Wave teams with six student-athletes earning All-America honors, while 20 were named to all-conference teams.

In 2018-19, Tulane was equally impressive as the Green Wave achieved significant success with the football team winning the 2018 AutoNation Cure Bowl and a share of the American Athletic Conference West Division title.

The Green Wave sailing team also made their mark, winning the 2019 SEISA Women's Conference Championship and competing in the national championship. The Green Wave volleyball team also had a successful run in the postseason with a runner-up finish in the National Invitational Volleyball Championship. Tulane volleyball closed the year with 29 overall wins, tying the AAC's single-season record. Overall, nine Green Wave teams earned trips to the postseason, with six student-athletes receiving All-American honors and 26 named All-AAC.

In the spring of 2018, Tulane celebrated its first-ever American Athletic Conference tournament championship as men's tennis claimed the league crown. In addition, the Green Wave also captured The American's 2016 regular-season baseball championship.

In the summer of 2017, Tulane sailing was elevated to varsity status during Dannen's tenure thanks to the generous support of Elizabeth "Libby"

Connolly Alexander '84 and Robert Alexander whose gift endowed the start-up, and perpetual operational costs of the sport.

SUCCESS IN THE CLASSROOM

In the midst of a global pandemic, Green Wave student-athletes registered a departmental grade point average of 3.238 in the spring of 2021. In the fall, the Green Wave posted a 3.283 grade point average - the mark was the highest ever recorded for a fall semester. In the spring of 2020, Tulane student-athletes recorded a departmental grade point average of 3.675 and every Green Wave athletic program posted a grade point average over a 3.0.

Since Dannen's arrival, Green Wave student-athletes have posted an overall department GPA of over 3.0 in each semester with the department grade point average increasing from 2.94 to 3.238. During his tenure, Tulane has seen a 10 percent growth in its Graduation Success Rate (GSR) and an 11-point improvement to its Academic Progress Rate (APR).

In the most recent Graduation Success Rate, announced in November of 2020, Tulane University student-athletes posted an overall GSR of 93 percent. The Green Wave's 93 percent GSR was five percentage points above the national average and ranked in the Top 20 among Football Bowl Subdivision institutions.

EXTERNAL SUCCESS

Tulane Athletics has raised over \$108 million as part of the institution's Only the Audacious Campaign which publicly launched in December of 2017. Further, it has seen its licensing revenue triple through the re-introduction of the Angry Wave logo. Tulane's fundraising initiatives have experienced continued growth under Dannen's leadership, with a complete restructuring of the Green Wave Club and the introduction of the Olive & Blue Society. Since introducing the Olive & Blue Society, Tulane has already secured 120 members with gifts of \$25,000 or more in the first two years of its launch.

In the fall of 2020, Tulane Athletics secured two gifts totaling \$2.5 million. The first gift of \$1 million came from Don and Lora Peters to support the expansion and renovation of the department's academic center. The second gift of \$1.5 million came from the Estate of Alan H. Rosenblum - one million dollars of that gift will be used to establish the Alan H. Rosenblum Mental Health Endowed Fund. The fund will expand Tulane Athletics' mental health support of its 350 student-athletes.

In the fall of 2021, Tulane will unveil its \$5 million broadcasting studio which will allow the department to air over 75 events on ESPN+ during the 2021-22 athletics season.

A COMMITMENT TO GIVING BACK

Dannen has also spearheaded initiatives to give back to the local community with Green Wave student-athletes donating their time. During the 2020-21 athletics season, Tulane student-athletes totaled 6,100 hours of community service - the most among any NCAA institution.

Over the past five years, Tulane student-athletes have contributed more than 20,000 hours of community service. In addition, Tulane ranked No. 1 in the NCAA Helper Helper competition in 2021, which continued the institution's streak of five consecutive years ranked in the Top 25 of the national event.

SOCIAL JUSTICE FOR ALL

In the spring of 2020, Green Wave athletics, in conjunction with the Tulane Student-Athlete Advisory Committee (SAAC), took a major step in the social justice movement under Dannen's leadership, with the department announcing the creation of Green Wave Justice for All. The program was created by Tulane student-athletes and administrators following difficult and candid discussions within the department, including a Black student-athlete

forum, an open forum for all student-athletes and an open forum with the entire athletic department. The creation of Green Wave Justice for All provides student-athletes with a blueprint to discuss, promote, and exemplify diversity, equity, inclusion, and social justice within Tulane Athletics, Tulane University, the greater New Orleans community, the United States and throughout the world. The program centers around three main pillars: dialogue, education and change.

During the first year of the department's initiative in 2020-21, Tulane provided its 450-plus staff members and student-athletes training in diversity, equity and inclusion with nationally recognized race and social justice with speaker Jen Fry. The program also provided voter education and registration opportunities for student-athletes and staff members.

PREPARING TULANE STUDENT-ATHLETES FOR NAME IMAGE AND LIKENESS

In the spring of 2020, Dannen initiated a partnership with the Tulane Center for Sport with the creation of Wave Brand Works, a cross-departmental program that will create and oversee Name, Image and Likeness (NIL) programming for Green Wave student-athletes. The partnership between the Center for Sport and Tulane Athletics will provide Green Wave student-athletes with a comprehensive educational program to help equip each individual with the knowledge and expertise to maximize their NIL opportunities in a way that is compliant with NCAA legislation, as well as with federal and state laws.

In year one of the program, Tulane Athletics formed a name, image and likeness working group to prepare Green Wave student-athletes for NIL. In addition, Green Wave athletics worked in conjunction with its partners at the Tulane Center for Sport to present five NIL programs that focused on brand management, social media awareness, entrepreneurship, financial literacy and healthy transitions.

ENHANCING THE STUDENT-ATHLETE EXPERIENCE

Dannen and his staff have worked tirelessly to enhance the overall student-athlete experience with the introduction of the Green Wave Grille, the department's first on-site training table and with a \$1.2 million renovation to the Slatten Family Strength Center. In the fall of 2021, the department will open its doors to a \$2 million enhancement to the academic center. The department also will break ground on a \$3.5 million state-of-the-art tennis facility. The department has also implemented a mental health program, which included the hiring of the department's first full-time mental health professional.

In July of 2021, the department received a \$1.4 million gift from the Valerie and Michael McKeever Family to create the McKeever Family Athletic Career Development Endowed Fund to expand Tulane Athletics' career development initiative. Dannen also introduced the department's first Associate Athletics Director for Sport Performance in July of 2021. The newly-created position fully integrates Tulane Athletics' strength and conditioning, athletic training, nutrition and behavioral health units to ensure student-athlete health and peak performance in competition.

LEADERSHIP POSITIONS

Dannen's leadership has also been felt across the university community and throughout the Division I collegiate landscape. Throughout his administrative career, Dannen has been named to several influential groups including four NCAA national committees:

- Division I Football Championship Committee
- Division I Wrestling Championship Committee
- Division I Football Issues Committee
- The Football Regional Advisory Committee

In addition, Dannen served on the Drake Relays Executive Committee and spent 11 years as a collegiate football and basketball official.

In 2019, Dannen began a four-year term on the NCAA Football Oversight Committee. He also currently serves on the NCAA Championship Finance Review Committee and is the Chair of the Football Competition Committee. He has also served on the Competition Oversight Committee, where he served as the Chair of the Misconduct Committee.

Dannen also has established himself as one of the leading figures among his peers, serving on the LEAD1 Board of Directors as the Chair of the Communications and Advocacy Committee.

As a member of the University's Presidential Cabinet, Dannen has served on multiple search committees for institutional leadership positions. In his role as The American Athletic Director's Executive Committee Chair, Dannen played a role in assisting the league office secure a landmark television deal with ESPN.

PRIOR TO TULANE

Dannen came to Tulane after serving eight seasons in the same capacity at the University of Northern Iowa (UNI) from 2008-15. During Dannen's tenure, the Panthers enjoyed an incredible run of success at both the conference and national levels, as UNI was recognized with 39 All-Americans, 13 Coaches of the Year and nine Missouri Valley Conference (MVC) Players of the Year. UNI football, men's basketball, women's basketball, volleyball and softball combined to reach 14 NCAA tournaments during that stretch.

FAMILY

Dannen is married to Amy, and they have four children: Elle (8), Emily (26), Holly (22) and William (7).





CHRIS MAITRE

**Deputy Director of Athletics
Internal Operations
LSU, 1996**

Chris Maitre has worked for Tulane University since 1996 and currently serves as the deputy director of athletics for internal operations.

In his current position, Maitre is directly responsible for managing the departmental operating budget as well as the scholarship funds. He also oversees all facility management, capital projects, business office, equipment operations and event management for the Intercollegiate Athletic Department.

In addition, Maitre serves as a key member of Troy Dannen's executive leadership team. In this role, Maitre advises Dannen on all internal matters including but not limited to personnel, financial and administrative operations.

This past season, Maitre spearheaded the department's COVID-19 return to play initiative. He also supervised the \$14 million dollars worth of capital projects during the 2021 fiscal year, which included the renovation of the department's state of the art Don and Lora Peters Academic Center. He also has managed the department's television broadcast studio. In addition, he has overseen major upgrades to Avron B. Fogelman Arena in the Devlin Fieldhouse.

Maitre has over 25 years of experience in sports administration and 14 years of leadership and management. He currently manages the operations of Yulman Stadium, Avron B. Fogelman Arena in the Devlin Fieldhouse, the Hertz Basketball/Volleyball Practice Facility and Greer Field at Turchin Stadium, as well as the Wilson Center, home to the administrative offices of the intercollegiate athletics department.

Maitre previously served at Tulane University in a variety of roles, including as the executive senior associate AD for facilities & events/director of athletic facilities (2014-2020), associate director of campus recreation for facilities & operations (2002-2014) and had an earlier stint within the Athletics Department as assistant athletics director, facilities & operations (1996-2002). Maitre serves on numerous committees (Capital Planning & Budgeting, Fiscal Affairs) and many work teams (Space Management and Compensation Review) across campus. Maitre is also an adjunct professor within Tulane University's Freeman School of Business and teaches two sections on business leadership and management practices.

Maitre holds a bachelor's from Louisiana State University and obtained his master's of sports administration from the United States Sports Academy. Maitre is a current member of NIRSA, NACDA and CEFMA. Maitre has presented at many of those conference and hold certifications from each of the associations. Maitre and his wife, Sherry, have three kids (Thomas, Katherine and Maggie) and reside in Covington, Louisiana, where he enjoys spending his free time coaching his son and daughters in their local recreational sports leagues.



DR. CHARVI GREER

**Deputy Director of Athletics/SWA
Student Services
Georgia, 2007**

Dr. Charvi Greer in her first year as the Deputy Director of Athletics for Student Services/Senior Woman Administrator. Greer was promoted to her current role after serving the past two years as the department's senior associate athletic director for academic and student services.

In her current role, Greer serves as the sport administrator for volleyball, men's basketball, women's basketball, sailing and swimming and diving. She also directs all athletics academic programming, manages the department's life skills, community outreach, career development programs and sport performance. In addition, Greer serves on Troy Dannen's executive leadership staff.

Over the past two seasons, Greer guided the department's academic and student services unit to unprecedented heights in the midst of a global pandemic. During the spring semester of 2020, Tulane posted the highest departmental GPA in program history.

In addition, Greer's oversight of the Green Wave's student-athlete community service outreach also reached unprecedented heights, as the Green Wave led the nation in community service during the 2020-21 athletics campaign.

Greer was hired as an associate athletics director for academic advising as well as the senior woman administrator in August of 2016.

In addition to her responsibilities as an administrator, Greer currently serves on the NCAA progress-toward-degree wavier committee.

Greer came to Tulane from East Tennessee State University, where she spent five years (2011-16) in a similar capacity role. During her tenure at ETSU, Greer managed and led the operations of the academic services department for student-athletes.

Greer also developed, implemented and evaluated all aspects of the academic support program for student-athletes at ETSU. Prior to joining ETSU, Greer spent 10 months at UAB as a student-athlete support services assistant.

A native of Auburn, Alabama, Greer graduated with a bachelor's of science degree from the University of Georgia – where she played softball – in May 2007 before earning her master's of science from Georgia in May 2010. Most recently, Greer earned her doctorate degree from ETSU in global sport leadership.



JANA WOODSON

**Deputy Director of Athletics
External Operations
Kansas, 2001**

Jana Woodson is in her first year as the Deputy Director of Athletics for External Operations. Woodson was elevated to her current role after serving as the department's Senior Associate Athletic Director for External Operations for the past two seasons.

Woodson began working at Tulane as associate athletics director for external operations in April 2017.

In her current role, Woodson oversees all external units, including marketing, development, ticket sales, strategic communications, creative services, broadcasting and the Learfield IMG relationship. She also serves as the sport administrator for men's and women's tennis, bowling and beach volleyball. She is a member of Troy Dannen's executive leadership staff.

Since her arrival at Tulane, Woodson has helped the department see increases in licensing revenues, social media engagement, attendance and ticket revenue while fostering the growth of the Green Wave brand.

Woodson previously served two-plus years at Rice University where she was associate athletics director for marketing since August of 2014. She oversaw the Owls' marketing, branding and video departments. Collaborating with the sales and marketing teams, Rice produced a 32-percent increase in season ticket revenue across all sports from 2015 to 2016. With the help of her staffs, the athletics department generated increases of 82 percent in ticket scans, 104 percent in student attendance, 46 percent in tickets sold and 67 percent in revenue from the 2013-14 to 2014-15 men's basketball seasons.

From July of 2006 to 2014, Woodson served as assistant athletics director for marketing and fan development at the University of Richmond. There, she provided oversight of marketing and promotions for the Spiders' 16 sports, as well as operations of the ticket office and spirit squads. Woodson helped produce a 54-percent increase in ticket revenue in 2011, with a 72-percent increase in football ticket revenue over a three-year span.

Prior to her time at Richmond, she worked at the University of Missouri-Kansas City where she began as a promotions coordinator in 2001, earning promotions to director of marketing and senior director of marketing and promotions.

Woodson is a member of the National Association of Collegiate Marketing Administrators (NACMA) and the National Association of Collegiate Women's Athletics Administrators (NACWAA).

A native of Coffeyville, Kansas, Woodson earned a bachelor's degree in sports management from the University of Kansas in 2001 before completing her MBA at UMKC in 2003. She is married to her husband, Mike.



LORNE ROBERTSON

**Senior Associate AD
Compliance/Asst. Provost
Eastern Michigan, 2004**

Lorne Robertson was named Senior Associate Athletics Director and Asst. Provost for NCAA Compliance for Tulane University Athletics in July of 2018.

As Senior Associate AD, Robertson serves on the Tulane Athletics Department Executive Management team responsible for the day to day decision making and operations of the department. In addition to overseeing the compliance department, he serves as the sport supervisor for Tulane's nationally recognized baseball team where he facilitates all scheduling and budget management, among other tasks.

Robertson joined the Green Wave after spending the previous three plus years as Associate Athletics Director for compliance at Stanford. While there, Robertson oversaw all aspects of NCAA compliance for a department of 36 sports and 1000 Student-Athletes. Robertson also served as the sport supervisor for Wrestling, Men's Gymnastics, Men's and Women's Fencing and Women's Squash during his time at Stanford. Prior to his tenure at Stanford, Robertson spent nearly two years at Tulane where he served as the Assistant Provost for NCAA Compliance.

In addition to his time at Tulane and Stanford, Robertson served at his alma mater, Eastern Michigan University as the Assistant Director Compliance: Monitoring.

Robertson's professional career began in 2006 as he served as Associate General Counsel at American Laser Centers where he eventually served as the head of the Legal Department and a member of the Executive Management Team responsible for the daily direction and decision making of the company of over 1300 employees and 225 locations. Highlights of his time as General Counsel include helping the company complete a 300 million dollar asset sale.

Robertson graduated from Eastern Michigan University with a degree in Public Law and Government and holds his Juris Doctorate, from the University Of Toledo College Of Law where he graduated with honors.

Robertson lives in Uptown New Orleans with his wife Dana.



TONY MARGHERIO

**Associate AD
Marketing/Creative Services
Western Illinois, 2007**

Tony Margherio serves as Associate Athletic Director for Marketing and Creative Services, a role he was promoted to in the spring of 2021.

In his new role, Margherio will continue to lead the department's marketing efforts including in-game entertainment, advertising and promotions. He will also oversee the newly created Creative Services department which will manage the department's social media, creative video and graphic design needs.

Margherio oversees the marketing efforts for the Green Wave's 17 athletics programs and is responsible for in-game entertainment. He began his time on the Uptown campus in February 2013 as Associate Director, Marketing before being promoted to Director, Marketing and Promotions in September 2016 and Assistant Athletics Director, Marketing and Promotions in November 2017.

During his tenure leading the institution's marketing efforts, Tulane has seen an overall attendance increase of 13 percent with a 42 percent increase in student attendance.

Prior to his time at Tulane, Margherio was Director of Talent Acquisition for DHR International from March 2012 to February 2013, where he specialized in the firm's sports practice. He was also Assistant General Manager for the Bloomington Extreme Professional Indoor Football Organization from January of 2010 until July of 2011, and has internship experience with the Normal CornBelts (2009), Tickets.com for Major League Baseball's Detroit Tigers (2007-08), the St. Louis Cardinals' Triple-A affiliate Memphis Redbirds (2007) and a women's professional fast-pitch softball club, the Chicago Bandits (2006).

A Ladd, Illinois, native, Margherio earned a bachelor's degree in recreation and sport from Western Illinois University in 2007, before completing his master's degree in sport management at Illinois State University in 2011. He is a member of the National Association of Collegiate Marketing Administration (NACMA).



SCOTT MITCHELL

**Associate AD
Business and Finance
North Alabama, 2002**

Scott Mitchell was hired by Tulane University in September of 2007 and currently serves as the associate athletics director for business and finance.

In his current capacity, Mitchell plans, prepares and manages the department's operating budget. He also serves as a liaison to the university's budget and controller's offices and oversees the business office staff.

Mitchell is well respected among his peers. In 2020, he was named Manager of the Year by the College Athletic Business Management Association (CABMA).

Mitchell also handles public address duties for Tulane baseball.

Mitchell served as an adjunct faculty member in the A.B. Freeman School of Business at Tulane from 2015-20.

Mitchell was promoted into his current title in February 2019 after serving 11 years as an assistant athletics director for business and finance - a position he began in September of 2014. Prior to that appointment, Mitchell served as the assistant athletic director for business services, game operations and event management. He was initially hired by Tulane as director of game operations and event management in 2007.

Since 2018, Mitchell has been a Certified Parks and Recreation Professional (CPRP).

Prior to his arrival in New Orleans, Mitchell was director of facilities and game operations at the University of North Alabama from 2004 to 2007. He also worked as coordinator of outdoor programs, adjunct faculty and a graduate assistant in athletic facilities during his tenure.

A Fort Payne, Alabama, native, Mitchell earned his bachelor's degree from North Alabama in 2002 before completing an MBA at his alma mater in 2004. He is a member of the National Association of Collegiate Directors of Athletics (NACDA), (CABMA) and the National Recreation and Parks Association (NRPA).



AMANDA ROBINSON

**Associate AD
Sports Performance
UCF, 2012**

Amanda Robinson became the department's first Associate Athletics Director for Sports Performance.

In her newly created position, Robinson will fully integrate the department's strength and conditioning, athletic training, nutrition and behavioral health units to ensure the optimal health and peak performance for Tulane's student-athletes in competition.

Robinson comes to Tulane after spending the past nine years at Florida State University. Since 2017, she has managed the daily medical operations for the men's basketball team, provided mentorship for Sports Medicine Department graduate assistants and interns, and coordinated various Sports Medicine staff development initiatives. She has been a member of each of the Seminoles' last four men's basketball NCAA Tournament teams in 2017, 2018, 2019 and 2021. Prior to working with the men's basketball team, Robinson served four seasons with Florida State's women's volleyball and women's golf teams.

Robinson received her first Master's Degree in Sport Management in 2014. With the help of an esteemed academic committee that included former Florida State head volleyball coach and FSU Hall of Fame member Dr. Cecile Reynaud, she defended her thesis entitled "Factors Influencing Collegiate Volleyball Shoe Selection: An Institutionalized Perspective".

Robinson completed her MBA from Florida State in 2016. While in her MBA program, she coordinated a medical administration internship focused on the daily supply-chain operations and organizational behavior of the sports medicine department at Florida State.

Robinson earned her Bachelor's Degree in Athletic Training from the University of Central Florida in 2012. As an athletic training student she worked primarily with the women's basketball team while also working with the football, women's track, baseball, and cheer/dance teams.



ADAM TOM

**Associate AD
Facilities and Event Management
Kentucky, 2005**

Adam Tom was hired as director for facilities and event management at Tulane University in August of 2018 and promoted to associate athletics director in June of 2021.

Prior to his arrival, Tom spent one year at UTRGV where he served as assistant athletic director for events and facility operations. During his time with Vaquero Athletics, Tom managed game operations for all home contests including hosting the 2017 WAC outdoor track and field championship meet and the 2017 WAC volleyball championship tournament.

Prior to UTRGV, Tom served as assistant athletic director for game and facility operations at Armstrong State University (ASU). He was the point of contact for the complete renovation of the weight room, including all of its new equipment, while also managing six NCAA Regionals spanning in women's soccer, volleyball, men's and women's golf and softball hosted by the school. He also helped oversee the Pirate Athletic Center locker room renovations while serving as the Athletics point of contact for the new ASU tennis complex and the installation of the soccer field lights, all of which became operational in fall of 2016.

Tom has been a member of the Collegiate Event and Facility Management Association (CEFMA) since 2011 and is a member of that organization's board through 2017-18. He was the chair of the CEFMA Convention Planning Committee that organized the 2017 CEFMA Convention. Tom went to ASU from the Great Lakes Intercollegiate Athletic Conference (GLIAC), where he served as the league's External Affairs Intern. He also served as the stadium manager for Saginaw Valley State University's Harvey Randall Wickes Memorial football stadium.

Prior to working for the GLIAC, Tom served as an assistant baseball coach for SVSU from 2008-10. He also served internships with the Central Michigan University athletic department as well as the Lexington Horsemen arena football team.

Tom earned his master's degree with a concentration in sports administration at CMU in 2008. He earned his bachelor's degree in education at the University of Kentucky in 2005 after majoring in kinesiology. Tom was a member of the Kentucky football team from 2000-04.



ANDREW ALVAREZ

**Assistant AD
Video & Broadcasting**

Andrew Alvarez is in his first year as the Assistant Athletic Director, Video & Broadcasting within the Tulane Athletics department. In this role, Alvarez will oversee all aspects of broadcast and streaming production for the Green Wave.

Alvarez began his tenure as the director of video and broadcasting in August of 2017.

Alvarez joins the Green Wave after 11 years at WHNO-TV 20 in New Orleans. While at WHNO Alvarez held many positions including Director, Producer, Camera Operator and Editor. Alvarez was responsible for over 75+ sports shows & game broadcast a year. He was also instrumental in the design and build of a video production truck for the station.

Alongside his position at the New Orleans based station, Alvarez served as a freelance video professional for many organizations including the Saints, Pelicans, New Orleans Jazz & Heritage Festival and Essence Music Festival.

Andrew is a lifelong native of New Orleans, Louisiana and currently resides in the city with his wife & two cats.



JEFF CUMMINGS

**Assistant AD
Development
LSU, 2006**

Jeff Cummings is in his third year as the Tulane University Assistant Athletics Director for Major Gifts. Cummings oversees the day to day operation of The Olive & Blue Society, which is the leadership giving society for Tulane Athletics.

Cummings arrived at Tulane after spending the past year at the University of Missouri where he served as the Director of Development for Major Gifts. During his time at Missouri, Cummings played a major role in the construction of the Mizzou football program's \$99 million dollar South End Zone Complex. Cummings was also part of a fundraising staff that had the third-largest fundraising year in the Tiger Scholarships Fund's history.

Cummings' tenure at Missouri also saw him identify, solicit and close individual major gift prospects, which produced a continuous stream of donors capable of designating gifts of \$100,000 or more to the Tiger Athletics Department.

Prior to his tenure at Missouri, Cummings made stops at Arkansas State (2017-18), Texas A&M (2015-16) and Louisiana Tech (2012-14).

Cummings' addition to the staff also is a homecoming for he and his family, as he began his collegiate athletics career at Tulane as a marketing and promotions assistant in 2007. In addition, his father Jeff Cummings Sr. played basketball for the Green Wave from 1975-77 and was inducted into the Tulane Athletics Hall of Fame in 2012.

Cummings and his wife, Samantha, have two daughters, Audrey and Avery.



ALBY LINDON

**Assistant AD
Sports Medicine
West Florida, 2009**

Alby Lindon joined the Tulane athletic training staff in September of 2013. His primary responsibility is providing medical coverage and overseeing all aspects of healthcare for the Green Wave's football and sailing teams.

Lindon moved over to football during the spring of 2018 after previously serving as the athletic trainer for the Wave's men's basketball program since his arrival in 2013.

Lindon came to Tulane after one year at Rhodes College in Memphis, Tenn. During his tenure at Rhodes, he served as assistant athletic trainer, where his primary responsibility was to provide medical coverage for the men's and women's soccer and men's Lacrosse teams. Before Rhodes College, he was at the University of Memphis for three years as an intern trainer and worked with football, track and field, and women's basketball.

A Pensacola, Fla., native Lindon was an athletic training student and earned his bachelor of science degree in athletic training from the University of West Florida. In 2015 he earned his master's degree from the California University of Pennsylvania. He has been a certified athletic trainer and member of the National Athletic Trainers' Association (NATA) since 2009. He is also currently a Nationally Registered Emergency Medical Technician, Certified Strength and Conditioning Specialist, and Corrective Exercise Specialist.



CHAPPELL EVANS

**Assistant AD
Director of Sports Medicine
Alabama, 2011**

Chappell Evans begins her first year as the Assistant Athletic Director/Director of Sports Medicine.

Evans joined the Tulane athletics department in August 2017 after spending four years at Samford University. During her time with the Green Wave, she has overseen the direct care of the women's basketball program while managing nine athletic trainers serving over 200 student-athletes.

She is a member of the Tulane Athletic Care Team (TACT) and served on several COVID-19 committees over the past year. In her new role, Evans will have oversight of the sports medicine department, supervising all eleven athletic trainers serving all of Tulane's student-athletes.

Evans continues to be a leader in the collegiate sports medicine landscape presenting at numerous conferences and symposiums while serving on several local, regional and national committees.

At Samford University Evans was associate head athletic trainer for all women's sports and head of the mental health committee. She joined the Bulldogs in August of 2014 as an assistant athletic trainer, working with women's basketball, women's tennis and women's golf.

Evans was a graduate assistant athletic trainer at the University of Memphis from 2011-13, working primarily with football, volleyball, women's tennis and cheer and dance.

Evans earned a bachelor's degree in athletic training at the University of Alabama in 2011, before going on to earn a master's degree in sport commerce at Memphis in 2013.



KYLE OSGOOD

**Assistant AD
Ticket Sales and Service
Wichita State, 2007**

Kyle Osgood was hired as assistant athletics director for ticket sales and service at Tulane University in May of 2016.

He is responsible for the overall management and leadership of the athletic ticket office relating to customer service, personnel, operations and the ticketing system. He oversees ticket sales operations for all ticketed Green Wave athletic events, including season ticket renewals, single game sales and postseason ticketing operations. As part of the external relations team, Osgood works closely with the Green Wave Club, marketing and promotions and media relations staffs to meet the needs of Green Wave customers and fans.

Before his time at Tulane, Osgood was an assistant AD for ticket operations at the University of Northern Iowa from 2014 to 2016. During his time at UNI, he led the ticketing efforts for FCS playoff football and men's basketball NCAA tournament runs. Prior to working at UNI, Osgood was an assistant director of ticket operations at Wichita State University from 2010 to 2014. While at WSU, Osgood assisted in all aspects of ticket operations including the men's basketball program's 2013 Final Four appearance.

Osgood is a Wichita, Kansas native and earned a bachelor's degree in sports administration from Wichita State in 2007.



TOM SYMONDS

**Assistant AD
Strategic Communications
Ohio State, 2005**

Tom Symonds joined Tulane Athletics as assistant athletics director for strategic communications in March of 2018. He is the primary contact for the football and baseball programs.

He also manages the strategic communications staff, TulaneGreenWave.com content and assists with the department's social media direction. In addition, as the departmental spokesman on all external matters.

Since his arrival in Uptown, Tulane athletics has seen record-breaking web traffic numbers on TulaneGreenWave.com. Tulane's social media platforms have also had a 70.4 percent increase in impressions, a 140 percent increase in engagement and a 43 percent increase in total following.

Tulane athletics also has experienced enhanced coverage from a local, regional and national standpoint.

Prior to his arrival in New Orleans, he spent over three years in Coral Gables, Florida, overseeing the leadership and vision of the University of Miami's athletics communications department - a position he assumed in September of 2014. During his tenure, he spent time covering the Hurricanes' football, golf and tennis programs.

Before his arrival at Miami, Symonds, a native of Medina, Ohio, he spent three seasons at Ohio University, where he held the position of assistant athletics director for media relations and was the department's primary spokesman. As the department's lead contact for football, Symonds arranged all publicity appearances for head coach Frank Solich and boosted the exposure of Bobcats athletics by coordinating interviews with Sports Illustrated, USA Today, the New York Times and the Boston Globe.

Symonds' accomplishments at Ohio also included the increase of web traffic on OhioBobcats.com by 45 percent over the his three-year term, the creation of Ohio's official recruiting site, We Are Ohio, and leading an increase of Ohio's overall social media footprint by 85 percent.

Prior to Ohio, Symonds spent three seasons at the University of Rhode Island where he served as the sports communications contact for football, volleyball, rowing and softball and maintained the athletic department's official website, GoRhody.com.

A 2005 graduate of The Ohio State University, Symonds has also made stops at the Detroit Lions, the Big East Conference and the Horizon League. He earned his master's in sports administration from Ohio University in May 2014.

Symonds and his wife Jessi reside in River Ridge, La., with their dog Max.



STEVE UHLMANN

**Assistant AD
Creative Services
Ohio, 2014**

Steve Uhlmann is in his first year as the Assistant Athletics Director for Creative Services.

In this role, Uhlmann oversees the newly created Creative Services department, which will handle social media, creative design and creative video for Tulane Athletics.

Uhlmann arrives in Uptown after spending four years as the Director of Athletic Creative Services at fellow American Athletic Conference member East Carolina. In Greenville, N.C., Uhlmann served as the primary graphic designer and oversaw the visual brand of the ECU Athletic Department.

He also helped manage the department's social media accounts, which featured over 200,000 followers across all channels. His oversight saw a 103 percent rise in ECU social media engagement and a 97 percent rise in impressions in just the first year.

Prior to his work at ECU, Uhlmann worked as an Assistant director of Strategic Communications at Appalachian State. He helped the Mountaineers increase their overall impressions by 117 percent during his time in Boone, N.C. Uhlmann graduated with a degree in Journalism and a minor in Economics from Ohio University in 2014.



LIZ DEVLIN-ZIEGLER

**Chief of Staff
Administrative Services
Tulane University College, 1994**

Liz Devlin-Ziegler begins her 28th academic campaign at Tulane University this fall. Devlin-Ziegler serves as the special assistant to the Ben Weiner Director of Athletics Chair, Troy Dannen.

In her current capacity, Devlin-Ziegler manages Dannen's day-to-day schedule and assists with all athletic department human resources.

Devlin-Ziegler has two sons (Dane and Slade). Her son Dane attends Tulane University and is a member of the football team, while her other son Slade attends Samford University and is a walk-on football player for the Bulldogs.

Devlin-Ziegler earned her degree from Tulane University College in 1994.



PLAYERS



#3 ANGELO ANDERSON

DL • 6-3 • 240 • FR
New Orleans, La.
John Curtis Christian

2020: Saw action in four games... Made his season debut against ECU... Tallied four tackles and 1.0 tackle for loss against Nevada in the Famous Idaho Potato Bowl (Dec. 22).

Prior to Tulane: A three-star prospect according to 247sports.com and Rivals along the defensive line... Ranked as the 22nd best player in the state by 247sports.com and 37th by Rivals... Finished his senior year with 73 tackles, averaging 6.6 tackles per game... Totaled 14.0 sacks, a forced fumble and 10 quarterback hurries while leading the Patriots to a 10-2 record and appearance in the state semifinals in Division I in 2019 season... As a junior produced 61 tackles, 19 tackles for loss, 11 sacks and 19 hurries.



#1 NICK ANDERSON

LB • 5-10 • 225 • JR
Vicksburg, Miss.
Jones County JC

2020: Appeared in all 12 games last season, starting in one... Named to the American Athletic Conference weekly honor roll on one occasion (Nov. 2)... Finished second on the team with 79 total tackles, also adding 10.5 tackles for a loss of 35 yards and 3.5 sacks for a loss of 19 yards... Opened the season with eight tackles at South Alabama, adding 1.5 tackles for a loss of nine yards and one sack for a loss of seven yards... Totaled four tackles and one tackle for a loss of one yard at home against Navy (Sept. 19)... Made eight tackles and one tackle for a loss of one yard at Southern Miss (Sept. 26)... Added three tackles at Houston (Oct. 8)... Recorded four tackles and one tackle for a loss of one yard against SMU (Oct. 16)... Made seven tackles and one sack for a loss of four yards at UCF (Oct. 24)... Recorded a season-high 14 tackles against Temple, adding 2.5 tackles for a loss of seven yards and one sack for a loss of two yards (Oct. 31)... Totaled eight tackles and 0.5 tackles for a loss of two yards at ECU (Nov. 7)... Made six tackles against Army (Nov. 14)... Notched 11 tackles, one tackle for a loss of eight yards and 0.5 sacks for a loss of six yards at Tulsa (Nov. 19)... Wrapped up the regular season with six tackles and one tackle for a loss of two yards against Memphis (Dec. 5)... Added nine tackles against Nevada in the Famous Idaho Potato Bowl (Dec. 22).

2019: Appeared in all of Tulane's games, starting one... Recorded two solo tackles against No. 10 Auburn (Sept. 7)... Logged two solo tackles in win over MSU (Sept. 14)... Made three tackles, including a sack against Houston (Sept. 19)... Registered three tackles against UConn (Oct. 12)... Picked up three tackles at Memphis (Oct. 18)... Posted two tackles at SMU (Nov. 30)... Logged a career-high five total tackles and one tackle for loss at the Lockheed Martin Armed Forces Bowl against Southern Miss. (Jan. 4).

Prior to Tulane: Rated a two-star prospect by 247Sports.com and the No. 41 player in the state of Mississippi out of high school... Spent last season at Jones County Junior College playing for the Bobcats... Led Jones with 74 tackles on the season including 58 solo and 16 assisted... His 58 solo tackles ranked 11 in the country and his 74 total tackles was 43rd in the country... Honorable Mention NJAA All-American... Averaged 6.2 tackles per game... Had two sacks and 8.5 tackles for loss during the year... Forced one fumble... Helped Jones to the MACJC championship game and a Mississippi Bowl win over Eastern Arizona.

Personal: Major is homeland security studies... Joined Tulane after just one semester in junior college... Mother once kept him out of football when he got a B+ in a class... Graduated third in his high school class.

Anderson's Career Defensive Statistics

Year	GP-GS	UT-AT-TT	TFL-Yd	Sks-Yd	FF	FR	PBU	Int-Yd	Bk
2019	13-1	19-7-26	2.0-3	1.0-2	0	0	1	0-0	0
2020	12-1	56-32-88	10.5-35	3.5-19	0	0	0	0-0	0
Career	25-2	75-39-114	12.5-38	4.5-21	0	0	1	0-0	0

Anderson's Career Highs

Tackles 14 vs. Temple, 10/31/20
 Sacks 1, 4x, last vs. Temple, 10/31/20
 Tackles for loss 2.5 vs. Temple, 10/31/20

NICK ANDERSON





#56 HAYDEN BEAL

LB • 5-11 • 215 • FR
Bluegoose, Tenn.
Scotts Hill

2020: Did not make an appearance in his freshman season.

Prior to Tulane: Served as a three-year captain of the football team at Scotts Hill High School... Two-time all-district offense and defense award winner... Finished senior season with 132 tackles and six sacks... Set the single-season forced turnover record at Scotts Hill.



#5 YGENIO BOOKER

RB • 5-11 • 200 • RSO
Brooksville, Fla.
Hernando HS

2020: Made appearances in five games as a redshirt sophomore... Rushed for a season-high 21 yards on five attempts on the road at Southern Miss (Sept. 26)... Totaled 20 rushing yards on four attempts at home against Temple (Oct. 31).

2019: Appeared in nine of Tulane's games... Had a season-long carry of 19 yards at home against FIU (Sept. 7)... Rushed for 10 yards including a touchdown at home against MSU (Sept. 14)... Tallied 49 yards on nine carries at home against UConn (Oct. 12)... Made one reception for 12 yards away at Memphis (Oct. 18)... Reeled in three receptions for 26 yards and a touchdown at Navy (Oct. 26).

2018: Redshirted to retain eligibility.

High School: Was a three-year letterwinner at Hernando High School in Brooksville, Florida... Rated a three-star prospect by 247Sports.com... Rated the sixth-fastest prospect in the entire 2018 class by 247Sports.com... Rushed for 607 yards on 55 carries for an average of 11.0 yards per carry and five touchdowns over two years... Also totaled 587 receiving yards on 23 receptions for an average of 25.5 yards per catch and 10 touchdowns... Averaged 13.2 yards per carry, gaining 421 yards and scoring four rushing touchdowns as a senior... Added 379 receiving yards (34.5 ypc) and six touchdowns in 2017... Collected 121 kickoff return yards in 2017, scoring on a 93-yard return for a touchdown... Recorded 92 rushing yards, 80 receiving yards and three touchdowns in Hernando's region quarterfinal contest.

Personal: Major is health and wellness.

Booker's Career Offensive Statistics

Year	GP-GS	Rushing					Receiving				
		Att	Yds	Avg.	TD	Long	No.	Yds	Avg.	TD	Long
2019	9-0	16	89	5.6	1	19	8	74	9.3	1	13
2020	5-0	9	41	4.6	0	9	1	-3	-3	0	-3
Career	14-0	25	130	5.2	1	19	9	71	7.9	1	13

Booker's Career Highs

Rushes	9 vs. UConn, 10/12/19
Yards	49 vs. UConn, 10/12/19
Long rush	19 vs. FIU, 8/29/19
Rushing Touchdowns	1 vs. MSU, 9/14/19



YGENIO BOOKER



#31 LARRY BROOKS

S • 6-0 • 200 • JR
Fort Worth, Texas
Kennedale HS

2020: Appeared in all 12 of Tulane's games in 2020, starting 11... Totaled 58 tackles, three interceptions, three pass breakups, two fumble recoveries and one forced fumble on the season... Made four tackles in the Green Wave's opener at South Alabama (Sept. 12)... Totaled seven tackles at home against Navy (Sept. 19)... Made two tackles and one tackle for loss at Southern Miss (Sept. 26)... Totaled five solo tackles on the road at Houston (Oct. 8)... Shined at home against SMU, making a career-high tying 11 tackles and adding one pass breakup and one fumble recovery (Oct. 16)... Grabbed five tackles at UCF (Oct. 24)... Totaled two tackles at home against Temple (Oct. 31)... Made three tackles and broke up a pass at ECU (Nov. 7)... Totaled four tackles and intercepted a pass at home against Army (Nov. 14)... Had a breakout game on the road at Tulsa, totaling nine tackles while adding a forced fumble, a fumble recovery, an interception and a pass breakup (Nov. 19)... Made his third interception of the season to close out the regular season at home against Memphis, adding two tackles (Dec. 5)... Logged four tackles against Nevada in the Famous Idaho Potato Bowl (Dec. 22).

2019: Appeared in 11 of Tulane's games, starting one... Recorded four pass break ups and three interceptions on the season... Made two tackles against FIU (Aug. 29)... Snagged two interceptions at home against MSU (Sept. 14)... Totaled six tackles against Houston (Sept. 19)... Collected three tackles at Army (Oct. 5)... Racked up five tackles against UConn (Oct. 12)... Had four tackles against Tulsa (Nov. 2)... Recorded an interception and a tackle at SMU (Nov. 30)... Intercepted one pass and returned it for 29 yards and made three total tackles in the Lockheed Martin Armed Forces Bowl against Southern Miss (Jan. 4).

2018: Played in all but two of Tulane's games this season as a true freshman... Earned his first career solo tackle against Nicholls.

High School: Was a four-year letterwinner at Kennedale High School in Kennedale, Texas... Rated a three-star prospect by Rivals.com and 247Sports.com... Earned Texas Class 4A Honorable Mention All-State honors by the Texas Associated Press Sports Editors... Earned 5-4A All-District first team honors as a junior... As a senior, recorded 146 tackles, 13 tackles for loss, three pass breakups, three interceptions, two sacks, one forced fumble, three fumble recoveries and one blocked field goal... As a junior, notched 45 tackles, 17 pass breakups and two interceptions... As a sophomore, recorded 54 tackles, five tackles for loss, five pass breakups, three interceptions, one sack and one fumble recovery... Also lettered in track and field.

Personal: Has one older brother, two older sisters, two younger brothers and four younger sisters... Major is health and wellness.

Brooks' Career Defensive Statistics

Year	GP-GS	UT-AT-TT	TFL-Yd	Sks-Yd	FF	FR	PBU	Int-Yd	Bk
2018	11-0	1-1-2	0-0	0-0	0	0	0	0	0
2019	12-1	18-7-25	0-0	0-0	0	0	4	4-64	0
2020	12-11	46-12-58	1.0-5	0-0	1	2	3	3-0	0
Career	35-12	65-20-85	1.0-5	0-0	1	2	7	7-64	0

Brooks' Career Highs

Tackles 11 vs. SMU, 10/16/20
 Interceptions 2 vs. Missouri State, 9/14/19

**LARRY
BROOKS**



#89 REGGIE BROWN

TE • 6-2 • 245 • FR
Houston, Texas
Legacy School of Sports Science

2020: Appeared in two games for the Green Wave in his freshman season.

Prior to Tulane: Tabbed as a three-star recruit by 247sports.com and rivals.com... Second-team all-district selection at tight end as a sophomore at Houston Lamar... Father, Reggie Brown, played in the NFL for the Detroit Lions and in college at Texas A&M... Mother, Kerrie Patterson-Brown, played basketball at Texas A&M... Mother and father founded Legacy School of Sports Science in 2017.





#20 CAMERON CARROLL

RB • 6-0 • 225 • RSO
Flowood, Miss.
Northwest Rankin HS

2020: Made appearances in all 12 games in his redshirt sophomore season, starting one... Finished second on the Green Wave roster with 741 total rushing yards and 12 touchdowns... Scored two touchdowns to open the season at South Alabama (Sept. 12)... Recorded two touchdowns and totaled 62 yards at home against Navy (Sept. 19)... Earned a season-high 163 rushing yards at Southern Miss, scoring three rushing touchdowns and one receiving touchdown (Sept. 26)... Scored a touchdown at home against Temple, totaling 63 rushing yards (Oct. 31)... Recorded 129 rushing yards at ECU, scoring two touchdowns in the win (Nov. 7)... Closed the regular season with one rushing touchdown and 38 total yards at home against Memphis (Dec. 5)... Logged 120 yards rushing and one touchdown on 10 carries against Nevada in the Famous Idaho Potato Bowl (Dec. 22).

2019: Played in 11 games... Finished fifth on the team in rushing yards with 364 (5.1 yards per carry) and four touchdowns... Had eight carries for 44 yards at home against FIU (Aug. 29)... Rushed five times for 33 yards at home against MSU (Sept. 14)... Exploded for a 41-yard touchdown run at Army (Oct. 5)... Picked up 22 rushing yards and caught a touchdown pass at home against UConn (Oct. 12)... Tallied 71 yards on eight carries away at Navy (Oct. 26)... Rushed for two touchdowns away at Temple (Nov. 16)... Closed out the year on a high note, as he rushed for a game-high 48 yards against Southern Miss in the Lockheed Martin Armed Forces Bowl (Jan. 4).

2018: Appeared in just four games during the regular season... Saw a majority of his action on special teams... Rushed four times for 14 yards against Houston (Nov. 15).

High School: Was a three-year letterwinner at Northwest Rankin High School in Brandon, Miss.... Rated a two-star prospect by 247Sports.com... earned 2017 Mississippi Class 6A All-State First-Team honors by the Mississippi Association of Coaches and Second-Team All-State honors by the Clarion Ledger... Ran for 100+ yards in 14 games during his varsity career... As a senior, carried the ball 185 times for 1,370 yards and nine touchdowns while also hauling in 18 catches for 192 yards and two touchdowns... As a junior, carried the ball 249 times for 1,399 yards and 15 touchdowns... As a sophomore, carried the ball 78 times for 377 yards and four touchdowns... Clocks a 4.42 40-yard time at Tulane summer camp.

Personal: Has one older brother and one older sister... Father, Herman Carroll, played football at Mississippi State and with the New Orleans Saints... Major is health and wellness.

Carroll's Career Offensive Statistics

Year	GP-GS	Rushing					Receiving				
		Att	Yds	Avg.	TD	Long	No.	Yds	Avg.	TD	Long
2018	4-0	4	14	3.5	0	10	0	0	0.0	0	0
2019	11-0	72	364	5.1	4	41	2	0	0.0	1	2
2020	12-1	122	741	6.1	12	65	4	49	12.3	1	32
Career	27-1	198	1119	5.7	16	65	6	49	8.2	2	32

Carroll's Career Highs

Rushes	18 at Houston, 10/8/20
Yards	163 at Southern Miss, 9/26/20
Long	65 vs. Nevada, 12/22/20
Rushing Touchdowns	3 at Southern Miss, 9/26/20
Receptions	2 at Tulsa, 11/19/20
Yards	32 at Southern Miss, 9/26/20
Long	32 at Southern Miss, 9/26/20
Receiving Touchdowns	1 at Southern Miss, 9/26/20



**CAMERON
CARROLL**



#37 MACON CLARK

S • 6-0 • 190 • JR
St. Rose, La.
Destrehan HS

2020: Appeared in all 12 of Tulane's games this season, starting eight... Totaled 43 tackles, 6.5 tackles for a loss of 26 yards, four sacks for a loss of 17 yards, one forced fumble, one fumble recovery, two interceptions and four pass breakups... Made one tackle to open the season at South Alabama (Sept. 12)... Added two tackles and one tackle for a loss of six yards at home against Navy (Sept. 19)... Totaled five tackles and a pass breakup at Southern Miss (Sept. 26)... Had a breakout game against Houston, totaling four tackles, one sack for a loss of two yards and two interceptions for 73 yards (Oct. 8)... Recorded five tackles and one pass breakup at home against SMU (Oct. 16)... Added three tackles at UCF (Oct. 24)... Made two tackles at home against Temple (Oct. 31)... Totaled four tackles at ECU, adding one sack for a loss of one yard (Nov. 7)... Notched a season-high six tackles at home against Army (Nov. 14)... Made two tackles at Tulsa, also adding one forced fumble, one fumble recovery and one pass breakup (Nov. 19)... Totaled five tackles, 1.5 tackles for a loss of seven yards, one sack for a loss of six yards and one pass breakup to wrap up the regular season against Memphis (Dec. 5)... Logged a career-high 2.0 tackles for loss and tied his career-high with 1.0 sacks against Nevada in the Famous Idaho Potato Bowl (Dec. 22).

2019: Appeared in nine games... Made three tackles against FIU (Aug. 29)... Recorded three solo tackles against No. 10 Auburn (Sept. 7)... Had two tackles and an interception against UConn (Oct. 12)... Logged three tackles against UCF (Nov. 23).

2018: Made appearances in 12 of Tulane's 13 games as a true freshman... Tallied two solo tackles in the Green Wave's home win over Memphis (Sept. 28) to total five this year.

High School: Was a three-year letterwinner at Destrehan High School in Destrehan, La.... Rated a three-star prospect by 247Sports.com... Earned Louisiana Class 5A All-State First Team honors by the Louisiana Sportswriters Association and the Louisiana Football Coaches Association... Also earned Class 5A Composite All-State honors by the LFCA... Named First Team All-District MVP.

Personal: Has one younger brother and one younger sister... Major is business.

Clark's Career Defensive Statistics

Year	GP-GS	UT-AT-TT	TFL-Yd	Sks-Yd	FF	FR	PBU	Int-Yd	Bk
2018	12-0	5-0-5	0-0	0-0	0	0	0	0	0
2019	9-0	9-5-14	0-0	0-0	0	0	1	1-20	0
2020	12-8	30-13-43	6.5-26	4.0-17	1	1	4	2-73	0
Career	33-8	44-18-62	6.5-26	4.0-17	1	1	5	3-93	0

Clark's Career Highs

Tackles	6 vs. Army, 11/14/20
Interceptions	2 at Houston, 10/8/20
Tackles for Loss	2.0 vs. Nevada, 12/22/20
Sacks	1.0, 3X, last vs. Nevada, 12/22/20



#79 JOEY CLAYBROOK

OL • 6-7 • 300 • RJR
Starkville, Miss.
Starkville HS

2020: Started in nine games for the Green Wave... Blocked in an O-line unit that led the way for Tulane to average 217.1 rushing yards per game... Helped the Green Wave gain 203 rushing yards and four touchdowns on 40 attempts in the season opener at South Alabama (Sept. 12)... Led the way for Tulane to gain 265 yards on the ground against Navy (Sept. 19)... Part of an o-line squad that blocked for the Olive and Blue as they gained a season-high 427 rushing yards and rushed for seven touchdowns in the win at Southern Miss (Sept. 26)... Blocked for the Olive and Blue as they rushed for 277 yards and two touchdowns and passed for 216 yards and three touchdowns in the 38-21 win at ECU (Nov. 7)... Led the way for the Green Wave to post 171 yards and two touchdowns on the ground and 197 yards and two touchdowns through the air in the win over Army (Nov. 14)... Helped the Green Wave log 226 yards and one touchdown on 51 rushing attempts at No. 25 Tulsa (Nov. 19)... Part of the O-line that helped Tulane pass for a season-high 254 yards and two touchdowns and rush for 165 yards and three touchdowns in the win over Memphis (Dec. 5).

2019: Played and started in all of Tulane's games in his redshirt sophomore season... Helped Tulane's running game rank second in the American Athletic Conference with 243.2 yards per game... Paved the way for a season-high 350 yards rushing in the Green Wave's home opener win over FIU (Aug. 29) and over 300 yards rushing in wins over Houston (Sept. 19), Army (Oct. 5) and UConn (Oct. 12).

2018: Played in all but two games this season for the Green Wave as a right tackle... Earned starts against USF (Nov. 3), ECU (Nov. 10), Navy (Nov. 24) and Louisiana-Lafayette in the AutoNation Cure Bowl (Dec. 15)... Helped Tulane's excellent running game that averaged more than 200 yards per contest and helped protect quarterbacks Jonathan Banks and Justin McMillan... Paved the way for a season-high 365 yards rushing against USF and over 300 yards rushing in Tulane's wins over Memphis (Sept. 28), Tulsa (Oct. 27) and Louisiana-Lafayette (Dec. 15).

2017: Did not play for the Green Wave during his true freshman season... Member of the Tulane 3.0 Club.

High School: Was a three-year letterman at Starkville High School in Starkville, Miss.... Rated a three-star prospect by 247sports.com (#140 offensive tackle in the nation and #39 player out of Mississippi) and a two-star prospect by Scout.com and Rivals.com... Anchored the offensive line on the way to a Class 6A state championship as a junior... Received second-team all-state honors as a senior... Also lettered in baseball as a freshman.

Personal: Has one younger brother and one younger sister... Major is business.



#38 JOSH COLTRIN

QB • 6-1 • 215 • FR
Houston, Texas
Manvel HS

2020: Made his lone appearance of the year against Army (Nov. 14).

2019: Did not play.

Prior to Tulane: Played football for two years as a quarterback at Manvel...Was the state runner-up in 2017...Scored five touchdowns in a single game against Clear Lake HS...Was also a jumper on his high school track and field team for two years...An all-area triple jumper.

Personal: Son of George and Kathy Coltrin...Graduated in the top 10 percent of his high school class...Majoring in engineering and physics...Favorite athlete is Tom Brady.



#67 GRAHAM DABLE

K • 6-1 • 200 • SO
Winnetka, Ill.
New Trier

2020: Did not appear in a game for the Green Wave.

Prior to Tulane: Three-year letterwinner...Kicked and punted for his high school football team...Was voted Special Teams Player of the Year by his teammates during his junior and senior seasons.

Personal: Major is Undeclared Business.



#14 CHRISTIAN DANIELS

WR • 6-2 • 215 • RSO
Rocky Mount, N.C.
Western Alamance HS

2020: Successfully made the transition from quarterback to tight end, as he saw action in all 12 games... Finished the regular season with five catches for 57 yards...Opened the year with 33 yards receiving against South Alabama (Sept. 12)...Posted receptions against Navy (Sept. 19), Houston (Oct. 8) and Army (Nov. 14).

2019: Made two appearances on the year with the first coming against Missouri State at home (Sept. 14)... Rushed for 22 yards at home against UConn (Oct. 12).

2018: Redshirted to retain eligibility.

High School: Was a two-year letterwinner at Western Alamance High School in Elon, North Carolina...Also lettered two years at Northern Nash HS in Rocky Mount, North Carolina...Rated a three-star prospect by 247Sports.com...Named the 2017 Western Alamance Offensive Player of the Year...As a senior, completed 172 of 278 passes for 2,218 yards and 21 touchdowns while also carrying the ball 156 times for 1,112 yards and 16 touchdowns...As a junior, completed 131 of 201 passes for 2,079 yards and 20 touchdowns while also carrying the ball 96 times for 457 yards and seven touchdowns...On the defensive side of the ball, recorded 68 tackles, one tackle for loss and one quarterback hurry.

Personal: Enrolled at Tulane in spring 2018...Was born in Misawa, Japan...Major is marketing.

Year	GP-GS	Rushing					Receiving				
		Att	Yds	Avg.	TD	Long	No.	Yds	Avg.	TD	Long
2018	0-0	0	0	0.0	0	0	0	0	0.0	0	0
2019	2-0	3	23	7.7	0	13	0	0	0.0	0	0
2020	12-0	0	0	0.0	0	0	5	57	11.4	0	33
Career	14-0	3	23	7.7	0	13	5	57	11.4	0	33

Daniels' Career Highs

Rushes	2 vs. UConn, 10/12/19
Rush yards.....	22 vs. UConn, 10/12/19
Long rush	13 vs. UConn, 10/12/19
Receptions	2 vs. Army, 11/14/20
Receiving Yards	33 at South Alabama, 9/12/20
Long reception	33 at South Alabama, 9/12/20



#19 CAMERON DARTEZ

QB • 6-0 • 195 • RFR
Baton Rouge, La.
Catholic HS

2020: Did not make an appearance in 2020.

Prior to Tulane: Spent one season at Nicholls State where he received a redshirt...Two-year starting quarterback for at Catholic High School in Baton Rouge...Led Catholic to two straight Division I State Championship appearances winning the title in 2017 while earning Most Valuable Player...Selected 5-5A First Team All-District and 5-5A District Offensive Most Valuable Player...Selected to Division I All-State Academic Team...Selected as a Two-time WAFB Player of the Week...Selected as a WBRZ Fans Choice Award winner...As a senior, completed 69 percent of his passes for 1,487 yds, 16 TDs and rushed for 415 yds, 5 TDs...As a junior, completed 61 percent of his passes for 1,657 yds and 12 TDs...Also played baseball, First Team All-District and Baton Rouge Area All-Metro Team.



#49 ARMONI DIXON

JOKER • 6-3 • 230 • RFR
Wilmette, Ill.
Loyola Academy

2020: Did not make an appearance in his redshirt freshman season.

2019: Appeared in two games...Made a tackle against UConn (Oct. 12).

Prior to Tulane: Rated as a three-star prospect by 247Sports and the No. 40 player in Illinois...Also received interest from Cincinnati and Navy...Helped Loyola Academy to a victory in the Class 8A Illinois state championship game over Brother Rice in 2018 where his defense held Brother Rice to just 3 points...His team allowed just 33 points per game in five playoff games including two shutouts...Helped Loyola Academy to a state runner-up finish in 2017 and 2016.



#64 COREY DUBLIN

OL • 6-4 • 300 • SR
New Orleans, La.
Jesuit HS

2020: Started in 11 games for the Green Wave...Blocked in an O-line unit that led the way for Tulane to average 217.1 rushing yards per game....Helped the Green Wave gain 203 rushing yards and four touchdowns on 40 attempts in the season opener at South Alabama (Sept. 12)...Led the way for Tulane to gain 265 yards on the ground against Navy (Sept. 19)... Part of an o-line squad that blocked for the Olive and Blue as they gained a season-high 427 rushing yards and rushed for seven touchdowns in the win at Southern Miss (Sept. 26)... Blocked for the Green Wave as they gained 195 yards and two touchdowns on the ground against No. 17/18 SMU (Oct. 16)... Helped Tulane rush for 284 yards and two touchdowns in the 38-3 win over Temple (Oct. 31)... Blocked for the Olive and Blue as they rushed for 277 yards and two touchdowns and passed for 216 yards and three touchdowns in the 38-21 win at ECU (Nov. 7)...Led the way for the Green Wave to post 171 yards and two touchdowns on the ground and 197 yards and two touchdowns through the air in the win over Army (Nov. 14)...Helped the Green Wave log 226 yards and one touchdown on 51 rushing attempts at No. 25 Tulsa (Nov. 19).

2019: Played and started in all 13 games at left guard...Helped Tulane's running game rank second in the American Athletic Conference with 243.2 yards per game...Paved the way for a season-high 350 yards rushing in the Green Wave's home opener win over FIU (Aug. 29) and over 300 yards rushing in wins over Houston (Sept. 19), Army (Oct. 5) and UConn (Oct. 12)...Named Honorable Mention All-American Athletic Conference.

2018: Played in every game as Tulane's starting center...Helped Tulane's excellent running game that averaged more than 200 yards per contest and helped protect quarterbacks Jonathan Banks and Justin McMillan... Helped Tulane to a fifth-place conference standing in rushing offense, paving the way for a season-high 365 yards against USF (Nov. 3)...Served as a team captain when Tulane played at Ohio State (Sept. 22).

2017: Started all 12 games on the offensive line in his true freshman season...Helped the Tulane rushing attack to a fourth-place finish in The American with 231.5 yards per game...Recorded one solo tackle against SMU...Member of the 2017-18 American Athletic Conference All-Academic Team...Member of the Tulane 3.0 Club.

High School: Was a four-year letterman at Jesuit High School in New Orleans...Rated a three-star prospect by 247sports.com (#97 offensive guard in the nation #78 player in Louisiana) and a two-star prospect by Scout.com...As a senior, named first-team all-state by the Louisiana Football Coaches Association...Made the all-metro large schools team as a senior after receiving honorable mention honors as a junior...As a sophomore, started on the offensive line won the Division 1 state championship...Also won the Division 1 state heavyweight championship in wrestling as a junior and a senior.

Personal: Pursuing a Master of Business Administration.



COREY DUBLIN



#17 RUDY DYSON

DB • 6-2 • 200 • FR
Kentwood, La.
Kentwood HS

2020: Showed great potential in his freshman season...Saw action in nine games and made one start... Finished the regular season with 26 total tackles (20 solo) and two tackles for loss... His five pass breakups were tied for second on the team... Totaled five tackles (three solo) at UCF (Nov. 24)... Posted three solo tackles against ECU (Nov. 7)... Made the most of his first career start opportunity against No. 25-ranked Tulsa (Nov. 21), as he posted a career-high seven tackles (six solo) and added two tackles for loss... Closed out the regular season on a high note, as he posted a pair of solo tackles against Memphis (Dec. 5) and recorded his first career interception... Tallied three total tackles (two solo) against Nevada in the Famous Idaho Potato Bowl.

Prior to Tulane: Earned three-star ratings from 247Sports.com and Rivals.com, ranking 81st among 2020 recruits out of Louisiana... Totaled 1,128 receiving yards in his senior year, averaging 80.6 yards per game with 44 receptions... Recorded seven receiving and five rushing touchdowns in his final season, helping his team to a Class 2A state finalist spot.



#95 ADONIS FRILOUX

DL • 6-1 • 300 • RFR
Hahville, La.
Hahnville HS

2020: Appeared in 10 games making first career start against Memphis...Made one sack in his collegiate debut at Southern Miss (Sept. 26)...Logged six tackles at UCF (Oct. 24)...Tallied four tackles, 1.5 tackles for loss and 0.5 sacks in the win over Temple (Oct. 31)...Registered three tackles at ECU (Nov. 7)...Logged one sack for six yards in the win over Memphis (Dec. 5).

Prior to Tulane: Earned three-star ratings from 247Sports.com and Rivals.com... Ranked the No. 53 recruit in the state of Louisiana and the No. 96 defensive tackle recruit in 2020 (247Sports.com)... Received First Team All-Conference honors in his senior season, helping lead Hahnville High School to a 9-3 overall and 5-1 district record... Totaled 55 solo tackles and 105 assisted tackles in 12 games in 2019, adding three forced fumbles, 21 sacks and one pass break-up.



#74 JACKSON FORT


OL • 6-4 • 305 • RFR
The Woodlands, Texas
College Park HS

2020: Appeared in one game for the Green Wave...Blocked in an O-line unit that led the way for Tulane to average 217.1 rushing yards per game...Part of an o-line squad that blocked for the Olive and Blue as they gained a season-high 427 rushing yards and rushed for seven touchdowns in the win at Southern Miss (Sept. 26).

2019: Appeared in one game in his first season with the Green Wave, at home against UConn (Oct. 12).

Prior to Tulane: Earned a three-star rating from 247Sports.com...Earned FirstTeam All-District honors in his senior year and Second Team All-Conference honors in his junior year at The Woodlands College Park...Led his team to a 4-4 record in 6A Region II District 15, earning an overall 6-4 record in his senior year.

Personal: Intended major is Homeland Security...Has one younger brother and one older sister...Favorite athlete is Joe Thomas.



#96 CASEY GLOVER

PK • 6-3 • 210 • RSO
Jericho, N.Y.
Friends Academy

2020: Made three appearances in his redshirt sophomore season...Punted five times for 224 total yards at South Alabama...Logged a career-long 51-yard punt at USA (Sept. 9).

2019: Appeared twice for the Green Wave...Debuted at home against MSU (Sept. 14), kicked off for 58 yards.

2018: Did not play for Tulane during his true freshman season.

High School: Former letterwinner at Friends Academy...Placekicker for the Quakers...Also played basketball and soccer.

Personal: Brother is fellow Tulane kicker Merek Glover...Major is undecided.



#62 MEREK GLOVER

PK • 6-0 • 200 • RSR
Jericho, N.Y.
Friends Academy

2020: Appeared in all 12 games for Tulane...Went 51-52 on PATs...Went 9-9 on PATs and made a 41-yard field goal at Southern Miss (Sept. 26)...Hit 4-4 PATs and a 39-yard field goal at Houston (Oct. 8)...Made a season-high two field goals and was a perfect 4-4 on PATs against SMU (Oct. 16)...Made five PATs and a 40-yard field goal in the win over Temple (Oct. 31)...Hit five PATs and a season-long 42-yard field goal in the win at ECU (Nov. 7).

2019: Played in every game for Tulane...51 of 51 on PATs...Made two field goals, including one for a career-best 44 yards against Auburn (Sept. 7)...Connected on 5 PATs and a field goal against MSU (Sept. 14)...Made 5 PATs and a 44-yard field goal against Houston (Sept. 19)...Made 6-of-6 PATs at Army (Oct. 5)...Converted on all six PATs against UConn (Oct. 12)...Logged a 31-yard field goal at Memphis (Oct. 18)...Went 5-5 on PATs at Navy (Oct. 26)...Was a perfect 5-5 on PATs against Tulsa (Nov. 2)...Drilled three of three PATs at Temple (Nov. 16)...Converted on four PATs against UCF (Nov. 23)...Made two field goals, including one from 42 yards, and two PATs at SMU (Nov. 30)...Was a perfect 3-for-3 in field goals, as he connected from 31, 31 and 36 yards out against Southern Miss in the Lockheed Martin Armed Forces Bowl (Jan. 4).

2018: Played in every game for the Green Wave as the team's placekicker...Hit a career-long 40-yard field goal at UAB (Sept. 15)...Tied that career long with a 40-yarder against Houston (Nov. 15)...Notched a then-career-long 39-yarder in the season opener against Wake Forest (Aug. 30)...Made a season-best two field goals at USF (Nov. 3) and also had two kickoffs for the first time all season...Hit a 20-yard field goal against Memphis (Sept. 28) and at Tulsa (Oct. 27)...Kicked a 33-yard field goal against ECU to give Tulane a 6-point lead late in the game (Nov. 10)...Tied his season-best two field goals with 38 and 26-yard completions in Tulane's win over Louisiana-Lafayette in the AutoNation Cure Bowl (Dec. 15).

2017: Played in 11 games for Tulane as the team's primary placekicker...Made 8 of his 9 field goal attempts on the season for an 88.9 percent rate...If he had taken enough kicks to qualify, his 88.9 percent rate would have led The American...Had a season-long field goal of 37 yards against Cincinnati...Made a season-best three field goals against Cincinnati...Made 32 of 34 PATs on the year...Finished second on Tulane's roster with 56 total points...Took two kickoffs in the season opener against Grambling, averaging 61 yards per kickoff.

2016: Did not play for the Green Wave in his first year with the team.

Personal: Major is marketing...Played in high school at Friends Academy in Glen Cove, N.Y.

Glover's Career Kicking Statistics

Years	GP-GS	FG	Att	Pct.	Long	PAT	Att	Pct.	Pts	KO	Yds
2017	11-0	8	9	88.9	37	32	34	94.1	56	2	122
2018	13-0	10	13	76.9	40	41	43	95.3	71	3	94
2019	13-0	13	17	76.5	44	51	51	1.000	90	69	4032
2020	12-0	9	15	60.0	42	51	52	98.1	78	74	4304
Career	49-0	40	54	74.1	44	175	180	97.2	295	148	8552

Glover's Career Highs

Points scored	12, 2x, last at Southern Miss, 9/26/20
PATs made	9 at Southern Miss, 9/26/20
Field goals made	3 2x, last vs. Southern Miss (LMAFB), 1/4/20
Field goals attempted	4 vs. Cincinnati, 11/4/17
Long	44, 2x, last vs. Houston, 9/19/19

MERREK GLOVER



#69 RASHAD GREEN

OL • 6-4 • 305 • FR
Baton Rouge, La.
University Lab

2020: Appeared in three games for the Green Wave... Blocked in an O-line unit that led the way for Tulane to average 218.9 rushing yards per game...Helped Tulane rush for 284 yards and two touchdowns in the 38-3 win over Temple (Oct. 31)... Blocked for the Olive and Blue as they rushed for 277 yards and two touchdowns and passed for 216 yards and three touchdowns in the 38-21 win at ECU (Nov. 7)...Helped the Green Wave log 226 yards and one touchdown on 51 rushing attempts at No. 25 Tulsa (Nov. 19).

Prior to Tulane: A three-star offensive lineman by Rivals and 247sports.com out of University Lab school... Considered one of the top 50 recruits in the state of Louisiana... Helped the Cubs finish with a 9-5 overall record and 6-2 mark in district play, making it to the semifinals of the non-select playoffs in Division II... Is also a member of the U-High track team where he placed seventh in the shot put at the state meet and qualifying for regionals in the discus as a junior.





#25 KEVARIS HALL

DB • 6-2 • 190 • FR
Red Oak, Texas
Red Oak HS

2020: Made appearances in nine games in his first season Uptown... Totaled seven tackles, one sack for a loss of 10 yards and one interception... Intercepted a pass for 52 yards on the road at Southern Miss (Sept. 26)... Made one tackle on the road at Houston (Oct. 8)... Had one tackle and one sack for a loss of 10 yards at home against SMU (Oct. 16)... Recorded one tackle at UCF (Oct. 24)... Earned a season-high three tackles on the road at ECU (Nov. 7)... Made one tackle on the road at Tulsa (Nov. 19).

Prior to Tulane: Earned three-star ratings from 247Sports and Rivals.com... Helped Red Oak High School to an 11-2 record in his senior year, going undefeated at 7-0 in district play... Played in the 2019 5A Division II state regional game.



#54 CARLOS HATCHER

JOKER • 6-3 • 250 • RSO
Carrollton, Texas
Hebron HS

2020: Appeared in seven of Tulane's games as a redshirt sophomore... Made one tackle in Tulane's season opener at South Alabama (Sept. 12)... Added one tackle at home against Navy (Sept. 19)... Made one tackle on the road at Southern Miss (Sept. 26)... Added two tackles at Houston (Oct. 8)... Recorded a season-high five tackles on the road at UCF, adding one sack for a loss of nine yards (Oct. 24).

2019: Appeared in four games... Made one tackle against FIU (Aug. 29)... Recorded three solo tackles, including two for a loss at Memphis (Oct. 18).

2018: Suited up for 12 of Tulane's 13 games with three starts as a true freshman... Recorded a career-high five tackles on the road against Cincinnati (Oct. 6) to total 15 this year... Totaled two sacks this season to force a combined loss of 11 yards.

High School: Was a three-year letterwinner at Hebron High School in Carrollton, Texas... Rated a three-star prospect by 247Sports.com... Earned Texas Class 6A Honorable Mention All-State honors by the Texas Associated Press Sports Editors... As a senior, notched 55 tackles, 15 tackles for loss, 9.5 sacks, one forced fumble, one fumble recovery and one pass defended... Missed his junior season because of a torn ACL... Also lettered in track and field as a senior... Father Jason Hatcher was an NFL Pro Bowl defensive lineman for the Dallas Cowboys and Washington Redskins.

Personal: Major is undecided.

Hatcher's Career Defensive Statistics

Year	GP-GS	UT-AT-TT	TFL-Yd	Sk-Yd	FF	FR	PBU	Int	Bk
2018	12-3	8-7-15	4.0-20	2.0-11	0	0	2	0	0
2019	4-0	3-1-4	2.0-3	0-0	0	0	0	0	0
2020	7-0	6-4-10	1.5-9	1.0-9	0	0	0	0	0
Career	23-3	17-12-29	7.5-32	3.0-20	0	0	2	0	0

Hatcher's Career Highs

Tackles	5, 2x, last at UCF, 10/24/20
Tackles for loss	2.0 at Memphis, 10/18/19
Sacks	1.0, 2x, last at UCF, 10/24/20



#19 KILAND HARRISON

DB • 6-0 • 180 • RFR
Raymond, Miss.
St. Joseph Catholic

2020: Appeared in five games as a redshirt freshman... Played against Temple (Oct. 31), at ECU (Nov. 7), against Army (Nov. 14) and at Tulsa (Nov. 19)... Made his first career tackle vs. Nevada in the Famous Idaho Potato Bowl (Dec. 22).

2019: Made two appearances for Tulane... Debuted against Missouri State (Sept. 14), collected one tackle.

Prior to Tulane: Rated a three-star prospect by 247Sports.com, who also has him as the No. 50 player in the state of Mississippi... Played wide receiver and cornerback in high school... Took St. Joseph to the second round of the 2018 Mississippi Class 2A state playoffs... Also reached the first round of the state playoffs in 2017 and the second round in 2016... Runs a 4.39-second 40-yard dash... Has a vertical of 36.5 inches... Won the 100m dash at the 2019 MHSAA State Championships.

Personal: Intended major is environmental biology... Has one older brother.



#52 SINCERE HAYNESWORTH

OL • 6-1 • 305 • SO
Pearland, Texas
Pearland HS

2020: Started all 12 games for the Green Wave at Center...The only player on the line to start all 12 games... Blocked in an O-line unit that led the way for Tulane to average 217.1 rushing yards per game....Helped the Green Wave gain 203 rushing yards and four touchdowns on 40 attempts in the season opener at South Alabama (Sept. 12)...Led the way for Tulane to gain 265 yards on the ground against Navy (Sept. 19)... Part of an o-line squad that blocked for the Olive and Blue as they gained a season-high 427 rushing yards and rushed for seven touchdowns in the win at Southern Miss (Sept. 26)... Blocked for the Green Wave as they gained 195 yards and two touchdowns on the ground against No. 17/18 SMU (Oct. 16)... Helped Tulane rush for 284 yards and two touchdowns in the 38-3 win over Temple (Oct. 31)... Blocked for the Olive and Blue as they rushed for 277 yards and two touchdowns and passed for 216 yards and three touchdowns in the 38-21 win at ECU (Nov. 7)...Led the way for the Green Wave to post 171 yards and two touchdowns on the ground and 197 yards and two touchdowns through the air in the win over Army (Nov. 14)...Helped the Green Wave log 226 yards and one touchdown on 51 rushing attempts at No. 25 Tulsa (Nov. 19)...Part of the O-line that helped Tulane pass for a season-high 254 yards and two touchdowns and rush for 165 yards and three touchdowns in the win over Memphis (Dec. 5).

2019: Made 11 appearances and five starts in 2019... Helped Tulane rush for 311 yards and three touchdowns in the win over UConn (Oct. 12)... Led the charge for the Olive and Blue's 290 yards and three touchdowns in the win over Tulsa (Nov. 2)... Helped Tulane amass 203 rushing yards and three touchdowns at Temple (Nov. 16)... Aided in the Green Wave's 221 rushing yards and two touchdowns against UCF (Nov. 23)... Assisted in Tulane's 223 rushing yards and two touchdowns in the regular season finale at SMU (Nov. 30).

Prior to Tulane: Earned three-star ratings from 247Sports.com and Rivals.com...Finished his senior year at Pearland with a 7-0 record in 6A Region III District play, going 10-1 overall to earn a spot in the playoffs...Led his team to the second rounds of the Texas State Championship in 2016 and 2015...Chose Tulane over Army and conference-foe Navy.

Personal: Intended major is psychology...Has five older siblings...Favorite athlete is Tom Brady.



#33 KEVIN HENRY

LB • 6-0 • 230 • GR
Baton Rouge, La.
Oklahoma State/Central HS

2020: Appeared in 11 of Tulane's games in his first season Uptown, starting nine... Totaled 48 tackles on the season, adding seven tackles for loss, one sack, one forced fumble and one pass breakup...Made two tackles and 0.5 tackles for a loss of one yard in the team's opener at South Alabama (Sept. 12)... Added seven tackles at home against Navy (Sept. 19)... Notched six tackles and one tackle for a loss of two yards on the road at Southern Miss. (Sept. 26)... Made five tackles and had one sack for a loss of 12 yards at Houston (Oct. 8)... Totaled seven tackles at home against SMU, adding two tackles for a loss of five yards and one pass breakup (Oct. 16)... Made a season-high eight tackles at UCF (Oct. 24)... Made four tackles and 0.5 tackles for a loss of one yard against Temple (Oct. 31)... Recorded five tackles and one tackle for a loss of one yard at ECU (Nov. 7)... Grabbed one tackle at home against Army (Nov. 14)... Tallied three tackles and one tackle for loss in the Famous Idaho Potato Bowl against Nevada (Dec. 22).

Prior to Tulane: Spent the past five years with the Oklahoma State football program (2015-19)...Helped the Cowboys to 45 wins and five bowl appearances...Played in 12 games in 2019, recording 23 tackles and tallying 1.5 tackles for loss as he helped the Cowboys to their 14th consecutive bowl appearance...Saw action in 36 games and recorded over 50 career tackles...Starred at Central High School...Finished his senior year with 80 total tackles, three interceptions, six forced fumbles and a fumble recovery...Named to the New Orleans Times-Picayune class 5A all-state first team, the all-district 5A first team and was a Louisiana Sportswriters Association class 5A all-state team honorable mention.

Henry's Tulane Career Highs

Tackles	8 vs. SMU, 10/16/20
Tackles for loss	2.0 vs. SMU, 10/16/20
Sacks	1.0 at Houston, 10/8/20



SINCERE HAYNESWORTH

#94 ERIC
HICKS JR.DL • 6-2 • 285 • RFR
Savannah, Ga.
Benedictine Military School

2020: Made five starts in 12 appearances for the Green Wave... Totaled 20 tackles, 4.5 tackles for loss, 0.5 sacks and one blocked kick...Logged three tackles and one tackle for loss at Southern Miss (Sept. 26)... Registered three tackles against Temple (Oct. 31)...Recorded two tackles for loss and blocked a field goal in the win at ECU (Nov. 7)...Totaled two tackles in the win over Army (Nov. 14)...Made a career-high five tackles and 0.5 sacks at Tulsa (Nov. 19)...Logged one tackle for loss in the regular season finale win over Memphis (Dec. 5)...Made two tackles against Nevada in the Famous Idaho Potato Bowl (Dec. 22).

2019: Appeared in one game for Tulane in his true freshman season.

Prior to Tulane: Rated a three-star prospect by 247Sports.com, who ranks him as the No. 101 defensive tackle in the country...Also had offers from UConn, Rutgers and UCF, among others...Named a First Team All-Region Defensive Player...Took Benedictine to the AAA state quarterfinals in 2018...Won the Class AA state championship as a sophomore...Competed in track and field, winning his region in 2018 and 2019.

Personal: Intended major is finance...Has one older sister and one younger sister.

Hicks Jr.'s Career Highs

Tackles 5 at Tulsa, 11/19/20
Tackles for loss 2.0 at ECU, 11/7/20
Sacks 0.5 at Tulsa, 11/19/20

#41 DARIUS
HODGESJOKER • 6-1 • 280 • RFR
Montgomery, Ala.
Park Crossing HS

2020: Appeared in eight games in his redshirt freshman season... Totaled two tackles, one tackle for a loss of three yards and one pass breakup in the season opener against Southern Miss (Sept. 26)... Added one tackle and one fumble recovery at Houston (Oct. 8)...Made three tackles and one pass breakup at home against SMU (Oct. 16)... Added three tackles on the road at UCF (Oct. 24)...Grabbed one tackle and one sack for a loss of four yards against Temple (Oct. 31)...Made one tackle and broke up one pass at ECU (Nov. 7)...Made two tackles against Nevada in the Famous Idaho Potato Bowl (Dec. 22).

2019: Did not make an appearance in the 2019 season.

Prior to Tulane: Rated as a three-star prospect by 247Sports.com, who has him as the No. 79 player in Alabama...Helped his team to the first round of the Alabama state playoffs in 2018...Took Park Crossing to the second round of the state playoffs as a junior...Reached the state semifinals at Park Crossing during his sophomore year...As a junior, had 18 tackles and a forced fumble...Named one of 10 "Players to Watch" by the Montgomery Advertiser before the 2017 season...Also received an offer from Arkansas...Runs a 4.7-second 40-yard dash.

Personal: Son of Andre and Steven Hodges Sr....Has one older brother and one younger sister...Favorite athlete is Josh Allen.

Hodges' Career Highs

Tackles 3, 2x, last at UCF, 10/24/20
Tackles for loss 1.0, 2x, last vs. Temple, 10/31/20
Sacks 1.0 vs. Temple, 10/31/20



#66 NIK HOGAN

OL • 6-4 • 295 • RSO
Brandon, Miss.
Northwest Rankin HS

2020: Did not make an appearance in the 2020 season.

2019: Made his only appearance against UConn (Oct. 12).

2018: Redshirted to retain eligibility.

High School: Was a three-year letterwinner at Northwest Rankin High School in Brandon, Miss....Rated a three-star prospect by 247Sports.com and Scout.com...Earned All-District 6-6A honors as a senior in 2017...Led the Cougars to the Mississippi state playoffs in 2016 and 2017...Also lettered three years in baseball...Earned All-District 6-6A honors as a senior in 2018.

Personal: Has one younger sister...Major is business.



#57 ETHAN HUDAK

LS • 6-0 • 225 • FR
Phoenix, Ariz.
Mountain Ridge HS

2020: Made appearances in all 12 of Tulane's games as a redshirt freshman...Made one tackle at home against Navy (Sept. 19)...Added one tackle on the road at Tulsa (Nov. 19)...Named Second Team All-AAC Long Snapper by Phil Steele Magazine.

2019: Did not make an appearance in the 2019 season.

Prior to Tulane: Played football at Mountain Ridge High School for the lions as an offensive lineman, defensive lineman and long snapper for coaches Bobby Green and Vincent Ciliberti...Named an All-State Class 6A long snapper with no bad snaps...Was Second Team All-Region on the defensive line with 38 tackles and one sack...Also earned Second Team All-Region on the offensive line...Played small forward on the Mountain Ridge basketball team for coach Eli Lopez.

Personal: Son of Tom and Michele Hudak...Has one older sister, Cate...Majoring in Homeland Security...Favorite athlete is Jon Weeks, a longer snapper in the NFL.



#13 JUSTIN IBIETA

QB • 6-5 • 230 • FR
Metairie, La.
Metairie Park Country Day

2020: Saw action in a pair of games...Made his collegiate debut against Southern Miss (Sept. 26)...Made an appearance against Army (Nov. 14)...Rushed for 29 yards against Army (Nov. 14).

Prior to Tulane: Ranked as the 50th-best prospect in the state of Louisiana by Rivals.com...Named a three-star recruit by 247sports.com...Completed 191 of 295 passes for 2,870 yards and 38 touchdowns, while rushing 147 times for 1,023 yards and 17 more scores in his junior season at Metairie Park Country Day...Named Class 2A Outstanding Offensive Player of the Year by the LSWA in 2018...His sister, Jenna, is a member of the Tulane volleyball team...Father, Juan, was a pitcher at Tulane (1990-93)...Mother played volleyball at LSU.



#63 CAMERON JACKEL

OL • 6-6 • 295 • RJR
Marrero, La.
Archbishop Shaw

2020: Appeared in four games for the Green Wave...Blocked in an O-line unit that led the way for Tulane to average 218.9 rushing yards per game...Part of an o-line squad that blocked for the Olive and Blue as they gained a season-high 427 rushing yards and rushed for seven touchdowns in the win at Southern Miss (Sept. 26)...Blocked for the Olive and Blue as they rushed for 277 yards and two touchdowns and passed for 216 yards and three touchdowns in the 38-21 win at ECU (Nov. 7)...Helped the Green Wave log 226 yards and one touchdown on 51 rushing attempts at No. 25 Tulsa (Nov. 19).

2019: Appeared in eight games in 2019...Made his lone start against Missouri State (Sept. 14).

2018: Played in nine games off the bench during the year, helping Tulane's running game and pass protection...Helped Tulane to a fifth-place conference standing in rushing offense, averaging 218.2 yards per game...Paved the way for over 300 yards rushing in Tulane's wins over Memphis (Sept. 28) and Tulsa (Oct. 27)...Played during every extra point and field goal attempt.

2017: Did not play for Tulane during his true freshman season...Member of the 2017-18 American Athletic Conference All-Academic Team...Member of the Tulane 3.0 Club.

High School: Was a four-year letterman and starter for Scott Bairnsfather at Archbishop Shaw High School in Marrero, La...Was named to all-metro large school team as a senior after being an honorable mention selection as a junior...Was named all-district as a junior and senior.

Personal: Has one older brother and one older sister...Major is applied computing information technology.



#4 JHA'QUAN JACKSON

WR • 5-9 • 180 • SO

Luling, La.
Hahnville HS

2020: Established himself as one of the Green Wave's most versatile offensive options, finishing the regular season with 788 all-purpose yards...Led the team in touchdown receptions (eight), tied for the lead in receptions (31) and was second on the squad in receiving yards (425)...Opened the year with three catches for 44 yards at South Alabama (Sept. 12)...Hauled in his first touchdown reception of the year at Southern Miss, as he caught a 42-yard pass...Posted a breakout performance against UCF (Oct. 24), as he had a 54-yard punt return, totaled a season-high 59 yards receiving and had 67 kickoff return yards en route to a season-high 180 all-purpose yards...He also caught a season-best two touchdowns against UCF...Caught three passes against Temple (Oct. 31)...Collected a season-best seven receptions for against ECU (Nov. 7)...Totalled five receptions for 37 yards and hauled in a touchdown at home against No. 25-ranked Army (Nov. 14)...Closed out the regular season on a high note, as he caught three passes for 57 yards and scored a touchdown at home against Memphis (Dec. 5)...Caught two passes for 69 yards and two touchdowns against Nevada in the Famous Idaho Potato Bowl (Dec. 22).

2019: Appeared in eight games...Collected his first career touchdown as he hauled in a 14-yard touchdown catch at home against UConn (Oct. 12)...Made a career best 17-yard reception at Temple (Nov. 16).

Prior to Tulane: Earned three-star ratings from 247Sports.com and Rivals.com...Ranked 40th in the state of Louisiana according to Rivals and 90th among 2019 recruits on 247Sports.com...Led Hahnville to a 6-0 record in 5A District 7, going 12-3 overall in his junior year to earn a spot in the 2017 Allstate Sugar Bowl/LHSAA Non-Select Prep Classic Championship...Also received offers from West Virginia, Kentucky and conference-foes Memphis, SMU, Navy and Houston.

Personal: Has seven siblings...Uncle is NFL Hall of Famer Ed Reed...Favorite athlete is Jarvis Landry.

Jackson's Career Offensive Statistics

Year	GP-GS	Rushing					Receiving				
		Att	Yds	Avg.	TD	Long	No.	Yds	Avg.	TD	Long
2019	8-1	0	0	0.0	0	0	2	31	15.5	1	17
2020	12-6	2	31	15.5	1	17	31	425	13.7	8	42
Career	20-7	2	31	15.5	1	17	33	456	13.8	9	42

Jackson's Career Highs

Receptions	7 at ECU, 11/7/20
Yards	69 vs. Nevada, 12/22/20
Long	42 at Southern Miss, 9/26/20
Touchdowns	2, 2x, last vs. Nevada, 12/22/20
Rushes	1, 2x, last vs. Memphis, 12/5/20
Yards	17 vs. Memphis, 12/5/20
Long	17 vs. Memphis, 12/5/20
Touchdowns	1 vs. Army, 11/14/20



JHA'QUAN JACKSON



#80 TYRICK JAMES

TE • 6-2 • 245 • JR
Waco, Texas
China Spring HS



2020: Started all 12 games for the Green Wave...Finished third on the team with 18 catches...Logged 202 receiving yards and three touchdowns...Recorded one catch for a two-point conversion in the win at South Alabama (Sept. 12)...Caught two passes for 38 yards against Navy (Sept. 19)...Recovered a fumble for a touchdown at UCF (Oct. 24)... Made two catches for 18 yards and a touchdown in the win at ECU (Nov. 7)...Logged two receptions for 12 yards and a touchdown (Nov. 14)...Registered two receptions for 19 yards and one touchdown at Tulsa (Nov. 19)...Grabbed a season-high three receptions for 30 yards in the win over Memphis (Dec. 5).

2019: Played in every game, making seven starts...Tallied 60 yards and a touchdown on just four targets at home against FIU (Aug. 29)...Caught two passes for 51 yards, including a career-high 39-yard reception at home against UConn (Oct. 12)...Made a tackle away at Memphis (Oct. 18)...Reeled in a 45-yard reception away at Navy (Oct. 26)...Caught four passes for 34 yards and made a tackle away at Temple (Nov. 16)...Gained 31 yards on three catches against UCF (Nov. 23)...Caught a season-high five catches for 62 yards at SMU (Nov. 30).

2018: Played in all but one game this season for the Green Wave...Got his first career catch in the season opener against Wake Forest (Aug. 30), picking up five yards on that reception...Had a season-best 30-yard catch in the closing minutes at UAB (Sept. 15)...Corralled a season-high two catches against Cincinnati (Oct. 6) for a total of 14 yards.

High School: Was a four-year letterwinner at China Spring High School in China Spring, Texas...Rated a four-star prospect by ESPN.com...As a junior, hauled in 55 passes for 614 yards and 11 touchdowns...Also lettered in basketball as a junior.

Personal: Has two older brothers...Major is applied computing and technology.

James' Career Offensive Statistics

Year	GP-GS	Rushing					Receiving				
		Att	Yds	Avg.	TD	Long	No.	Yds	Avg.	TD	Long
2018	12-1	0	0	0.0	0	0	4	49	12.2	0	30
2019	13-7	0	0	0.0	0	0	19	283	14.9	1	45
2020	12-12	0	0	0.0	1	0	18	202	11.2	3	19
Career	37-20	0	0	0.0	1	0	41	534	13.0	4	45

James' Career Highs

Receptions5 at SMU, 11/30/19
Yards62 at SMU, 11/30/19
Long catch.....45 at Navy, 10/26/19
Touchdowns1, 4x, last at Tulsa, 11/19/20

TYRICK JAMES



#77 JEFFERY JOHNSON

NT • 6-3 • 295 • JR
Brookhaven, Miss.
Brookhaven HS

2020: Started all 12 games for the Green Wave...Finished with 33 total tackles, 6.0 tackles for loss, 3.5 sacks and two fumble recoveries...Registered four tackles against Navy (Oct. 19)...Logged three tackles and one sack for seven yards in the win at Southern Miss (Sept. 26)...Recorded four tackles and recovered a fumble for a touchdown at Houston (Oct. 8)...Racked up four tackles, 1.5 for loss, and one sack against SMU (Oct. 16)...Tallied four tackles and one sack for four yards in the win over Temple (Oct. 31)...Made two tackles, one for a loss of three yards, in the win over Army (Nov. 14)...Registered two tackles and 0.5 sacks at Tulsa (Nov. 19)...Tallied a season-high six tackles against Nevada (Dec. 22).

2019: Played in 12 of Tulane's games, starting eight...Tallied two tackles at home against FIU (Aug. 29)...Recorded four tackles and recovered a fumble against Auburn (Sep. 7)...Made two tackles at home against Houston (Sep. 19)...Racked up a career-high five tackles away at Navy (Oct. 26)...Tallied 1.5 sacks for a loss of 11 yards at home against Tulsa (Nov. 2)...Recorded three tackles against UCF, including one tackle for loss (Nov. 23)...Posted four tackles at SMU (Nov. 30).

2018: Played in every contest for the Green Wave during his true freshman season on the defensive line...Started in all but one game as Tulane's nose tackle...Finished the regular season with 30 total tackles...Recorded four tackles in his first career game against Wake Forest (Aug. 31) including two solo tackles...Also grabbed four tackles at Cincinnati (Oct. 6)...Tied his season best with four tackles in the last two regular-season games against Houston (Nov. 15) and Navy (Nov. 24)...Tied his season high with two unassisted tackles at UAB (Sept. 15), against SMU (Oct. 20), Houston and Navy...Had his first career tackle for loss against ECU (Nov. 10) and had another the next week against Houston...Member of the Tulane 3.0 Club.

High School: Was a four-year letterwinner at Brookhaven High School in Brookhaven, Mississippi...Rated a four-star prospect by 247Sports.com and Rivals.com...No. 8-rated prospect in Mississippi by ESPN.com...Earned 2017 Mississippi Class 5A All-State First-Team honors by the Mississippi Association of Coaches...As a senior, recorded 67 tackles, seven sacks, three forced fumbles and two pass breakups...As a junior, notched 51 tackles, two tackles for loss, nine sacks and one fumble recovery...As a sophomore, recorded 40 tackles, one tackle for loss, two sacks and one safety.

Personal: Has two older sisters and one younger sister...Major is health and wellness.

Johnson's Career Defensive Statistics

Year	GP-GS	UT-AT-TT	TFL-Yd	Sk-Yd	FF	FR	PBU	Int	Bk
2018	13-12	13-17-30	1.0-2	0.5-1	0	0	1	0	0
2019	12-8	14-15-29	3.0-19	2.5-17	0	1	0	0	0
2020	12-12	16-17-33	6.0-23	3.5-18	0	2	0	0	0
Career	37-32	43-49-92	10.0-44	6.5-36	0	3	1	0	0

Johnson's Career Highs

Tackles	6 vs. Nevada, 12/22/20
Tackles for loss	1.5, 2x, last vs. SMU, 10/16/20
Sacks	1.5 vs. Tulsa, 11/2/19
Pass breakups	1 vs. Nicholls, 9/8/18
Fumble Recoveries	1, 2x, last at ECU, 11/7/20
Touchdowns	1 at Houston, 10/8/2020

**JEFFERY
JOHNSON**





#86 KEITHA JONES JR.

TE • 6-1 • 220 • JR
Port Arthur, Texas
Memorial HS

2020: Made appearances in nine games in his junior season.

2019: Appeared in three games.

2018: Saw action in five games...Saw his first career action against Nicholls (Sept. 8)...Also played against Ohio State (Sept. 22), Cincinnati (Oct. 6), SMU (Oct. 20) and Navy (Nov. 24).

High School: Played quarterback, wide receiver and safety at Memorial High School in Port Arthur, Texas... Rated a four-star prospect by ESPN.com...Led the Titans to an 8-2 record and the Class 5A state regional round in 2017...Passed for 1,604 yards with 14 touchdowns while completing 65 percent of his passes, and rushed for 629 yards and eight scores...Earned Class 5A District 22 first-team honors...Led Memorial to a district title with a 9-3 record and a regional round appearance in the 2016 playoffs...Collected six touchdowns at wide receiver and three interceptions at safety as a junior...High school teammate of current Tulane running back Corey Dauphine.

Personal: Has one older brother and one younger sister...Intended majors are business and communication.



#21 AJANI KERR

DB • 6-0 • 195 • GR
Powder Springs, Ga.
Georgia Tech/McEachern

2020: Made appearances in all 11 games as a graduate student, starting two... Totaled 16 tackles and two pass breakups in regular season action... Made four tackles to open the season on the road at South Alabama (Sept. 12)... Recorded two tackles at home against Navy (Sept. 19)... Had one tackle at Southern Miss (Sept. 26)... Earned four tackles at home against SMU (Oct. 16)... Broke up one pass and made two tackles on the road at UCF (Oct. 24)... Broke up a pass at home against Temple (Oct. 31)... Recorded two tackles at Tulsa (Nov. 19)... Closed the regular season with one tackle at home against Memphis (Dec. 5)... Recorded two tackles and one pass breakup against Nevada in the Famous Idaho Potato Bowl (Dec. 22).

Prior to Tulane: Saw action in five games at Georgia Tech in 2019... Missed the final seven games of the season with a season-ending injury but remained part of the team as a student assistant coach... Finished eighth on the team with 39 tackles and tied for fourth with two pass breakups in 2018... Had at least one tackle in 11-of-13 games and made multiple stops in six contests... Recorded a career-high nine tackles over Bowling Green... Recovered a fumble during kickoff coverage that led to a first-quarter touchdown in Georgia Tech's 27-21 win over Miami... Recorded 10 tackles and broke up three passes in 11 games in 2017... Second-team all-state honoree as a senior at McEachern High School.



#26 SHI'KEEM LAISTER

DB • 6-3 • 200 • FR
Clanton, Ala.
Chilton County HS

2020: Made appearances in three games in his first season with the Green Wave... Recorded one tackle on the road at SMU (Oct. 16).

Prior to Tulane: Earned a three-star rating from 247Sports.com, ranking 63rd among 2020 recruits in Alabama... Helped Chilton County High School finish 5-1 in the region in his final season with the Tigers.



#22 GABE LIU

S • 5-10 • 180 • FR
Oakland, Calif.
Williston Northampton School

2020: Did not make an appearance in 2020.

Prior to Tulane: Four-year letter winner in football and track at the Williston Northampton School and Choae Rosemary Hall... Won two New England Class A Championships in football in 2017 and 2018... Set school record in 100-meter dash with a time of 10.6... New England track champion in the 100-meter, 200-meter and 4x100 relay... Named most valuable track runner in 2019.



#60 ETHAN MARCUS

OL • 6-1 • 295 • FR
Long Island, NY
Lynbrook

2020: Did not make an appearance in his freshman season.

Prior to Tulane: Three-year varsity letterwinner...Started in both his junior and senior seasons...Earned All-County and All-Conference honors as a senior...Helped his team the Big Four Championship as a junior...Also played on the lacrosse and basketball teams.



#71 MATT LOMBARDI

OL • 6-6 • 290 • FR
Philadelphia, Pa.
Saint Joseph's Prep School

2020: Did not appear in a game for the Green Wave.

Prior to Tulane: Considered a three-star prospect by 247sports.com and a two-star prospect by Rivals out of Saint Joseph's Prep School in Philadelphia... Considered one of the top 40 offensive line prospects in the state of Pennsylvania, with Rivals having him at No. 25... Won a pair of state championships as a junior and as a senior in 2019... Was a 2019 All-Southeastern Pennsylvania Honorable Mention selection by the Philadelphia Inquirer... Finished his senior season with a 12-2 record, helping the Hawks to their fifth state championship since 2013 and third in the largest class in the PIAA in Class 6A.



#47 AIDAN MCCAHERILL

LB/S • 6-0 • 210 • FR
East Grand Rapids, Mich.
East Grand Rapids

2020: Did not make an appearance in his freshman season.

Prior to Tulane: Two-year starter on the East Grand Rapids High School football team... Led East Grand Rapids in tackles in 2019... Earned all-conference honorable mention in 2019... Led East Grand Rapids to a 2019 regional championship... Started as the point guard on the basketball team.



#35 JESUS MACHADO

LB • 6-0 • 220 • FR
Miami, Fla.
Champagnat Catholic

2020: Appeared in six games in his freshman season...Made two tackles on the road at Southern Miss, adding 0.5 tackles for a loss of one yard (Sept. 26)...Grabbed one tackle at home against Temple (Oct. 31).

Prior to Tulane: Earned a three-star rating from 247Sports.com... Earned 2019 Preseason All-American honors from Max Preps... Led Champagnat Catholic to the 5-A State Championship... Was selected as the 5A Defensive Player of the Year... Earned All-Dade County honors from the Miami Herald.



#30 JONATHAN MESTAYER II

S • 6-0 • 190 • RFR
Baton Rouge, La.
Catholic HS

2020: Made five appearances in the 2020 season.

2019: Did not make an appearance in 2019.

Prior to Tulane: Played three years of football at Lakeshore for coach Gabe Fertitta as a safety and quarterback...Won the 2017 and 2019 state championship...Was a state runner up in 2018...Had 12 interceptions in his career and over 220 total tackles...Was All-State Second Team, All-Metro First team and All-District First team as a senior...As a junior, was named All-District Second Team in 2017...Also played outfield for his baseball team in high school...Was the 2016 state runner up in baseball.

Personal: Son of Kelly and Jeep Mestayer...Has one younger sister, Katherine...Favorite athlete is Drew Brees...Intends on becoming an athletic financial adviser.



#9 JAYLON MONROE

DB • 5-9 • 180 • SR
Mesquite, Texas
Mesquite HS

2020: Established himself as one of the Green Wave's top cornerbacks... Frequently matched up against the opponents No. 1 wide receiver... Was one of only seven players on the team to start in every game during the regular season... Posted 30 tackles (24 solo) and led the team with nine pass breakups... Collected five tackles (four solo) against No. 17-ranked SMU (Oct. 16)... Recorded a five total tackles (four solo) against ECU (Nov. 7)... Posted five stops against No. 25-ranked Army (Nov. 14)... Tallied three solo tackles against No. 25-ranked Tulsa... Closed out the year with four tackles (three solo) against Memphis (Dec. 5)... Tallied three tackles and one tackle for loss against Nevada (Dec. 22).

2019: Started in 12 of 13 games for Tulane... Finished with a pair of interceptions on the year... Finished seventh on the team in tackles with 38... His 38 stops and two interceptions both served as single season highs... Made four tackles at home against FIU (Aug. 29)... Blocked a PAT at home against Missouri State (Sept. 14)... Made three tackles and caught an interception at home against Houston (Sept. 19)... Racked up three tackles at Army (Oct. 5)... Totaled three tackles and broke up a pass at Memphis (Oct. 18)... Completed three tackles at Navy (Oct. 26)... Tallied six tackles at home against Tulsa (Nov. 2)... Made two tackles and an interception at Temple (Nov. 16)... Registered four stops in the Green Wave's home finale against UCF (Nov. 23)... Totaled four tackles and 0.5 tackles for loss in the 2020 Lockheed Martin Armed Forces Bowl (Jan. 4).

2018: Appeared in all 13 games and made three starts... Closed out the regular season with 29 tackles (21 solo)... Opened the year with four tackles against Wake Forest... Had three tackles and three pass breakups at Tulsa... Logged a season-high nine tackles (seven solo) in Tulane's win over USF... Recorded a season-best four pass breakups against ECU... Finished the year with two solo tackles in the AutoNation Cure Bowl against Louisiana-Lafayette.

2017: Saw action in nine games, seeing most of his action on special teams.

High School: Was a three-year letterman for Jeff Neill at West Mesquite High School in Mesquite, Texas... Rated a two-star prospect by 247sports.com, Scout.com and Rivals.com... As a senior, tallied 30 tackles, two interceptions, and six pass breakups as well as five carries for 63 yards and 21 catches for 313 yards and a touchdown... Also lettered in basketball all four years.

Personal: Has two younger sisters... Major is business.

Monroe's Career Defensive Statistics

Year	GP-GS	UT-AT-TT	TFL-Yd	Sk-Yd	FF	FR	PBU	Int	Bk
2017	9-0	1-0-1	0.0-0	0.0-0	0	0	0	0	0
2018	13-4	21-8-29	0.0-0	0.0-0	0	0	7	0	0
2019	13-12	30-8-38	2.5-8	0.0-0	0	0	6	2	1
2020	12-12	27-6-33	2.0-7	0.0-0	0	0	9	0	0
Career	47-28	79-22-101	4.5-15	0.0-0	0	0	22	2	1

Monroe's Career Highs

Tackles 9 at USF, 11/3/18
 Pass breakups..... 4 vs. ECU, 11/10/18



**JAYLON
MONROE**



#0 MARVIN MOODY

LB • 6-2 • 230 • SR

Bryant, Ark.

Bryant HS

2020: Made appearances and started in 10 games in his senior season Uptown... Finished third on the Green Wave roster with 68 total tackles, also adding 6.5 tackles for a loss of 20 yards... Totaled four tackles and one tackle for a loss of two yards to open the season on the road at South Alabama (Sept. 12)... Recorded a season-high 20 tackles and three tackles for a loss of seven yards at home against Navy (Sept. 19)... Made nine tackles at Southern Miss (Sept. 26)... Had seven tackles at Houston (Oct. 8)... Totaled five tackles at home against SMU (Oct. 16)... Recorded seven tackles on the road at UCF (Oct. 24)... Had seven tackles and 1.5 tackles for a loss of three yards against Army (Nov. 14)... Made six tackles and assisted on a sack for a loss of six yards at Tulsa (Nov. 19)... Had three tackles and 0.5 tackles for a loss of two yards to close the regular season against Memphis (Dec. 5)... Registered four tackles against Nevada in the Famous Idaho Potato Bowl (Dec. 22).

2019: Played in all 13 games, starting eight... Made seven tackles against FIU at home to start the season (Aug. 29)... Collected seven tackles including four solo efforts against No. 10 Auburn (Sept. 7)... Racked up four tackles at home against Houston (Sept. 19)... Had four tackles at home against UConn (Oct. 12)... Made six tackles, including one for a loss at Memphis (Oct. 18)... Totaled three tackles including a sack away at Navy (Oct. 26)... Had five tackles including a sack at home against Tulsa (Nov. 2)... Totaled six tackles away at Temple (Nov. 16)... Collected seven tackles against UCF (Nov. 23).

2018: Appeared in every and made five starts... Finished third on the team in tackles with 71... Totaled 5.0 tackles for loss... Opened the year with seven tackles against Wake Forest (Aug. 30)... Recorded seven tackles at UAB (Sept. 8)... Helped anchor a dominating performance at USF (Nov. 3) as he finished with nine tackles and 0.5 tackles for loss... Posted a season-high 10 tackles (seven solo) at Houston (Nov. 15)... Recorded five stops in the regular season finale against Navy... Closed out the year with five solo tackles and one tackle for loss in the AutoNation Cure Bowl against Louisiana-Lafayette (Dec. 15).

2017: Saw action in 11 games... Closed out the year with five total tackles... Logged a season-best two tackles at FIU... Member of the Tulane 3.0 Club.

High School: Was a two-year letterman at Bryant High School in Bryant, Ark.... Rated the top outside linebacker prospect in Arkansas by Natural State Recruits... As a senior, totaled 120 tackles, 99 of which were solo stops, with 14 tackles for a loss, one sack, two interceptions, one fumble recovery, three pass breakups and one blocked punt to go along two defensive scores... Helped lead the team to the Class 7A state semifinals... was named first-team all-state in Class 7A and was a finalist for the state's 6A/7A defensive player of the year... As a junior, tallied 63 tackles, 13 tackles for a loss, three sacks, four pass breakups, a fumble recovery and two forced fumbles... Also lettered in basketball.

Personal: Has one older sister, three younger brothers and two younger sisters... Major is business.

Moody's Career Defensive Statistics

Year	GP-GS	UT-AT-TT	TFL-Yd	Sk-Yd	FF	FR	PBU	Int-Yd	Bk
2017	11-0	4-1-5	0.0-0	0.0-0	0	0	0	0-0	0
2018	13-5	41-30-71	5.0-14	0.5-3	0	1	0	0-0	0
2019	13-11	34-22-56	5.5-20	2.0-10	0	0	3	0-0	0
2020	10-10	40-32-72	6.5-20	0.5-6	0	0	0	0-0	0
Career	47-26	119-85-204	17.0-54	3.0-19	0	1	3	0-0	0

Moody's Career Highs

Tackles	20.0 vs. Navy, 9/19/20
Tackles for loss	3.0 vs. Navy, 9/19/20
Sacks	1.0, 2x, last vs. Tulsa, 11/2/19
Passes Defensed	3 at Tulsa, 10/27/18
Fumbles Recovered	1 at Tulsa, 10/27/18

MARVIN MOODY





#29 REGGIE NEELY

DB • 6-0 • 170 • FR
Shelby County, Tenn.
Briarcrest Christian School

2020: Did not appear in a game for the Green Wave in 2020.

Prior to Tulane: Earned a three-star rating from 247Sports.com...Ranks 57th among 2020 recruits out of Tennessee according to 247Sports.com and 10th among wide receivers in the state according to MaxPreps.com...Helped lead the Briarcrest Christian Saints to a 9-2 overall record in his senior year, making it to the first round of the Division II Class AAA state playoff.



#73 COLBY ORGERON

OL • 6-5 • 285 • RFR
New Orleans, La.
John Curtis Christian

2020: Did not appear in a game in 2020.

2019: Appeared in one game in 2019.

Prior to Tulane: Earned two-star ratings from 247Sports.com and Rivals.com...Helped John Curtis to an undefeated 13-0 record in his senior year to win the 2018 Allstate Sugar Bowl/LHSAA Non-Select Prep Classic...Totaled 87 solo tackles in his junior and senior years, adding seven sacks to force a loss of 47 yards...Earned a spot in the championship game in his junior year with the Patriots and a spot in the semifinals during his sophomore season...Chose Tulane over conference-foe SMU.

Personal: Intended major is architecture...Has two older brothers and one younger brother.



#7 MICHAEL PRATT

QB • 6-2 • 210 • FR
Boca Raton, Fla.
Deerfield Beach HS

2020: Burst on the collegiate football scene and quickly established himself as one of the top freshman quarterbacks in the nation...Saw action in 10 games and made nine starts...Finished the regular season with 1,806 yards passing and 20 touchdowns...His 20 touchdowns were the most among any true freshman quarterback in the nation...Also established himself as running threat, as he rushed for 229 yards and eight touchdowns...Threw at least one touchdown pass in every game he played in and threw for multiple touchdowns in eight games...Came off the bench at Southern Miss (Sept. 26) and threw for 142 yards and two touchdowns...Passed for 192 yards, including a touchdown and rushed for a pair of scores against No. 17-ranked SMU (Oct. 16)...Surpassed 200 yards passing for the first time in his career against UCF (Oct. 24), as he totaled 215 yards through the air and had three touchdowns...Threw for a pair of touchdowns and totaled 205 yards passing against Temple (Oct. 31)...Posted his third straight 200-yard passing effort, as he posted 216 yards through the air against ECU (Nov. 7)...He Tossed three touchdowns against ECU...Displayed pinpoint accuracy against No. 25-ranked Army (Nov. 14), as he completed a season-best 70.4 percent of his passes and had two passing touchdowns...Tossed a pair of touchdowns against Tulsa (Nov. 21)...Closed out the regular season on a high note, as he accounted for a season-best four touchdowns (two rushing and two passing) at home against Memphis (Dec. 5).

Prior to Tulane: Earned a three-star rating from 247sports.com and rivals.com...Led Deerfield Beach to the Florida High School Class 8A Semifinals in the 2019 season...Transferred from Boca Raton High School before the 2019 school year...Logged for 158 yards and two touchdowns passing and one rushing touchdown in the Class 8A regional semifinal.

Pratt's Career Offensive Statistics

Year	GP-GS	Cmp	Att	Pct.	Yds	TD	INT	Long	Effc.
2020	10-9	140	254	55.1	1806	20	8	52	134.53
Career	10-9	140	254	55.1	1806	20	8	52	134.53

Rushing							Receiving				
Year	GP-GS	Att	Yds	Avg.	TD	Long	No.	Yds	Avg.	TD	Long
2020	10-9	115	229	2.0	8	39	0	0	0	0	0
Career	10-9	115	229	2.0	8	39	0	0	0	0	0

Pratt's Career Highs

Passes	34 at East Carolina, 11/7/20
Completions	22 at East Carolina, 11/7/20
Passing Yards	254 vs. Memphis, 12/5/20
Passing Touchdowns	3, 2x, last at East Carolina, 11/7/20
Longest Pass	52 vs. Temple, 10/31/20
Interceptions	3 vs. Nevada (FIPB), 12/22/20
Rushes	18 vs. Nevada (FIPB), 12/22/20
Rushing Yards	56 vs. Temple, 10/31/20
Longest Rush	39 vs. Nevada (FIPB), 12/22/20
Rushing Touchdowns	2, 2x, last vs. Memphis, 12/5/20

MICHAEL PRATT





#81 TYREK PRESLEY

WR • 6-2 • 195 • RFR
Riverdale, Ga.
Charles Drew HS

2020: Appeared in five games for the Green Wave in his redshirt freshman season.

2019: Appeared in two games for Tulane...Caught three passes for 55 yards at home against UConn (Oct. 12).

Prior to Tulane: Earned a three-star rating from 247Sports.com and a two-star rating from Rivals.com... Totaled 935 receiving yards and seven touchdowns in his senior season with the Titans...Averaged 65.4 receiving yards per game in his career, with 1,635 total...Chose Tulane over Kansas.

Personal: Intended major is communications...Has one older brother and one younger sister...Plans to become a sports broadcaster.



#43 RISHI RATTAN

CB • 5-9 • 170 • FR
Shawnee, Kan.
Bishop Miege

2020: Did not make an appearance in his freshman season.

Prior to Tulane: Was a part of the 4A Kansas State Championship team in all four years of his high school career...Three-year starter...Three-year varsity letterwinner...Earned First Team All-Conference honors as a



#40 CONNOR PROUET

TE • 6-0 • 225 • RJR
New Orleans, La.
Jesuit HS

2020: Did not make an appearance in his redshirt junior season.

2019: Appeared in one game in the 2019 season.

2018: Did not play for Tulane during his redshirt freshman season.

2017: Did not see any action as a true freshman in 2017...Member of the Tulane 3.0 Club.

High School: Former letterwinner at Jesuit High School...A high school running back, rushed for more than 1,000 yards as a junior...Earned Louisiana All-State honors as a senior...Helped the Blue Jays to the 2014 state championships...Holds the school single-game record with six touchdowns.

Personal: Major is environmental biology.



#21 MATTHEW REDMOND

WR • 6-2 • 200 • FR
Keenesburg, Colo.
Kent Denver HS

2020: Did not make an appearance in 2020.

Prior to Tulane: Three-year letter winner on the football team at Kent Denver High School... First team all-conference as a tight end and defensive end in the 2018 season... First team all-conference as a linebacker in the 2019 season... Conference offensive player of the year in 2019 season.... Selected to the all-state team in the 2019 season.



#68 JOSH REMETICH

OL • 6-3 • 290 • FR
New Orleans, La.
Holy Cross

2020: Started five games and appeared in eight for the Green Wave... Blocked in an O-line unit that led the way for Tulane to average 217.1 rushing yards per game... Helped the Green Wave gain 203 rushing yards and four touchdowns on 40 attempts in the season opener at South Alabama (Sept. 12)... Led the way for Tulane to gain 265 yards on the ground against Navy (Sept. 19)... Part of an o-line squad that blocked for the Olive and Blue as they gained a season-high 427 rushing yards and rushed for seven touchdowns in the win at Southern Miss (Sept. 26)... Blocked for the Green Wave as they gained 195 yards and two touchdowns on the ground against No. 17/18 SMU (Oct. 16)... Helped Tulane rush for 284 yards and two touchdowns in the 38-3 win over Temple (Oct. 31)... Helped the Green Wave log 226 yards and one touchdown on 51 rushing attempts at No. 25 Tulsa (Nov. 19)... Part of the O-line that helped Tulane pass for a season-high 254 yards and two touchdowns and rush for 165 yards and three touchdowns in the win over Memphis (Dec. 5).

Prior to Tulane: Earned first-team all-district honors in 2018 and 2019... Named a three-star recruit by 247sports.com and rivals.com.



#82 REED RUTKOWSKI

WR • 6-0 • 180 • FR
Park Ridge, Ill.
Loyola Academy

2020: Made his first collegiate appearance against Army (Nov. 14).

Prior to Tulane: Helped guide his team to the Illinois 8A State Championship as junior... Helped his team to the quarterfinals of the 8A State Championship... Ran track as a senior.



#91 NOAH SEIDEN

DE • 6-2 • 280 • RSO
Mandeville, La.
St. Paul's School

2020: Appeared in all 12 games, making three starts... Started his first career game and logged one tackle against Navy (Sept. 29)... Tallied two tackles against SMU (Oct. 16)... Recorded two tackles in the win over Temple (Oct. 31)... Registered four tackles and one sack for seven yards at Tulsa (Nov. 19).

2019: Appeared in seven games for Tulane... Made one tackle at home against MSU (Sept. 14).

2018: Did not play for Tulane during his true freshman season.

High School: Four-year letterwinner at St. Paul's School... Earned first-team all-district 6-SA and honorable mention all-state honors as a senior in 2017... Was named a Sugar Bowl Scholar Athlete in 2018... Earned third-team all-district honors in 2016... Led the district in sacks in 2017 and finished with the third-most sacks all-time at St. Paul's.

Personal: Has three younger brothers... Major is business management.

Seiden's Career Defensive Statistics

Year	GP-GS	UT-AT-TT	TFL-Yd	Sks-Yd	FF	FR	PBU	Int-Yd	Bk
2019	7-0	1-0-1	0.0-0	0.0-0	0	0	0	0-0	0
2020	12-0	8-5-13	1.0-7	1.0-7	0	0	0	0-0	0
Career	19-0	9-5-14	1.0-7	1.0-7	0	0	0	0-0	0

Seiden's Career Highs

Tackles	3 at Tulsa, 11/19/20
Sacks	1.0 at Tulsa, 11/19/20
Tackles for loss	1.0 at Tulsa, 11/19/20



#70 TIMOTHY SHAFER

OL • 6-4 • 290 • RJR
Hingham, Mass.
Hingham HS

2020: Started in three games and appeared in eight for the Green Wave...Blocked in an O-line unit that led the way for Tulane to average 217.1 rushing yards per game...Part of an o-line squad that blocked for the Olive and Blue as they gained a season-high 427 rushing yards and rushed for seven touchdowns in the win at Southern Miss (Sept. 26)... Helped Tulane rush for 284 yards and two touchdowns in the 38-3 win over Temple (Oct. 31)... Made his first career start for the Olive and Blue as they rushed for 277 yards and two touchdowns and passed for 216 yards and three touchdowns in the 38-21 win at ECU (Nov. 7)...Led the way for the Green Wave to post 171 yards and two touchdowns on the ground and 197 yards and two touchdowns through the air in the win over Army (Nov. 14)...Helped the Green Wave log 226 yards and one touchdown on 51 rushing attempts at No. 25 Tulsa (Nov. 19)... Part of the O-line that helped Tulane pass for a season-high 254 yards and two touchdowns and rush for 165 yards and three touchdowns in the win over Memphis (Dec. 5).

2019: Appeared in six games for Tulane as a redshirt sophomore.

2018: Did not play during his redshirt freshman season.

2017: Did not see playing time for the Green Wave in 2017...Member of the 2017-18 American Athletic Conference All-Academic Team...Member of the Tulane 3.0 Club.

Personal: Major is evolutionary biology and is also earning the School of Liberal Arts management minor.



#42 TORRI SINGLETARY JR.

JOKER • 6-4 • 235 • RJR
Baldwin, Fla.
Baldwin County HS

2020: Did not make an appearance in his redshirt junior season.

2019: Appeared in two games for Tulane...Made one tackle for loss against Houston (Sep. 19).

2018: Did not play for Tulane during his redshirt freshman season.

2017: Did not play for Tulane during his true freshman season.

High School: Was a three-year letterman at Baldwin High School in Baldwin, Fla....Rated a two-star prospect by 247sports.com, Scout.com and Rivals.com...As a senior, grabbed 62 tackles, 21 tackles for loss, 16 quarterback hurries, one forced fumble and one fumble recovery to earn Class 1A second-team all-state honors...As a junior, tallied nine tackles, two tackles for loss and four fumble recoveries.

Personal: Has two older sisters and one younger brother...Major is undecided.



#45 MATT SMITH

LS • 6-0 • 220 • RJR
Fayetteville, Ga.
Trinity Christian HS

2020: Did not make an appearance in the 2020 season.

2019: Did not make an appearance in the 2019 season.

Prior to Tulane: Came to Tulane after he played at Garden City C.C. during the 2018 campaign, serving as the team's long snapper...Helped guide his team to the 2018 Junior College National Championship...Spent 2017 at South Alabama where he was the backup long snapper.

High School: Was a three-year letterwinner in football...Also lettered in track and field...Was rated as a four-star long snapper by Kohl's Kicking...Earned All-State honors as a linebacker and as a long snapper.

Personal: Is the grandson of Elmer Smith, who played at Tulane from 1963-64...Majoring in Psychology.



#75 JOSEPH SOLOMON

OL • 6-5 • 280 • FR
Indianapolis, Ind.
Bishop Chatard

2020: Did not appear in a game for the Green Wave in 2020.

Prior to Tulane: Named a three-star recruit by 247sports.com... Helped lead Bishop Chatard to the 2019 3A Indiana State High School Championship... Played a role in Bishop Chatard's 3A Semi-State run in 2018.



#22 TYJAE SPEARS

RB • 5-10 • 195 • RFR
Ponchatoula, La.
Ponchatoula HS

2020: Saw action in just three games before he suffered season-ending injury...Despite playing in just three games, he still finished fourth on the team in rushing with 274 yards and averaged an eye-popping 7.4 yards per carry...Opened the year by rushing for 105 yards on just 11 carries against South Alabama (Sept. 12) en route to being named to the American Athletic Conference honor roll...He then followed that performance with 119 yards on just 18 carries against Navy (Sept. 19)...Rushed for 50 yards on eight carries and had two touchdowns against Southern Miss (Sept. 26)...Suffered his season-ending injury as he was rushing for his second touchdown of the day against Southern Miss.

2019: Appeared in four games for Tulane...Had eight rushes for 89 yards and a touchdown at home against Missouri State (Sept. 14)...Picked up 60 rushing yards away at Navy (Oct. 26)...Closed out the year at SMU with 31 yards on 10 carries.

High School: Earned three-star ratings from 247Sports.com and Rivals.com...Totaled 18 touchdowns in his senior season at Ponchatoula, recording 920 rushing yards and 880 receiving yards to total 1,800 in his final year in high school.

Personal: Son of Margene and Nicole Spears...Has eight siblings...Favorite athlete is Reggie Bush.

Spears' Career Offensive Statistics

Year	GP-GS	Rushing					Receiving				
		Att	Yds	Avg.	TD	Long	No.	Yds	Avg.	TD	Long
2019	4-0	32	192	6.0	1	52	5	133	26.6	1	88
2020	3-3	37	274	7.4	2	42	2	30	15.0	0	16
Career	7-3	69	466	6.8	3	52	7	163	23.3	1	88

Spears' Career Highs

Rushes 18 vs. Navy, 9/19/20
 Yards 119 vs. Navy, 9/19/20
 Long 52 vs. Missouri State, 9/14/19
 Rushing Touchdowns 2 at Southern Miss, 9/26/20



**TYJAE
SPEARS**



#55 NOAH TALIANCICH

DL • 6-3 • 270 • FR
Destrehan, La.
Destrehan HS

2020: Did not make an appearance in his freshman season.

Prior to Tulane: Considered a three-star player by 247sports.com and the 62nd best player in the state, while Rivals also has him as a three-star player along the defensive line and at linebacker. . . Helped nearby Destrehan High School to an appearance in the Class 5A finals as a senior and the semifinals as a junior last season. . . Family has had Tulane season tickets since he was six-years-old and his grandfather graduated from Tulane.



#99 ALFRED THOMAS

DE • 6-2 • 290 • JR
Montgomery, Ala.
Sidney Lanier HS

2020: Appeared in five games for the Green Wave...Tallied four tackles on the season...Logged a career-high three tackles at Houston (Oct. 8).

2019: Appeared in three games for Tulane...Made two tackles against at then No. 10-ranked Auburn (Sept. 7).

2018: Saw action in seven games...Finished the year with seven tackles and two solo stops...Had a season-best two tackles against Nicholls (Sept. 8) and against Navy (Nov. 24).

High School: Played defensive tackle at Sidney Lanier High School in Montgomery, Ala....Rated a three-star prospect by Rivals.com and 247Sports.com...Led the Poets to a 10-2 record and a Class 6A second-round playoff appearance in 2017...Earned Class 6A First-Team All-State honors from the Alabama Sportswriters Association...Named the AL.com Super All-State Defensive MVP...Collected 136 tackles and 15 sacks as a junior in 2016...Was a Scout.com underclass All-American in 2015, after totaling 109 tackles and 21 sacks...Also competed in track and field, where he recorded a 43'5" shot put, a 91'6" discus and a 57'10" javelin throw.

Personal: Has one older sister...Major is undecided.

Thomas' Career Defensive Statistics

Year	GP-GS	UT-AT-TT	TFL-Yd	Sks-Yd	FF	FR	PBU	Int-Yd	Bk
2018	7-0	2-5-7	0.0-0	0.0-0	0	0	0	0-0	0
2019	3-0	2-1-3	0.0-0	0.0-0	0	0	0	0-0	0
2020	5-0	0-4-4	0.0-0	0.0-0	0	0	0	0-0	0
Career	15-0	4-10-14	0.0-0	0.0-0	0	0	0	0-0	0

Thomas' Career Highs

Tackles 3 at Houston, 10/8/20



#58 CALEB THOMAS

OL/DL • 6-3 • 295 • RFR
Orcutt, Calif.
Righetti HS

2020: Appeared in five games and made four starts on the offensive line...Blocked in an O-line unit that led the way for Tulane to average 217.1 rushing yards per game...Led the way for Tulane to gain 265 yards on the ground against Navy (Sept. 19)...Blocked for the Green Wave as they gained 195 yards and two touchdowns on the ground against No. 17/18 SMU (Oct. 16)... Helped Tulane rush for 284 yards and two touchdowns in the 38-3 win over Temple (Oct. 31)...Part of the O-line that helped Tulane pass for a season-high 254 yards and two touchdowns and rush for 165 yards and three touchdowns in the win over Memphis (Dec. 5).

2019: Appeared in one game for Tulane in his first season on the team.

Prior to Tulane: Rated a three-star prospect by 247Sports.com and the No. 143 player in the state of California...Helped his team to a runner-up finish in the 2018 Central Section CIF Football Championships Division 2.

Personal: Has one older brother and one younger sister...Hobbies include playing basketball and video games...Favorite athlete is Dwayne Wade.



#85 RYAN THOMPSON

WR • 6-1 • 195 • RSO
St. Louis, Mo.
MICDS

2020: Appeared in four games for the Green Wave in his redshirt sophomore season.

2019: Appeared in four games for Tulane during his redshirt freshman season.

2018: Appeared in one game during the regular season as a wide receiver...Played against Memphis on September 28.

High School: Three-year letterwinner at Mary Institute and St. Louis Country Day School...Led his team to the district finals as a junior and a senior...Scored two touchdowns of more than 60 yards – a receiving touchdown and a kickoff return touchdown...Also lettered four years in lacrosse...Led his team to four state championships in lacrosse, earning first-team all-state honors as a senior.

Personal: Has two older sisters...Major is economics.



#23 JAETAVIAN TOLES

WR • 6-0 • 180 • SR
Stratford, Texas
Stratford HS

2020: Made appearances in all 12 regular season games in his final season with the Green Wave... Totaled 55 receiving yards and one touchdown in 2020... Caught one pass for a gain of 12 yards on the road at UCF (Oct. 24)... Grabbed one pass for 15 yards that resulted in a touchdown at home against Temple (Oct. 31)... Had one pass for a gain of 10 yards at ECU (Nov. 7)... Returned a fumble for a touchdown on a kickoff in the win over Army (Nov. 14)... Caught a season-high long pass for 18 yards to close the regular season at home against Memphis (Dec. 5)... Recorded five catches for a career-high 52 yards against Nevada (Dec. 22).

2019: Appeared in every game for Tulane, starting three... Made one catch for 11 yards at home against FIU (Aug. 29)... Reeled in one catch for 19 yards against No. 10 Auburn (Sep. 7)... Collected 18 yards at home against Houston (Sep. 19)... Caught one pass for 17 yards at home against UConn (Oct. 12)... Made one catch for 15 yards away at Memphis (Oct. 18)... Grabbed a five yard touchdown pass away at Navy (Oct. 26)... Snagged a career-high four receptions for 41 yards at home against Tulsa (Nov. 2).

2018: Saw action in all but two games for the Green Wave... Had the biggest moment of his career against Navy (Nov. 24) when he caught the game-winning 26-yard touchdown pass that clinched bowl eligibility for the Green Wave... Touchdown catch was the first of his career and the 26 yards was a career long... Set a career high with two catches for 13 yards against Nicholls (Sept. 8)... Caught a pass for 12 yards at Ohio State (Sept. 22)... Made a catch for seven yards against Memphis (Sept. 28)... Had one catch for six yards at UAB (Sept. 15)... Totaled seven receptions for 74 yards in the 2018 season.

2017: Played in eight games during his freshman season... Carried the ball once for one yard against Tulsa on Oct. 7... Caught one pass for five yards against Memphis on Oct. 27.

High School: Was a three-year letterman for Coach Eliot Allen at Stratford High School in Houston, Texas... Rated a two-star prospect by 247sports.com, Scout.com and Rivals.com as a wide receiver... Reached the state playoff each season as a varsity player... As a senior, caught 45 passes for 784 yards and six receiving touchdowns as well as returned a kickoff for a touchdown... Received second-team all-district honors as a sophomore and first-team all-district honors as a junior.

Personal: Has five older brothers and three younger sisters... Major is finance.

Toles' Career Offensive Statistics

Year	GP-GS	Rushing					Receiving				
		Att	Yds	Avg.	TD	Long	No.	Yds	Avg.	TD	Long
2017	8-0	1	1	1.0	0	1	1	5	5.0	0	5
2018	11-3	0	0	0.0	0	0	7	74	10.6	1	26
2019	13-3	0	0	0.0	0	0	12	145	12.1	1	19
2020	12-0	0	0	0.0	0	0	9	107	11.9	1	18
Career	44-6	1	1	1.0	0	1	30	346	11.5	3	26

Toles' Career Highs

Receptions 5 vs. Nevada, 12/22/20
 Yards 52 vs. Nevada, 12/22/20
 Long 26 vs. Navy, 11/24/18
 Touchdowns 1, 3x, last vs. Temple, 10/31/20



**JAETAVIAN
TOLES**



#72 TREY TUGGLE

OL • 6-6 • 300 • FR
Mize, Miss.
Mize Attendance Center

2020: Started eight games and appeared in nine for the Green Wave... Blocked in an O-line unit that led the way for Tulane to average 217.1 rushing yards per game... Helped the Green Wave gain 203 rushing yards and four touchdowns on 40 attempts in his first career start in the season opener at South Alabama (Sept. 12)... Led the way for Tulane to gain 265 yards on the ground against Navy (Sept. 19)... Part of an o-line squad that blocked for the Olive and Blue as they gained a season-high 427 rushing yards and rushed for seven touchdowns in the win at Southern Miss (Sept. 26)... Blocked for the Green Wave as they gained 195 yards and two touchdowns on the ground against No. 17/18 SMU (Oct. 16)... Helped Tulane rush for 284 yards and two touchdowns in the 38-3 win over Temple (Oct. 31)... Helped the Green Wave log 226 yards and one touchdown on 51 rushing attempts at No. 25 Tulsa (Nov. 19)... Part of the O-line that helped Tulane pass for a season-high 254 yards and two touchdowns and rush for 165 yards and three touchdowns in the win over Memphis (Dec. 5).

Prior to Tulane: Considered a three-star player by 247sports.com and the 50th best player in the state... Two-time All-State honoree... Started in the Mississippi-Alabama All-Star Game... Invited to the Under Armour All-America combine... Also excelled in track and field, as he won the state title in discus.



#84 WILL WALLACE

TE • 6-4 • 240 • RJR
Natchez, Miss.
Cathedral HS

2020: Made eight appearances for the Green Wave... Finished with six catches for 69 yards and one touchdown... Caught two passes for 34 yards and a touchdown at Tulsa (Nov. 19)... Recorded two receptions for 15 yards against Nevada in the Famous Idaho Potato Bowl (Dec. 22).

2019: Appeared in every game for Tulane, starting five... Had two receptions for 22 yards at home against MSU (Sep. 14)... Caught one pass for 16 yards at home against UConn (Oct. 12)... Snagged a 14 yard reception at Navy (Oct. 26).

2018: Played in 11 of Tulane's 13 games with six starts as a redshirt freshman... Recorded a two-yard reception in the Green Wave's win at home over ECU (Nov. 10) and earned two receptions for 14 yards in Tulane's win over Louisiana-Lafayette in the AutoNation Cure Bowl (Dec. 15).

2017: Did not see playing time for the Green Wave in his true freshman season.

High School: Was a four-year letterman at Cathedral High School in Natchez, Miss... Rated a three-star prospect by 247sports.com (#25 strong-side defensive end in the nation #16 player in Mississippi) and Scout.com (#62 tight end in the nation and #2 tight end in Mississippi) and a two-star prospect by Rivals.com as a tight end... Made contributions as a sophomore on the way to capturing the Class 1A state championship... Also lettered in basketball as a freshman.

Personal: Has one older sister, one younger brother and four younger sisters... Major is business management.

Wallace's Career Offensive Statistics

Year	GP-GS	Rushing					Receiving				
		Att	Yds	Avg.	TD	Long	No.	Yds	Avg.	TD	Long
2018	11-6	0	0	0.0	0	0	3	16	5.3	0	9
2019	12-6	0	0	0.0	0	0	4	52	13.0	0	16
2020	8-0	0	0	0.0	0	0	6	69	11.5	1	27
Career	31-12	0	0	0.0	0	0	13	137	10.5	0	27

Wallace's Career Highs

Receptions 2, 4x, last vs. Nevada, 12/22/20
Yards 34 vs. Nevada, 12/22/20
Touchdowns 1 at Tulsa, 11/19/20



#2 DUECE WATTS

WR • 6-2 • 195 • JR
Richton, Miss.
Petal HS

2020: Made an immediate impact, as he started all 12 games... Led the team in receptions, receiving yards (512), yards per catch average (16.5) and finished second in touchdowns (six)... Caught a pair of passes for 38 yards at Southern Miss (Sept. 26)... Hauled in two passes for 50 yards at Houston (Oct. 8)... Posted three catches for 56 yards against No. 17-ranked SMU (Oct. 16)... Caught his first career touchdown at Tulane and tallied three catches for 48 yards against UCF (Oct. 24)... Had a breakout game against Temple (Oct. 31), as he finished with two receptions, five receptions for a season-high 114 yards... Following his performance against Temple, he was named to the AAC Weekly Honor Roll... Hauled in five receptions for 57 yards and two touchdowns at ECU (Nov. 7)... Posted a season-best six receptions at home against No. 25-ranked Army (Nov. 14)... Closed out the regular season on a high note, as he caught four passes for 46 yards (Nov. 28).

Prior to Tulane: Led Jones County Junior College with 24 receptions for 416 yards in 2019... Logged a season-high four catches, 107 yards and one touchdown at Northwest Mississippi in the MACJC Playoffs... Named Second-Team All-MACJC in 2019... Played with current Tulane linebacker Nick Anderson at Jones County JC in the 2018 season and current Tulane running back Stephon Huderson at Petal High School in 2016.



#3 PHAT WATTS

WR • 6-0 • 190 • JR
Richton, Miss.
Petal HS

2020: Saw action in all 12 games and made six starts... His 17 receptions were fourth on the team... Opened the year by catching two passes for 15 yards at South Alabama (Sept. 12)... Caught a pair of passes and rushed for a touchdown against Navy (Sept. 19)... Hauled in three passes for 51 yards against No. 17-ranked SMU (Oct. 16)... Closed out the regular season on a high note, as he tallied three receptions for a season-high 55 yards against Memphis (Dec. 5).

Prior to Tulane: Caught 13 passes for 115 yards in the 2019 season at Jones County Junior College... Returned three kicks for a total of 75 yards in 2019... Played with current Tulane linebacker Nick Anderson at Jones County JC in the 2018 season and current Tulane running back Stephon Huderson at Petal High School in 2016.

DUECE WATTS



#50 ANDREW WILKS

LB • 6-0 • 220 • FR
Charlotte, N.C.
Charlotte Country Day School

2020: Did not make an appearance in his freshman season.

Prior to Tulane: Two-year letter winner at Charlotte Country Day School on the football and baseball teams... Named a captain of the football team in the 2019 season... Earned first team all-conference and second team all-state on defense in 2019... Selected to the Queen City Senior Bowl following 2019 season.





#2 DORIAN WILLIAMS

LB • 6-2 • 225 • SO
Fort Mill, S.C.
Indian Land HS

2020: Led the American Athletic Conference with 98 total tackles, averaging 8.2 per game... Named to the All-AAC Second Team... Made appearances in all 12 games, starting four... Recorded double-digit tackles in five games as a sophomore... Opened the season with seven total tackles and one tackle for a loss of three yards at South Alabama (Sept. 12)... Made three tackles at home against Navy, adding one sack for a loss of one yard (Sept. 19)... Recorded 10 tackles and one tackle for a loss of seven yards on the road at Southern Miss (Sept. 26)... Had a season-high 12 tackles, three tackles for a loss of four yards and one sack for a loss of one yard at Houston (Oct. 8)... Recorded four tackles, two tackles for a loss of two yards and broke up a pass against SMU (Oct. 16)... Made 11 tackles and broke up one pass at UCF (Oct. 24)... Had six tackles, 1.5 tackles for a loss of three yards and assisted on a sack for a loss of two yards at home against Temple (Oct. 31)... Totaled three tackles, 1.5 tackles for a loss of 11 yards and one sack for a loss of 10 yards at ECU (Nov. 7)... Had seven tackles and 1.5 tackles for a loss of three yards at home against Army (Nov. 14)... Recorded 11 tackles, two tackles for a loss of eight yards and one sack for a loss of seven yards at Tulsa (Nov. 19)... Closed the regular season with nine total tackles and one pass breakup against Memphis (Dec. 5)... Finished the season with 14 total tackles, 10 solo, and 2.0 tackles for loss against Nevada in the Famous Idaho Potato Bowl (Dec. 22).

2019: Appeared in nine games... Recorded five tackles at home against FIU (Aug. 29)... Made one tackle at home against MSU (Sep. 14)... Registered two tackles away at Army (Oct. 5)... Picked up five tackles away at Navy (Oct. 26).

Prior to Tulane: Earned a three-star rating by 247Sports.com... Listed as a two-star prospect by Rivals.com... Listed as the 40th-best prospect in the state of South Carolina according to 247Sports.com... Closed out his senior with 97 tackles, two interceptions, six interceptions, 11 tackles for loss and two fumble recoveries... Helped guide Indian Land to the South Carolina AAA State Playoffs where the team would go on to win its first playoff game since 2005... Also was recruited by Coastal Carolina and Troy.

Personal: Intended major is homeland security... Has one older brother and two older sisters... Enjoys fishing.

Williams' Career Defensive Statistics

Year	GP-GS	UT-AT-TT	TFL-Yd	Sks-Yd	FF	FR	PBU	Int-Yd	Bk
2019	11-0	4-5-9	0.0-0	0.0-0	0	0	0	0-0	0
2020	12-4	65-33-98	16.5-46	4.5-21	0	0	3	0-0	0
Career	23-4	69-43-107	16.5-46	4.5-21	0	0	3	0-0	0

Williams' Career Highs

Tackles	12 at UCF, 10/24/20
Tackles for Loss	3.0 at Houston, 10/8/20
Sacks	1.0, 4x, last at Tulsa, 11/19/20



DORIAN WILLIAMS



#16 LEVI WILLIAMS

DB • 5-11 • 170 • RFR
Valrico, Fla.
Bloomingdale HS**2020:** Appeared in two games for the Green Wave.**2019:** Appeared in one game for Tulane.**Prior to Tulane:** Rated as a three-star prospect by 247Sports.com...Was tabbed as the 201st best player in the state of Florida...Listed as a three-star prospect and as the 62nd -best player in the nation at his position by ESPN.com...Helped guide Bloomingdale High School to an 11-2 overall record and a 5-1 mark in the district...Finished his senior season with 42 tackles (18 solo), two pass deflections and one interception...Saw action on both offense and defense...Picked Tulane over offers from Iowa State, Georgia Southern and Buffalo.**Personal:** Son of Darryl and Cleo Williams...Has one younger brother and one older brother...Enjoys anime cartoons.

#97 RYAN WRIGHT

P • 6-3 • 245 • JR
San Ramon, Calif.
California HS**2020:** Appeared in 11 games for the Green Wave...Recorded 16 punts over 50 yards and 17 inside the 20...Punted five times for a total of 182 yards against Navy (Sept. 19)...Registered three punts for an average of 48.33 yards and a long kick of 58 yards in the win at Southern Miss (Oct. 26)...Had eight punts for 410 yards and a 51.25 yards average, including five 50+-yard punts, and a 63-yard punt at Houston (Oct. 8)...Launched a 65-yard punt and totaled three 50+-yard punts against SMU (Oct. 16)...Registered five punts, including a 62-yard bomb and three inside the 20, for 238 yards at UCF (Oct. 24)...Averaged 55.50 yards on two punts with a 62-yarder and one inside the 20 in the win over Temple (Oct. 31)...Recorded two punts inside the 20 in the win at ECU (Nov. 7)...Tallied five punts at an average of 46.00, including a long punt of 63 yards, two over 50 yards and two inside the 20, in the win over Army (Nov. 14)...Hit six total punts for 253 yards, including three inside the 20 and a 62-yarder, at Tulsa (Nov. 19).**2019:** Appeared in every game for Tulane...Punted four times for a total of 180 yards at home against FIU (Aug. 29)...Boomed eight punts against No. 10 Auburn for 321 yards (Sept. 7)...Punted five times for a total of 208 yards at home against Houston (Sept. 19)...Recorded season-long 61 yard punt against Houston...Punted four times away at Army (Oct. 5)...Laced five punts for 196 yards away at Memphis (Oct. 18)...Punted five times for 263 yards against UCF (Nov. 23)...Totalled 90 yards on two punts at SMU (Nov. 30).**2018:** Played in all but two games for the Green Wave in 2018, starting as a backup punter but slowly became the team's top punter...Has recorded a punt of at least 50 yards in seven of his ten games and has had two punts this year of 60 yards or more...Has dropped 12 punts inside the 20-yard line and has kicked 11 punts of more than 50 yards...Got his first career punt at Ohio State (Sept. 22), recording five punts for 196 yards with a long of 43...Had two punts for 95 yards at Memphis (Sept. 28) with a long punt of 57...Boomed three punts at Cincinnati (Oct. 6) for 151 yards, averaging 50.3 yards per punt with a season-long of 64...Kicked eight punts against SMU including a long of 60 for a total of 386 yards (Oct. 20)...Had a season-high nine punts against ECU for 386 yards including a long of 59...Finished the season with two punts for 83 yards with a long of 44 in Tulane's win over Louisiana-Lafayette in the AutoNation Cure Bowl (Dec. 15)...Totalled 45 attempts for 1,978 yards in 2018.**High School:** Was a three-year letterwinner at California High School in San Ramon, Calif...Rated a three-star prospect by 247Sports.com...Was the No. 4-ranked punter in the country according to Kohl's Kicking Camps...Earned first-team All-America honors by MaxPreps.com...As a senior, averaged 43.6 yards per punt and landed 12 punts inside the 20...Was named the 2017 Blue-Grey All American Punter...Was named the 2017 First Team All-League Varsity Punter...Was California High School's starting quarterback during his junior and senior years, throwing for more than 3,000 yards and 30 touchdowns in two seasons...Also lettered in baseball.**Personal:** Has one younger sister...Major is business.

Wright's Career Punting Statistics

Year	GP-GS	No.	Yds	Avg.	Long	TB	FC	I20	Blk
2018	11-0	45	1,978	44.0	64	5	18	12	0
2019	13-0	46	1,866	40.6	66	5	11	14	0
2020	11-0	52	2,352	45.2	65	3	7	17	0
Career	24-0	91	3,844	42.3	66	10	29	26	0

Wright's Career Highs

Punts.....9 vs. ECU, 11/10/18
 Yards.....410 at Houston, 10/8/20
 Long.....66 vs UCF, 11/23/19

RYAN
WRIGHT



#51 LOGAN AMBROZ

DL • 6-2 • 260 • FR
Barrington, Ill.
Barrington

Prior to Tulane: Named Illinois 8A All-Conference and All-Area...Played lacrosse in high school...National Merit Scholar...Son of Karl Ambroz and Clare Mitchell...Has two older brothers, Ryan and Sean...Mother, Clare, was a cheerleader at Northwestern...Paternal grandfather, Karl Sr., played football at Montana and was a power lifter with the US Olympic team.



#6 DEVIN BRUMFIELD

RB • 5-10 • 215 • JR
Covington, La.
Covington HS/Utah

Prior to Tulane: Played in 24 career games with three starts at Utah...Second-leading running back in carries and yards in 2019 as a sophomore...Was a three-time 5A all-state running back and first team as a senior at Covington HS in 2017.



#45 LUKE BESH

WR • 6-1 • 190 • FR
New Orleans, La.
Jesuit

Prior to Tulane: An all-state, metro and district wide receiver at Jesuit...Also a member of the track team in high school...Named Best All-Around Athlete at Jesuit...Son of John and Jenifer Besh...Has two older brothers and one younger brother.



#28 JADON CANADY

DB • 5-11 • 175 • FR
Jacksonville, Fla.
Sandalwood HS

Prior to Tulane: Received a three-star rating from 247Sports.com...Rated as one of the nation's Top 150 cornerbacks...Earned a Top 150 rating in the state of Florida regardless of position...Had a breakout senior season, as he collected nine interceptions in nine games...His nine interceptions were the most of any defensive back in the state of Florida...Also saw action on offense, as he caught six touchdowns and scored three time in the return game...Possesses great speed on the track as well, earning all-state honors in his high school career...Finished fourth in the 3A state track meet in the 300-meter hurdles.



#83 BRYCE BOHANON

WR • 5-9 • 170 • FR
Conway, Ark.
Conway HS

Prior to Tulane: Rated as a three-star prospect by 247Sports.com...Ranked as the 16th -best wide receiver in the state of Arkansas...Closed his career with over 1,000 yards receiving and 11 career touchdowns in three seasons on the varsity team...In his junior season, he recorded 746 receiving yards and 281 rushing and scored nine touchdowns en route to earning all-state honors. Prior to his senior season, he as selected to the 501 Football Team — a team that consists of 24 players representing 11 counties in Arkansas... Helped guide Conway High School to a 9-4 record as a senior...Also excelled in track and field as a relay sprinter... Posted a 20'3" long and a 43'1" triple jump.



#8 IVERSON CELESTINE

RB • 5-10 • 200 • FR
Mandeville, La.
Fontainebleau HS

Prior to Tulane: Rated a three-star prospect by 247Sports.com and Rivals.com...Ranked as the 28th best player in the state by 247Sports.com and the 35th by Rivals.com...Finished his four years at Fountainbleau High School as the Bulldogs' all-time leading rusher with 4,171 career rushing yards...Totaled 47 carries for 246 yards and three touchdowns to close out his senior season.



#93 ELIJAH CHAMPAIGNE

DL • 6-2 • 275 • FR
Tomball, Texas
Tomball Memorial HS

Prior to Tulane: Three-year varsity starter... Rated a three-star recruit by 247sports and a two-star recruit by Rivals... Had a breakout senior campaign, as he was named all-conference, all-district and all-state... Named a 2019 Texas Sports Writers Association Class 6A All-State Honorable Mention as a junior... Finished his career with 138 tackles, 28 tackles for loss and 20 sacks... Helped guide Tomball Memorial to a 24-9 record, two conference championships, two district titles and two trips to the state playoffs... Picked to the 2019 All-VYPE Houston Football Defensive First Team... Chose Tulane over offers from Colorado, Navy, Air Force, Wyoming, New Mexico, UTEP and Texas State among others.



#27 MASON COURTNEY

RB • 5-10 • 180 • FR
Carthage, Texas
Carthage HS

Prior to Tulane: Courtney finished the 2019 football season with 1,679 yards rushing, 23 touchdowns, and 231 carries... As a senior, he led Carthage back to the Texas High School 4A State Championship and a second consecutive title... Was a high school teammate with current Green Wave quarterback Kai Horton.



#59 JACK COLLINS

LB • 5-11 • 215 • FR
Cicero, N.Y.
Milford Academy

Prior to Tulane: Earned All-Section honors as a junior and senior... Helped guide his team to four State Sectional Championships... Three-year starter at linebacker... Led the team in tackles as a junior... Served as team captain during his senior season... Majoring in Computer Science and Finance... Has an older sister that attends graduate school at Syracuse.



#90 DEVEAN DEAL

JOKER • 6-3 • 245 • FR
Garland, Texas
Naaman Forest

Prior to Tulane: Consensus three-star prospect by ESPN, Rivals and 247Sports.com... Rated as the No. 55-ranked tight end in the state of Texas by ESPN.com... Ranked as a Top 250 prospect regardless of position in Texas... Rated as the fourth-best tight end in the Dallas Morning News SportsDayHS Top 100... Finished his high school career with over 1200 career receiving yards and 15 total touchdowns... Posted a single-season career high seven touchdowns in his sophomore campaign... Chose Tulane over 17 other schools, including Northwestern and Syracuse... Helped guide Naaman Forest High School to a 6-1 record in district play.



#48 KEITH COOPER JR.

LB • 6-4 • 265 • FR
Dickinson, Texas
Dickinson HS

Prior to Tulane: Rated as a three-star prospect by 247Sports.com and Rivals.com... Was a two-sport athlete in football and basketball at Dickinson High School... Rated as the nation's 47th-best weak side defensive end... Ranked among the Top 150 prospects in the state of Texas... Had offers from over 25 schools across the country... Following his junior season, he was named as a 2019 First Team All-District Selection at outside linebacker.



#24 LUCAS DESJARDINS

WR • 6-3 • 205 • FR
Houston, Texas
The Loomis Chaffee School

Prior to Tulane: Was a three-year letterwinner... Started in all nine game as a senior... Hauled in 35 receptions for 660 yards and seven touchdowns as a senior en route to earning All-Conference honors... His 660 yards led the SPC... Was selected as the team offensive MVP following his senior senior... Was nominated as the Best Private School Player by the Houston Touchdown Club... Majoring in finance... Two older sisters and one older brother... His father ran track at Bates College.



#32 BAILEY DESPANIE

CB • 6-1 • 185 • FR
Lafayette, La.
Carencro

Prior to Tulane: Rated a three-star recruit by 247sports... Attends Carencro High School in Lafayette, Louisiana and plays for coach Tony Courville... Helped Carencro reach the Class 4A state championship with a 10-1 record as a senior in 2020... Enjoyed a breakout junior season in 2019 where he earned 4A First Team All-State honors... Named District 5-Class 4A MVP and an all-defensive first-team choice by the Lafayette Daily Advertiser as a junior... Helped the Golden Bears reach the Class 4A state quarterfinals... Chose Tulane over offers from Kansas, FAU, ULL, and South Alabama among others... Also competed for the basketball and track and field teams at Carencro... Chosen as an Honorable Mention to the 2020 LSWA Class 4A All-State Boys' Basketball Team... Goes by the nickname "Slim."



#12 DJ DOUGLAS

CB • 6-0 • 200 • R-FR
Montgomery, Ala.
Thompson HS/Alabama

Prior to Tulane: Comes to Tulane after he helped Alabama capture the 2020 National Championship. The Montgomery, Alabama, native began his career as a walk-on with the Crimson Tide in 2019. He found his way into the lineup this past season against Mississippi State. He also saw action against Notre Dame and Ohio State in the College Football Playoff.



#34 FORD DICKERSON

S • 5-11 • 180 • FR
Austin, Texas
Westlake HS

Prior to Tulane: Three-year letterwinner... Started at strong safety as a senior... Played a key role in guiding WHS to three straight playoff appearances... Helped guide Westlake High School to back-to-back state championships during his junior and senior seasons... Earned Academic All-State honors... Majoring in business management... Has two older brothers... Enjoys playing video games and basketball.



#92 KRISTON ESNARD

K • 5-10 • 180 • FR
Decatur, Ga.
Decatur HS

Prior to Tulane: Rated a three-star prospect by 247Sports.com... Went 52-60 on PAT's in four years on Decatur High School's team... Also made 17 field goals on 30 attempts, with a long of 54 yards as a senior... Totaled 66 punts for a total of 2,314 yards to average 35.1 per game, with a long of 64 yards... Made 112 kickoff attempts for a total of 1,066 yards, with a long of 65 yards... Named the Special Teams Player of the Game twice and the Overall Player of the Game once in his senior season with the Bulldogs.



#46 JOJO DORCEUS

DL • 5-11 • 265 • SR
Spring, Texas
Spring HS/Memphis

Prior to Tulane: Arrives at Tulane after he started in 10 games in 2020 at Memphis. In 11 total appearances last year, he finished with 30 tackles, 8.5 tackles for loss and three sacks. His 8.5 tackles for loss ranked second on the team. In his four seasons at Memphis, the Spring, Texas, native totaled 141 career tackles, 35.0 tackles for loss and 15.0 sacks.



#36 MANDEL EUGENE JR.

LB • 6-1 • 205 • FR
La Place, La.
St. Charles Catholic

Prior to Tulane: Rated a three-star recruit by 247sports... Attended St. Charles Catholic High School in LaPlace, Louisiana and played for coach Frank Monica... Helped the Comets earn the No. 2 seed and reach the Division III-Class 2A state championship game with a 7-2 record as a senior in 2020... Through his junior year in 2019, he totaled 235 tackles, 50 tackles for loss, 20 sacks, 15 forced fumbles, and ten interceptions... Earned Division III All-District, Class 2A All-State, and Defensive MVP honors as a junior in 2019... Racked up 92 tackles, including 13 for loss, and three blocked kicks in helping SCC reach the Division III state championship game as a junior... His father, Mandel Sr., was a standout running back at East St. John High School in the early 1990s.



#39 TREVOR EVANS

WR • 5-10 • 170 • FR
Baton Rouge, La.
University Laboratory

Prior to Tulane: A two-time All-Metro First team selection at the University Laboratory School...Also played baseball in high school...Three-time Principal List selection with a 3.75 GPA or higher...Son of Allan Evans and Jennifer Cooper...Has two younger siblings, Blake and Easton.



#23 JEAN-JACQUES HUNTER

S • 6-1 • 190 • FR
Lafayette, La.
St. Thomas More HS

Prior to Tulane: Helped lead St. Thomas More HS to the 2019 and 2020 Division II State Championship...Four-year letter winner in football...District 5-4A All-District honoree...Two-year letter winner in baseball...2021 LHSAA Academic All-State Team...STM Chancellor's Honor Graduate...Member of the National Honor Society...Son of Kenneth W. Hunter Jr. and Cheri Coussan...Has one younger sister...Maternal grandfather, Dr. George P. Coussan, led the University of Louisiana to the 1970 Rice Bowl as the Ragin' Cajuns quarterback.



#12 KAI HORTON

QB • 6-4 • 220 • FR
Carthage, Texas
Carthage HS

Prior to Tulane: Received a three-star rating by 247Sports.com...Rated as the 27th-best pro style quarterback in the nation by 247Sports.com...Was ranked as the 127th -best prospect in the state of Texas...Widely regarded as one of the top under the radar quarterbacks...Posted a breakout junior season and led Carthage to the Texas High School 4A State Championship for the first time since 2008...During his junior campaign, he completed 61 percent of his passing attempts for 3,741 yards, 49 touchdowns and just six interceptions...As a senior, he led Carthage back to the Texas High School 4A State Championship and a second consecutive title.



#48 JONATHAN KAHN

TE • 6-3 • 225 • FR
Park Ridge, Ill.
Notre Dame College Prep

Prior to Tulane: Named Outstanding Offensive Lineman at Notre Dame College Prep...Earned the IHSA Scholastic award twice...A member of the Notre Dame College Prep Green Club...One-year letter winner in baseball...Awarded the Christian Service Award...A member of the National Honors Society, National Society of High School Scholars...Four-time Summa Cum Laude...Il premio Michaelangelo Award winner...Two-time Dean's Register...Served as the secretary and Vice President of the Italian Club...Parliamentarian of Student Council...Member of Peer Helpers Club, Leadership Council, Student Ambassador and Big Brother programs...Son of Karen and Fred Kahn...One older sister...Father, Fred, played baseball at Joh Carroll University.



#15 T.J. HUGGINS

WR • 6-4 • 170 • FR
Miami, Fla.
Killian HS

Prior to Tulane: Consensus three-star prospect by ESPN, Rivals and 247Sports.com...Rated as a Top 100 prospect in the state of Florida by 247Sports.com...Posted an impressive junior season at Miami Killian High School, as he caught 20 passes for 472 yards and five touchdowns...Averaged 23.6 yards per catch...A highly recruited prospect that had offers from over 20 schools...Equally impressive in the classroom, as he posted a 3.2 grade point average.



#39 BRANDON KIM

CB • 5-9 • 180 • FR
Lawrenceville, N.J.
The Lawrenceville School

Prior to Tulane: Four-year letter winner at The Lawrenceville School...Led the team to two conference runner-up finishes in 2016 and 2018...Named most improved player in 2018...Was invited to the Polynesian Bowl National Showcase and Combine in 2018...Earned Top Gun in 2018 and 2019, XOS Digital All-Boston Team in 2019 and O-D All-American in 2018, Fox 40 Top 100 Varsity Central Team, Top Prospects Canada...Lettered in track, basketball and hockey in high school...Won NJISAA Prep A Championships and MAPL Championship with track...Part of the first place 4X100m team...Part of the peer tutor program, school ambassador, Part of covid relief club, Wind Ensemble and Writing and Publication Council...Son of Hyho Rho and Kun Kim...Has one younger sibling, Aiden.



#41 MICHAEL LAVERGNE

WR • 5-10 • 160 • FR
Lake Charles, La.
St. Louis Catholic

Prior to Tulane: Four-year varsity letterwinner in football... Two-time All-District honoree... Helped guide St. Louis Catholic to the state playoffs in four straight seasons... Was named team captain as a senior on the football team... Also earned four varsity letters in baseball... Helped guide the St. Louis Catholic to the 2021 State Baseball Championship... Served as a school ambassador during his junior and senior seasons... Was a member of National Honor Society... Major is undecided... Has one older brother and two younger brothers.



#53 BOBBY NOEL

P • 5-8 • 175 • FR
Gulf Shores, Ala.
Gulf Shores HS

Prior to Tulane: A three-year letter winner at Gulf Shores High School... A member of the National Honor Society... Son of Curt and Virginia Noel.



#64 HUTSON LILLIBRIDGE

OL • 6-3 • 295 • FR
Saint Louis, Mo.
Desmet HS

Prior to Tulane: Rated a three-star prospect by 247Sports.com... Ranked as the 23rd best player in the state by 247Sports.com... Helped De Smet Jesuit High School to a 6-1 overall record in 2020, going 2-0 in district play to rank third in the state of Missouri... Led the Spartans to an undefeated 14-0 season and state title in 2019-20... Named the No. 17 prospect on the 2020-21 Post-Dispatch Preseason Super 30 in August of 2020.



#17 JEFF NWANKWO

WR • 6-5 • 205 • FR
Oklahoma City, Okla.
Putnam City North HS

Prior to Tulane: Prior to Tulane: Earned a two-star rating from Rivals.com... Played just one season of high school football, but shined during that one year, earning all-conference, all-district and all-state honors... Helped guide Putnam City North High School to an 8-2 record, a conference title, a district title and an appearance in the state playoff... Finished his senior season with 242 yards receiving and four touchdowns... Caught 21 passes and averaged 11.5 yards per catch... Also an accomplished basketball player, earning all-district honors following the 2019 and 2020 seasons.



#44 MICHAEL LUNZ

DL • 6-4 • 245 • FR
Radcliff, Ky.
North Hardin HS

Prior to Tulane: Rated a three-star prospect by 247Sports.com and Rivals.com... Ranked the eighth best player in the state by 247Sports.com... Named a First Team All-District selection after his senior season... Helped North Hardin High School to a 10-2 record in 2020, going 4-0 in district play.



#98 PARKER PETERSON

DL • 6-4 • 260 • FR
Nashville, Tenn.
Father Ryan

Prior to Tulane: Received a three-star composite rating from 247Sports.com... Rated as the 41st-best player in the state of Tennessee by 247Sports.com... Ranked as the 99th-best defensive end... Helped guide Father Ryan high to five wins this past fall and a No. 25 state ranking... Also competed in wrestling and was one of the top performers in the state of Tennessee, as he was a two-time Tennessee state finalist.



#24 KOLBY PHILLIPS

DB • 5-11 • 170 • FR
Memphis, Tenn.
Hillsboro HS

Prior to Tulane: Prior to Tulane: Rated a three-star prospect by 247Sports.com and Rivals.com... Ranked as the 36th best player in the state by 247Sports.com and the 39th by Rivals.com... Totaled seven interceptions in 2019, his first season on the football team... Helped Hillsboro High School to a 5-6 overall record as a junior, going 3-2 in Region 6-5A.



#20 MATTHEW REMONDET

LB • 6-3 • 225 • FR
Lafayette, La.
Ascension Episcopal

Prior to Tulane: Named All-State Defensive End and an All-District Defensive MVP... Also lettered in basketball and track in high school... Son of Mike and Lea An Remondet... Has two older siblings, Michael and Ana... Brother, Michael, also plays football at Tulane.



#45 COREY PLATT JR.

LB • 6-1 • 205 • FR
Little Rock, Ark.
Little Rock Christian Academy

Prior to Tulane: Received a three-star rating from ESPN.com and 247Sports.com... Ranked as the 10th -best prospect in the state of Arkansas... Helped guide Little Rock Christian Academy to its third straight Class 5A state championship game this past fall... Starred on both sides of the ball as a senior as he accounted for 24 touchdowns on offense, including 14 receiving and 10 rushing scores... Defensively he totaled 71 tackles, including three tackles for loss and four interceptions, three forced fumbles... As a junior he totaled 154 tackles, 10 tackles for loss and four sacks... Helped guide Little Rock Christian Academy to the state championship as a sophomore.



#7 LANCE ROBINSON

DB • 5-11 • 190 • SO
New Orleans, La.
De La Salle/Kansas State

Prior to Tulane: 2019 First Team Academic All-Big 12 at Kansas State... Saw action in all 13 games, including the final three contests in which he started at cornerback... Finished the year with 13 tackles... Tallied a pass breakup at Texas Tech before registering his first-career tackle for loss against Iowa State... Finished the year fourth on the team in special teams tackles with four, all coming on kickoff coverage.



#13 DERRION RAKESTRAW

S • 6-1 • 200 • GR
Woodstock, Ga.
Sequoyah/Colorado

Prior to Tulane: Played in 36 career games with 11 starts at Colorado... He has 58 career tackles, including four for a loss and five for no gain... He also has nine third down stops, seven quarterback hurries, seven pass breakups, one forced fumble and three interceptions.



#44 CHARLES SCHIBLER

RB • 5-11 • 210 • FR
Gretna, La.
Jesuit HS

Prior to Tulane: A three-year starter and senior captain at Jesuit High School... Named All State Sugar Bowl Scholar Athlete and Morris B. Redmann Jr. Memorial Outstanding Senior Football Letterman... Also played rugby in high school... Earned All-Louisiana Division I Rugby... Was a member of the Jesuit fishing club, Medical Society and Sodality... Graduated Magna Cum Laude Jesuit Accelerated Diploma... Son of Dr. Chuck and Beth Schibler... Has two younger brothers, John and Tucker.



#78 HAYDEN SHOOK

OL • 6-4 • 300 • SO
Starkville, Miss.
Germantown

Prior to Tulane: Rated a three-star recruit and the No. 3 JUCO guard by 247sports in the 2021 class... A native of Starkville, Miss., he attended Mississippi Gulf Coast Community College for two seasons... Helped the Bulldogs go 12-0 and win the 2019 MACCC Championship before reaching the 2020 title game... Attended Germantown High School under coach Tom Shramek in his home state... Selected to play in the 2018 Bernard Blackwell All-Star Game... Chose Tulane over offers from South Alabama and UAB among others.



#53 DWANE TILLIS Jr.

DL • 5-11 • 260 • FR
Marrero, La.
De La Salle HS

Prior to Tulane: Two-time all-district player at De La Salle... Three-time Louisiana Division II State Runner-up... Led De La Salle in tackles in 2018... Also played basketball in high school... A member of the National Honor and English Honor societies... A member of the honor roll all four years of his high school career... Posse Scholarship award winner... Son of Dwane Sr. and Gretchen Tillis... One younger sibling.



#11 CYRON SUTTON

WR • 5-9 • 190 • SR
New Orleans, La.
Lake Area New Tech/McNeese

Prior to Tulane: 2020 Preseason All-Southland Conference First Team Wide Receiver at McNeese State... 2020 Preseason All-Southland Conference 2nd Team Punt Returner... Enters the season with 114 career receptions (sixth all-time), 1,688 career yards (10th all-time) and 14 career touchdown catches (sixth all-time).



#40 RODREK WILLIAMS II

CB • 5-9 • 170 • FR
New Orleans, La.
De La Salle HS

Prior to Tulane: An all-district football player at De La Salle... Helped lead De La Salle to Louisiana State Runner-up three times... A three-time scholar athlete in football... Also lettered in baseball in high school... A member of National Honor, English and French honor societies... Also participated in French and International clubs and Mu Alpha Theta and Student Council... Son of Carlette and Rodrek Williams... Uncle, Norman Bell, played offensive line for the Green Wave and graduated from Tulane in 1996... Uncle Jai Eugene, played cornerback at LSU.



#27 AUSTIN SYBRANDT

LB • 6-2 • 210 • FR
Baton Rouge, La.
Episcopal HS

Prior to Tulane: A first-team all-state and all-metro honoree... Two-time first team all-district award winner... Named all-district and team defensive most valuable player... Football team captain at Episcopal... Won the Louisiana State Championship in javelin... Also lettered in basketball in high school... A member of the grill club... Dean's List, Spanish Award of Excellence and Geometry Award of Excellence winner in high school... Son of Melissa and Mark Sybrandt... Has one older brother, Peyton, who plays baseball at Auburn... Father, Mark, played football at Western Carolina.



#10 SHAE WYATT

WR • 6-1 • 190 • JR
Omaha, Neb.
Millard West HS/Central Missouri

Prior to Tulane: Makes his way to Tulane following a decorated collegiate career at Division II Central Missouri. The Omaha, Nebraska, native earned Second Team All-America honors in 2019 after he hauled in 1,412 yards (111.7 receiving yards per game) and 12 touchdowns. In two seasons at Central Missouri, Wyatt finished with over 2,221 career receiving yards and became just the sixth player in program history to surpass 2,000 career receiving yards.



SEASON



RECAP



2020 GAME RESULTS

Date	Opponent	Location	Result	Score	Overall Record	Conference Record	Time	Attend
Sep 12, 2020	at South Alabama	Mobile, Ala.	W	27-24	1-0-0	0-0-0	3:36	6000
* Sep 19, 2020	Navy	Yulman Stadium	L	24-27	1-1-0	0-1-0	3:20	0
Sep 26, 2020	at Southern Miss	Hattiesburg, Miss.	W	66-24	2-1-0	0-1-0	3:44	0
* Oct 08, 2020	at Houston	Houston, Texas	L	31-49	2-2-0	0-2-0	3:58	8164
* Oct 16, 2020	#17/18 SMU	Yulman Stadium	L	34-37	2-3-0	0-3-0	3:45	0
* Oct 24, 2020	at UCF	Orlando, Fla.	L	34-51	2-4-0	0-4-0	3:40	9148
* Oct 31, 2020	Temple	Yulman Stadium	W	38-3	3-4-0	1-4-0	3:00	1200
* Nov 07, 2020	at East Carolina	Greenville, N.C.	W	38-21	4-4-0	2-4-0	3:11	3500
* Nov 14, 2020	RV/#25 Army	Yulman Stadium	W	38-12	5-4-0	2-4-0	3:14	1200
* Nov 19, 2020	at #25/RV Tulsa	Tulsa, Okla.	L	24-30	5-5-0	2-5-0	3:57	0
* Dec 05, 2020	Memphis	Yulman Stadium	W	35-21	6-5-0	3-5-0	3:24	2400
Dec 22, 2020	Nevada (Potato Bowl)	Boise, Idaho	L	27-38	6-6-0	3-5-0	3:32	0

* indicates American Athletic Conference game

2020 TEAM STATISTICS

TEAM STATISTICS	TLN	OPP
SCORING	416	337
Points Per Game	34.7	28.1
Points Off Turnovers	59	29
FIRST DOWNS	258	255
Rushing	137	109
Passing	103	125
Penalty	18	21
RUSHING YARDAGE	2605	1725
Yards gained rushing	2952	2114
Yards lost rushing	347	389
Rushing Attempts	516	506
Average Per Rush	5.0	3.4
Average Per Game	217.1	143.8
TDs Rushing	32	16
PASSING YARDAGE	2120	3349
Comp-Att-Int	165-313-10	239-395-9
Average Per Pass	6.8	8.5
Average Per Catch	12.8	14.0
Average Per Game	176.7	279.1
TDs Passing	21	27
TOTAL OFFENSE	4725	5074
Total Plays	829	901
Average Per Play	5.7	5.6
Average Per Game	393.8	422.8
KICK RETURNS: #-Yards	25-602	29-632
PUNT RETURNS: #-Yards	20-253	22-147
INT RETURNS: #-Yards	9-142	10-200
KICK RETURN AVERAGE	24.1	21.8
PUNT RETURN AVERAGE	12.6	6.7
INT RETURN AVERAGE	15.8	20.0

TEAM STATISTICS	TLN	OPP
FUMBLES-LOST	17-4	18-10
PENALTIES-Yards	75-629	71-599
Average Per Game	52.4	49.9
PUNTS-Yards	57-2576	57-2309
Average Per Punt	45.2	40.5
Net punt average	41.2	34.7
KICKOFFS-Yards	76-4415	60-3617
Average Per Kick	58.1	60.3
Net kick average	38.3	37.8
TIME OF POSSESSION/Game	28:38	31:22
3RD-DOWN Conversions	51/150	79/196
3rd-Down Pct	34%	40%
4TH-DOWN Conversions	12/22	16/34
4th-Down Pct	55%	47%
SACKS BY-Yards	39-257	35-229
MISC YARDS	0	0
TOUCHDOWNS SCORED	56	45
FIELD GOALS-ATTEMPTS	9-15	9-18
ON-SIDE KICKS	0-1	1-1
RED-ZONE SCORES	(40-47) 85%	(31-41) 76%
RED-ZONE TOUCHDOWNS	(34-47) 72%	(25-41) 61%
PAT-ATTEMPTS	(51-52) 98%	(34-38) 89%
ATTENDANCE	4800	26812
Games/Avg Per Game	5/960	6/4469
Neutral Site Games		1/0

SCORE BY QUARTERS	1st	2nd	3rd	4th	OT	Total
Tulane	90	99	124	100	3	416
Opponents	64	108	81	72	12	337

2020 PASSING

	GP	Effic	Cmp-Att-Int	Pct	Yds	TD	Lng	Avg/G
PRATT, Michael	10	134.53	140-254-8	55.1	1806	20	52	180.6
HOWARD, Keon	6	90.82	25-58-1	43.1	314	1	32	52.3
JONES, Amare	10	-200.00	0-1-1	0.0	0	0	0	0.0
Total	12	125.36	165-313-10	52.7	2120	21	52	176.7
Opponents	12	149.73	239-395-9	60.5	3349	27	88	279.1



2020 RUSHING

	GP	ATT	GAIN	LOSS	NET	AVG/ATT	TD	LONG	AVG/G
HUDERSON, Stephon	12	128	787	14	773	6.0	4	47	64.4
CARROLL, Cameron	12	122	789	48	741	6.1	12	65	61.8
JONES, Amare	10	67	409	20	389	5.8	2	50	38.9
SPEARS, Tyjae	3	37	279	5	274	7.4	2	42	91.3
PRATT, Michael	10	115	448	219	229	2.0	8	39	22.9
HOWARD, Keon	6	15	100	27	73	4.9	1	24	12.2
BOOKER, Ygenio	5	9	41	0	41	4.6	0	9	8.2
JACKSON, Jha'Quan	12	2	31	0	31	15.1	1	17	2.6
IBIETA, Justin	2	3	32	3	29	9.7	0	29	14.5
WATTS, Phat	12	5	20	1	19	3.8	1	14	1.6
AMMONS, Logan	2	1	7	0	7	7.0	0	7	3.5
COLTRIN, Josh	1	2	7	0	7	3.5	0	6	7.0
WATTS, Duece	12	1	2	0	2	2.0	0	1	0.2
JAMES, Tyrick	12	0	0	0	0	0.0	1	0	0.0
Total	12	516	2952	347	2605	5.0	32	65	217.1
Opponents	12	506	2114	389	1725	3.4	16	55	143.8

2020 RECEIVING

	GP	REC	YDS	AVG/REC	TD	LONG	AVG/G
WATTS, Duece	12	31	512	16.5	6	52	42.7
JACKSON, Jha'Quan	12	31	425	13.7	8	42	35.4
JAMES, Tyrick	12	18	202	11.2	3	29	16.8
WATTS, Phat	12	17	217	12.8	0	38	18.1
JONES, Amare	10	14	101	7.2	0	26	10.1
JONES, Mykel	11	11	154	14.0	1	31	14.0
TOLES, Jaetavian	12	9	107	11.9	1	18	8.9
HUDERSON, Stephon	12	7	87	12.4	0	26	7.2
WALLACE, Will	8	6	69	11.5	1	27	8.6
DANIELS, Christian	12	5	57	11.4	0	32	4.8
ROBERTSON, Jacob	8	5	56	11.2	0	23	7.0
BROWN, Sorrell	6	4	57	14.2	0	18	9.5
CARROLL, Cameron	12	4	49	12.2	1	32	4.1
SPEARS, Tyjae	3	2	30	15.0	0	16	10.0
BOOKER, Ygenio	5	1	-3	-3.0	0	0	-0.6
Total	12	165	2120	12.8	21	52	176.7
Opponents	12	239	3349	14.0	27	88	279.1

2020 PUNT RETURNS

	RET	YDS	AVG	TD	LONG
JACKSON, Jha'Quan	16	222	13.9	0	54
JONES, Amare	4	31	7.8	0	19
Total	20	253	12.6	0	54
Opponents	22	147	6.7	0	34

2020 INTERCEPTIONS

	INT	YDS	AVG	TD	LONG
BROOKS, Larry	3	0	0.0	0	0
CLARK, Macon	2	73	36.5	1	64
LANGHAM, Willie	2	14	7.0	0	14
DYSON, Cornelius	1	3	3.0	0	3
HALL, Kavaris	1	52	52.0	0	52
Total	9	142	15.8	1	64
Opponents	10	200	20.0	1	96

2020 KICK RETURNS

	RET	YDS	AVG	TD	LONG
JONES, Amare	15	439	29.3	0	71
JACKSON, Jha'Quan	5	110	22.0	0	43
HUDERSON, Stephon	3	45	15.0	0	22
SEIDEN, Noah	1	2	2.0	0	2
TOLES, Jaetavian	1	6	6.0	0	6
Total	25	602	24.1	0	71
Opponents	29	632	21.8	1	97

2020 FUMBLE RETURNS

	RET	YDS	AVG	TD	LONG
JOHNSON, Jeffrey	2	-1	-0.5	1	1
TOLES, Jaetavian	1	8	8.0	1	8
Total	3	7	2.3	2	8
Opponents	0	0	0.0	0	0



2020 SCORING

	PATs								
	TD	FGs	KICK	RUSH	REC	PASS	DXP	SAF	PTS
GLOVER, Merek	0	9-15	51-52	0	0	0	0	0	78
CARROLL, Cameron	13	0	0	0	0	0	0	0	78
JACKSON, Jha'Quan	9	0	0	0	0	0	0	0	54
PRATT, Michael	8	0	0	0-1	0	0-1	0	0	48
WATTS, Duece	6	0	0	0	0	0	0	0	36
JAMES, Tyrick	4	0	0	0	1	0	0	0	26
HUDERSON, Stephon	4	0	0	0	0	0	0	0	24
SPEARS, Tyjae	2	0	0	0	0	0	0	0	12
JONES, Amare	2	0	0	0	0	0	0	0	12
TOLES, Jaetavian	2	0	0	0	0	0	0	0	12
HOWARD, Keon	1	0	0	0-1	0	1-1	0	0	6
JONES, Mykel	1	0	0	0	0	0	0	0	6
WATTS, Phat	1	0	0	0	0	0	0	0	6
CLARK, Macon	1	0	0	0	0	0	0	0	6
WALLACE, Will	1	0	0	0	0	0	0	0	6
JOHNSON, Jeffrey	1	0	0	0	0	0	0	0	6
Total	56	9-15	51-52	0-2	1	1-2	0	0	416
Opponents	45	9-18	34-38	0-1	2	2-5	0	1	337

2020 TOTAL OFFENSE

	GP	PLAYS	RUSH	PASS	TOTAL	AVG/G
PRATT, Michael	10	369	229	1806	2035	203.5
HUDERSON, Stephon	12	128	773	0	773	64.4
CARROLL, Cameron	12	122	741	0	741	61.8
JONES, Amare	10	68	389	0	389	38.9
HOWARD, Keon	6	73	73	314	387	64.5
SPEARS, Tyjae	3	37	274	0	274	91.3
BOOKER, Ygenio	5	9	41	0	41	8.2
JACKSON, Jha'Quan	12	2	31	0	31	2.6
IBIETA, Justin	2	3	29	0	29	14.5
WATTS, Phat	12	5	19	0	19	1.6
COLTRIN, Josh	1	2	7	0	7	7.0
AMMONS, Logan	2	1	7	0	7	3.5
WATTS, Duece	12	1	2	0	2	0.2
Total	12	829	2605	2120	4725	393.8
Opponents	12	901	1725	3349	5074	422.8

2020 FIELD GOAL STATISTICS

	FGM-FGA	PCT	01-19	20-29	30-39	40-49	50-99	LONG	BLK
GLOVER, Merek	9-15	60.0	0-0	3-4	3-4	3-5	0-2	42	0
FG SEQUENCE	TULANE	OPPONENTS							
South Alabama	-	(49)							
NAVY	(22)	57,(33)							
Southern Miss	(41),48	(49)							
Houston	(39)	47							
SMU	(34),(27)	(48),45,(33),57,(34)							
UCF	-	(23),38							
TEMPLE	(40),51	(22)							
East Carolina	(42),39	52							
ARMY	(26)	-							
Tulsa	28,54,(39)	46,(27)							
Memphis	-	53							
Nevada	46	32							

Numbers in (parentheses) indicate field goal was made.

2020 PUNTING STATISTICS

	PUNT	YDS	AVG	LONG	TB	FC	I20	50+	BLK
WRIGHT, Ryan	52	2352	45.2	65	3	7	17	16	0
GLOVER, Casey	5	224	44.8	51	1	0	2	2	0
Total	57	2576	45.2	65	4	7	19	18	0
Opponents	57	2309	40.5	63	4	18	14	9	0

2020 KICKOFF STATISTICS

	KO	YDS	AVG	TB	OB	RETURN	NET	YDLine
GLOVER, Merek	74	4304	58.2	35	2			
WRIGHT, Ryan	1	71	71.0	0	0			
GLOVER, Casey	1	40	40.0	0	0			
Total	76	4415	58.1	35	2	21.8	38.3	26
Opponents	60	3617	60.3	30	0	24.1	37.8	27



2020 ALL-PURPOSE YARDAGE

	GP	RUSH	REC	PR	KOR	IR	TOTAL	AVG/G
JONES, Amare	10	389	101	31	439	0	960	96.0
HUDERSON, Stephon	12	773	87	0	45	0	905	75.4
CARROLL, Cameron	12	741	49	0	0	0	790	65.8
JACKSON, Jha'Quan	12	31	425	222	110	0	788	65.7
WATTS, Duece	12	2	512	0	0	0	514	42.8
SPEARS, Tyjae	3	274	30	0	0	0	304	101.3
WATTS, Phat	12	19	217	0	0	0	236	19.7
PRATT, Michael	10	229	0	0	0	0	229	22.9
JAMES, Tyrick	12	0	202	0	0	0	202	16.8
JONES, Mykel	11	0	154	0	0	0	154	14.0
TOLES, Jaetavian	12	0	107	0	6	0	113	9.4
CLARK, Macon	12	0	0	0	0	73	73	6.1
HOWARD, Keon	6	73	0	0	0	0	73	12.2
WALLACE, Will	8	0	69	0	0	0	69	8.6
DANIELS, Christian	12	0	57	0	0	0	57	4.8
BROWN, Sorrell	6	0	57	0	0	0	57	9.5
ROBERTSON, Jacob	8	0	56	0	0	0	56	7.0
HALL, Kavaris	9	0	0	0	0	52	52	5.8
BOOKER, Ygenio	5	41	-3	0	0	0	38	7.6
IBIETA, Justin	2	29	0	0	0	0	29	14.5
LANGHAM, Willie	12	0	0	0	0	14	14	1.2
COLTRIN, Josh	1	7	0	0	0	0	7	7.0
AMMONS, Logan	2	7	0	0	0	0	7	3.5
DYSON, Cornelius	10	0	0	0	0	3	3	0.3
SEIDEN, Noah	12	0	0	0	2	0	2	0.2
TEAM	6	-10	0	0	0	0	-10	-1.7
Total	12	2605	2120	253	602	142	5722	476.8
Opponents	12	1725	3349	147	632	200	6053	504.4

2020 STARTING LINEUPS

OFFENSE

Opponent	QB	RB	TE	WR	WR	WR	LT	LG	C	RG	RT
South Alabama	Howard	Spears	James	Watts, D.	Robertson	Jones	Claybrook	Dublin	Haynesworth	Remetich	Tuggle
Navy	Howard	Spears	James	Watts, D.	Robertson	Watts, P.	Claybrook	Dublin	Haynesworth	Remetich	Tuggle
Southern Miss	Howard	Spears	James	Watts, D.	Robertson	Watts, P.	Claybrook	Dublin	Haynesworth	Remetich	Tuggle
Houston	Pratt	Carroll	James	Watts, D.	Robertson	Anderson	Claybrook	Dublin	Haynesworth	Remetich	Tuggle
SMU	Pratt	Huderson	James	Watts, D.	Jones, M.	Watts, P.	Thomas	Dublin	Haynesworth	Knutson	Tuggle
UCF	Pratt	Huderson	James	Watts, D.	Jones, M.	Anderson	Thomas	Dublin	Haynesworth	Knutson	Tuggle
Temple	Pratt	Huderson	James	Watts, D.	Jackson	Jones, M.	Knutson	Dublin	Haynesworth	Thomas	Tuggle
East Carolina	Pratt	Huderson	James	Watts, D.	Jackson	Jones, M.	Claybrook	Dublin	Haynesworth	Shafter	Knutson
Army	Pratt	Huderson	James	Watts, D.	Jackson	Jones, M.	Claybrook	Dublin	Haynesworth	Shafter	Knutson
Tulsa	Pratt	Huderson	James	Watts, D.	Jackson	Jones, M.	Claybrook	Dublin	Haynesworth	Shafter	Knutson
Memphis	Pratt	Huderson	James	Watts, D.	Jackson	Jones, M.	Claybrook	Remetich	Haynesworth	Thomas	Tuggle
Nevada	Pratt	Huderson	James	Watts, D.	Jackson	Watts, P.	Claybrook	Dublin	Haynesworth	Shafter	Knutson

DEFENSE

Opponent	J	DE	NT	DE	LB	LB	LB	CB	CB	S	S
South Alabama	Johnson, P.	Sample	Johnson, J.	Williams, De.	Moody	Henry	Kerr	Langham	Monroe	Brooks	Kuerschen
Navy	Johnson, P.	Sample	Johnson, J.	Williams, De.	Moody	Henry	Seiden	Meyers	Monroe	Brooks	Kuerschen
Southern Miss	Johnson, P.	Sample	Johnson, J.	Williams, De.	Moody	Henry	Kerr	Meyers	Monroe	Clark	Kuerschen
Houston	Johnson, P.	Sample	Johnson, J.	Williams, De.	Moody	Henry	Clark	Langham	Monroe	Brooks	Kuerschen
SMU	Johnson, P.	Sample	Johnson, J.	Williams, De.	Moody	Henry	Clark	Langham	Monroe	Brooks	Kuerschen
UCF	Johnson, P.	Sample	Johnson, J.	Clark	Moody	Henry	Williams, Do.	Langham	Monroe	Brooks	Kuerschen
Temple	Johnson, P.	Sample	Johnson, J.	Clark	Anderson, N.	Henry	Hicks	Langham	Monroe	Brooks	Kuerschen
ECU	Johnson, P.	Sample	Johnson, J.	Clark	Anderson, N.	Henry	Hicks	Langham	Monroe	Brooks	Kuerschen
Army	Johnson, P.	Sample	Johnson, J.	Seiden	Moody	Henry	Hicks	Langham	Monroe	Brooks	Kuerschen
Tulsa	Johnson, P.	Sample	Johnson, J.	Clark	Moody	Williams, De.	Williams, Do.	Langham	Monroe	Brooks	Kuerschen
Memphis	Johnson, P.	Sample	Johnson, J.	Seiden	Moody	Friloux	Williams, Do.	Langham	Monroe	Brooks	Kuerschen
Nevada	Anderson, A.	Hodges	Johnson, J.	Clark	Moody	Hicks	Williams, Do.	Kerr	Monroe	Brooks	Kuerschen



2020 DEFENSIVE LEADERS

		-----Tackles-----				Sacks		-----Pass Def-----			----Fumbles----		-----BLK-----	
		GP	Solo	Ast	Total	TFL-Yds	No-Yds	Int-Yds	PBU	QBH	FR-Yds	FF	KICK	SAF
24	WILLIAMS, Dorian	12	65	33	98	16.5-46	4.5-21	-	3	2	-	-	-	-
40	ANDERSON, Nick	12	56	32	88	1.5-35	3.5-19	-	-	-	-	-	-	-
28	MOODY, Marvin	10	40	32	72	6.5-20	0.5-6	-	-	-	-	-	-	-
36	KUERSCHEN, Chase	11	54	15	69	-	-	-	3	-	1-0	-	-	-
31	BROOKS, Larry	12	46	12	58	1.0-5	-	3-0	3	-	2-0	1	-	-
5	SAMPLE, Cameron	11	28	24	52	8.5-66	6.0-54	-	1	3	-	1	-	-
33	HENRY, Kevin	11	31	17	48	7.0-24	1.0-12	-	1	2	-	1	-	-
37	CLARK, Macon	12	30	13	43	6.5-26	4.0-17	2-73	4	-	1-0	1	-	-
7	JOHNSON, Patrick	11	28	11	39	14.5-82	10.0-67	-	2	4	-	2	-	-
98	MONROE, Jaylon	12	27	6	33	2.0-7	-	-	9	-	-	-	-	-
77	JOHNSON, Jeffrey	12	16	17	33	6.0-23	3.5-18	-	-	-	2--1	-	-	-
8	LANGHAM, Willie	12	23	5	28	-	-	2-14	5	-	-	-	-	-
17	DYSON, Cornelius	10	20	6	26	1.0-4	-	1-3	5	-	-	-	-	-
48	WILLIAMS, De.	11	13	11	24	4.5-11	-	-	-	-	1-0	-	-	-
94	HICKS, Eric	12	10	10	20	4.5-10	0.5-0	-	-	-	-	-	1	-
95	FRILOUX, Adonis	10	11	8	19	3.5-16	2.5-15	-	-	1	-	-	-	-
21	KERR, Ajani	12	11	7	18	-	-	-	3	-	-	-	-	-
91	SEIDEN, Noah	12	8	5	13	1.0-7	1.0-7	-	-	2	-	-	-	-
41	HODGES, Darius	9	6	7	13	2.0-7	1.0-4	-	3	-	1-0	-	-	-
54	HATCHER, Carlos	7	6	4	10	1.5-9	1.0-9	-	-	-	-	-	-	-
25	HALL, Kevaris	9	6	1	7	1.0-10	1.0-10	1-52	-	-	-	-	-	-
23	TOLES, Jaetavian	12	6	1	7	-	-	-	-	-	2-8	1	-	-
10	MEYERS, Kyle	6	4	2	6	1.5-3	-	-	-	-	-	-	-	-
3	ANDERSON, Angelo	4	2	2	4	1.0-1	-	-	-	-	-	-	-	-
99	THOMAS, Alfred	5	-	4	4	-	-	-	-	-	-	-	-	-
14	DANIELS, Christian	12	2	1	3	-	-	-	-	-	-	-	-	-
35	MACHADO, Jesus	6	2	1	3	0.5-1	-	-	-	-	-	-	-	-
46	JONES, Keitha	10	1	1	2	-	-	-	-	-	-	-	-	-
57	HUDAK, Ethan	12	1	1	2	-	-	-	-	-	-	-	-	-
59	BRUCHHAUS, Sam	8	1	1	2	-	-	-	-	-	-	-	-	-
4	JACKSON, Jha'Quan	12	2	-	2	-	-	-	-	-	-	-	-	-
26	LAISTER, Shi'Keem	3	1	-	1	-	-	-	-	-	-	-	-	-
38	MESTAYER, Jonathan	5	1	-	1	-	-	-	-	-	-	-	-	-
16	WILLIAMS, Levi	2	1	-	1	-	-	-	-	-	-	-	-	-
19	HARRISON, Kiland	5	1	-	1	-	-	-	-	-	-	-	-	-
93	BROWN, Brandon	1	1	-	1	-	-	-	-	-	-	-	-	-
58	THOMAS, Caleb	5	1	-	1	-	-	-	-	-	-	-	-	-
27	BOOKER, Ygenio	5	1	-	1	-	-	-	-	-	-	-	-	-
80	JAMES, Tyrick	12	1	-	1	-	-	-	-	-	-	-	-	-
86	BROWN, Sorrell	6	1	-	1	-	-	-	-	-	-	-	-	-
TM	TEAM	6	-	-	-	-	-	-	-	-	-	-	-	-
Total		12	565	290	855	102-413	39-257	9-142	42	14	10-7	7	2	-
Opponents		12	491	298	789	83-327	35-229	10-200	34	11	4-0	12	-	1



2020 GAME PARTICIPATION

#	Name	GP/GS	USA	NAVY	USM	HOU	SMU	UCF	TEMPLE	ECU	ARMY	TLS	MEM	NEV
30	AMMONS, L.	2/-	XXX	XXX	XXX	...
3	ANDERSON, A.	4/1	XXX	...	XXX	XXX	START
40	ANDERSON, N.	12/1	XXX	XXX	XXX	XXX	XXX	XXX	START	XXX	XXX	XXX	XXX	XXX
12	BALL, T.	1/-	XXX
27	BOOKER, Y.	5/-	XXX	XXX	XXX	XXX	XXX	...	XXX
31	BROOKS, L.	12/11	START	START	XXX	START	START	START	START	START	START	START	START	START
93	BROWN, BR.	1/-	XXX
89	BROWN, RE.	2/-	XXX	XXX
86	BROWN, S.	6/-	XXX	XXX	XXX	XXX	XXX	XXX
59	BRUCHHAUS, S.	8/-	...	XXX	XXX	XXX	XXX	XXX	XXX	XXX
20	CARROLL, C.	12/1	XXX	XXX	XXX	START	XXX	XXX	XXX	XXX	XXX	XXX	XXX	XXX
37	CLARK, M.	12/8	XXX	XXX	START	START	START	START	START	START	XXX	START	XXX	START
79	CLAYBROOK, J.	10/9	START	START	START	START	XXX	START	START	START	START	START
88	COLTRIN, J.	1/-	XXX
14	DANIELS, C.	12/-	XXX	XXX	XXX	XXX	XXX	XXX	XXX	XXX	XXX	XXX	XXX	XXX
64	DUBLIN, C.	12/11	START	START	START	START	START	START	START	START	START	START	XXX	START
17	DYSON, C.	10/1	XXX	XXX	XXX	XXX	XXX	XXX	XXX	START	XXX	XXX
74	FORT, J.	1/-	XXX
95	FRILOUX, A.	10/1	XXX	XXX	XXX	XXX	XXX	XXX	XXX	XXX	START	XXX
96	GLOVER, C.	3/-	XXX	XXX	XXX
62	GLOVER, M.	12/-	XXX	XXX	XXX	XXX	XXX	XXX	XXX	XXX	XXX	XXX	XXX	XXX
69	GREEN, R.	3/-	XXX	XXX	XXX	...	XXX
25	HALL, K.	9/-	XXX	XXX	XXX	XXX	XXX	XXX	XXX	XXX	...	XXX
19	HARRISON, K.	5/-	XXX	XXX	XXX	XXX	XXX	...	XXX
54	HATCHER, C.	7/-	XXX	XXX	XXX	XXX	XXX	XXX	XXX
52	HAYNESWORTH, C.	12/12	START	START	START	START	START	START	START	START	START	START	START	START
33	HENRY, K.	11/9	START	START	START	START	START	START	START	START	START	...	XXX	XXX
94	HICKS, E.	12/5	XXX	XXX	XXX	XXX	XXX	XXX	START	START	START	START	XXX	START
41	HODGES, D.	9/1	XXX	XXX	XXX	XXX	XXX	XXX	...	XXX	XXX	START
9C	HOLL, J.	1/-	XXX
9	HOWARD, K.	6/3	START	START	START	XXX	XXX	...	XXX
57	HUDAK, E.	12/-	XXX	XXX	XXX	XXX	XXX	XXX	XXX	XXX	XXX	XXX	XXX	XXX
58	HUDERSON, S.	12/8	XXX	XXX	XXX	XXX	START	START	START	START	START	START	START	START
13	IBIETA, J.	2/-	XXX	XXX
63	JACKEL, C.	4/-	XXX	XXX	XXX	...	XXX
4	JACKSON, J.	12/6	XXX	XXX	XXX	XXX	XXX	XXX	START	START	START	START	START	START
80	JAMES, T.	12/12	START	START	START	START	START	START	START	START	START	START	START	START
77	JOHNSON, J.	12/12	START	START	START	START	START	START	START	START	START	START	START	START
7	JOHNSON, P.	11/11	START	START	START	START	START	START	START	START	START	START	START	...
11	JONES, A.	10/2	START	XXX	XXX	XXX	XXX	...	XXX	XXX	XXX	START	XXX	...
46	JONES, K.	10/-	XXX	...	XXX	XXX	XXX	...	XXX	XXX	XXX	XXX	XXX	XXX
1	JONES, MY.	11/6	XXX	XXX	XXX	XXX	START	START	START	START	START	XXX	START	...
21	KERR, A.	12/3	START	XXX	START	XXX	XXX	XXX	XXX	XXX	XXX	XXX	XXX	START
65	KNUTSON, B.	12/7	XXX	XXX	XXX	XXX	START	START	START	START	START	START	XXX	START
36	KUERSCHEN, C.	11/11	START	START	START	START	START	START	START	START	START	...	START	START
26	LAISTER, S.	3/-	XXX	XXX	XXX
8	LANGHAM, W.	12/9	START	XXX	XXX	START	START	START	START	START	START	START	START	XXX
83	LEDFOUR, D.	2/-	XXX	...	XXX
51	LEWERENZ, S.	3/-	XXX	XXX	XXX	...
35	MACHADO, J.	6/-	XXX	XXX	...	XXX	XXX	XXX	XXX	...
38	MESTAYER, J.	5/-	...	XXX	XXX	XXX	XXX	...	XXX
10	MEYERS, K.	6/2	XXX	START	START	XXX	...	XXX	XXX
61	MILLER, J.	9/-	XXX	XXX	XXX	XXX	XXX	XXX	XXX	XXX	XXX
98	MONROE, J.	12/12	START	START	START	START	START	START	START	START	START	START	START	START
28	MOODY, M.	10/10	START	START	START	START	START	START	START	START	START	START
78	PRATT, M.	10/9	XXX	START	START	START	START	START	START	START	START	START
81	PRESLEY, T.	5/-	XXX	XXX	XXX	XXX
2C	REDMOND, M.	1/-	XXX
68	REMETICH, J.	8/5	START	START	START	START	XXX	...	XXX	XXX	START	...
15	ROBERTSON, J.	8/4	START	START	START	START	XXX	XXX	XXX	XXX
82	RUTKOWSKI, R.	1/-	XXX
5	SAMPLE, C.	11/11	START	START	START	START	START	START	START	START	START	START	START	...
91	SEIDEN, N.	12/3	XXX	START	XXX	XXX	XXX	XXX	XXX	XXX	START	XXX	START	XXX
70	SHAFTER, T.	8/4	XXX	XXX	XXX	START	START	START	XXX	START
22	SPEARS, T.	3/3	START	START	START
99	THOMAS, AL.	5/-	XXX	...	XXX	XXX	XXX	...	XXX
58	THOMAS, C.	5/4	...	XXX	START	START	START	START	...
85	THOMPSON, R.	4/-	XXX	XXX	...	XXX	...	XXX	...
23	TOLES, J.	12/-	XXX	XXX	XXX	XXX	XXX	XXX	XXX	XXX	XXX	XXX	XXX	XXX
72	TUGGLE, T.	9/8	START	START	START	START	START	START	START	XXX	START	...
34	WALKER, K.	1/-	XXX
84	WALLACE, W.	8/-	XXX	...	XXX	XXX	XXX	XXX	XXX	XXX	...	XXX
2	WATTS, D.	12/12	START	START	START	START	START	START	START	START	START	START	START	START
3C	WATTS, P.	12/6	XXX	START	START	START	START	START	XXX	XXX	XXX	XXX	XXX	START
48	WILLIAMS, DE.	11/5	START	START	START	START	START	START	XXX	XXX	XXX	XXX	XXX	...
24	WILLIAMS, DO.	12/4	XXX	XXX	XXX	XXX	XXX	START	XXX	XXX	XXX	START	START	START
88	WILLIAMS, K.	2/-	XXX	XXX
16	WILLIAMS, LE.	2/-	...	XXX	XXX
90	WRIGHT, D.	2/-	XXX	XXX
97	WRIGHT, R.	11/-	...	XXX	XXX	XXX	XXX	XXX	XXX	XXX	XXX	XXX	XXX	XXX



2020 TULANE STATISTICS

Date	Opponent	Rushing				Receiving				Passing				Kick Returns				Punt Returns				tot off
		no	yds	td	lg	no	yds	td	lg	cp-at-int	yds	td	lg	no	yds	td	lg	no	yds	td	lg	
Sep 12, 2020	at South Alabama	40	203	4	36	14	191	0	32	14-30-3	191	0	32	2	65	0	40	2	23	0	19	394
Sep 19, 2020	NAVY	44	265	3	42	10	108	0	29	10-25-1	108	0	29	0	0	0	0	1	0	0	0	373
Sep 26, 2020	at Southern Miss	54	427	7	52	9	142	2	42	9-21-0	142	2	42	4	135	0	62	1	15	0	15	569
Oct 8, 2020	at Houston	45	70	1	20	11	141	1	40	11-25-0	141	1	40	2	57	0	39	0	0	0	0	211
Oct 16, 2020	SMU	48	195	3	25	12	192	1	42	12-29-1	192	1	42	4	62	0	22	1	8	0	8	387
Oct 24, 2020	at UCF	38	125	2	20	14	215	3	28	14-24-1	215	3	28	3	67	0	23	1	54	0	54	340
Oct 31, 2020	TEMPLE	47	284	2	22	13	220	3	52	13-22-1	220	3	52	2	23	0	12	5	55	0	18	504
Nov 07, 2020	at East Carolina	34	277	2	48	22	216	3	35	22-34-1	216	3	35	1	17	0	17	3	11	0	11	493
Nov 14, 2020	ARMY	32	171	2	50	19	197	2	26	19-27-0	197	2	26	1	14	0	14	1	7	0	7	368
Nov 19, 2020	at Tulsa	51	226	1	26	8	76	2	27	8-17-1	76	2	27	2	91	0	71	2	38	0	39	302
Dec 05, 2020	MEMPHIS	45	165	3	21	21	254	2	42	21-34-1	254	2	42	2	43	0	43	2	15	0	8	419
Dec 22, 2020	vs Nevada	38	197	2	65	12	168	2	41	12-25-3	168	2	41	2	28	0	22	1	27	0	27	365
	Totals	516	2605	32	65	165	2120	21	52	165-313-10	2120	21	52	25	602	0	71	20	253	0	54	4725
	Opponent	506	1725	16	54	239	3349	27	88	239-395-9	3349	27	88	29	632	1	97	22	147	0	34	5074

Date	Opponent	Tackles			tfl-yds	Sacks		Fumble		Pass Def		pbu	Blkd kick	PAT Attempts			saf	pts
		ua	a	tot		no	yds	ff	fr-yds	int-yds	QBH			kick	rush	rcv		
Sep 12, 2020	at South Alabama	38	22	60	12.0-68	5.0-45		1	1-0	0-0	3	2	0	1-2	0	1	0	27
Sep 19, 2020	NAVY	50	26	76	7.0-17	1.0-1		0	0-0	0-0	0	1	0	3-3	-	-	-	24
Sep 26, 2020	at Southern Miss	31	38	69	12.0-57	5.0-34		1	1-0	1-52	0	3	0	9-9	0	0	0	66
Oct 8, 2020	at Houston	43	34	77	7.0-21	4.0-17		1	3-1	2-73	3	1	0	4-4	-	-	-	31
Oct 16, 2020	SMU	61	18	79	11.0-40	3.0-24		0	1-0	0-0	0	6	0	4-4	0	0	0	34
Oct 24, 2020	at UCF	58	38	96	4.0-28	3.0-27		0	0-0	0-0	1	2	0	4-4	0	0	0	34
Oct 31, 2020	TEMPLE	47	14	61	9.0-26	3.0-13		0	0-0	1-14	0	4	0	5-5	0	0	0	38
Nov 07, 2020	at East Carolina	35	28	63	10.0-40	5.0-32		2	1-2	0-0	4	8	1	5-5	0	0	0	38
Nov 14, 2020	ARMY	55	16	71	6.0-16	1.0-4		0	1-8	2-0	1	1	1	5-5	0	0	0	38
Nov 19, 2020	at Tulsa	47	30	77	8.0-35	4.0-27		2	2-0	1-0	2	7	0	3-3	0	0	0	24
Dec 05, 2020	MEMPHIS	48	6	54	9.0-43	4.0-27		0	0-0	2-3	0	6	0	5-5	0	0	0	35
Dec 22, 2020	vs Nevada	52	20	72	7.0-22	1.0-8		0	0-0	0-0	0	1	0	3-3	0	0	0	27
	Totals	565	290	855	102.0-413	40.0-259		7	10-7	9-142	14	42	2	51-52	0	1	0	416
	Opponent	491	298	789	83.0-327	34.0-218		12	4-0	10-200	11	34	0	34-38	0	2	1	337

Date	Opponent	no	yds	avg	Punting					Field Goals				Kickoffs				
					long	blkd	tb	fc	50+	i20	md-att	long	blkd	no	yds	avg	tb	ob
Sep 12, 2020	at South Alabama	5	224	44.8	51	0	1	0	2	2	0-0	0	0	5	300	60.0	4	0
Sep 19, 2020	NAVY	5	182	36.4	41	0	0	2	0	1	1-1	22	0	6	326	54.3	2	0
Sep 26, 2020	at Southern Miss	3	145	48.3	58	0	1	0	1	1	1-2	41	0	11	649	59.0	5	1
Oct 8, 2020	at Houston	8	410	51.2	63	0	0	0	5	1	1-1	39	0	6	387	64.5	5	0
Oct 16, 2020	SMU	6	281	46.8	65	0	0	0	3	1	2-2	34	0	7	447	63.9	4	0
Oct 24, 2020	at UCF	5	238	47.6	62	0	0	0	2	3	0-0	0	0	6	225	37.5	2	0
Oct 31, 2020	TEMPLE	2	111	55.5	62	0	0	1	1	1	1-2	40	0	7	427	61.0	2	1
Nov 07, 2020	at East Carolina	4	177	44.2	46	0	1	0	0	2	1-2	42	0	7	405	57.9	4	0
Nov 14, 2020	ARMY	5	230	46.0	63	0	1	0	2	2	1-1	26	0	7	445	63.6	4	0
Nov 19, 2020	at Tulsa	6	253	42.4	62	0	0	2	1	3	1-3	39	0	4	231	57.8	2	0
Dec 05, 2020	MEMPHIS	5	216	43.2	52	0	0	1	1	0	0-0	0	0	6	334	55.7	0	0
Dec 22, 2020	vs Nevada	3	109	36.3	45	0	0	1	0	2	0-1	0	0	4	239	59.8	1	0
	Totals	57	2576	45.2	65	0	4	7	18	19	9-15	42	0	76	4415	58.1	35	2
	Opponent	57	2309	40.5	63	0	4	18	9	14	9-18	29	1	60	3617	60.3	30	0



2020 OPPONENT STATISTICS

Date	Opponent	Rushing				Receiving				Passing				Kick Returns				Punt Returns				tot off
		no	yds	td	lg	no	yds	td	lg	cp-at-int	yds	td	lg	no	yds	td	lg	no	yds	td	lg	
Sep 12, 2020	at South Alabama	35	65	1	25	22	321	2	34	22-37-0	321	2	34	0	0	0	0	1	0	0	0	386
Sep 19, 2020	NAVY	56	204	2	48	7	146	1	44	7-12-0	146	1	44	2	36	0	34	1	2	0	2	350
Sep 26, 2020	at Southern Miss	34	70	1	36	23	299	2	88	23-38-1	299	2	88	4	58	0	16	1	0	0	0	369
Oct 8, 2020	at Houston	43	157	4	24	20	319	2	41	20-33-2	319	2	41	1	97	1	97	7	108	0	34	476
Oct 16, 2020	SMU	43	142	2	32	24	439	2	61	24-38-0	439	2	61	3	43	0	20	4	4	0	15	581
Oct 24, 2020	at UCF	59	267	2	54	26	422	5	55	26-40-0	422	5	55	1	21	0	21	1	0	0	0	689
Oct 31, 2020	TEMPLE	36	82	0	14	16	150	0	41	16-26-1	150	0	41	5	76	0	22	0	0	0	0	232
Nov 07, 2020	at East Carolina	29	35	0	17	27	351	3	75	27-43-0	351	3	75	1	30	0	30	0	0	0	0	386
Nov 14, 2020	ARMY	57	270	1	35	5	33	1	12	5-13-2	33	1	12	3	45	0	22	2	8	0	6	303
Nov 19, 2020	at Tulsa	41	179	1	31	27	343	2	37	27-48-1	343	2	37	1	16	0	16	2	7	0	6	522
Dec 05, 2020	MEMPHIS	29	45	1	19	20	255	2	59	20-39-2	255	2	59	5	107	0	32	2	18	0	18	300
Dec 22, 2020	vs Nevada	44	209	1	50	22	271	5	44	22-28-0	271	5	44	3	103	0	61	1	0	0	0	480
Opponent totals		506	1725	16	54	239	3349	27	88	239-395-9	3349	27	88	29	632	1	97	22	147	0	34	5074
Tulane		516	2605	32	65	165	2120	21	52	165-313-10	2120	21	52	25	602	0	71	20	253	0	54	4725

Date	Opponent	ua	Tackles			tfl-yds	Sacks		Fumble		Pass Def		Blkd	PAT Attempts				pts
			a	tot			no-yds	ff	fr-yds	int-yds	QBH	pbu		kick	kick	rush	rcv	
Sep 12, 2020	at South Alabama	34	22	56	4.0-11	1.0-0	2	1-0	0-0	2	5	0	3-3	0	0	0	24	
Sep 19, 2020	NAVY	46	10	56	6.0-19	1.0-12	0	0-0	1-4	1	4	0	2-2	0	1	1	27	
Sep 26, 2020	at Southern Miss	24	58	82	2.0-4	0.0-0	2	1-0	0-0	0	3	0	3-3	0	0	0	24	
Oct 8, 2020	at Houston	39	34	73	12.0-56	6.0-44	0	0-0	0-0	5	3	0	7-7	0	0	0	49	
Oct 16, 2020	SMU	50	18	68	8.0-34	4.0-23	0	0-0	1-13	0	1	0	4-4	0	0	0	37	
Oct 24, 2020	at UCF	35	26	61	11.0-36	5.0-25	1	0-0	1-0	0	4	0	6-7	0	0	0	51	
Oct 31, 2020	TEMPLE	59	10	69	6.0-20	2.0-14	5	2-0	1-0	0	1	0	0-0	0	0	0	3	
Nov 07, 2020	at East Carolina	33	38	71	6.0-21	2.0-8	1	0-0	1-0	3	3	0	1-1	0	1	0	21	
Nov 14, 2020	ARMY	41	14	55	9.0-20	1.0-3	0	0-0	0-0	0	1	0	0-1	0	0	0	12	
Nov 19, 2020	at Tulsa	41	32	73	4.0-17	2.0-7	0	0-0	1-96	0	4	0	3-3	0	0	0	30	
Dec 05, 2020	MEMPHIS	54	10	64	7.0-33	3.0-26	1	0-0	1-31	0	5	0	3-3	0	0	0	21	
Dec 22, 2020	vs Nevada	35	26	61	8.0-56	8.0-56	0	0-0	3-56	0	0	0	2-4	0	0	0	38	
Opponent totals		491	298	789	83.0-327	34.0-218	12	4-0	10-200	11	34	0	34-38	0	2	1	337	
Tulane		565	290	855	102.0-413	40.0-259	7	10-7	9-142	14	42	2	51-52	0	1	0	416	

Date	Opponent	no	yds	avg	Punting				Field Goals				Kickoffs					
					long	blkd	tb	fc	50+	i20	md-att	long	blkd	no	yds	avg	tb	ob
Sep 12, 2020	at South Alabama	7	266	38.0	57	0	0	2	1	2	1-1	49	0	5	325	65.0	3	0
Sep 19, 2020	NAVY	7	288	41.1	63	0	1	2	1	2	1-2	33	0	4	220	55.0	3	0
Sep 26, 2020	at Southern Miss	8	301	37.6	45	0	0	7	0	1	1-1	49	0	5	254	50.8	0	0
Oct 8, 2020	at Houston	3	125	41.7	57	0	0	1	1	2	0-1	0	0	8	510	63.8	6	0
Oct 16, 2020	SMU	3	107	35.7	58	0	0	1	1	0	3-5	48	0	7	426	60.9	3	0
Oct 24, 2020	at UCF	1	56	56.0	56	0	0	0	1	0	1-2	23	0	9	575	63.9	6	0
Oct 31, 2020	TEMPLE	7	296	42.3	52	0	1	0	1	1	1-1	22	0	2	128	64.0	0	0
Nov 07, 2020	at East Carolina	6	262	43.7	51	0	1	1	1	1	0-1	0	1	3	190	65.3	2	0
Nov 14, 2020	ARMY	4	160	40.0	54	0	0	1	1	2	0-0	0	0	3	195	65.0	2	0
Nov 19, 2020	at Tulsa	4	173	43.2	52	0	0	2	1	1	1-2	27	0	3	169	56.3	0	0
Dec 05, 2020	MEMPHIS	4	178	44.5	47	0	1	1	0	1	0-1	0	0	4	227	56.8	1	0
Dec 22, 2020	vs Nevada	3	97	32.3	48	0	0	0	0	1	0-1	0	0	7	398	56.9	4	0
Opponent totals		57	2309	40.5	63	0	4	18	9	14	9-18	49	1	60	3617	60.3	30	0
Tulane		57	2576	45.2	65	0	4	7	18	19	9-15	42	0	76	4415	58.1	35	2



TULANE INDIVIDUAL GAME HIGHS

Rushes	25	HUDERSON, Stephon at Tulsa (Nov 19, 2020)
Yards Rushing	163	CARROLL, Cameron at Southern Miss (Sep 26, 2020)
TD Rushes	3	CARROLL, Cameron at Southern Miss (Sep 26, 2020)
Long Rush	65	CARROLL, Cameron vs. Nevada (Dec 22, 2020)
Pass attempts	34	PRATT, Michael at East Carolina (Nov 07, 2020)
Pass completions	22	PRATT, Michael at East Carolina (Nov 07, 2020)
Yards Passing	254	PRATT, Michael vs. Memphis (Dec 05, 2020)
TD Passes	3	PRATT, Michael at East Carolina (Nov 07, 2020)
		PRATT, Michael at UCF (Oct 24, 2020)
Long Pass	52	PRATT, Michael vs. Temple (Oct 31, 2020)
Receptions	7	JACKSON, Jha'Quan at East Carolina (Nov 07, 2020)
Yards Receiving	114	WATTS, Ducee vs. Temple (Oct 31, 2020)
TD Receptions	2	JACKSON, Jha'Quan vs. Nevada (Dec 22, 2020)
		WATTS, Ducee at East Carolina (Nov 07, 2020)
		WATTS, Ducee vs. Temple (Oct 31, 2020)
Long Reception	52	JACKSON, Jha'Quan at UCF (Oct 24, 2020)
Field Goals	2	GLOVER, Merek vs. SMU (Oct 16, 2020)
Long Field Goal	42	GLOVER, Merek at East Carolina (Nov 07, 2020)
Punts	8	WRIGHT, Ryan at Houston (Oct 8, 2020)
Punting Avg	55.5	WRIGHT, Ryan vs. Temple (Oct 31, 2020)
Long Punt	65	WRIGHT, Ryan vs. SMU (Oct 16, 2020)
Punts inside 20	3	WRIGHT, Ryan at Tulsa (Nov 19, 2020)
		WRIGHT, Ryan at UCF (Oct 24, 2020)
Long Punt Return	54	JACKSON, Jha'Quan at UCF (Oct 24, 2020)
Long Kickoff Return	71	JONES, Amare at Tulsa (Nov 19, 2020)
Tackles	12	WILLIAMS, Dorian at UCF (Oct 24, 2020)
		WILLIAMS, Dorian at Houston (Oct 8, 2020)
		KUERSCHEN, Chase at Houston (Oct 8, 2020)
Sacks	3.0	JOHNSON, Patrick at East Carolina (Nov 07, 2020)
Tackles For Loss	3.5	SAMPLE, Cameron at South Alabama (Sep 12, 2020)
Interceptions	2	CLARK, Macon at Houston (Oct 8, 2020)

TULANE TEAM GAME HIGHS

Rushes	54	at Southern Miss (Sep 26, 2020)
Yards Rushing	427	at Southern Miss (Sep 26, 2020)
Yards Per Rush	8.1	at East Carolina (Nov 07, 2020)
TD Rushes	7	at Southern Miss (Sep 26, 2020)
Pass attempts	34	vs. Memphis (Dec 05, 2020)
		at East Carolina (Nov 07, 2020)
Pass completions	22	at East Carolina (Nov 07, 2020)
Yards Passing	254	vs. Memphis (Dec 05, 2020)
Yards Per Pass	10.0	vs. Temple (Oct 31, 2020)
TD Passes	3	at East Carolina (Nov 07, 2020)
		vs. Temple (Oct 31, 2020)
		at UCF (Oct 24, 2020)
Total Plays	79	vs. Memphis (Dec 05, 2020)
Total Offense	569	at Southern Miss (Sep 26, 2020)
Yards Per Play	7.6	at Southern Miss (Sep 26, 2020)
Points	66	at Southern Miss (Sep 26, 2020)
Sacks By	5	at East Carolina (Nov 07, 2020)
		at Southern Miss (Sep 26, 2020)
		at South Alabama (Sep 12, 2020)
First Downs	28	vs. Temple (Oct 31, 2020)
Penalties	11	vs. SMU (Oct 16, 2020)
Penalty Yards	86	vs. SMU (Oct 16, 2020)
Turnovers	3	vs. Nevada (Dec 22, 2020)
		vs. Temple (Oct 31, 2020)
Interceptions By	2	vs. Memphis (Dec 05, 2020)
		vs. Army (Nov 14, 2020)
		at Houston (Oct 8, 2020)
Punts	8	at Houston (Oct 8, 2020)
Punting Avg	55.5	vs. Temple (Oct 31, 2020)
Long Punt	65	vs. SMU (Oct 16, 2020)
Punts inside 20	3	at Tulsa (Nov 19, 2020)
		at UCF (Oct 24, 2020)
Long Punt Return	54	at UCF (Oct 24, 2020)

OPPONENT INDIVIDUAL GAME HIGHS

Rushes	25	MCCRAE, Greg at UCF (Oct 24, 2020)
		BENTLEY IV, Ulysses vs. SMU (Oct 16, 2020)
		CAROTHERS, Jamale, vs. Navy (Sep 19, 2020)
Yards Rushing	162	MCCRAE, Greg at UCF (Oct 24, 2020)
TD Rushes	2	CAR, Mulbah at Houston (Oct 8, 2020)
		SMITH, Nelson, vs. Navy (Sep 19, 2020)
Long Rush	54	MCCRAE, Greg at UCF (Oct 24, 2020)
Pass attempts	43	AHLERS, Holton at East Carolina (Nov 07, 2020)
Pass completions	27	AHLERS, Holton at East Carolina (Nov 07, 2020)
Yards Passing	422	GABRIEL, Dillon at UCF (Oct 24, 2020)
TD Passes	5	STRONG, Carson, vs. Nevada (Dec 22, 2020)
		GABRIEL, Dillon at UCF (Oct 24, 2020)
Long Pass	88	ABRAHAM, Jack at Southern Miss (Sep 26, 2020)
Receptions	13	PROEHL, Blake at East Carolina (Nov 07, 2020)
Yards Receiving	182	PROEHL, Blake at East Carolina (Nov 07, 2020)
TD Receptions	3	WILLIAMS, Marlon at UCF (Oct 24, 2020)
Long Reception	88	BROWNLEE, Jason at Southern Miss (Sep 26, 2020)
Field Goals	3	NAGGAR, Chris vs. SMU (Oct 16, 2020)
Long Field Goal	49	BOURGEOIS, Briggs at Southern Miss (Sep 26, 2020)
		GUAJARDO, Diego, at South Alabama (Sep 12, 2020)
Punts	8	FLEMING, Griffin at Southern Miss (Sep 26, 2020)
Punting Avg	56.0	OSTEEN, Andrew at UCF (Oct 24, 2020)
Long Punt	63	DAVIES, Daniel, vs. Navy (Sep 19, 2020)
Punts inside 20	2	HARDING, Zach vs. Army (Nov 14, 2020)
		WILKINS, Laine at Houston (Oct 8, 2020)
		DAVIES, Daniel, vs. Navy (Sep 19, 2020)
		BROOKS, Jack, at South Alabama (Sep 12, 2020)
Long Punt Return	34	JONES, Marcus at Houston (Oct 8, 2020)
Long Kickoff Return	97	STEVENSON, Marquez at Houston (Oct 8, 2020)
Tackles	15	COLLINS, Zaven at Tulsa (Nov 19, 2020)
		MAPLES, Hayes at Southern Miss (Sep 26, 2020)
Sacks	2.0	HALL, Lawson, vs. Nevada (Dec 22, 2020)
		PRICE, Trevor, vs. Nevada (Dec 22, 2020)
		NICHOLS, Tristan, vs. Nevada (Dec 22, 2020)
		TURNIER, Kenny at UCF (Oct 24, 2020)
		CHARLTON, Randy at UCF (Oct 24, 2020)
		ROBINSON, Delano vs. SMU (Oct 16, 2020)
		TURNER, Payton at Houston (Oct 8, 2020)
Tackles For Loss	4.5	TURNER, Payton at Houston (Oct 8, 2020)
Interceptions	1	JOHNSON, Quindell, vs. Memphis (Dec 05, 2020)
		MUHAMMAD, EJ, vs. Nevada (Dec 22, 2020)
		TOURAY, Lamin, vs. Nevada (Dec 22, 2020)
		SWINT, Christian, vs. Nevada (Dec 22, 2020)
		COLLINS, Zaven at Tulsa (Nov 19, 2020)
		McMILLAN, Ja'Quan at East Carolina (Nov 07, 2020)
		BRASWELL, Christian vs. Temple (Oct 31, 2020)
		GAINOUS, Derek at UCF (Oct 24, 2020)
		CROSSLEY, Brandon vs. SMU (Oct 16, 2020)
		KINLEY, Cameron, vs. Navy (Sep 19, 2020)

OPPONENT TEAM GAME HIGHS

Rushes	59	at UCF (Oct 24, 2020)
Yards Rushing	270	vs. Army (Nov 14, 2020)
Yards Per Rush	4.8	vs. Nevada (Dec 22, 2020)
TD Rushes	4	at Houston (Oct 8, 2020)
Pass attempts	48	at Tulsa (Nov 19, 2020)
Pass completions	27	at Tulsa (Nov 19, 2020)
		at East Carolina (Nov 07, 2020)
Yards Passing	439	vs. SMU (Oct 16, 2020)
Yards Per Pass	12.2	vs. Navy (Sep 19, 2020)
TD Passes	5	vs. Nevada (Dec 22, 2020)
		at UCF (Oct 24, 2020)
Total Plays	99	at UCF (Oct 24, 2020)
Total Offense	689	at UCF (Oct 24, 2020)
Yards Per Play	7.2	vs. SMU (Oct 16, 2020)
Points	51	at UCF (Oct 24, 2020)
Sacks By	8	vs. Nevada (Dec 22, 2020)
First Downs	36	at UCF (Oct 24, 2020)
Penalties	10	vs. Nevada (Dec 22, 2020)
		at Tulsa (Nov 19, 2020)
		vs. SMU (Oct 16, 2020)
		at Houston (Oct 8, 2020)
Penalty Yards	100	vs. Nevada (Dec 22, 2020)
Turnovers	5	at Houston (Oct 8, 2020)
Interceptions By	3	vs. Nevada (Dec 22, 2020)
Punts	8	at Southern Miss (Sep 26, 2020)
Punting Avg	56.0	at UCF (Oct 24, 2020)
Long Punt	63	vs. Navy (Sep 19, 2020)
Punts inside 20	2	vs. Army (Nov 14, 2020)
		at Houston (Oct 8, 2020)
		vs. Navy (Sep 19, 2020)
		at South Alabama (Sep 12, 2020)
Long Punt Return	34	at Houston (Oct 8, 2020)



2020 PASSING STATS

#7B PRATT, M.	Comp	Att	Int	Pct	Yards	TD	Long	Sack	Yds	Effic
Southern Miss	9	19	0	47.4	142	2	42	0	0	144.88
Houston	11	25	0	44.0	141	1	40	6	44	104.58
SMU	12	29	1	41.4	192	1	42	4	23	101.48
UCF	14	24	1	58.3	215	3	28	5	25	166.50
TEMPLE	12	21	1	57.1	205	2	52	2	14	161.05
East Carolina	22	34	1	64.7	216	3	35	2	8	141.31
ARMY	19	27	0	70.4	197	2	26	1	3	156.10
Tulsa	8	17	1	47.1	76	2	27	2	7	111.67
Memphis	21	33	0	63.6	254	2	42	3	26	148.29
Nevada	12	25	3	48.0	168	2	41	8	56	106.85
TOTALS	140	254	8	55.1	1806	20	52	33	206	134.53

#9 HOWARD, K.	Comp	Att	Int	Pct	Yards	TD	Long	Sack	Yds	Effic
South Alabama	14	30	0	46.7	191	0	32	1	11	100.15
NAVY	10	25	1	40.0	108	0	29	1	12	68.29
Southern Miss	0	2	0	0.0	0	0	0	0	0	0.00
TEMPLE	1	1	0	100.0	15	1	15	0	0	556.00
TOTALS	25	58	1	43.1	314	1	32	2	23	90.82

#11 JONES, A.	Comp	Att	Int	Pct	Yards	TD	Long	Sack	Yds	Effic
Temple	0	1	1	0.0	0	0	0	0	0	-200.00
TOTALS	0	1	1	0.0	0	0	0	0	0	-200.00

2020 RUSHING GAME-BY-GAME

RUSHING	No-Yds/TD	USA	NAVY	USM	HOU	SMU	UCF	TEMPLE	ECU	ARMY	TLS	MEM	NEV
HUDERSON, S.	128-773/4	4-15/0	3-14/0	11-117/1	7-31/0	19-132/1	14-88/1	3-35/0	15-89/0	7-27/0	25-106/1	10-67/0	10-52/0
CARROLL, C.	122-741/12	10-26/2	11-62/2	15-163/3	18-34/0	6-12/0	11-44/0	13-63/1	6-129/2	7-9/0	6-41/0	9-38/1	10-120/1
JONES, AM.	67-389/2	4-29/1	6-41/0	8-36/0	7-14/0	5-12/0	DNP	12-92/0	6-30/0	5-60/1	10-57/0	4-18/0	DNP
SPEARS, T.	37-274/2	11-105/0	18-119/0	8-50/2	DNP	DNP	DNP	DNP	DNP	DNP	DNP	DNP	DNP
PRATT, M.	115-229/8	DNP	DNP	7-40/1	13--9/1	16-26/2	12--5/0	12-56/1	5-31/0	5-19/0	10-22/0	17-24/2	18-25/1
HOWARD, K.	15-73/1	8-31/1	5-26/0	-	DNP	DNP	-	2-16/0	DNP	-	DNP	DNP	DNP
BOOKER, Y.	9-41/0	-	-	5-21/0	-	DNP	DNP	4-20/0	DNP	DNP	DNP	DNP	DNP
JACKSON, JH.	2-31/1	-	-	-	-	-	-	-	-	1-14/1	-	1-17/0	-
IBIETA, J.	3-29/0	DNP	DNP	-	DNP	DNP	DNP	DNP	DNP	3-29/0	DNP	DNP	DNP
WATTS, P.	5-19/1	-	1-3/1	-	-	2-13/0	-	-	-	-	-	2-3/0	-
AMMONS, L.	1-7/0	DNP	DNP	DNP	DNP	DNP	DNP	DNP	DNP	1-7/0	DNP	-	DNP
COLTRIN, J.	2-7/0	DNP	DNP	DNP	DNP	DNP	DNP	DNP	DNP	2-7/0	DNP	DNP	DNP
WATTS, D.	1-2/0	-	-	-	-	-	-	1-2/0	-	-	-	-	-
TEAM	9--10/0	3--3/0	DNP	-	DNP	DNP	1--2/0	DNP	2--2/0	1--1/0	DNP	2--2/0	DNP

2020 RECEIVING GAME-BY-GAME

RECEIVING	No-Yds/TD	USA	NAVY	USM	HOU	SMU	UCF	TEMPLE	ECU	ARMY	TLS	MEM	NEV
WATTS, D.	31-512/6	-	-	1-38/0	2-50/0	3-56/0	3-48/1	5-114/2	5-57/2	6-85/0	1-18/0	4-46/1	-
JACKSON, J.	31-425/8	3-44/0	1-6/0	1-42/1	1-8/1	-	4-59/2	3-45/0	7-57/0	5-37/1	1-1/0	3-57/1	2-69/2
WATTS, P.	17-217/0	2-15/0	2-22/0	1-11/0	1-13/0	3-51/0	2-30/0	1-6/0	-	1-13/0	-	3-55/0	1-1/0
JAMES, T.	18-202/3	1-23/0	2-38/0	-	1-8/0	2-19/0	1-4/0	-	2-18/1	2-12/1	2-19/1	3-30/0	2-31/0
JONES, MY.	11-154/1	1-21/0	-	-	-	2-38/1	-	2-31/0	4-48/0	1-8/0	-	1-8/0	DNP
TOLES, J.	9-107/1	-	-	-	-	-	1-12/0	1-15/1	1-10/0	-	-	1-18/0	5-52/0
JONES, AM.	14-101/0	2-7/0	1-16/0	3-11/0	2-19/0	2-28/0	DNP	-	-	1-6/0	-	3-14/0	DNP
HUDERSON, S.	7-87/0	-	-	1-8/0	2-20/0	-	2-44/0	-	1-10/0	-	-	1-5/0	-
WALLACE, W.	6-69/1	DNP	DNP	-	DNP	-	-	1-9/0	1-11/0	-	2-34/1	DNP	2-15/0
DANIELS, C.	5-57/0	1-33/0	1-2/0	-	1-9/0	-	-	-	-	2-13/0	-	-	-
BROWN, S.	4-57/0	1-14/0	1-17/0	DNP	DNP	-	1-18/0	DNP	DNP	DNP	DNP	1-8/0	-
ROBERTSON, J.	5-56/0	1-4/0	1-10/0	-	1-14/0	-	DNP	DNP	1-5/0	1-23/0	-	DNP	DNP
CARROLL, C.	4-49/1	-	-	1-32/1	-	-	-	-	-	-	2-4/0	1-13/0	-
SPEARS, T.	2-30/0	2-30/0	-	-	DNP	DNP	DNP	DNP	DNP	DNP	DNP	DNP	DNP
BOOKER, Y.	1--3/0	-	1--3/0	-	-	DNP	DNP	-	DNP	DNP	DNP	DNP	DNP



2020 TACKLES GAME-BY-GAME

TOTAL TACKLES	UA-A	TOT	USA	NAVY	USM	HOU	SMU	UCF	TEMPLE	ECU	ARMY	TLS	MEM	NEV
WILLIAMS, DO.	65-33	98	5-2	2-1	3-7	7-5	3-1	11-1	3-3	2-1	5-2	6-5	8-1	10-4
ANDERSON, N.	56-32	88	3-5	4-0	2-6	2-1	3-1	5-2	11-3	2-6	6-0	7-4	6-0	5-4
MOODY, M.	40-32	72	3-1	12-8	3-6	2-5	5-0	3-4	DNP	DNP	5-2	2-4	2-1	3-1
KUERSCHEN, C.	54-15	69	5-1	6-1	1-1	8-4	4-0	7-4	4-0	3-3	7-0	DNP	4-1	5-0
BROOKS, L.	46-12	58	3-1	6-1	2-0	5-0	10-1	2-3	2-0	2-1	4-0	7-2	1-1	2-2
SAMPLE, C.	28-24	52	5-2	3-4	1-2	1-4	2-2	4-3	3-0	0-3	4-1	1-3	4-0	DNP
HENRY, K.	31-17	48	1-1	3-4	3-3	4-1	7-0	5-3	2-2	3-2	1-0	DNP	-	2-1
CLARK, M.	30-13	43	0-1	2-0	3-2	3-1	5-0	1-2	2-0	2-2	4-2	1-1	4-1	3-1
JOHNSON, PA.	28-11	39	3-0	-	2-2	1-0	3-2	2-3	4-0	5-1	4-2	1-1	3-0	DNP
MONROE, J.	27-6	33	3-0	-	2-0	-	4-1	3-0	-	4-1	2-3	3-0	3-1	3-0
JOHNSON, J.	16-17	33	0-1	1-3	1-2	2-2	2-2	-	2-2	0-2	2-0	1-1	1-0	4-2
LANGHAM, W.	23-5	28	3-0	-	-	1-0	5-1	2-2	2-0	3-0	1-2	3-0	3-0	-
DYSON, C.	20-6	26	DNP	DNP	-	1-1	0-1	3-2	2-0	3-0	1-0	6-1	2-0	2-1
WILLIAMS, DE.	13-11	24	0-1	3-2	0-1	1-3	1-1	0-1	-	2-0	6-0	0-2	-	DNP
HICKS, E.	10-10	20	-	0-1	0-3	0-1	-	-	2-1	2-0	1-1	2-3	1-0	2-0
FRILOUX, A.	11-8	19	DNP	DNP	1-0	0-1	-	4-2	3-1	0-3	1-1	1-0	1-0	-
KERR, A.	11-7	18	1-3	2-0	0-1	-	2-2	1-1	-	-	-	2-0	1-0	2-0
HODGES, D.	6-7	13	DNP	DNP	2-0	0-1	1-2	1-2	1-0	0-1	DNP	-	-	1-1
SEIDEN, N.	8-5	13	-	0-1	1-0	-	1-1	-	1-1	-	1-0	3-1	1-0	0-1
HATCHER, C.	6-4	10	0-1	1-0	1-0	1-1	-	3-2	DNP	DNP	DNP	DNP	DNP	-
TOLES, J.	6-1	7	-	-	1-0	2-0	-	0-1	-	-	-	-	1-0	2-0
HALL, K.	6-1	7	-	-	-	1-0	1-0	1-0	-	2-1	DNP	1-0	DNP	DNP
MEYERS, K.	4-2	6	3-2	1-0	-	-	DNP	-	-	DNP	DNP	DNP	DNP	DNP
ANDERSON, A.	2-2	4	DNP	DNP	DNP	DNP	DNP	DNP	DNP	-	DNP	-	-	2-2
THOMAS, AL.	0-4	4	-	DNP	0-1	0-3	DNP	DNP	DNP	DNP	DNP	-	DNP	-
MACHADO, J.	2-1	3	DNP	DNP	1-1	-	DNP	-	1-0	DNP	DNP	-	-	DNP
DANIELS, C.	2-1	3	-	-	-	-	-	-	1-0	-	-	0-1	-	1-0
JACKSON, JH.	2-0	2	-	-	-	-	-	-	-	-	-	-	-	2-0
HUDAK, E.	1-1	2	-	1-0	-	-	-	-	-	-	-	0-1	-	-
BRUCHHAUS, S.	1-1	2	DNP	1-0	-	-	-	-	0-1	DNP	-	-	DNP	DNP
JONES, K.	1-1	2	-	DNP	-	-	-	DNP	-	0-1	-	-	1-0	-
JAMES, T.	1-0	1	-	-	-	-	-	-	-	-	-	-	1-0	-
BROWN, S.	1-0	1	-	1-0	DNP	DNP	-	-	DNP	DNP	DNP	DNP	-	-
WILLIAMS, LE.	1-0	1	DNP	1-0	DNP	DNP	DNP	DNP	-	DNP	DNP	DNP	DNP	DNP
MESTAYER, J.	1-0	1	DNP	-	1-0	DNP	DNP	DNP	-	-	DNP	-	DNP	DNP
THOMAS, C.	1-0	1	DNP	-	DNP	DNP	1-0	-	-	DNP	DNP	DNP	-	DNP
LAISTER, S.	1-0	1	-	DNP	DNP	DNP	1-0	DNP	DNP	DNP	DNP	DNP	DNP	DNP
BOOKER, Y.	1-0	1	-	-	-	1-0	DNP	DNP	-	DNP	DNP	DNP	DNP	DNP
HARRISON, K.	1-0	1	DNP	DNP	DNP	DNP	DNP	DNP	-	-	-	-	DNP	1-0
BROWN, BR.	1-0	1	DNP	DNP	DNP	DNP	DNP	DNP	1-0	DNP	DNP	DNP	DNP	DNP

2020 SACKS GAME-BY-GAME

SACKS	UA-A	TOT	USA	NAVY	USM	HOU	SMU	UCF	TEMPLE	ECU	ARMY	TLS	MEM	NEV
JOHNSON, PA.	10-0	10.0	2.0-21	-	2.0-11	1.0-2	1.0-8	-	-	3.0-21	1.0-4	-	-	DNP
SAMPLE, C.	6-0	6.0	2.0-17	-	1.0-8	-	-	1.0-14	-	-	-	-	2.0-15	DNP
WILLIAMS, DO.	4-1	4.5	-	1.0-1	-	1.0-1	-	-	0.5-2	1.0-10	-	1.0-7	-	-
CLARK, M.	4-0	4.0	-	-	-	1.0-2	-	-	-	1.0-1	-	-	1.0-6	1.0-8
ANDERSON, N.	3-1	3.5	1.0-7	-	-	-	-	1.0-4	1.0-2	-	-	0.5-6	-	-
JOHNSON, J.	3-1	3.5	-	-	1.0-7	-	1.0-6	-	1.0-4	-	-	0.5-1	-	-
FRILOUX, A.	2-1	2.5	DNP	DNP	1.0-8	-	-	-	0.5-1	-	-	-	1.0-6	-
HENRY, K.	1-0	1.0	-	-	-	1.0-12	-	-	-	-	-	DNP	-	-
SEIDEN, N.	1-0	1.0	-	-	-	-	-	-	-	-	-	1.0-7	-	-
HALL, K.	1-0	1.0	-	-	-	-	1.0-10	-	-	-	DNP	-	DNP	DNP
HODGES, D.	1-0	1.0	DNP	DNP	-	-	-	-	1.0-4	-	DNP	-	-	-
HATCHER, C.	1-0	1.0	-	-	-	-	-	1.0-9	DNP	DNP	DNP	DNP	DNP	-
HICKS, E.	0-1	0.5	-	-	-	-	-	-	-	-	-	0.5-0	-	-
MOODY, M.	0-1	0.5	-	-	-	-	-	-	DNP	DNP	-	0.5-6	-	-

2020 TACKLES FOR LOSS GAME-BY-GAME

TACKLES FOR LOSS	UA-A	TOT	USA	NAVY	USM	HOU	SMU	UCF	TEMPLE	ECU	ARMY	TLS	MEM	NEV
WILLIAMS, DO.	14-5	16.5	1.0-3	1.0-1	1.0-7	3.0-4	2.0-2	-	1.5-3	1.5-11	1.5-3	2.0-8	-	2.0-4
JOHNSON, PA.	13-3	14.5	2.0-21	-	2.5-12	1.0-2	2.0-9	-	1.0-5	3.0-21	2.0-7	-	1.0-5	DNP
ANDERSON, N.	8-5	10.5	1.5-9	1.0-1	1.0-1	-	1.0-1	1.0-4	2.5-7	0.5-2	-	1.0-8	1.0-2	-
SAMPLE, C.	7-3	8.5	3.5-27	-	1.0-8	-	0.5-1	1.5-15	-	-	-	-	2.0-15	DNP
HENRY, K.	6-2	7.0	0.5-1	-	1.0-2	1.0-12	2.0-5	-	0.5-1	1.0-1	-	DNP	-	1.0-2
MOODY, M.	5-3	6.5	1.0-2	3.0-7	-	-	-	-	DNP	DNP	1.5-3	0.5-6	0.5-2	-
CLARK, M.	6-1	6.5	-	1.0-6	-	1.0-2	-	-	-	1.0-1	-	-	1.5-7	2.0-10
JOHNSON, J.	5-2	6.0	-	-	1.0-7	-	1.5-7	-	1.0-4	-	1.0-3	0.5-1	1.0-1	-
WILLIAMS, DE.	3-3	4.5	-	1.0-2	-	1.0-1	1.0-5	-	-	1.0-2	-	0.5-1	-	DNP
HICKS, E.	3-3	4.5	-	-	1.0-3	-	-	-	-	2.0-2	-	0.5-0	1.0-5	-
FRILOUX, A.	3-1	3.5	DNP	DNP	1.0-8	-	-	-	1.5-2	-	-	-	1.0-6	-
MONROE, J.	2-0	2.0	1.0-2	-	-	-	-	-	-	-	-	-	-	1.0-5
DYSON, C.	2-0	2.0	DNP	DNP	-	-	-	-	-	-	-	2.0-4	-	-
HODGES, D.	2-0	2.0	DNP	DNP	1.0-3	-	-	-	1.0-4	-	DNP	-	-	-
HATCHER, C.	1-1	1.5	-	-	-	-	-	1.5-9	DNP	DNP	DNP	DNP	DNP	-
MEYERS, K.	1-1	1.5	1.5-3	-	-	-	DNP	-	-	DNP	DNP	DNP	DNP	DNP
BROOKS, L.	1-0	1.0	-	-	1.0-5	-	-	-	-	-	-	-	-	-
ANDERSON, A.	1-0	1.0	DNP	DNP	DNP	DNP	DNP	DNP	DNP	-	DNP	-	-	1.0-1
HALL, K.	1-0	1.0	-	-	-	-	1.0-10	-	-	-	DNP	-	DNP	DNP
SEIDEN, N.	1-0	1.0	-	-	-	-	-	-	-	-	-	1.0-7	-	-
MACHADO, J.	0-1	0.5	DNP	DNP	0.5-1	-	DNP	-	-	DNP	DNP	-	-	DNP



2020 PUNTING • KICKOFF • FUMBLE • INTERCEPTION RETURNS GAME-BY-GAME

PUNT RETURNS	No-Yds	USA	NAVY	USM	HOU	SMU	UCF	TEMPLE	ECU	ARMY	TLS	MEM	NEV
JACKSON, JH.	16-222	-	-	1-15	-	-	1-54	5-55	3-11	1-7	2-38	2-15	1-27
JONES, AM.	4-31	2-23	1-0	-	-	1-8	DNP	-	-	-	-	-	DNP
KICK RETURNS	No-Yds	USA	NAVY	USM	HOU	SMU	UCF	TEMPLE	ECU	ARMY	TLS	MEM	NEV
JONES, AM.	15-439	2-65	-	3-133	2-57	4-62	DNP	-	1-17	1-14	2-91	-	DNP
JACKSON, JH.	5-110	-	-	-	-	-	3-67	-	-	-	-	2-43	-
HUDERSON, S.	3-45	-	-	-	-	-	-	2-23	-	-	-	-	1-22
TOLES, J.	1-6	-	-	-	-	-	-	-	-	-	-	-	1-6
SEIDEN, N.	1-2	-	-	1-2	-	-	-	-	-	-	-	-	-
INT. RETURNS	No-Yds	USA	NAVY	USM	HOU	SMU	UCF	TEMPLE	ECU	ARMY	TLS	MEM	NEV
BROOKS, L.	3-0	-	-	-	-	-	-	-	-	1-0	1-0	1-0	-
CLARK, M.	2-73	-	-	-	2-73	-	-	-	-	-	-	-	-
LANGHAM, W.	2-14	-	-	-	-	-	-	1-14	-	1-0	-	-	-
HALL, K.	1-52	-	-	1-52	-	-	-	-	-	DNP	-	DNP	DNP
DYSON, C.	1-3	DNP	DNP	-	-	-	-	-	-	-	-	1-3	-
FUMBLE RETURNS	No-Yds	USA	NAVY	USM	HOU	SMU	UCF	TEMPLE	ECU	ARMY	TLS	MEM	NEV
TOLES, J.	1-8	-	-	-	-	-	-	-	-	1-8	-	-	-
JOHNSON, J.	2--1	-	-	-	1-1	-	-	-	1--2	-	-	-	-

TIME OF POSSESSION

Game	Tulane	Opponent	Difference
Sep 12 • South Alabama	26:02	33:58	-7:56
Sep 19 • Navy	27:25	32:35	-5:10
Oct 26 • Navy	29:08	30:52	-1:44
Oct 8 • Houston	28:47	31:13	-2:26
Oct 16 • SMU	28:59	31:01	-2:02
Oct 24 • UCF	25:46	34:14	-8:28
Oct 31 • Temple	31:45	28:15	3:30
Nov 07 • East Carolina	30:59	29:01	1:58
Nov 14 • Army	27:33	32:27	-4:54
Nov 19 • Tulsa	29:20	30:40	-1:20
Dec 05 • Memphis	34:04	25:56	8:08
Dec 22 • Nevada	23:50	36:10	-12:20
Avg/Game	28:38	31:21	-2:43



2020 AMERICAN ATHLETIC CONFERENCE SEASON IN REVIEW

FINAL STANDINGS

TEAM	AAC Games		All Games	
	W-L	PCT.	W-L	PCT.
Cincinnati	6-0	1.000	9-1	.900
Tulsa	6-0	1.000	6-3	.667
Memphis	5-3	.625	6-3	.727
UCF	5-3	.625	6-4	.600
SMU	4-3	.571	7-3	.700
Houston	3-3	.500	3-5	.375
Navy	3-4	.429	3-7	.300
Tulane	3-5	.375	6-6	.500
East Carolina	3-5	.375	3-6	.333
Temple	1-6	.143	1-6	.143
USF	0-7	.000	1-8	.111

OFFENSIVE PLAYER OF THE YEAR

Desmond Ridder, QB, Cincinnati (Jr., Louisville, Ky.)

DEFENSIVE PLAYER OF THE YEAR

Zaven Collins, LB, Tulsa (Jr., Hominy, Okla.)

SPECIAL TEAMS PLAYER OF THE YEAR

Chris Naggar, K, SMU (Sr., Arlington, Texas)

ROOKIE OF THE YEAR

Rahjai Harris, RB, East Carolina (Fr., Duncan, S.C.)
Ulysses Bentley IV, RB, SMU (R-Fr., Houston, Texas)

COACH OF THE YEAR

Luke Fickell, Cincinnati



ALL-CONFERENCE TEAMS

FIRST TEAM

Pos.	Player	School	Cl.	Ht.	Wt.	Hometown
WR	Jaylon Robinson	UCF	So.	5-9	163	Fort Worth, Texas
WR	Marlon Williams	UCF	Sr.	6-0	215	Mobile, Ala.
WR	Calvin Austin III	Memphis	Jr.	5-9	162	Memphis, Tenn.
OT	James Hudson	Cincinnati	Jr.	6-5	310	Toledo, Ohio
O	Tyler Smith	Tulsa	RFr.	6-5	332	Fort Worth, Texas
OG	Cole Schneider (1,2)	UCF	Jr.	6-4	312	Fort Myers, Fla.
OG	Peter Nestowitz	Navy	Sr.	6-3	282	Washington, N.J.
C	Matthew Lee	UCF	RFr.	6-4	29	Oviedo, Fla.
TE	Kylen Granson (2)	SMU	Sr.	6-3	235	Austin, Texas
QB	Desmond Ridder	Cincinnati	Jr.	6-4	215	Louisville, Ky.
RB	Gerrid Doaks	Cincinnati	Sr.	6-0	230	Indianapolis, Ind.
RB	Rahjai Harris	East Carolina	Fr.	5-10	228	Duncan, S.C.
RB	Ulysses Bentley IV	SMU	RFr.	5-10	184	Houston, Texas
DL	Myjai Sanders	Cincinnati	Jr.	6-5	258	Jacksonville, Fla.
DL	O'Bryan Goodson (H)	Memphis	Sr.	6-1	297	Batesville, Miss.
DL	Cameron Sample	Tulane	Sr.	6-3	280	Snellville, Ga.
DL	Jaxon Player	Tulsa	Jr.	6-0	290	Waco, Texas
LB	Jarell White	Cincinnati	Sr.	5-10	205	Cincinnati, Ohio
LB	Grant Stuard (2)	Houston	Sr.	6-1	225	Conroe, Texas
LB	Patrick Johnson (2,2)	Tulane	Sr.	6-3	255	Chattanooga, Tenn.
LB	Zaven Collins *	Tulsa	Jr.	6-4	260	Hominy, Okla.
CB	Ahmad Gardner (1)	Cincinnati	So.	6-2	188	Detroit, Mich.
CB	Coby Bryant	Cincinnati	Sr.	6-1	198	Cleveland, Ohio
S	Richie Grant * (1,1)	UCF	Sr.	6-0	194	Fort Walton Beach, Fla.
S	James Wiggins (2)	Cincinnati	Sr.	6-0	205	Miami, Fla.
K	Chris Naggar	SMU	Sr.	6-1	195	Arlington, Texas
P	Ryan Wright	Tulane	Jr.	6-3	245	San Ramon, Calif.
RS	Marcus Jones	Houston	Jr.	5-8	185	Enterprise, Ala.

* Unanimous Selection

SECOND TEAM

Pos.	Player	School	Cl.	Ht.	Wt.	Hometown
WR	Michael Young Jr.	Cincinnati	Jr.	5-10	190	Saint Rose, La.
W	Tyler Sneed	East Carolina	So.	5-7	169	Raleigh, N.C.
WR	Keylon Stokes	Tulsa	Sr.	6-0	194	Manvel, Texas
OT	Jaylon Thomas (2)	SMU	Jr.	6-3	312	Lubbock, Texas
OT	Chris Paul	Tulsa	Jr.	6-4	331	Houston, Texas
OG	Hayden Howerton	SMU	Sr.	6-3	300	Katy, Texas
OG	Corey Dublin (H)	Tulane	Sr.	6-4	312	New Orleans, La.
C	Sincere Haynesworth	Tulane	So.	6-1	310	Pearland, Texas
TE	Josh Whyte	Cincinnati	So.	6-6	235	Cincinnati, Ohio
QB	Dillon Gabriel	UCF	So.	6-0	186	Mililani, Hawaii
RB	Otis Anderson (H)	UCF	So.	6-0	195	Grapevine, Texas
RB	Stephon Huderson	Tulane	Sr.	5-9	200	Petal, Miss.
DL	Marcus Brown	Cincinnati	Sr.	6-2	297	Naples, Fla.
DL	Elijah Ponder (1)	Cincinnati	Sr.	6-3	275	Atlanta, Ga.
DL	Payton Turner	Houston	Sr.	6-6	270	Houston, Texas
DL	Arnold Ebiketie	Temple	Jr.	6-4	240	Silver Spring, Md.
LB	Darrian Beavers	Cincinnati	Sr.	6-3	242	Cincinnati, Ohio
LB	Diego Fagot (1)	Navy	Jr.	6-3	240	Fort Lauderdale, Fla.
LB	Antonio Grier	USF	Jr.	6-1	222	Atlanta, Ga.
LB	Dorian Williams	Tulane	So.	6-1	220	Fort Mill, S.C.
LB	Justin Wright	Tulsa	So.	6-2	234	Abilene, Texas
CB	Aaron Robinson (2)	UCF	Sr.	6-1	193	Deerfield Beach, Fla.
CB	Ja'Quan McMillian	East Carolina	So.	5-10	161	Winston-Salem, N.C.
S	Quindell Johnson	Memphis	So.	6-1	195	New Orleans, La.
S	Cristian Williams	Tulsa	Sr.	6-0	180	Dallas, Texas
K	Zack Long	Tulsa	Sr.	5-10	172	Pacific, Mo.
P	James Smith (1,1,2)	Cincinnati	Sr.	6-5	235	Wangaratta, Australia
RS	Tre Tucker	Cincinnati	So.	5-9	172	Akron, Ohio
RS	Tyler Sneed	East Carolina	So.	5-7	169	Raleigh, N.C.

ALL-CONFERENCE HONORABLE MENTION

Pos.	Player	School	Cl.	Ht.	Wt.	Hometown/High School
OG	Lokahi Pauole	UCF	So.	6-4	320	Kapolei, Hawaii
S	Darrick Forrest (1)	Cincinnati	Sr.	6-0	200	Columbus, Ohio
OT	Darius Harper	Cincinnati	Sr.	6-7	308	Springfield, Ohio
LB	Xavier Smith	East Carolina	Jr.	6-0	246	Stafford, Va.
OG	Braylon Jones	Houston	Sr.	6-4	315	Tyler, Texas
CB	Damarion Williams	Houston	Sr.	5-11	180	Atlanta, Ga.
TE	Sean Dykes	Memphis	Sr.	6-2	224	Houston, Texas
DL	Morris Joesph	Memphis	Jr.	6-2	275	Orange, Texas
LB	Richard McBryde	SMU	Sr.	6-1	232	Troy, Ala.
WR	Jadan Blue (2)	Temple	Jr.	6-0	185	Randallstown, Md.
OT	Joey Claybrook	Tulane	Jr.	6-6	295	Starkville, Miss.
OG	Dante Bivens	Tulsa	Jr.	6-3	324	Spring, Texas
OG	Dylan Couch	Tulsa	Sr.	6-3	299	Pryor, Okla.
CB	Allie Green IV	Tulsa	Sr.	6-3	206	Austin, Texas
S	Kendarin Ray	Tulsa	So.	6-4	200	Brenham, Texas
C	Gerard Wheeler	Tulsa	Jr.	6-3	331	Plano, Texas

(1), (2), indicates previous selections to first team, second team or honorable mention



Game 1 • Tulane 27, South Alabama 24

Hancock Whitney • Mobile, Ala.
Sept. 12, 2020 • 6,000 Attendance

MOBILE, Ala. - The Tulane football team scored 21 unanswered points in the second half to complete a 27-24 comeback road win over South Alabama in its 2020 season opener.

Redshirt sophomore running back Cameron Carroll scored two rushing touchdowns and redshirt freshman Tyjae Spears ran for 105 yards on 11 carries, as the Green Wave ran for 203 yards as a team.

Making his first career start, redshirt senior quarterback Keon Howard threw for 191 yards and ran for 31 more with one score.

Tulane forced South Alabama to punt on each of its last five possessions in the game and held the Jaguars to just 96 yards of total offense in the second half.

Both teams got off to slow starts offensively, committing turnovers on their first possessions of the evening respectively, as the first quarter elapsed without any scoring plays.

South Alabama (1-1) got on the scoreboard first with a 34-yard touchdown strike just over four minutes into the second quarter, but the Green Wave countered less than 90 seconds later on a six-yard rushing score by Carroll. The Wave were unable to convert their extra point attempt and trailed, 7-6, with 9:27 left in the first half.

The Jaguars scored another touchdown to take a 14-6 advantage into halftime, and that began a streak of 17 unanswered points as they extended their lead to 24-6 on a 49-yard field goal halfway through the third quarter.

Tulane (1-0) flipped the momentum back in its favor the next time the offense took the field, using just two-and-a-half minutes to construct a six-play, 60-yard scoring drive, capped by Carroll's second rushing score of the evening from 12 yards out, with 5:07 remaining in the third.

Box Score (Final) 2020 Tulane Football Tulane vs South Alabama (Sep 12, 2020 at Mobile, Ala.)

Score by Quarters	1	2	3	4	Total
Tulane	0	6	7	14	27
South Alabama	0	14	10	0	24

Qtr Time Scoring play

2nd	10:51	USA - Baker, Kawaan 34 yd pass from Lovertich,Chnce (Guajardo, Diego kick), 9-80 2:46
	09:27	TULANE - Carroll,C. 6 yd run (Glover,M. kick failed), 4-75 1:24
	06:46	USA - Wayne, Jalen 13 yd pass from Lovertich,Chnce (Guajardo, Diego kick), 5-75 2:41
3rd	12:15	USA - Davis, Carlos 2 yd run (Guajardo, Diego kick), 6-75 2:45
	07:38	USA - Guajardo, Diego 49 yd field goal, 7-24 2:54
	05:07	TULANE - Carroll,C. 12 yd run (Glover,M. kick), 6-60 2:31
4th	14:42	TULANE - Howard,K. 1 yd run (Howard,K. rush failed), 5-42 1:48
	03:18	TULANE - Jones,Am. 16 yd run (James,T. pass from), 6-67 1:48

	TULANE	USA
FIRST DOWNS	22	21
RUSHES-YARDS (NET)	40-203	35-65
PASSING YDS (NET)	191	321
Passes Att-Comp-Int	30-14-0	37-22-0
TOTAL OFFENSE PLAYS-YARDS	70-394	72-386
Fumble Returns-Yards	0-0	0-0
Punt Returns-Yards	2-23	1-0
Kickoff Returns-Yards	2-65	0-0
Interception Returns-Yards	0-0	0-0
Punts (Number-Avg)	5-44.8	7-38.0
Fumbles-Lost	3-1	1-1
Penalties-Yards	5-60	8-65
Possession Time	26:02	33:58
Third-Down Conversions	1 of 11	8 of 17
Fourth-Down Conversions	1 of 3	0 of 1
Red-Zone Scores-Chances	4-4	2-3
Sacks By: Number-Yards	5-45	1-11

RUSHING: Tulane-Spears,T. 11-105; Howard,K. 8-31; Jones,Am. 4-29; Carroll,C. 10-26; Huderson,S. 4-15; TEAM 3-minus 3. South Alabama-Davis, Carlos 16-82; Lacy, Caullin 4-18; Phillips, AJ 1-11; Trotter,Desmond 4-4; Wilson, Jared 1-0; Miller,JohnTank 1-0; TEAM 1-minus 7; Lovertich,Chnce 7-minus 43.

PASSING: Tulane-Howard,K. 14-30-0-191. South Alabama-Lovertich,Chnce 18-29-0-247; Trotter,Desmond 4-8-0-74.

RECEIVING: Tulane-Jackson,Jh. 3-44; Spears,T. 2-30; Watts,P. 2-15; Jones,Am. 2-7; Daniels,C. 1-33; James,T. 1-23; Jones,My. 1-21; Brown,S. 1-14; Robertson,J. 1-4. South Alabama-Baker, Kawaan 7-129; Tolbert, Jalen 6-99; Davis, Carlos 4-46; Wayne, Jalen 3-33; Crum, Brandon 1-15; Avery, Terrian 1-minus 1.

INTERCEPTIONS: Tulane-None. South Alabama-None.

FUMBLES: Tulane-Howard,K. 1-1; James,T. 1-0; Daniels,C. 1-0. South Alabama-Trotter,Desmond 1-1.

Tulane (1-0) vs. South Alabama (1-1)
Date: Sep 12, 2020 • Site: Mobile, Ala. • Stadium: Hancock Whitney
Attendance: 6000

Kickoff time: 6:30 pm • End of Game: 10:06 pm • Total elapsed time: 3:36
Officials: Referee: Marshall Lewis; Umpire: Ryan Aulis; Linesman: Seth Bussey;
Line Judge: Terry Algeier; Back Judge: Kevin Mitchell; Field Judge: Clay Brownlee;
Side Judge: Brett Toney; Center Judge: Greg LeFils Jr.;
Temperature: 85 • Wind: none • Weather: partly cloudy

Game 2 • Navy 27, Tulane 24

Yulman Stadium • New Orleans, La.
Sept. 19, 2020 • 0 Attendance

NEW ORLEANS - The Tulane football team suffered its first loss of the 2020 season, as Navy kicked a 33-yard field goal as time expired to complete a 27-24 comeback win in an American Athletic Conference matchup Saturday afternoon at Yulman Stadium.

Tulane (1-1, 0-1 AAC) freshman running back Tyjae Spears rushed 18 times for 119 yards, eclipsing the century mark for the second straight game. Redshirt sophomore running back Cameron Carroll ran for 62 yards and two touchdowns and now has multiple scores in back-to-back games after scoring twice in the win at South Alabama.

Navy (1-1, 1-0 AAC) did all the scoring in the second half of the game with 27 unanswered points despite being held scoreless in the first half.

The Green Wave jumped in front early with a five-play, 66-yard drive on its first possession. Spears broke a 42-yard run down the sideline which set up a three-yard touchdown run by Carroll for his third score of the year.

Tulane's defense was stout for the entire first half, holding Navy to just 59 total yards and two first downs while forcing the Midshipmen into punts on each of their first five possessions.

Following a 14-play drive on the Wave's second possession of the game that resulted in a 22-yard field goal by Merek Glover, Tulane pieced together an 11-play drive that covered 63 yards and ended with a 3-yard rushing touchdown by Phat Watts to extend the lead to 17-0 with 8:12 remaining in the first half.

After Navy's defense got its first stop of the game by way of a three-and-out, Tulane got the ball back again for an effective seven-play drive that ended with three huge gains including a touchdown run. Howard scrambled for 19 yards before connecting with Tyrick James on a 29-yard completion on back-to-back plays. On the very next snap, Carroll broke free for a 24-yard touchdown run to give the Wave a 24-0 advantage that they took into the locker room at halftime.

Box Score (Final) 2020 Tulane Football NAVY vs Tulane (Sep 19, 2020 at New Orleans, LA)

Score by Quarters	1	2	3	4	Total
NAVY	0	0	16	11	27
Tulane	10	14	0	0	24

Qtr Time Scoring play

1st	09:59	TULANE - Carroll,C. 3 yd run (Glover,M. kick), 5-66 1:49
	02:04	TULANE - Glover,M. 22 yd field goal, 14-54 5:55
2nd	11:43	TULANE - Watts,P. 3 yd run (Glover,M. kick), 11-63 3:31
	03:03	TULANE - Carroll,C. 24 yd run (Glover,M. kick), 7-93 3:01
3rd	06:43	NAVY - SMITH, Nelson 1 yd run (NICHOLS, Bijan kick), 3-69 0:53
	02:46	NAVY - SMITH, Nelson 1 yd run (NICHOLS, Bijan kick), 6-61 2:23
	00:32	NAVY - FOCHTMAN, Evan safety
4th	13:22	NAVY - COOPER, Mychal 32 yd pass from MORRIS, Dalen (MATHEWS, Devin pass from MORRIS, Dale 00:00
	00:00	NAVY - NICHOLS, Bijan 33 yd field goal, 10-52 4:41

	NAVY	TULANE
FIRST DOWNS	17	18
RUSHES-YARDS (NET)	56-204	44-265
PASSING YDS (NET)	146	108
Passes Att-Comp-Int	12-7-0	25-10-1
TOTAL OFFENSE PLAYS-YARDS	68-350	69-373
Fumble Returns-Yards	0-0	0-0
Punt Returns-Yards	1-2	1-0
Kickoff Returns-Yards	2-36	0-0
Interception Returns-Yards	1-4	0-0
Punts (Number-Avg)	7-41.1	5-36.4
Fumbles-Lost	0-0	0-0
Penalties-Yards	3-45	5-50
Possession Time	32:35	27:25
Third-Down Conversions	5 of 16	2 of 12
Fourth-Down Conversions	1 of 2	2 of 4
Red-Zone Scores-Chances	3-3	3-4
Sacks By: Number-Yards	1-12	1-1

RUSHING: NAVY-CAROTHERS, J 25-127; MORRIS, Dalen 13-23; SMITH, Nelson 6-22; WARREN, Chance 3-16; ARLINE, Xavier 7-13; FELS, Myles 1-3; WILLIAMS, CJ 1-0. Tulane-Spears,T. 18-119; Carroll,C. 11-62; Jones,Am. 6-41; Howard,K. 5-26; Huderson,S. 3-14; Watts,P. 1-3.

PASSING: NAVY-MORRIS, Dalen 6-11-0-139; FELS, Myles 1-1-0-7; ARLINE, Xavier 0-0-0-0. Tulane-Howard,K. 10-25-1-108.

RECEIVING: NAVY-COOPER, Mychal 3-71; WALKER, Mark 2-58; WARREN, Chance 1-10; MORRIS, Dalen 1-7. Tulane-James,T. 2-38; Watts,P. 2-22; Brown,S. 1-17; Jones,Am. 1-16; Robertson,J. 1-10; Jackson,Jh. 1-6; Daniels,C. 1-2; Booker,Y. 1-minus 3.

INTERCEPTIONS: NAVY-KINLEY, Cameron 1-4. Tulane-None.

FUMBLES: NAVY-None. Tulane-None.

NAVY (1-1,1-0) vs. Tulane (1-1,0-1)
Date: Sep 19, 2020 • Site: New Orleans, LA • Stadium: Yulman Stadium
Attendance:

Kickoff time: 11:07 am • End of Game: 2:27 pm • Total elapsed time: 3:20
Officials: Referee: Hank Johns; Umpire: Bill Lamkin; Linesman: Todd Riddick;
Line Judge: Stephen Ray; Back Judge: Peter Buchanan; Field Judge: Glenn Crowther;
Side Judge: Eric Hartman; Center Judge: Steve Anderson;
Temperature: 72 • Wind: NE 16 • Weather: Rain

Game 3 • Tulane 66, Southern Miss 24

The Rock • Hattiesburg, Miss.
Sept. 26, 2020 • 0 Attendance

HATTIESBURG, Miss. — The Tulane football team displayed impressive resilience and compiled 572 total yards en route to its second road win of the season, 66-24, at Southern Miss on Saturday afternoon at The Rock.

The Green Wave’s rushing attack was unstoppable for most of the day, as they racked up 430 yards and seven touchdowns on eight yards per carry as a team. Redshirt sophomore running back Cameron Carroll led the way with four touchdowns on the day, including 163 yards and three scores on 15 carries to go with a 16-yard receiving touchdown. Senior Stephon Huderson also eclipsed the century mark with 120 yards and one score on 11 carries, while redshirt freshman Tyjae Spears tallied 50 yards and two touchdowns on eight totes.

Making his collegiate debut, freshman quarterback Michael Pratt tallied three touchdowns after taking over under center late in the first quarter. He passed for 142 yards and two scores while adding one more on the ground.

Southern Miss (0-3) seized the early momentum by racing out to a 14-0 lead less than five minutes after the opening kickoff and recovered a fumble on the ensuing kickoff to pin Tulane’s (2-1) back against the wall early in the first quarter.

The Green Wave tied the game at 14-all just one minute into the second quarter on Spears’ second score of the game from 15 yards out, but the Golden Eagles reclaimed the lead just over one minute later on a 61-yard touchdown pass.

Trailing 21-14, Tulane took control of the game every step of the way from that moment by outscoring Southern Miss, 52-3, until the final whistle.

The Wave got 17 more points before halftime on Carroll’s receiving touchdown tied the game and Merek Glover’s 41-yard field goal gave the Olive and Blue its first lead that they would not surrender for the remainder of the game. Carroll extended that advantage on a 30-yard running score 41 seconds before the end of the first half.

Box Score (Final)
2020 Tulane Football
Tulane vs Southern Miss (Sep 26, 2020 at Hattiesburg, Miss.)

Score by Quarters	1	2	3	4	Total
Tulane	7	24	21	14	66
Southern Miss	14	7	3	0	24

Qtr	Time	Scoring play
1st	11:26	USM - PERKINS, Kevin 2 yd run (BOURGEOIS, B. kick), 9-75 3:34
	10:31	USM - BROWNLEE, Jason 88 yd pass from ABRAHAM, Jack (BOURGEOIS, B. kick), 1-88 0:14
	06:58	TULANE - Spears,T. 2 yd run (Glover,M. kick), 3-8 0:41
2nd	14:01	TULANE - Spears,T. 15 yd run (Glover,M. kick), 12-77 5:46
	12:57	USM - DRIVER, N. 61 yd pass from ABRAHAM, Jack (BOURGEOIS, B. kick), 3-75 1:04
	06:14	TULANE - Carroll,C. 32 yd pass from Pratt,M. (Glover,M. kick), 3-35 1:00
	01:41	TULANE - Glover,M. 41 yd field goal, 10-36 3:35
	00:41	TULANE - Carroll,C. 30 yd run (Glover,M. kick), 3-52 0:25
3rd	14:36	TULANE - Carroll,C. 52 yd run (Glover,M. kick), 2-65 0:19
	10:18	USM - BOURGEOIS, B. 49 yd field goal, 10-52 4:13
	04:49	TULANE - Jackson,Jh. 42 yd pass from Pratt,M. (Glover,M. kick), 5-75 1:15
	01:57	TULANE - Huderson,S. 47 yd run (Glover,M. kick), 2-47 0:15
4th	08:03	TULANE - Pratt,M. 1 yd run (Glover,M. kick), 13-59 6:50
	03:03	TULANE - Carroll,C. 19 yd run (Glover,M. kick), 6-40 3:02

	TULANE	USM
FIRST DOWNS	27	19
RUSHES-YARDS (NET)	54-427	34-70
PASSING YDS (NET)	142	299
Passes Att-Comp-Int	21-9-0	38-23-1
TOTAL OFFENSE PLAYS-YARDS	75-569	72-369
Fumble Returns-Yards	0-0	0-0
Punt Returns-Yards	1-15	1-0
Kickoff Returns-Yards	4-135	4-58
Interception Returns-Yards	1-52	0-0
Punts (Number-Avg)	3-48.3	8-37.6
Fumbles-Lost	2-1	1-1
Penalties-Yards	7-47	2-13
Possession Time	29:08	30:52
Third-Down Conversions	7 of 14	6 of 17
Fourth-Down Conversions	2 of 2	1 of 1
Red-Zone Scores-Chances	4-4	1-1
Sacks By: Number-Yards	5-34	0-0

RUSHING: Tulane-Carroll,C. 15-163; Huderson,S. 11-117; Spears,T. 8-50; Pratt,M. 7-40; Jones,Am. 8-36; Booker,Y. 5-21. Southern Miss-BAKER, Dee 6-44; RAGSDALE, D. 6-18; PERKINS, Kevin 8-17; JONES, Demarcus 1-11; GORE, Frank 5-7; ABRAHAM, Jack 8-minus 27.

PASSING: Tulane-Pratt,M. 9-19-0-142; Howard,K. 0-2-0-0. Southern Miss-ABRAHAM, Jack 23-38-1-299.

RECEIVING: Tulane-Jones,Am. 3-11; Watts,D. 2-38; Jackson,Jh. 1-42; Carroll,C. 1-32; Watts,P. 1-11; Huderson,S. 1-8. Southern Miss-JONES, Demarcus 11-77; BROWNLEE, Jason 3-110; ROBINSON, A. 3-30; DRIVER, N. 2-62; CAVALLLO, Cole 1-12; BAKER, Dee 1-5; GORE, Frank 1-2; PERKINS, Kevin 1-1.

INTERCEPTIONS: Tulane-Hall,K. 1-52. Southern Miss-None.

FUMBLES: Tulane-Jones,Am. 2-1. Southern Miss-BROOKS, Natrone 1-1.

Tulane (2-1,0-1) vs. Southern Miss (0-3,0-1)
Date: Sep 26, 2020 • Site: Hattiesburg, Miss. • Stadium: The Rock
Attendance:

Kickoff time: 1:36 pm • End of Game: 5:14pm • Total elapsed time: 3:44
Officials: Referee: Joe Lehring; Umpire: Chad Craig; Linesman: Derrick Ralsler;
Line judge: Jordan Whitting; Back judge: Michael Bailey; Field judge: Clarence Cotten;
Side judge: Jonathan Bulloc; Center judge: Tobian Johnson;
Temperature: 74 • Wind: • Weather: Partly sunny

Game 4 • Houston 49, Tulane 31

TDECU Stadium • Houston, Texas
Oct. 08, 2020 • 8,164 Attendance

HOUSTON — The Tulane football team suffered its first road loss of the season, 49-31, at Houston in American Athletic Conference action Thursday evening at TDECU Stadium.

Making his first career start, freshman quarterback Michael Pratt accounted for two touchdowns and threw for 141 yards, but Houston (1-0, 1-0 AAC) racked up 476 total yards in the game and held the Green Wave to just 211.

Tulane (2-2, 0-2 AAC) forced five turnovers on the night by way of two interceptions by junior safety Macon Clark and three fumble recoveries. The defensive unit also racked up seven tackles for loss and three sacks.

The Green Wave defense seized early momentum from the Cougars by producing two touchdowns in the first six minutes of the game. Clark returned an interception 64 yards to the end zone on Houston's first possession to draw first blood despite the Cougars responding with a touchdown drive on their subsequent possession.

However, Tulane created another turnover less than two minutes after Houston's score when graduate line-backer Kevin Henry forced a fumble on a strip of Houston quarterback Clayton Tune deep in his own territory. Junior nose tackle Jeffery Johnson scooped the ball off the ground and carried it into the end zone to give the Green Wave a 14-7 advantage.

The Wave created their third turnover of the first quarter and continued the scoring run with a field goal, followed by a one-yard rushing score by Pratt, to give Tulane a 24-7 lead just over one minute into the second quarter.

Box Score (Final)
2020 Tulane Football
Tulane vs Houston (Oct 8, 2020 at Houston, Texas)

Score by Quarters	1	2	3	4	Total
Tulane	17	7	7	0	31
Houston	7	14	21	7	49

Qtr	Time	Scoring play
1st	13:42	TULANE - Clark,M. 64 yd interception return (Glover,M. kick)
	11:07	HOU - CAR, Mulbah 5 yd run (WITHERSPOON, Da kick), 6-75 2:35
	09:23	TULANE - Johnson,J. 1 yd fumble recovery (Glover,M. kick)
	03:50	TULANE - Glover,M. 39 yd field goal, 10-36 4:43
2nd	13:50	TULANE - Pratt,M. 1 yd run (Glover,M. kick), 9-50 4:26
	09:47	HOU - TUNE, Clayton 1 yd run (WITHERSPOON, Da kick), 10-75 4:03
	03:53	HOU - STREET, Ke'Andr 23 yd pass from TUNE, Clayton (WITHERSPOON, Da kick), 11-68 3:48
3rd	07:53	HOU - CAR, Mulbah 3 yd run (WITHERSPOON, Da kick), 10-57 5:09
	05:53	TULANE - Jackson,Jh. 8 yd pass from Pratt,M. (Glover,M. kick), 6-75 2:00
	05:36	HOU - STEVENSON, Marq 97 yd kickoff return (WITHERSPOON, Da kick)
	00:46	HOU - PORTER, Kyle 1 yd run (WITHERSPOON, Da kick), 8-60 3:21
4th	14:03	HOU - STEVENSON, Marq 41 yd pass from TUNE, Clayton (WITHERSPOON, Da kick), 2-43 0:38

	TULANE	HOU
FIRST DOWNS	16	22
RUSHES-YARDS (NET)	45-70	43-157
PASSING YDS (NET)	141	319
Passes Att-Comp-Int	25-11-0	33-20-2
TOTAL OFFENSE PLAYS-YARDS	70-211	76-476
Fumble Returns-Yards	1-1	0-0
Punt Returns-Yards	0-0	7-108
Kickoff Returns-Yards	2-57	1-97
Interception Returns-Yards	2-73	0-0
Punts (Number-Avg)	8-51.2	3-41.7
Fumbles-Lost	1-0	3-3
Penalties-Yards	8-66	10-84
Possession Time	28:47	31:13
Third-Down Conversions	4 of 16	6 of 13
Fourth-Down Conversions	0 of 3	2 of 3
Red-Zone Scores-Chances	3-3	4-4
Sacks By: Number-Yards	4-17	6-44

RUSHING: Tulane-Carroll,C. 18-34; Huderson,S. 7-31; Jones,Am. 7-14; Pratt,M. 13-minus 9. Houston-PORTER, Kyle 11-57; WALKER, Kelan 6-32; CAR, Mulbah 7-30; TUNE, Clayton 12-15; STEVENSON, Marq 1-8; FULLBRIGHT III 1-7; BROWN, Terrell 3-5; SMITH, Chandler 2-3.

PASSING: Tulane-Pratt,M. 11-25-0-141. Houston-TUNE, Clayton 20-33-2-319.

RECEIVING: Tulane-Watts,D. 2-50; Huderson,S. 2-20; Jones,Am. 2-19; Robertson,J. 1-14; Watts,P. 1-13; Daniels,C. 1-9; James,T. 1-8; Jackson,Jh. 1-8. Houston-STEVENSON, Marq 5-118; CORBIN, Keith 4-46; BRADLEY, Tre'Vo 2-45; SINGLETON, Jere 2-23; CAR, Mulbah 2-21; DELL, Nathaniel 1-26; STREET, Ke'Andr 1-23; SMITH, Chandler 1-8; SMITH, Bryson 1-6; TRAHAN, Christi 1-3.

INTERCEPTIONS: Tulane-Clark,M. 2-73. Houston-None.

FUMBLES: Tulane-Carroll,C. 1-0. Houston-STEVENSON, Marq 1-1; TUNE, Clayton 1-1; JONES, Marcus 1-1.

Tulane (2-2,0-2) vs. Houston (1-0,1-0)
Date: Oct 8, 2020 • Site: Houston, Texas • Stadium: TDECU Stadium
Attendance: 8164

Kickoff time: 6:30 pm • End of Game: 10:22 pm • Total elapsed time: 3:58
Officials: Referee: Edwin Lee; Umpire: Hilbert Byers; Linesman: Jeff Pruitt;
Line judge: Colin Gaynor; Back judge: Chris Bikowski; Field judge: Sean McKinnie;
Side judge: Matt Waldron; Center judge: Mark Mobra;
Temperature: 78 deg. • Wind: NE 10mph • Weather: Cloudy, humid



Game 5 • No. 17/18 SMU 37, Tulane 34

Yulman Stadium • New Orleans, La.
Oct. 16, 2020 • 0 Attendance

NEW ORLEANS — The Tulane football team fell just short, 37-34, in a back-and-forth affair to 17th-ranked SMU in American Athletic Conference action Friday evening at Yulman Stadium.

Freshman quarterback Michael Pratt threw for 192 yards and one touchdown while rushing for two more scores. Senior running back Stephon Huderson rushed 19 times for a game-high 132 yards.

Tulane (2-3, 0-3 AAC) was first to light up the scoreboard with a scoring play when Pratt connected with graduate wide receiver Mykel Jones for a 31-yard touchdown strike with just under four minutes into the action.

SMU (5-0, 2-0 AAC) responded quickly on its next possession by going 91 yards on just five plays, capped by a 32-yard rushing touchdown to tie the game, 7-7.

The Mustangs took their first lead of the night on a 48-yard field goal with 5:32 left in the first quarter, but the Green Wave pulled back in front, 14-10, just over midway through the second quarter when Pratt ran it in from one yard out to finish off an 11-play, 72-yard drive.

SMU used nearly the next four minutes to construct a nine-play scoring drive that ended with a 10-yard passing touchdown to reclaim the lead, 17-14. The Wave used the next two minutes of game clock to hurry down the field on 10 plays to set up a 34-yard field goal by Merek Glover, tying the game at 17-all in the final minute before halftime.

Tulane jumped back in front on its first possession of the second half when Huderson raced for a 22-yard rushing touchdown. SMU provided an answer with a quick scoring drive just over one minute later after a 55-yard pass completion set up an eventual two-yard rushing score to draw the score even once again at 24-all.

Box Score (Final)
2020 Tulane Football
#17 SMU vs Tulane (Oct 16, 2020 at New Orleans, La.)

Score by Quarters	1	2	3	4	OT	Total
SMU	10	7	10	7	3	37
Tulane	7	10	7	10	0	34

Qtr	Time	Scoring play
1st	11:32	TULANE - Jones, My. 31 yd pass from Pratt, M. (Glover, M. kick), 4-45 1:35
	09:59	SMU - GRAY, Danny 32 yd run (NAGGAR, Chris kick), 5-91 1:29
	05:32	SMU - NAGGAR, Chris 48 yd field goal, 7-43 2:00
2nd	06:26	TULANE - Pratt, M. 1 yd run (Glover, M. kick), 11-72 5:29
	02:43	SMU - RICE, Rashee 10 yd pass from BUECHELE, Shane (NAGGAR, Chris kick), 9-75 3:43
	00:44	TULANE - Glover, M. 34 yd field goal, 10-63 1:54
3rd	11:38	TULANE - Huderson, S. 22 yd run (Glover, M. kick), 6-49 1:38
	10:26	SMU - BENTLEY IV, U. 2 yd run (NAGGAR, Chris kick), 3-75 1:12
	03:17	SMU - NAGGAR, Chris 33 yd field goal, 11-74 6:02
4th	12:59	TULANE - Pratt, M. 7 yd run (Glover, M. kick), 6-37 2:21
	07:12	SMU - GRAY, Danny 10 yd pass from BUECHELE, Shane (NAGGAR, Chris kick), 14-81 5:41
	01:30	TULANE - Glover, M. 27 yd field goal, 13-65 5:42
OT	15:00	SMU - NAGGAR, Chris 34 yd field goal, 4-8 0:00

	SMU	TULANE
FIRST DOWNS	25	23
RUSHES-YARDS (NET)	43-142	48-195
PASSING YDS (NET)	439	192
Passes Att-Comp-Int	38-24-0	29-12-1
TOTAL OFFENSE PLAYS-YARDS	81-581	77-387
Fumble Returns-Yards	0-0	0-0
Punt Returns-Yards	4-4	1-8
Kickoff Returns-Yards	3-43	4-62
Interception Returns-Yards	1-13	0-0
Punts (Number-Avg)	3-35.7	6-46.8
Fumbles-Lost	3-1	0-0
Penalties-Yards	10-92	11-86
Possession Time	31:01	28:59
Third-Down Conversions	10 of 18	5 of 14
Fourth-Down Conversions	0 of 0	0 of 0
Red-Zone Scores-Chances	5-5	4-4
Sacks By: Number-Yards	4-23	3-24

RUSHING: SMU-BENTLEY IV, U. 25-94; GRAY, Danny 1-32; LAVINE, Tyler 9-25; BUECHELE, Shane 8-min Tulane-Huderson, S. 19-132; Pratt, M. 16-26; Watts, P. 2-13; Jones, Am. 5-12; Carroll, C. 6-12.

PASSING: SMU-BUECHELE, Shane 23-37-0-384; PAGE, Tyler 1-1-0-55. Tulane-Pratt, M. 12-29-1-192.

RECEIVING: SMU-RICE, Rashee 7-139; GRAY, Danny 5-133; PAGE, Tyler 4-101; GRANSON, Kylen 4-61; BENTLEY IV, U. 3-minus 1; WILLIAMS, T. 1-6. Tulane-Watts, D. 3-56; Watts, P. 3-51; Jones, My. 2-38; Jones, Am. 2-28; James, T. 2-19.

INTERCEPTIONS: SMU-CROSSLEY, B. 1-13. Tulane-None.

FUMBLES: SMU-JACKSON, T.Q. 2-1; GRAY, Danny 1-0. Tulane-None.

SMU (5-0, 2-0) vs. Tulane (2-3, 0-3)
Date: Oct 16, 2020 • Site: New Orleans, La. • Stadium: Yulman Stadium
Attendance:

Kickoff time: 5:05 pm • End of Game: 8:50 pm • Total elapsed time: 3:45
Officials: Referee: Anthony Calabre; Umpire: Jeff Akers; Linesman: Baron Ballester;
Line judge: Dan Bush; Back judge: James Sima; Field judge: James Reif;
Side judge: William Lug; Center judge: Nathan Umberger;
Temperature: 70 • Wind: N 14 • Weather: Mostly Cloudy

Game 6 • UCF 51, Tulane 34

Bounce House • Orlando, Fla.
Oct. 24, 2020 • 9,148 Attendance

ORLANDO — The Tulane football team suffered an American Athletic Conference road setback in a 51-34 defeat at UCF on Saturday afternoon at Bright House Networks Stadium.

Freshman quarterback Michael Pratt threw for 215 yards and a season-high three touchdowns, while senior running back Stephon Huderson ran for 88 yards and one score on 14 carries.

Sophomore wideout Jha'Quan Jackson accounted for 180 all-purpose yards and caught two touchdown passes. He registered 59 receiving yards, 67 more on kickoff returns and 54 on one punt return.

The first quarter offered back-and-forth attacks from the offenses, as UCF (3-2, 2-2 AAC) connected on a field goal on its opening possession. The Green Wave responded with a quick, seven-play scoring drive highlighted by a 28-yard touchdown reception by Duece Watts.

The Knights got into the end zone for the first time just over one minute later on a 54-yard touchdown pass, but Tulane countered once more and reclaimed the lead on a 20-yard touchdown pass from Pratt to Jackson with 4:15 left in the first quarter.

UCF took control of the game from that point however with 27 unanswered points by way of touchdowns on four consecutive possessions to take a 37-14 advantage into the locker room at halftime.

Tulane (2-4, 0-4 AAC) broke its offensive slump with a long drive to start the second half that went 75 yards on 12 plays and chewed up nearly six minutes of game clock and ended with a fumble recovery in the end zone. The Knights scored on a 35-yard touchdown pass just 90 seconds later, but Pratt found Jackson in the end zone for the second time for an eight-yard score to cut the deficit to 44-28 with four minutes to go in the third quarter.

UCF continued to score on quick strikes and big plays however, lighting up the scoreboard on a 41-yard touchdown strike just 29 seconds after Tulane's score.

Box Score (Final)
2020 Tulane Football
Tulane vs UCF (Oct 24, 2020 at Orlando, Fla.)

Score by Quarters	1	2	3	4	Total
Tulane	14	0	14	6	34
UCF	10	27	14	0	51

Qtr	Time	Scoring play
1st	11:35	UCF - OBARSKI, Daniel 23 yd field goal, 8-69 3:25
	09:22	TULANE - Watts, D. 28 yd pass from Pratt, M. (Glover, M. kick), 7-69 2:05
	08:04	UCF - WILLIAMS, Mar. 54 yd pass from GABRIEL, Dillon (OBARSKI, Daniel kick), 5-79 1:12
	04:15	TULANE - Jackson, Jh. 20 yd pass from Pratt, M. (Glover, M. kick), 8-79 3:43
2nd	13:41	UCF - MCCRAE, Greg 3 yd run (OBARSKI, Daniel kick), 5-89 1:12
	09:20	UCF - THOMPSON, Ben. 2 yd run (OBARSKI, Daniel kick), 10-71 2:30
	03:13	UCF - HESCOCK, Jake 4 yd pass from GABRIEL, Dillon (OBARSKI, Daniel kick), 14-83 3:58
	00:05	UCF - WILLIAMS, Mar. 7 yd pass from GABRIEL, Dillon (OBARSKI, Daniel kick failed), 8-67 1
3rd	09:22	TULANE - James, T. 0 yd fumble recovery (Glover, M. kick), 12-75 5:38
	07:47	UCF - WILLIAMS, Mar. 35 yd pass from GABRIEL, Dillon (OBARSKI, Daniel kick), 6-49 1:33
	03:56	TULANE - Jackson, Jh. 8 yd pass from Pratt, M. (Glover, M. kick), 8-75 3:51
	03:26	UCF - HARRIS, Jacob 41 yd pass from GABRIEL, Dillon (OBARSKI, Daniel kick), 3-43 0:29
4th	08:30	TULANE - Huderson, S. 9 yd run (Pratt, M. rush failed), 2-9 0:47

	TULANE	UCF
FIRST DOWNS	21	36
RUSHES-YARDS (NET)	38-125	59-267
PASSING YDS (NET)	215	422
Passes Att-Comp-Int	24-14-1	40-26-0
TOTAL OFFENSE PLAYS-YARDS	62-340	99-689
Fumble Returns-Yards	0-0	0-0
Punt Returns-Yards	1-54	1-0
Kickoff Returns-Yards	3-67	1-21
Interception Returns-Yards	0-0	1-0
Punts (Number-Avg)	5-47.6	1-56.0
Fumbles-Lost	2-0	0-0
Penalties-Yards	2-10	4-20
Possession Time	25:46	34:14
Third-Down Conversions	3 of 9	10 of 17
Fourth-Down Conversions	1 of 1	3 of 4
Red-Zone Scores-Chances	4-4	5-6
Sacks By: Number-Yards	3-27	5-25

RUSHING: Tulane-Huderson, S. 14-88; Carroll, C. 11-44; TEAM 1-minus 2; Pratt, M. 12-minus 5; James, T. 0-0. UCF-MCCRAE, Greg 25-162; ANDERSON, O. 11-46; THOMPSON, Ben. 10-42; GABRIEL, Dillon 12-19; 1-minus 2.

PASSING: Tulane-Pratt, M. 14-24-1-215. UCF-GABRIEL, Dillon 26-40-0-422.

RECEIVING: Tulane-Jackson, Jh. 4-59; Watts, D. 3-48; Huderson, S. 2-44; Watts, P. 2-30; Brown, S. 1-18; Toles, J. 1-12; James, T. 1-4. UCF-WILLIAMS, Mar. 9-174; ROBINSON, J. 4-63; O'KEEFE, Ryan 3-35; HARRIS, Jacob 2-96; ANDERSON, O. 2-16; HESCOCK, Jake 2-14; MCCRAE, Greg 1-15; CREDLE, J. 1-8; JOHNSON, Amari 1-2; THOMPSON, Ben. 1-minus 1.

INTERCEPTIONS: Tulane-None. UCF-GAINOUS, Derek 1-0.

FUMBLES: Tulane-Huderson, S. 1-0; Pratt, M. 1-0. UCF-None.

Tulane (2-4, 0-4) vs. UCF (3-2, 2-2)
Date: Oct 24, 2020 • Site: Orlando, Fla. • Stadium: Bounce House
Attendance: 9148

Kickoff time: 2:05 PM • End of Game: 5:45 PM • Total elapsed time: 3:40
Officials:
Temperature: 84 • Wind: W 7 mph • Weather: mostly cloudy



Game 7 • Tulane 38, Temple 3

Yulman Stadium • New Orleans, La.
Oct. 31, 2020 • 1,200 Attendance

NEW ORLEANS – The Tulane football team picked up its first American Athletic Conference win of the 2020 season in a 38-3 rout over Temple at Yulman Stadium.

The Green Wave's defense allowed just 222 total yards in the game and only 84 in the second half, while the offense outscored the Owls, 28-0, in the second half.

Freshman quarterback Michael Pratt accounted for three touchdowns while passing for 205 yards and two touchdowns and rushing for 56 yards and one more score. Junior wide receiver Duece Watts hauled in both of Pratt's scores through the air and finished the day with five catches for 114 yards.

Junior running back Amare Jones rushed for a game-high 92 yards on 12 carries, while junior Cameron Carroll totaled 63 yards on 13 carries with one touchdown.

Temple (1-3, 1-3 AAC) got on the scoreboard first with a 22-yard field goal on its first possession of the game at the 10:37 mark of the first quarter. Tulane was unable to punch back immediately, as the offense committed turnovers on back-to-back possessions, but the defense remained stout to hold the deficit at three points for the remainder of the quarter.

Tulane (3-4, 1-4 AAC) tied the game, 3-3, on a 40-yard field goal by Merek Glover with 11:55 left in the second quarter after a 10-play drive that covered 67 yards in over four minutes.

The Green Wave got the ball back after a defensive stop around midfield but were forced to start the next possession at their own seven yard-line after an Owls punt. On the second play of the drive, Pratt connected with Watts on a 52-yard pass completion down the right sideline. Four plays later, Carroll rushed over the right end for 13 yards and stretched over the goal line for the game's first touchdown to give the Wave a 10-3 lead with 6:50 remaining in the first half.

Box Score (Final)
2020 Tulane Football
TEMPLE vs Tulane (Oct 31, 2020 at New Orleans, La.)

Score by Quarters	1	2	3	4	Total
TEMPLE	3	0	0	0	3
Tulane	0	10	14	14	38

Qtr	Time	Scoring play
1st	10:37	TEMPLE - BELL, Rory 22 yd field goal, 8-54 3:17
2nd	11:55	TULANE - Glover, M. 40 yd field goal, 10-67 4:12
	06:50	TULANE - Carroll, C. 13 yd run (Glover, M. kick), 6-93 2:27
3rd	05:36	TULANE - Watts, D. 31 yd pass from Pratt, M. (Glover, M. kick), 6-65 2:27
	01:43	TULANE - Watts, D. 5 yd pass from Pratt, M. (Glover, M. kick), 5-30 2:32
4th	12:01	TULANE - Pratt, M. 9 yd run (Glover, M. kick), 3-40 1:15
	03:53	TULANE - Toles, J. 15 yd pass from Howard, K. (Glover, M. kick), 10-55 6:05

	TEMPLE	TULANE
FIRST DOWNS	11	28
RUSHES-YARDS (NET)	36-82	47-284
PASSING YDS (NET)	150	220
Passes Att-Comp-Int	26-16-1	22-13-1
TOTAL OFFENSE PLAYS-YARDS	62-232	69-504
Fumble Returns-Yards	0-0	0-0
Punt Returns-Yards	0-0	5-55
Kickoff Returns-Yards	5-76	2-23
Interception Returns-Yards	1-0	1-14
Punts (Number-Avg)	7-42.3	2-55.5
Fumbles-Lost	1-0	5-2
Penalties-Yards	5-38	6-47
Possession Time	28:15	31:45
Third-Down Conversions	5 of 17	7 of 11
Fourth-Down Conversions	0 of 2	0 of 0
Red-Zone Scores-Chances	1-1	4-5
Sacks By: Number-Yards	2-14	3-11

RUSHING: TEMPLE-MITCHELL, Re-al 7-37; DAVIS, ReMahm 10-20; SAYDEE, Edward 4-15; RULEY, Tayvon JONES, Randle 1-4; BEATTY, Trad 8-minus 6. Tulane-Jones, Am. 12-92; Carroll, C. 13-63; Pratt, M. 12-56; Huderson, S. 3-35; Booker, Y. 4-20; Howard, K. 2-16; Watts, D. 1-2.

PASSING: TEMPLE-BEATTY, Trad 11-18-1-122; MITCHELL, Re-al 5-8-0-28. Tulane-Pratt, M. 12-21-1-205; Howard, K. 1-1-0-15.

RECEIVING: TEMPLE-JONES, Randle 5-37; BLUE, Jadan 4-56; MACK, Branden 3-54; DAVIS, ReMahm 2-0; STEVENSON, R. 1-4; RULEY, Tayvon 1-minus 1. Tulane-Watts, D. 5-114; Jackson, Jh. 3-45; Jones, My. 2-2; Toles, J. 1-15; Wallace, W. 1-9; Watts, P. 1-6.

INTERCEPTIONS: TEMPLE-BRASWELL, C. 1-0. Tulane-Langham, W. 1-14.

FUMBLES: TEMPLE-MITCHELL, Re-al 1-0. Tulane-Langham, W. 1-0; Huderson, S. 1-1; Booker, Y. 1-0; Carroll, C. 1-0; Watts, D. 1-1.

TEMPLE (1-3, 1-3) vs. Tulane (3-4, 1-4)
Date: Oct 31, 2020 • Site: New Orleans, La. • Stadium: Yulman Stadium
Attendance: 1200

Kickoff time: 11:05 am • End of Game: 2:05 pm • Total elapsed time: 3:00
Officials: Referee: Henry Johns; Umpire: Bill Lamkin; Linesman: Todd Riddick;
Line Judge: Colin Gaynor; Back Judge: Peter Buchanan; Field Judge: Glenn Crowther;
Side Judge: Eric Hartman; Center Judge: Steve Anderson
Temperature: 61 • Wind: NE 5 mph • Weather: Fair

Game 8 • Tulane 38, East Carolina 21

Dowdy-Ficklen Stadium • Greenville, N.C.
Nov. 7, 2020 • 3,500 Attendance

GREENVILLE, N.C. – Behind a record-setting day for senior defensive end Patrick Johnson and freshman quarterback Michael Pratt's three touchdown passes, the Tulane football team collected its second American Athletic Conference win in as many weeks with a 38-21 road victory at East Carolina on Saturday afternoon at Dowdy-Ficklen Stadium.

The win was Tulane's (4-4, 2-4 AAC) third on the road this season – a feat the program last achieved in 1998.

Defensively, Johnson posted a monster performance by matching a career-high three sacks to complement six tackles, two forced fumbles and one pass deflection. The American's leader in sacks this season now has 23.5 career sacks and became the program's all-time leader in the category, passing Kenan Blackmon (22.5) and Floyd Dorsey (21.5) for the top spot.

Pratt completed 22 of his 34 pass attempts for 216 yards, while junior wide receiver Duece Watts caught five passes for 57 yards and two scores. Redshirt sophomore Cameron Carroll rushed six times for 126 yards and two touchdowns to lead the ground attack.

Pratt has now thrown for multiple touchdown passes in three straight games and for three scores in two of the last three contests. Watts caught multiple touchdown passes for the second week in a row and now has five scoring receptions in the last three games. Carroll's two rushing touchdowns give him 10 for the season.

Tulane assumed the first possession of the game and put together a nine-play, 78-yard drive that was capped by a 35-yard touchdown pass from Pratt to Watts.

East Carolina (1-5, 1-4 AAC) was quick to respond once its offense took the field, piecing together a 10-play 75-yard drive of its own that ended on a 10-yard touchdown pass to tie the game, 7-7.

Box Score (Final)
2020 Tulane Football
Tulane vs East Carolina (Nov 07, 2020 at Greenville, N.C.)

Score by Quarters	1	2	3	4	Total
Tulane	7	14	10	7	38
East Carolina	7	0	0	14	21

Qtr	Time	Scoring play
1st	11:09	TULANE - Watts, D. 35 yd pass from Pratt, M. (Glover, M. kick), 9-78 3:51
	06:48	ECU - SNEAD, Tyler 10 yd pass from AHLERS, Holton (VERITY, Jake kick), 10-75 4:21
2nd	07:28	TULANE - James, T. 5 yd pass from Pratt, M. (Glover, M. kick), 4-54 1:58
	00:38	TULANE - Watts, D. 5 yd pass from Pratt, M. (Glover, M. kick), 7-65 2:58
3rd	05:49	TULANE - Carroll, C. 48 yd run (Glover, M. kick), 4-65 1:57
	00:38	TULANE - Glover, M. 42 yd field goal, 7-37 3:15
4th	10:37	ECU - PROEHL, Blake 30 yd pass from AHLERS, Holton (SNEAD, Tyler pass from AHLERS, 05:17 TULANE - Carroll, C. 28 yd run (Glover, M. kick), 1-28 0:06
	05:07	ECU - PROEHL, Blake 75 yd pass from AHLERS, Holton (AHLERS, Holton pass failed), 1-75

	TULANE	ECU
FIRST DOWNS	24	20
RUSHES-YARDS (NET)	34-277	29-35
PASSING YDS (NET)	216	351
Passes Att-Comp-Int	34-22-1	43-27-0
TOTAL OFFENSE PLAYS-YARDS	68-493	72-386
Fumble Returns-Yards	1-2	0-0
Punt Returns-Yards	3-11	0-0
Kickoff Returns-Yards	1-17	1-30
Interception Returns-Yards	0-0	1-0
Punts (Number-Avg)	4-44.2	6-43.7
Fumbles-Lost	1-0	2-1
Penalties-Yards	8-65	4-23
Possession Time	30:59	29:01
Third-Down Conversions	5 of 12	3 of 15
Fourth-Down Conversions	0 of 1	1 of 4
Red-Zone Scores-Chances	3-4	1-2
Sacks By: Number-Yards	5-32	2-8

RUSHING: Tulane-Carroll, C. 6-129; Huderson, S. 15-89; Pratt, M. 5-31; Jones, Am. 6-30; TEAM 2-minus East Carolina-HARRIS, Rajhai 13-27; SNEAD, Tyler 1-17; MITCHELL, Ktn 7-17; AHLERS, Holton 8-minu 26.

PASSING: Tulane-Pratt, M. 22-34-1-216. East Carolina-AHLERS, Holton 27-43-0-351.

RECEIVING: Tulane-Jackson, Jh. 7-57; Watts, D. 5-57; Jones, My. 4-48; James, T. 2-18; Wallace, W. 1-11 Toles, J. 1-10; Huderson, S. 1-10; Robertson, J. 1-5. East Carolina-PROEHL, Blake 13-182; SNEAD, Tyler 5-46; JOHNSON, C. J. 4-79; OMOTOSHO, Audie 2-13; MITCHELL, Ktn 2-3; BURNETTE, Cam 1-28.

INTERCEPTIONS: Tulane-None. East Carolina-McMILLIAN, Ja'Q 1-0.

FUMBLES: Tulane-Huderson, S. 1-0. East Carolina-AHLERS, Holton 2-1.

Tulane (4-4, 2-4) vs. East Carolina (1-5, 1-4)
Date: Nov 07, 2020 • Site: Greenville, N.C. • Stadium: Dowdy-Ficklen
Attendance: 3500

Kickoff time: 12:05 PM • End of Game: 3:16 PM • Total elapsed time: 3:11
Officials: Referee: Luke Richmond; Umpire: Danny Worrell; Linesman: Dan Harrington;
Line Judge: Tracy Jones; Back Judge: Ben Bushey; Field Judge: Ben Vasconcelis;
Side Judge: Jake Dishaw; Center Judge: Alex Amaya;
Temperature: 75 F • Wind: E @ 5mph • Weather: Mostly Clear



Game 9 • Tulane 38, RV/No. 25 Army

Yulman Stadium • New Orleans, La.
Nov. 14, 2020 • 1,200 Attendance

NEW ORLEANS – The Tulane football team picked up its third straight victory in dominant fashion with a 38-12 win over Army West Point on Saturday afternoon at Yulman Stadium.

Freshman quarterback Michael Pratt threw for 197 yards and two touchdowns, while sophomore wideout Jha'Quan Jackson scored one receiving and one rushing touchdown, respectively.

The Green Wave (5-4) were dominant on both sides of the ball for the duration of the first quarter by getting multiple stops on defense and turning them into touchdowns. Tulane's first possession went for a 10-play drive that used almost five minutes of game clock and resulted in a four-yard touchdown pass from Pratt to sophomore tight end Tyrick James.

After getting a fourth-down stop at midfield, the Wave continued their surge when junior running back Amare Jones took the first play of the drive 50 yards to the end zone to push the lead to 14-0 with less than a minute remaining in the first quarter.

Ranked 25th nationally in the Coaches Poll, Army (6-2) seized momentum in the second quarter however, turning its next possession into a 10-play, 75-yard drive covering nearly five-and-a-half minutes and a trip to the end zone. Despite missing the extra point, the Black Knights got the ball right back and used up nearly five more minutes to complete a touchdown drive, but failed on a two-point conversion attempt, as the deficit remained 14-12.

That would be all the scoring in the first half where the Black Knights dominated the time of possession by using 19:38 of game clock opposed to the Green Wave's 10:22.

Tulane got back into its groove offensively to start the second half by using nearly the first five minutes to piece together a nine-play scoring drive that was capped by Pratt's second touchdown toss of the afternoon from 21 yards out. Jackson was on the receiving end of that score for his fifth receiving touchdown of the season.

Box Score (Final) 2020 Tulane Football #25 ARMY vs Tulane (Nov 14, 2020 at New Orleans, La.)

Score by Quarters	1	2	3	4	Total
ARMY	0	12	0	0	12
Tulane	14	0	10	14	38

Qtr	Time	Scoring play
1st	08:55	TULANE - James, T. 4 yd pass from Pratt, M. (Glover, M. kick), 10-53 4:48
	00:47	TULANE - Jones, Am. 50 yd run (Glover, M. kick), 1-50 0:11
2nd	10:25	ARMY - Robinson, T. 10 yd pass from Anderson, C. (Salayers, Landon kick blocked), 10-7
	04:12	ARMY - Anderson, C. 19 yd run (Anderson, C. rush failed), 8-59 4:36
3rd	10:23	TULANE - Jackson, Jh. 21 yd pass from Pratt, M. (Glover, M. kick), 9-75 4:37
	05:38	TULANE - Glover, M. 26 yd field goal, 8-45 3:27
4th	04:26	TULANE - Jackson, Jh. 14 yd run (Glover, M. kick), 2-17 0:58
	04:20	TULANE - Toles, J. 8 yd fumble recovery (Glover, M. kick)

	ARMY	TULANE
FIRST DOWNS	17	17
RUSHES-YARDS (NET)	57-270	32-171
PASSING YDS (NET)	33	197
Passes Att-Comp-Int	13-5-2	27-19-0
TOTAL OFFENSE PLAYS-YARDS	70-303	59-368
Fumble Returns-Yards	0-0	1-8
Punt Returns-Yards	2-8	1-7
Kickoff Returns-Yards	3-45	1-14
Interception Returns-Yards	0-0	2-0
Punts (Number-Avg)	4-40.0	5-46.0
Fumbles-Lost	2-1	1-0
Penalties-Yards	1-5	2-20
Possession Time	32:27	27:33
Third-Down Conversions	6 of 17	6 of 13
Fourth-Down Conversions	2 of 5	1 of 1
Red-Zone Scores-Chances	2-3	4-5
Sacks By: Number-Yards	1-3	1-4

RUSHING: ARMY-Anderson, C. 17-77; Buchanan, J. 10-60; Tyler, Tyhier 9-51; Adkins, Anthony 6-32 McCoy, Sandoz 7-24; Robinson, T. 5-22; Barnard, Cade 1-4; Howard, A.J. 1-2; Smith, Arik 1-minus Tulane-Jones, Am. 5-60; Ibieta, J. 3-29; Huderson, S. 7-27; Pratt, M. 5-19; Jackson, Jh. 1-14; Carroll, C. 7-9; Coltrijn, J. 2-7; Ammons, L. 1-7; TEAM 1-minus 1.

PASSING: ARMY-Anderson, C. 4-12-2-36; Riley, Tyson 1-1-0-minus 3. Tulane-Pratt, M. 19-27-0-197.

RECEIVING: ARMY-Walters, B. 3-11; Roberts, M. 1-12; Robinson, T. 1-10. Tulane-Watts, D. 6-85; Jackson, Jh. 5-37; Daniels, C. 2-13; James, T. 2-12; Robertson, J. 1-23; Watts, P. 1-13; Jones, My. 1-8; Jones, Am. 1-6.

INTERCEPTIONS: ARMY-None. Tulane-Langham, W. 1-0; Brooks, L. 1-0.

FUMBLES: ARMY-Robinson, T. 1-1; Anderson, C. 1-0. Tulane-Huderson, S. 1-0.

ARMY (6-2) vs. Tulane (5-4, 2-4)
Date: Nov 14, 2020 • Site: New Orleans, La. • Stadium: Yulman Stadium
Attendance: 1200

Kickoff time: 11:01 am • End of Game: 2:15 pm • Total elapsed time: 3:14
Officials: Referee: Marcus Woods; Umpire: Tom Laverty; Linesman: Josiah Ford;
Line Judge: Hugh Campbell; Back Judge: Scott Prewitt; Field Judge: Michael Culin;
Side Judge: Richard Wilborn; Center Judge: Jeff Maconaghy;
Temperature: 78 • Wind: SE 11 • Weather: Sunny and warm

Game 10 • No. 25/RV Tulsa 30, Tulane 24 (2OT)

Lincoln Financial Stadium • Philadelphia, Pa.
Nov. 19, 2020 • 0 Attendance

TULSA, Okla. – The Tulane football team had its three-game winning streak snapped in heartbreaking fashion in a 30-24 defeat in double overtime at Tulsa in AAC action Thursday evening at H.A. Chapman Stadium.

Senior running back Stephon Huderson crossed the century mark on the ground for the third time this season with 106 rushing yards and one touchdown, while freshman quarterback Michael Pratt completed a pair of touchdown passes to lead Tulane's (5-5, 2-5 AAC) offensive attack.

Defensively, the Green Wave were led by junior linebacker Nick Anderson and sophomore linebacker Dorian Williams' 11 tackles respectively. Williams also produced two tackles for loss and one sack, as the Wave won the turnover battle, 3-1.

The first half featured a defensive battle between both squads where first downs were hard to earn, and red zone trips were infrequent. Tulane's best chance at points came early in the second quarter after an 11-play drive traveled just 35 yards in more than five and a half minutes but set up the Green Wave for a 54-yard field goal attempt that went just right of the upright to keep the game scoreless.

Tulsa (5-1, 5-0 AAC) made two trips to the red zone in the first half, and their second appeared destined to be rewarded with points. It was their final possession of the half, and the Golden Hurricane mustered a 15-play drive that went 69 yards and used nearly seven minutes of game clock. After converting a fourth down play, Tulsa took a shot at the end zone on a throw across the middle, but junior safety Larry Brooks made a diving catch to intercept the pass at the one yard-line to end the threat with 21 seconds remaining before halftime.

As both teams headed to the locker rooms at the intermission, Tulane earned just 122 total yards and seven first downs in the first 30 minutes of action. Tulsa amassed 136 yards and nine first downs.

The scoring drought wouldn't last forever, and it ended just over midway through the third quarter when Huderson punched in a hard-earned, five-yard touchdown run. The Green Wave got the ball right back after the Golden Hurricane came up short on a risky fourth down play at their own 29 yard-line.

Box Score (Final) 2020 Tulane Football Tulane vs #25 Tulsa (Nov 19, 2020 at Tulsa, Okla.)

Score by Quarters	1	2	3	4	OT	O1	O2	Total
Tulane	0	0	14	7	3	3	0	24
Tulsa	0	0	0	21	9	3	6	30

Qtr	Time	Scoring play
3rd	05:25	TULANE - Huderson, S. 5 yd run (Glover, M. kick), 7-50 2:47
	03:07	TULANE - Wallace, W. 27 yd pass from Pratt, M. (Glover, M. kick), 2-27 0:44
4th	09:17	TLS - BRIN, D. 18 yd run (LONG, Z. kick), 10-84 3:01
	03:16	TLS - JOHNSON, J. 19 yd pass from BRIN, D. (LONG, Z. kick), 11-71 3:18
	01:38	TULANE - James, T. 19 yd pass from Pratt, M. (Glover, M. kick), 5-28 1:27
	00:00	TLS - SANTANA, J. 37 yd pass from BRIN, D. (LONG, Z. kick), 9-75 1:38
OT	15:00	TLS - LONG, Z. 27 yd field goal, 6-16 0:00
	15:00	TULANE - Glover, M. 39 yd field goal, 4-3 0:00
	15:00	TLS - COLLINS, Z. 96 yd interception return

	TULANE	TLS
FIRST DOWNS	18	26
RUSHES-YARDS (NET)	51-226	41-179
PASSING YDS (NET)	76	343
Passes Att-Comp-Int	17-8-1	48-27-1
TOTAL OFFENSE PLAYS-YARDS	68-302	89-522
Fumble Returns-Yards	0-0	0-0
Punt Returns-Yards	2-38	2-7
Kickoff Returns-Yards	2-91	1-16
Interception Returns-Yards	1-0	1-96
Punts (Number-Avg)	6-42.2	4-43.2
Fumbles-Lost	0-0	2-2
Penalties-Yards	7-63	10-85
Possession Time	29:20	30:40
Third-Down Conversions	5 of 15	10 of 21
Fourth-Down Conversions	0 of 0	3 of 4
Red-Zone Scores-Chances	2-4	3-5
Sacks By: Number-Yards	4-27	2-7

RUSHING: Tulane-Huderson, S. 25-106; Jones, Am. 10-57; Carroll, C. 6-41; Pratt, M. 10-22. Tulsa-TAYLOR II, C. 19-132; PRINCE, D. 8-20; BOOMER, S. 4-15; BRIN, D. 4-11; WILKERSON, T. 3-9; JOHNSON, J. 1-1; SMITH, Z. 2-minus 11.

PASSING: Tulane-Pratt, M. 8-17-1-76. Tulsa-BRIN, D. 18-28-0-266; BOOMER, S. 7-13-1-60; SMITH, Z. 2-6-0-17; TEAM 0-1-0-0.

RECEIVING: Tulane-Wallace, W. 2-34; James, T. 2-19; Carroll, C. 2-4; Watts, D. 1-18; Jackson, Jh. 1-1. Tulsa-SANTANA, J. 8-138; JOHNSON, J. 7-95; CRAWFORD JR, S. 4-29; STEWART, J. 3-29; STOKES, K. 3 RODGERS, M. 2-34.

INTERCEPTIONS: Tulane-Brooks, L. 1-0. Tulsa-COLLINS, Z. 1-96.

FUMBLES: Tulane-None. Tulsa-PRINCE, D. 1-1; RODGERS, M. 1-1.

Tulane (5-5, 2-5) vs. Tulsa (5-1, 5-0)
Date: Nov 19, 2020 • Site: Tulsa, Okla. • Stadium: Chapman Stadium
Attendance:

Kickoff time: 6:30 PM • End of Game: 10:27 PM • Total elapsed time: 3:57
Officials: Referee: Edwin Lee; Umpire: Hilbert Byers; Linesman: Todd Riddick;
Line Judge: Colin Gaynor; Back Judge: Chris Bikowski; Field Judge: Sean McKinnie;
Side Judge: Matt Waldron; Center Judge: Mark Mobra;
Temperature: 69degree • Wind: S 14 • Weather: Clear



Game 11 • Tulane 35, Memphis 21

Yulman Stadium • New Orleans, La.
Dec. 5, 2020 • 2,400 Attendance

NEW ORLEANS – The Tulane football team closed its 2020 regular season with a 35-21 American Athletic Conference home victory over Memphis on Senior Day at Yulman Stadium.

Freshman quarterback Michael Pratt accounted for four total touchdowns, including two passing and two rushing, while throwing for 254 yards.

Senior running back Stephon Huderson ran for a game-high 67 yards on just 10 carries, as Tulane outgained Memphis, 165-45, on the ground in the ballgame.

Junior wide receiver Duece Watts and sophomore wideout Jha'Quan Jackson each hauled in one touchdown reception, respectively.

The Green Wave (6-5, 3-5 AAC) used their first possession to muster a 10-play drive that started at their own 25 yard-line and ended on a 15-yard touchdown pass from Pratt to Watts on an over-the-shoulder catch in the left corner of the end zone. The Tigers (6-3, 4-3 AAC) were quick to respond however, connecting a 59-yard touchdown strike over the top of the Wave's defense to tie the game at seven just 53 seconds later.

Two possessions later, Tulane lit up the scoreboard on Pratt's second touchdown pass of the first quarter – a 42-yard connection with Jackson – to reclaim the lead with four minutes remaining.

Pratt found the end zone for a third time in the first half when he capped a nine-play, 83-yard drive by running it in from three yards out with 11:09 left in the second quarter to extend the advantage 21-7. The Tigers cut their two-score deficit in half with 1:18 remaining by finishing off a 13-yard drive with a short touchdown rush.

Leading 21-14 at halftime, Tulane outgained Memphis, 229-170, in total yardage. Despite going 1-of-7 on third down, the Green Wave held the Tigers to 1-of-6 in the same situation.

Box Score (Final)
2020 Tulane Football
Memphis vs Tulane (Dec 05, 2020 at New Orleans, La.)

Score by Quarters	1	2	3	4	Total
Memphis	7	7	7	0	21
Tulane	14	7	7	7	35

Qtr	Time	Scoring play
1st	10:58	TULANE - Watts,D. 15 yd pass from Pratt,M. (Glover,M. kick), 10-75 4:02
	10:05	MEM - AUSTIN, Calvin 59 yd pass from WHITE, Brady (PATTERSON, R. kick), 4-75 0:53
	04:00	TULANE - Jackson,Jh. 42 yd pass from Pratt,M. (Glover,M. kick), 7-65 3:20
2nd	11:09	TULANE - Pratt,M. 3 yd run (Glover,M. kick), 9-83 3:55
	01:18	MEM - WASHINGTON, T. 2 yd run (PATTERSON, R. kick), 13-67 4:38
3rd	08:59	TULANE - Pratt,M. 10 yd run (Glover,M. kick), 7-57 3:09
	05:13	MEM - DYKES, Sean 6 yd pass from WHITE, Brady (PATTERSON, R. kick), 9-70 3:38
4th	11:34	TULANE - Carroll,C. 9 yd run (Glover,M. kick), 11-80 4:13

	MEM	TULANE
FIRST DOWNS	20	26
RUSHES-YARDS (NET)	29-45	45-165
PASSING YDS (NET)	255	254
Passes Att-Comp-Int	39-20-2	34-21-1
TOTAL OFFENSE PLAYS-YARDS	68-300	79-419
Fumble Returns-Yards	0-0	0-0
Punt Returns-Yards	2-18	2-15
Kickoff Returns-Yards	5-107	2-43
Interception Returns-Yards	1-31	2-3
Punts (Number-Avg)	4-44.5	5-43.2
Fumbles-Lost	2-0	2-0
Penalties-Yards	4-29	9-84
Possession Time	25:56	34:04
Third-Down Conversions	5 of 14	2 of 10
Fourth-Down Conversions	0 of 3	3 of 3
Red-Zone Scores-Chances	2-3	4-4
Sacks By: Number-Yards	3-26	4-27

RUSHING: Memphis-MARTIN, Asa 13-39; WASHINGTON, T. 2-10; WEAVER, M. 4-9; WATKINS, Kylan 2-3
Brady 8-minus 16. Tulane-Huderson,S. 10-67; Carroll,C. 9-38; Pratt,M. 17-24; Jones,Am. 4-18;
Jackson,Jh. 1-17; Watts,P. 2-3; TEAM 2-minus 2.

PASSING: Memphis-WHITE, Brady 19-38-2-248; AUSTIN, Calvin 1-1-0-7. Tulane-Pratt,M. 21-33-0-254;
Jones,Am. 0-1-1-0.

RECEIVING: Memphis-WASHINGTON, T. 6-76; AUSTIN, Calvin 5-110; MARTIN, Asa 3-18; WATKINS, Kyle
IVORY, Javon 1-15; MOORE, Tyler 1-7; WHITE, Brady 1-7; DYKES, Sean 1-6. Tulane-Watts,D. 4-46;
Jackson,Jh. 3-57; Watts,P. 3-55; James,T. 3-30; Jones,Am. 3-14; Toles,J. 1-18; Carroll,C. 1-13;
Jones,My. 1-8; Brown,S. 1-8; Huderson,S. 1-5.

INTERCEPTIONS: Memphis-JOHNSON, Q. 1-31. Tulane-Dyson,C. 1-3; Brooks,L. 1-0.

FUMBLES: Memphis-WHITE, Brady 2-0. Tulane-Pratt,M. 1-0; Watts,P. 1-0.

Memphis (6-3,4-3) vs. Tulane (6-5,3-5)
Date: Dec 05, 2020 • Site: New Orleans, La. • Stadium: Yulman Stadium
Attendance: 2400

Kickoff time: 11:05am • End of Game: 2:29p. • Total elapsed time: 3:24
Officials: Referee: Charles Lamerti; Umpire: William Thomas; Linesman: Jim Casey;
Line judge: Stephen Ray; Back judge: Victor Firth; Field judge: Rick Santilli;
Side judge: Jerry Walter; Center judge: Joe Clarkson;
Temperature: 52 • Wind: NE 10 • Weather: Partly Cloudy

Game 12 • Nevada 38, Tulane 27

Albertsons Stadium • Boise, Idaho (Famous Idaho Potato Bowl)
Dec. 22, 2020 • 0 Attendance

BOISE, Idaho – The Tulane University football team (6-6) fell to Nevada, 38-27, on Tuesday in the 2020 Famous Idaho Potato Bowl at Albertsons Stadium. The postgame matchup marked Tulane's third consecutive and 14th bowl appearance in program history.

Freshman quarterback Michael Pratt completed a pair of passing touchdowns and scored one rushing touchdown against the Wolf Pack to help lead the Green Wave offensively. Redshirt sophomore running back Cameron Carroll rushed for a team-high 120 yards and scored his 12th rushing touchdown this season in the midweek game.

Sophomore Dorian Williams continued with his dominating performance this year, totaling 14 tackles to lead the Olive and Blue defensively. Williams also added two tackles for loss in his fifth game this season with double-digit tackles.

Nevada drove 74 yards in 14 plays on its opening drive but was held scoreless thanks to a strong defensive stand. Three plays later, the Wolf Pack got the ball back as it picked off Pratt. Two plays later, Nevada found itself in the endzone to take the lead. The Wolf Pack missed the extra point and held an early 6-0 lead.

Nevada extended its lead to 13 on the first play of the second half as quarterback Carson Strong hit Justin Lockhart in the corner of the endzone for an 11-yard pitch and catch. Two minutes later, Nevada extended its lead to 19-0 following a 44-yard flea flicker from Strong to running back Toa Taua.

Tulane got on the scoreboard with 10:38 to go in the game, as Pratt found sophomore wide receiver Jha'Quan Jackson for a 41-yard touchdown pass, but the Wolf Pack responded on their next offensive series as they went 82 yards in eight plays.

The Green Wave went into the locker room trailing 26-7. Nevada outgained Tulane 334-178 in the first half.

Box Score (Final)
2020 Tulane Football
Tulane vs Nevada (Dec 22, 2020 at Boise, Idaho)

Score by Quarters	1	2	3	4	Total
Tulane	0	7	13	7	27
Nevada	6	20	0	12	38

Qtr	Time	Scoring play
1st	04:58	NEV - TURNER, Cole 11 yd pass from STRONG, Carson (TALTON, Brandon kick failed), 2-8 0:00
2nd	14:52	NEV - LOCKHART, J. 23 yd pass from STRONG, Carson (TALTON, Brandon kick), 7-71 3:15
	12:42	NEV - TAU, Toa 44 yd pass from STRONG, Carson (STRONG, Carson pass failed), 3-55 1:18
	10:38	TULANE - Jackson,Jh. 41 yd pass from Pratt,M. (Glover,M. kick), 6-60 2:04
	07:44	NEV - TAU, Toa 50 yd run (TALTON, Brandon kick), 8-82 2:48
3rd	10:03	TULANE - Pratt,M. 6 yd run (Pratt,M. pass failed), 12-75 4:57
	06:30	TULANE - Jackson,Jh. 28 yd pass from Pratt,M. (Glover,M. kick), 4-45 1:16
4th	13:22	NEV - TURNER, Cole 2 yd pass from STRONG, Carson (STRONG, Carson pass failed), 3-20 1:12
	04:19	NEV - BELL, Jamaal 21 yd pass from STRONG, Carson (TALTON, Brandon kick failed), 6-87 2:00
	00:07	TULANE - Carroll,C. 65 yd run (Glover,M. kick), 1-80 0:10

	TULANE	NEV
FIRST DOWNS	18	21
RUSHES-YARDS (NET)	38-197	44-209
PASSING YDS (NET)	168	271
Passes Att-Comp-Int	25-12-3	28-22-0
TOTAL OFFENSE PLAYS-YARDS	63-365	72-480
Fumble Returns-Yards	0-0	0-0
Punt Returns-Yards	1-27	1-0
Kickoff Returns-Yards	2-28	3-103
Interception Returns-Yards	0-0	3-56
Punts (Number-Avg)	3-36.3	3-32.3
Fumbles-Lost	0-0	1-0
Penalties-Yards	5-31	10-100
Possession Time	23:50	36:10
Third-Down Conversions	4 of 13	5 of 14
Fourth-Down Conversions	2 of 4	3 of 5
Red-Zone Scores-Chances	1-2	2-5
Sacks By: Number-Yards	1-8	8-56

RUSHING: Tulane-Carroll,C. 10-120; Huderson,S. 10-52; Pratt,M. 18-25. Nevada-LEE, Devonte 18-105;
TAUA, Toa 20-102; STRONG, Carson 4-5; TEAM 1-minus 1; MORROW, Avery 1-minus 2.

PASSING: Tulane-Pratt,M. 12-25-3-168. Nevada-STRONG, Carson 22-28-0-271.

RECEIVING: Tulane-Toles,J. 5-52; Jackson,Jh. 2-69; James,T. 2-31; Wallace,W. 2-15; Watts,P. 1-1.
Nevada-TAU, Toa 6-77; TURNER, Cole 5-60; DOUBS, Romeo 5-42; HORTON, Tory 2-30; LEE, Devonte 2-
LOCKHART, J. 1-23; BELL, Jamaal 1-21.

INTERCEPTIONS: Tulane-None. Nevada-MUHAMMAD, EJ 1-32; TOURAY, Lamin 1-17; HALL, Lawson 1-7.

FUMBLES: Tulane-None. Nevada-STRONG, Carson 1-0.

Tulane (6-6,3-5) vs. Nevada (7-2,6-2)
Date: Dec 22, 2020 • Site: Boise, Idaho • Stadium: Albertsons Stadium
Attendance:

Kickoff time: 1:30 pm • End of Game: 4:53 pm • Total elapsed time: 3:23
Officials: Referee: Steve Strimling; Umpire: Brian Hay; Linesman: Bob Day;
Line judge: Steve Kovac; Back judge: John Morton; Field judge: T. Migchelbrink;
Side judge: Gary Reed; Center judge: Michael Marsh;
Temperature: 40F • Wind: 22 mph W • Weather: Partly Cloudy
2020 Famous Idaho Potato Bowl



HISTORY



YEAR-BY-YEAR RECORDS

Year	Overall	Conference/Bowl	Points	Allowed	Head Coach	Captain(s)
1893	1-2	--	36	24	T.L. Bayne	John Lombard
1894	0-4	--	14	50	Fred Sweet	Edward Nelson
1895	3-2	Southern Intercollegiate Athletic Association (SIAA)	66	28	T.L. Bayne	Alfred Woods
1896	3-2	SIAA	74	18	Harry Baum	Louis Genella
1897	No Team Fielded					
1898	1-1	SIAA	14	46	John Lombard	Charles Eshelman
1899	0-6-1	SIAA	0	141	H.H. Collier	Charles Eshelman
1900	5-0	SIAA	105	0	H.T. Summersgill	Hugh Krumbhaar
1901	5-1	SIAA	109	19	H.T. Summersgill	Hugh Krumbhaar
1902	1-4-2	SIAA	47	67	V. Dabney/C. Green	Charles Green
1903	2-2-1	SIAA	64	56	C. Eshleman/R. Wood	Ralph Wood
1904	5-2	SIAA	58	24	T. Berry/J. Janvier	Ralph Wood
1905	0-1	SIAA	0	5	J. Tobin/H. Ludlow	John Chambers
1906	0-4-1	SIAA	0	92	John Russ	James Connelly
1907	3-2	SIAA	71	44	Joe Curtis	Clyde Webb
1908	7-1	SIAA	103	23	Joe Curtis	Temple Brown
1909	4-3-2	SIAA	40	50	Buster Brown	H. Tate Moore
1910	0-7	SIAA	6	126	A.A. Mason	N.W. Sentelle
1911	5-3-1	SIAA	106	46	A.A. Mason	Semmes Walmsley
1912	5-3	SIAA	262	99	A.A. Mason	Gaylord McLeod
1913	3-5	SIAA	59	159	A.C. Hoffman	Sumter Marks
1914	3-3-1	SIAA	145	146	E.R. Sweetland	Garrett George
1915	4-4	SIAA	118	78	Clark Shaughnessy	Peter Maihles
1916	4-3-1	SIAA	126	149	Clark Shaughnessy	Victor Rosenthal
1917	5-3	SIAA	159	103	Clark Shaughnessy	Game Captains
1918	4-1-1	SIAA	133	16	Clark Shaughnessy	Otto Colee
1919	6-2-1	SIAA	224	55	Clark Shaughnessy	Edwin Linfield
1920	6-2-1	SIAA	181	28	Clark Shaughnessy	John Wight
1921	4-6	SIAA	84	96	Myron Fuller	James Reed
1922	4-4	Southern	136	100	Clark Shaughnessy	Paul Maloney
1923	6-3-1	Southern	117	89	Clark Shaughnessy	Harry Talbot
1924	8-1	Southern	201	59	Clark Shaughnessy	Brother Brown
1925	9-0-1	Southern	246	32	Clark Shaughnessy	Lester Lautenschlager
1926	3-5-1	Southern	71	60	Clark Shaughnessy	Harry Gamble
1927	2-5-1	Southern	56	120	Bernie Bierman	Patrick Browne
1928	6-3-1	Southern	264	76	Bernie Bierman	Charles Rucker
1929	9-0	Southern/ROSE BOWL INVITEE	279	45	Bernie Bierman	Bill Banker
1930	8-1	Southern	263	30	Bernie Bierman	Lloyd Roberts
1931	11-1	Southern/ROSE BOWL	350	49	Bernie Bierman	Jerry Dalrymple
1932	6-2-1	Southern	134	114	Ted Cox	Nollie Felts
1933	6-3-1	SEC (4-2-1/5th)	160	68	Ted Cox	Preacher Roberts
1934	10-1	SEC (8-0/T1st)				
		SEC CHAMPIONS/SUGAR BOWL	215	83	Ted Cox	Joe Loftin
1935	6-4	SEC (3-3/T6th)	156	123	Ted Cox	Barney Mintz
1936	6-3-1	SEC (2-3-1/8th)	173	117	Lowell Dawson	William Moss
1937	5-4-1	SEC (2-3-1/9th)	144	69	Lowell Dawson	Norman Buckner, Norman Hall
1938	7-2-1	SEC (4-1-1/T2nd)	211	53	Lowell Dawson	Raymond Miller
1939	8-1-1	SEC (5-0/T1st)				
		SEC CHAMPIONS/SUGAR BOWL	194	60	Lowell Dawson	Paul Krueger
1940	5-5	SEC (1-3/10th)	144	113	Lowell Dawson	Claude Groves, Tommy O'Boyle
1941	5-4	SEC (2-3/8th)	220	95	Lowell Dawson	Peter Mandich, James Thibaut
1942	4-5	SEC (1-4/10th)	121	154	Claude Simons	James Ely, Walter McDonald
1943	3-3	SEC (1-1/T2nd)	92	94	Claude Simons	Game Captains
1944	4-3	SEC (1-2/8th)	113	125	Claude Simons	Game Captains
1945	2-6-1	SEC (1-3-1/T10th)	93	201	Claude Simons	Game Captains
1946	3-7	SEC (2-4/9th)	179	209	Henry E. Frnka	Robert Rice
1947	2-5-2	SEC (2-3-2/7th)	94	162	Henry E. Frnka	Leonard Finley
1948	9-1	SEC (5-1/3rd)	207	60	Henry E. Frnka	Emile O'Brien
1949	7-2-1	SEC (5-1/1st)/SEC CHAMPIONS	251	142	Henry E. Frnka	Max Druen, Richard Sheffield, William Svoboda, Francis Young
1950	6-2-1	SEC (3-1-1/4th)	260	97	Henry E. Frnka	Dennis Doyle, George Maddox
1951	4-6	SEC (1-5/12th)	143	172	Henry E. Frnka	Richard Fugler, Jerome Helluin, Ellsworth Kingery, John McLean
1952	5-5	SEC (3-5/8th)	188	146	Raymond Wolf	James Johnston, Robert Nuss
1953	1-8-1	SEC (0-7/12th)	129	228	Raymond Wolf	Charles Camp, Lester Kennedy, Alfred Robelot



Year	Overall	Conference/Bowl	Points	Allowed	Head Coach	Captain(s)
1954	1-6-3	SEC (1-6-1/10th)	46	144	Andy Pilney	Edward Bravo
1955	5-4-1	SEC (3-3-1/T6th)	163	136	Andy Pilney	Bryan Burnthorne, Tony Sardisco
1956	6-4	SEC (3-3/T6th)	124	123	Andy Pilney	Donald Miller, Ronald Quillian, Dalton Truax
1957	2-8	SEC (1-5/10th)	91	195	Andy Pilney	John Montgomery, Eugene Newton
1958	3-7	SEC (1-5/11th)	105	189	Andy Pilney	James Blount, Claude Mason
1959	3-6-1	SEC (0-5-1/11th)	94	176	Andy Pilney	William Clements
1960	3-6-1	SEC (1-4-1/10th)	132	140	Andy Pilney	Tommy Mason
1961	2-8	SEC (1-5/T10th)	60	225	Andy Pilney	Jack Domingue
1962	0-10	SEC (0-7/12th)	60	293	Tommy O'Boyle	Ernest Colquette
1963	1-8-1	SEC (0-6-1/12th)	43	191	Tommy O'Boyle	Mike Calamari
1964	3-7	SEC (1-5/11th)	79	147	Tommy O'Boyle	James Besselman
1965	2-8	SEC (1-5/T9th)	71	268	Tommy O'Boyle	William Goss
1966	5-4-1	Independent	153	182	Jim Pittman	Jerry Colquette, Lanis O'Steen
1967	3-7	Independent	164	223	Jim Pittman	Jim Jancik
1968	2-8	Independent	163	300	Jim Pittman	Ernest Parker
1969	3-7	Independent	152	235	Jim Pittman	Rick Kingrea
1970	8-4	Independent/ LIBERTY BOWL	196	160	Jim Pittman	David Abercrombie, Rick Kingrea, Mike Walker
1971	3-8	Independent	152	215	Bennie Ellender	Paul Ellis, Rusty Lachaussee
1972	6-5	Independent	212	165	Bennie Ellender	Glenn Harder, Mike Koesling
1973	9-3	Independent/ ASTRO-BLUEBONNET BOWL	228	194	Bennie Ellender	Mike Owens, Mike Truax
1974	5-6	Independent	176	214	Bennie Ellender	Steve Foley, Charles Hall
1975	4-7	Independent	123	192	Bennie Ellender	Jaime Garza, Jim Gueno, Mark Olivari, Mike Price, John Ronquillo
1976	2-9	Independent	149	228	Larry Smith	Gary Rudick
1977	3-8	Independent	181	289	Larry Smith	John Ammerman, Gene Forte, Bill Kramer
1978	4-7	Independent	183	211	Larry Smith	Alfred Jones, Gary Sheridan
1979	9-3	Independent/ LIBERTY BOWL	320	179	Larry Smith	Bob Becnel
1980	7-5	Independent/ HALL OF FAME BOWL	279	243	Vince Gibson	Nickie Hall, Chuck Pitcock, Frank Robinson, Marty Wetzel
1981	6-5	Independent	213	144	Vince Gibson	Paul Catanese, Brian Douglas, Rodney Holman, Sly McGrew
1982	4-7	Independent	201	271	Vince Gibson	Ricky Goff, Bill Lichtenstein, Tyrone Smith, Lionel Washington
1983*	2-9	Independent	192	241	Wally English	Jim Boyle, Clint Wenzel
1984	3-8	Independent	177	255	Wally English	Benny Burst, Randy Saffy
1985	1-10	Independent	166	334	Mack Brown	James Campen, Joe Caravello, Burnell Dent, Ronald Tilton, Jeffrey Wenhold
1986	4-7	Independent	265	334	Mack Brown	Terrence Jones, Tookie Spann, Troy Wetzel
1987	6-6	Independent/ INDEPENDENCE BOWL	370	376	Mack Brown	Terrence Jones, Tookie Spann, Preston Washington
1988	5-6	Independent	265	334	Greg Davis	Richard Harvey, Terrence Jones
1989	4-8	Independent	247	337	Greg Davis	Rick Crozier, Michael Pierce, Mitchell Price
1990	4-7	Independent	237	253	Greg Davis	Darrell Sherer, Darin Shoulders, Mark Thornhill
1991	1-10	Independent	146	384	Greg Davis	Ray Benford, J.P. Martin, Chance Miller
1992	2-9	Independent	146	349	Buddy Teevens	Chance Miller, Mark Thornhill
1993*	4-8	Independent	154	355	Buddy Teevens	Reginald Davis, Wilbert Gilmore, Mitch Tinsley
1994	1-10	Independent	135	358	Buddy Teevens	Eric Bruce, Brad Ducre, Mike Staid
1995	2-9	Independent	187	303	Buddy Teevens	Cedric Anderson, Johnny Curtis, Shaun Jones
1996	2-9	C-USA (1-4/6th)	213	268	Buddy Teevens	Will Carlisle, Keith Cook, Elijah Freeman, Jerald Sowell
1997	7-4	C-USA (5-1/2nd)	375	225	Tommy Bowden	Cory Geason, Shane Marshall, Brian Williams
1998	12-0	C-USA (6-0/1st)				
		C-USA CHAMPIONS/LIBERTY BOWL	540	268	T. Bowden/C. Scelfo	Shaun King, Dennis O'Sullivan
1999	3-8	C-USA (1-5/T6th)	279	399	Chris Scelfo	JaJuan Dawson, Jerry Phillips
2000	6-5	C-USA (3-4/T5th)	329	346	Chris Scelfo	Adrian Burnette, Tim Carter, Jerry Phillips, Patrick Ramsey
2001	3-9	C-USA (1-6/9th)	344	495	Chris Scelfo	Floyd Dorsey, Terry Fontenot, Terrell Harris, Patrick Ramsey, Torie Taulli
2002	8-5	C-USA (4-4/5th)/ HAWAII BOWL	361	282	Chris Scelfo	Kenan Blackmon, Floyd Dorsey, J.P. Losman, Mewelde Moore
2003	5-7	C-USA (3-5/8th)	337	424	Chris Scelfo	J.P. Losman, Mewelde Moore, Daniel Nevil, Terrence Tarver
2004	5-6	C-USA (3-5/6th)	300	361	Chris Scelfo	Anthony Cannon, Jimmy Kosienski, Joey Dawson, Roydell Williams
2005	2-9	C-USA (1-7/6th West)	243	348	Chris Scelfo	The entire senior class
2006	4-8	C-USA (2-6/6th West)	224	400	Chris Scelfo	Preston Brown, Antonio Harris
2007	4-8	C-USA (3-5/3rd West)	293	375	Bob Toledo	Matt Forté, Antonio Harris
2008	2-10	C-USA (1-7/5th West)	200	414	Bob Toledo	Michael Parenton, Reggie Scott
2009	3-9	C-USA (1-7/6th West)	193	440	Bob Toledo	André Anderson, David Kirksey
2010	4-8	C-USA (2-6/6th West)	299	446	Bob Toledo	Andrew Nierman, Phillip Davis, Alex Wacha
2011	2-11	C-USA (1-7/6th West)	274	487	B. Toledo/M. Hutson	Ryan Griffin, Cedric Wilson
2012	2-10	C-USA (2-5/6th West)	257	461	Curtis Johnson	Game Captains
2013	7-6	C-USA (5-3/4th West)/ NEW ORLEANS BOWL	322	278	Curtis Johnson	Game Captains
2014	3-9	American (2-6/8th)	192	341	Curtis Johnson	Game Captains
2015	3-9	American (1-7/6th West)	236	435	Curtis Johnson	Game Captains
2016	4-8	American (1-7/6th West)	289	332	Willie Fritz	Game Captains/Nico Marley, Taniel Smart, Marshall Wadleigh
2017	5-7	American (3-5/5th West)	330	350	Willie Fritz	Game Captains/Dontrell Hilliard, Rae Juan Marbley
2018	7-6	American (5-3/T1st West)/ AUTONATION CURE BOWL	349	358	Willie Fritz	Game Captains/Zachery Harris, John Leglue, Roderic Teamer Jr.
2019	7-6	American (3-5/4th West)/ LOCKHEED MARTIN ARMED FORCES BOWL	430	342	Willie Fritz	Game Captains/Lawrence Graham, P.J. Hall, Justin McMillan, Darnell Mooney, DeAndre Williams
2020	6-6	American (3-5/8th)/ FAMOUS IDAHO POTATO BOWL	416	337	Willie Fritz	Game Captains

127 Years, 40 Coaches

Overall Record: 538-661-38

Conference Record: 132-239-13

*includes one or more NCAA-mandated forfeits



ALL-TIME COACHES



Clark Shaughnessy



Bernie Bierman



Lowell "Red"
Dawson

Coach	Years	Tenure	Record	Pct.
T.L. Bayne	2	1893, 1895	4-4	.500
Fred Sweet	1	1894	0-4	.000
Harry Baum	1	1896	3-2	.600
John Lombard	1	1898	1-1	.500
H.H. Collier	1	1899	0-6-1	.071
H.T. Summersgill	2	1900-01	10-1	.909
Virginius Dabney	1	1902	1-4-2	.286
Charles Eshleman	1	1903	2-2-1	.500
T. Barry and J. Janvier	1	1904	5-2	.714
J. Tobin and H. Ludlow	1	1905	0-1	.000
John Russ	1	1906	0-4-1	.100
Joe Curtis	2	1907-08	10-3	.769
Buster Brown	1	1909	4-3-2	.556
A.A. Mason	3	1910-12	10-13-1	.438
A.C. Hoffman	1	1913	3-5	.375
E.R. Sweetland	1	1914	3-3-1	.550
Clark Shaughnessy	11	1915-20, 22-26	59-26-6	.681
Myron Fuller	1	1921	4-6	.400
Bernie Bierman	5	1927-31	36-10-2	.771
Ted Cox	4	1932-35	28-10-2	.725
Lowell "Red" Dawson	6	1936-41	36-19-4	.644
Claude Simons Jr.	4	1942-45	13-17-1	.435
Henry E. Frnka	6	1946-51	31-23-4	.569
Raymond Wolf	2	1952-53	6-13-1	.325
Andy Pilney	8	1954-61	25-49-6	.350
Tommy O'Boyle	4	1962-65	6-33-1	.163
Jim Pittman	5	1966-70	21-30-1	.413
Bennie Ellender	5	1971-75	27-29	.482
Larry Smith	4	1976-79	18-27	.400
Vince Gibson	3	1980-82	17-17	.500
Wally English	2	1983-84	5-17*	.227
Mack Brown	3	1985-87	11-23	.324
Greg Davis	4	1988-91	14-31	.311
Buddy Teevens	5	1992-96	11-45*	.196
Tommy Bowden	2	1997-98	18-4	.818
Chris Scelfo#	8	1998-2006	37-57	.394
Bob Toledo	5	2007-2011	15-40	.272
Mark Hutson^	1	2011	0-6	.000
Curtis Johnson	4	2012-2015	15-34	.306
Willie Fritz	5	2016-Present	29-33	.468



Henry Frnka



Chris Scelfo



Larry Smith

*includes forfeit // # Scelfo became head coach prior to the 1998 Liberty Bowl // ^ Hutson was interim head coach for the final six games of 2011

TULANE COACHING LEADERS

VICTORIES

	Coach	Years	Tenure	Pct.	Record
1.	Clark Shaughnessy	11	1915-20, 1922-26	.681	59-26-6
2.	Chris Scelfo	8	1998-2006	.394	37-57
3.	Bernie Bierman	5	1927-31	.771	36-10-2
	Red Dawson	6	1936-41	.644	36-19-4
5.	Henry E. Frnka	6	1946-51	.569	31-23-4
6.	Willie Fritz	5	2016-Present	.460	29-33
7.	Ted Cox	4	1932-35	.725	28-10-2
8.	Bennie Ellender	5	1971-75	.482	27-29
9.	Andy Pilney	8	1954-61	.350	25-49-6
10.	Jim Pittman	5	1966-70	.413	21-30-1
11.	Tommy Bowden	2	1997-98	.818	18-4
	Larry Smith	4	1976-79	.400	18-27
13.	Vince Gibson	3	1980-82	.500	17-17
14.	Curtis Johnson	4	2012-15	.306	15-34
	Bob Toledo	5	2007-11	.272	15-40
16.	Greg Davis	4	1988-91	.311	14-31
17.	Claude Simons Jr.	4	1942-45	.435	13-17-1
18.	Mack Brown	3	1985-87	.324	11-23
	Buddy Teevens	5	1992-96	.196	11-45

WINNING PERCENTAGE

	Coach	Years	Tenure	Record	Pct.
1.	H.T. Summersgill	2	1900-01	10-1	.909
2.	Tommy Bowden	2	1997-98	18-4	.818
3.	Bernie Bierman	5	1927-31	36-10-2	.771
4.	Joe Curtis	2	1907-08	10-3	.769
5.	Ted Cox	4	1932-35	28-10-2	.725
6.	Thomas Barry	1	1904	5-2	.714
7.	Clark Shaughnessy	11	1915-20, 1922-26	59-26-6	.681
8.	Lowell Dawson	6	1936-41	36-19-4	.644
9.	Harry Baum	1	1896	3-2	.600
10.	Henry E. Frnka	6	1946-51	31-23-4	.569
11.	Buster Brown	1	1909	4-3-2	.556
12.	E.R. Sweetland	1	1914	3-3-1	.550
13.	Vince Gibson	3	1980-82	17-17	.500
	T.L. Bayne	2	1893, 1895	4-4	.500
	Charles Eshleman	1	1903	2-2-1	.500
	John Lombard	1	1898	1-1	.500



ALL-TIME RECORDS VS. OPPONENTS

Opponent	Won	Lost	Tied	First Game	Last Game
Air Force	3	3	0	1967	1981
Alabama*	11	27	3	1894	2008
Alabama-Birmingham (UAB)	5	5	0	1999	2018
Alumni	2	0	0	1896	1902
Arkansas	0	4	0	1906	1980
Army	13	9	1	1953	2020
Auburn	17	15	6	1902	2019
Baylor	3	3	0	1908	1983
Birmingham-Southern	1	0	0	1930	
Boston College	7	7	0	1940	1993
Brigham Young	1	2	0	1998	2009
California	1	0	0	1960	
Camp Beauregard	1	0	0	1918	
Camp Benning	1	0	0	1922	
Camp Pike	0	1	0	1918	
Camp Shelby	1	0	0	1918	
Centenary	3	0	0	1914	1936
Central Florida (UCF)	2	8	0	2001	2020
Centre	2	3	0	1907	1921
Cincinnati	11	6	0	1909	2018
The Citadel	2	0	0	1953	1974
Clemson	6	4	0	1937	1981
Colgate	4	1	0	1933	1937
Colorado	1	0	0	1970	
Columbia	1	0	0	1939	
Connecticut	3	1	0	2014	2019
Cuba AC	0	1	0	1910	
Cumberland	0	1	0	1903	
Detroit	1	2	0	1920	1959
Drury	1	0	0	1907	
Duke	2	3	0	1964	2015
East Carolina	6	11	0	1991	2020
Florida	6	13	2	1915	1984
Florida A&M	1	0	0	2004	
Florida Atlantic	0	1	0	2013	2013
FIU	1	1	0	2017	2019
Florida State*	0	10	0	1983	1992
Fordham	1	1	0	1939	1940
Georgetown	0	1	0	1916	
Georgia	10	14	1	1919	1985
Georgia Navy Pre-Flight	2	0	0	1942	1943
Georgia Tech	13	37	0	1916	2015
Grambling State	1	0	0	2017	
Hawaii	1	3	0	1989	2011
Holy Cross	1	0	0	1951	
Houston	7	18	0	1968	2020
Illinois	1	0	0	1970	
Iowa State	1	3	0	1987	1992
Jackson State	1	0	0	2013	2013
Jefferson	6	0	0	1912	1919
Kansas	0	1	0	1958	
Kansas State	1	0	0	1988	
Kentucky	6	9	0	1910	1985
Louisiana College	4	0	0	1925	1952
Louisiana-Lafayette	23	6	0	1911	2018
Louisiana-Monroe (ULM)	3	1	0	2002	2013
LSU	23	68	7	1893	2009
Louisiana Tech	8	0	0	1904	2013
Louisville	2	9	0	1986	2004
Maine	1	0	0	2015	
Marion	1	0	0	1904	
Marquette	1	0	0	1957	
Marshall	0	4	0	2005	2010
Maryland	2	4	0	1933	1995
Massachusetts	1	0	0	2016	
McNeese State	1	0	0	2009	
Memphis	13	23	1	1954	2020
Memphis Navy	0	1	0	1943	
Mercer	1	0	0	1938	
Meridian AA	2	0	0	1901	1903
Miami (Fla.)	5	6	1	1951	1978
Miami (Ohio)	0	1	0	1967	
Michigan	0	3	0	1920	1972

Opponent	Won	Lost	Tied	First Game	Last Game
Millsaps	2	0	0	1900	1928
Minnesota	0	1	0	1935	
Mississippi*	28	43	0	1893	2012
Mississippi College	9	3	0	1911	1937
Mississippi State	26	30	2	1901	2007
Missouri	0	0	2	1925	1926
Missouri State	1	0	0	2019	2019
Mobile YMCA	0	1	0	1901	
Morgan State	0	0	0		
Navy	12	12	1	1949	2020
Nevada	1	1	0	1992	2020
New York University	1	1	0	1926	1941
Nicholls State	1	0	0	2018	
North Carolina	9	5	2	1922	1994
North Carolina State	1	0	0	1970	
North Texas	1	0	0	2013	2013
Northwestern	3	1	0	1925	1956
Northwestern State	6	0	0	1911	2003
Notre Dame	0	8	0	1944	1971
Ohio	1	1	0	1971	1972
Ohio State	0	1	0	2018	
Oklahoma	0	1	0	2017	2017
Penn State	0	1	0	1979	
Pensacola NAB	0	0	1	1918	
Pittsburgh	4	3	0	1969	1984
Rice	15	20	1	1916	2013
Richmond	1	0	0	1903	
Rutgers	2	5	0	1976	2014
Saint Louis	1	0	0	1913	
Saint Paul's	1	0	0	1915	
Samford	4	0	1	1906	1915
Santa Clara	1	0	0	1952	
Sewanee	13	6	0	1894	1939
Shreveport AA	0	1	0	1903	
South Alabama	1	1	0	2013	2020
South Carolina	3	0	0	1932	1963
South Florida (USF)	1	1	0	2017	2018
Southeastern Louisiana	7	0	0	1949	2014
Southern	3	0	0	2001	2016
Southern AC	1	1	1	1893	1900
Southern California	1	2	0	1932	1946
Southern Methodist (SMU)	13	14	0	1943	2020
Southern Mississippi	9	23	0	1979	2020
Spring Hill	8	0	0	1915	1931
Stanford	1	7	0	1961	1980
Syracuse	1	8	0	1975	2013
Tampa	0	1	0	1968	
Temple	2	4	0	1935	2020
Tennessee	1	4	0	1923	1967
Tennessee-Chattanooga	2	0	0	1934	1988
Texas	1	17	1	1894	2003
Texas-El Paso (UTEP)	4	5	0	2005	2013
Texas A&M	5	10	0	1899	1968
Texas Christian (TCU)	4	8	0	1978	2004
Texas-San Antonio (UTSA)	0	1	0	2013	2013
Texas State	1	1	0	1909	1913
Texas Tech	3	2	0	1958	1971
Tulsa	5	12	0	1968	2020
Vanderbilt	29	17	3	1902	1989
Vicksburg AC	1	0	0	1896	
Virginia	4	2	0	1949	1969
Virginia Military	5	0	0	1935	1973
Virginia Tech	4	5	0	1956	1989
Wake Forest	2	2	0	1959	2018
Washington	0	1	0	1987	
Washington Artillery	1	0	0	1917	
Washington (Mo.)	2	1	0	1908	1923
Washington and Lee	0	1	1	1911	1919
Washington State	1	0	0	1931	
West Virginia	2	4	0	1969	1979
Wichita State	0	1	0	1986	
William & Mary	2	1	0	1960	1993
Totals (1,222 games)	538	659	38		

Bold Italics denotes 2021 opponent
 *includes one or more NCAA-mandated forfeits



ALL-TIME SERIES RESULTS

Table with 2 columns: Team/Year and Score. Rows include Air Force from 10/21/1967 to 10/17/1981.

Table with 2 columns: Team/Year and Score. Rows include Alabama from 11/3/1894 to 9/6/2008.

Table with 2 columns: Team/Year and Score. Rows include Alabama-Birmingham (UAB) from 11/20/1999 to 9/15/2018.

Table with 2 columns: Team/Year and Score. Rows include Alumni from 10/17/1896 to 10/18/1902.

Table with 2 columns: Team/Year and Score. Rows include Arkansas from 11/24/1906 to 12/27/1980.

Table with 2 columns: Team/Year and Score. Rows include Army from 10/31/1953 to 11/14/2020.

Table with 2 columns: Team/Year and Score. Rows include Auburn from 10/25/1902 to 9/7/2019.

Table with 2 columns: Team/Year and Score. Rows include Baylor from 11/7/1908 to 10/29/1983.

Table with 2 columns: Team/Year and Score. Rows include Birmingham-Southern from 10/18/1930 to 10/18/1930.

Table with 2 columns: Team/Year and Score. Rows include Boston College from 9/28/1940 to 10/30/1982.

Table with 2 columns: Team/Year and Score. Rows include Brigham Young from 12/31/1998 to 9/12/2009.

Table with 2 columns: Team/Year and Score. Rows include California from 9/17/1960 to 9/17/1960.

Table with 2 columns: Team/Year and Score. Rows include Camp Beauregard from 11/9/1918 to 11/9/1918.

Table with 2 columns: Team/Year and Score. Rows include Camp Benning from 10/21/1922 to 10/21/1922.

Table with 2 columns: Team/Year and Score. Rows include Camp Pike from 11/16/1918 to 11/16/1918.

Table with 2 columns: Team/Year and Score. Rows include Camp Shelby from 11/2/1918 to 11/2/1918.

Table with 2 columns: Team/Year and Score. Rows include Centenary from 10/24/1914 to 10/10/1936.

Table with 2 columns: Team/Year and Score. Rows include Central Florida (UCF) from 9/22/2001 to 10/3/2015.

Table with 2 columns: Team/Year and Score. Rows include Centre from 11/5/2016 to 10/24/2020.

Table with 2 columns: Team/Year and Score. Rows include Centre from 11/5/1907 to 11/24/1921.

Table with 2 columns: Team/Year and Score. Rows include Cincinnati from 11/6/1909 to 10/6/2018.

Table with 2 columns: Team/Year and Score. Rows include Citadel from 9/19/1953 to 10/19/1974.

Table with 2 columns: Team/Year and Score. Rows include Clemson from 9/25/1937 to 9/12/1981.

Table with 2 columns: Team/Year and Score. Rows include Colgate from 11/4/1933 to 10/16/1937.

Table with 2 columns: Team/Year and Score. Rows include Colorado from 12/12/1970 to 12/12/1970.

Table with 2 columns: Team/Year and Score. Rows include Columbia from 11/18/1939 to 11/18/1939.

Table with 2 columns: Team/Year and Score. Rows include Connecticut from 10/11/2014 to 10/12/2019.

Table with 2 columns: Team/Year and Score. Rows include Cuba Athletic Club from 1/1/1910 to 1/1/1910.

Table with 2 columns: Team/Year and Score. Rows include Cumberland from 11/2/1906 to 11/2/1906.

Table with 2 columns: Team/Year and Score. Rows include Detroit from 12/4/1920 to 10/9/1959.

Table with 2 columns: Team/Year and Score. Rows include Drury from 11/18/1903 to 11/18/1903.

Table with 2 columns: Team/Year and Score. Rows include Duke from 11/28/1946 to 9/3/2015.

Table with 2 columns: Team/Year and Score. Rows include East Carolina from 11/2/1991 to 10/12/2013.

Table with 2 columns: Team/Year and Score. Rows include Florida from 11/22/2014 to 11/7/2020.

Table with 2 columns: Team/Year and Score. Rows include Florida from 11/18/1915 to 9/15/1984.

Table with 2 columns: Team/Year and Score. Rows include Florida A&M from 9/11/2004 to 9/11/2004.

Table with 2 columns: Team/Year and Score. Rows include Florida Atlantic (FAU) from 11/2/2013 to 11/2/2013.

Table with 2 columns: Team/Year and Score. Rows include Florida International (FIU) from 10/14/2017 to 8/29/2019.

Table with 2 columns: Team/Year and Score. Rows include Florida State from 9/17/1983 to 11/14/1992.

Table with 2 columns: Team/Year and Score. Rows include Fordham from 10/14/1939 to 10/12/1940.

Table with 2 columns: Team/Year and Score. Rows include Georgetown from 12/9/1916 to 12/9/1916.

Table with 2 columns: Team/Year and Score. Rows include Georgia from 11/15/1919 to 11/2/1985.

Table with 2 columns: Team/Year and Score. Rows include Georgia Navy Pre-Flight from 11/14/1942 to 10/30/1943.

Table with 2 columns: Team/Year and Score. Rows include Georgia Tech from 12/9/1916 to 10/27/1934.



11/13/1943.....	H.....	L, 0-33
11/11/1944.....	A.....	L, 7-34
11/10/1945.....	H.....	L, 7-41
11/16/1946.....	A.....	L, 7-35
10/4/1947.....	H.....	L, 0-20
10/2/1948.....	A.....	L, 7-13
10/1/1949.....	H.....	W, 18-0
10/11/1952.....	A.....	L, 0-14
10/10/1953.....	H.....	L, 13-27
9/18/1954.....	A.....	L, 0-28
10/27/1956.....	A.....	L, 0-40
10/26/1957.....	H.....	L, 13-20
10/4/1958.....	A.....	L, 0-14
10/24/1959.....	H.....	L, 13-21
10/22/1960.....	A.....	L, 6-14
10/28/1961.....	H.....	L, 0-35
10/27/1962.....	A.....	L, 12-42
10/26/1963.....	H.....	L, 3-17
10/24/1964.....	A.....	L, 6-7
10/9/1965.....	H.....	L, 10-13
10/22/1966.....	A.....	L, 17-35
10/28/1967.....	H.....	W, 23-12
10/26/1968.....	A.....	L, 19-23
11/8/1969.....	H.....	W, 14-7
10/24/1970.....	A.....	L, 6-20
10/23/1971.....	H.....	L, 16-24
10/28/1972.....	A.....	L, 7-21
10/27/1973.....	H.....	W, 23-14
10/26/1974.....	A.....	L, 7-27
10/25/1975.....	H.....	L, 0-23
10/23/1976.....	A.....	L, 16-28
10/22/1977.....	H.....	L, 14-38
10/23/1978.....	A.....	L, 17-27
10/27/1979.....	H.....	W, 12-7
10/25/1980.....	A.....	W, 31-14
10/24/1981.....	H.....	W, 27-10
10/9/1982.....	H.....	L, 13-19
9/6/2014.....	H.....	L, 21-38
9/12/2015.....	A.....	L, 10-65

Grambling State**1-0**

9/2/2017.....	H.....	W, 43-14
---------------	--------	----------

Hawaii**1-3**

9/2/1989.....	A.....	L, 26-31
12/2/1993.....	A.....	L, 17-56
12/25/2002.....	B.....	W, 36-28
11/26/2011.....	A.....	L, 23-35

Holy Cross**1-0**

10/13/1951.....	H.....	W, 20-14
-----------------	--------	----------

Houston**7-18**

9/14/1968.....	A.....	L, 7-54
12/29/1973.....	B.....	L, 7-47
11/2/1996.....	H.....	L, 17-20
11/22/1997.....	A.....	W, 44-10
11/21/1998.....	H.....	W, 48-20
11/6/1999.....	A.....	L, 31-36
11/4/2000.....	H.....	W, 41-23
9/7/2002.....	A.....	W, 34-13
10/11/2003.....	H.....	L, 42-45
10/30/2004.....	A.....	L, 3-24
10/8/2005.....	H.....	L, 14-35
9/9/2006.....	A.....	L, 7-45
9/15/2007.....	H.....	L, 10-34
11/8/2008.....	A.....	L, 14-42
10/17/2009.....	H.....	L, 16-44
9/25/2010.....	A.....	L, 23-42
11/10/2011.....	H.....	L, 17-73
11/24/2012.....	A.....	L, 17-40
11/8/2014.....	A.....	W, 31-24
10/16/2015.....	H.....	L, 7-42
11/12/2016.....	A.....	L, 18-30
11/18/2017.....	H.....	W, 20-17
11/15/2018.....	A.....	L, 17-48
9/19/2019.....	H.....	W, 38-31
10/8/2020.....	A.....	L, 31-49

Illinois**1-0**

9/26/1970.....	A.....	W, 23-9
----------------	--------	---------

Iowa State**1-3**

9/12/1987.....	H.....	W, 25-12
9/10/1988.....	A.....	L, 13-30
9/30/1989.....	H.....	L, 24-25
9/19/1992.....	A.....	L, 14-38

Jackson State**1-0**

8/31/2013.....	H.....	W, 34-7
----------------	--------	---------

Jefferson**6-0**

10/8/1912.....	H.....	W, 37-0
10/11/1913.....	H.....	W, 13-0
10/27/1914.....	H.....	W, 24-7
10/21/1916.....	H.....	W, 39-3
10/6/1917.....	H.....	W, 32-0
10/4/1919.....	H.....	W, 27-0

Kansas	0-1
10/25/1958.....	A.....L, 9-14

Kansas State**1-0**

9/17/1988.....	H.....	W, 20-16
----------------	--------	----------

Kentucky**6-9**

10/29/1910.....	A.....	L, 3-10
11/12/1932.....	A.....	W, 6-3
11/18/1933.....	H.....	W, 34-0
11/17/1934.....	A.....	W, 20-7
11/16/1935.....	H.....	W, 20-13
11/10/1951.....	H.....	L, 0-37
11/8/1952.....	A.....	L, 6-27
11/4/1972.....	H.....	W, 18-7
11/3/1973.....	A.....	L, 7-34
11/2/1974.....	H.....	L, 7-30
11/1/1975.....	A.....	L, 10-23
11/1/1980.....	H.....	W, 24-22
9/24/1983.....	A.....	L, 14-26
9/22/1984.....	H.....	L, 26-30
9/21/1985.....	A.....	L, 11-16

Louisiana College**4-0**

9/26/1925.....	H.....	W, 77-0
11/24/1928.....	H.....	W, 47-7
10/7/1950.....	H.....	W, 64-0
11/22/1952.....	H.....	W, 46-14

Louisiana-Lafayette**23-6**

10/18/1911.....	H.....	W, 27-0
10/12/1912.....	H.....	W, 95-0
10/17/1914.....	H.....	W, 33-0
10/19/1915.....	H.....	W, 13-0
11/28/1918.....	H.....	W, 74-0
10/11/1919.....	H.....	W, 73-0
10/2/1920.....	H.....	W, 79-0
9/29/1923.....	H.....	W, 20-2
9/27/1924.....	H.....	W, 14-0
10/19/1929.....	H.....	W, 60-0
9/27/1930.....	H.....	W, 84-0
9/14/1974.....	H.....	W, 17-16
10/15/1983.....	H.....	W, 17-15
11/9/1985.....	H.....	W, 27-17
11/1/1986.....	H.....	W, 42-39
11/14/1987.....	H.....	W, 38-10
10/29/1988.....	H.....	L, 34-51
9/16/1989.....	H.....	W, 17-10
9/1/1990.....	H.....	L, 6-48
10/9/1993.....	H.....	L, 15-36
10/28/1995.....	H.....	L, 28-32
11/1/1997.....	A.....	W, 56-0
10/31/1998.....	H.....	W, 72-20
10/16/1999.....	H.....	W, 48-32
10/7/2000.....	A.....	W, 38-37
10/6/2012.....	A.....	L, 13-41
12/21/2013.....	B.....	L, 21-24
10/24/2016.....	H.....	W(ot), 41-39
12/15/2018.....	B.....	W, 41-24

Louisiana-Monroe (ULM)**3-1**

10/5/2002.....	A.....	W, 52-9
9/20/2008.....	H.....	W, 24-10
9/29/2012.....	H.....	L, 10-63
9/28/2013.....	A.....	W, 31-14

Louisiana State (LSU)**23-68-7**

11/25/1893.....	H.....	W, 34-0
10/26/1895.....	A.....	L, 4-8
10/24/1896.....	H.....	L, 0-6
12/14/1898.....	A.....	L, 0-37
12/8/1899.....	A.....	L, 0-38
11/17/1900.....	H.....	W, 29-0
11/16/1901.....	H.....	W, 22-0
11/19/1904.....	H.....	W, 5-0
11/25/1905.....	H.....	L, 0-5
12/9/1911.....	A.....	L, 0-6
11/28/1912.....	H.....	L, 3-21
11/22/1913.....	A.....	L, 0-40
11/26/1914.....	H.....	T, 0-0
11/25/1915.....	A.....	L, 0-12
11/30/1916.....	H.....	T, 14-14
11/29/1917.....	A.....	W, 28-6
11/22/1919.....	H.....	L, 6-27
11/25/1920.....	A.....	W, 21-0
11/19/1921.....	H.....	W, 21-0
11/30/1922.....	A.....	L, 14-25
11/24/1923.....	H.....	W, 20-0
11/27/1924.....	A.....	W, 13-0
11/21/1925.....	A.....	W, 16-0
11/25/1926.....	H.....	L, 0-7
11/24/1927.....	A.....	W, 13-6
11/29/1928.....	H.....	T, 0-0
11/28/1929.....	A.....	W, 21-0
11/27/1930.....	H.....	W, 12-7
11/28/1931.....	H.....	W, 34-7
11/26/1932.....	A.....	L, 0-14
12/2/1933.....	H.....	T, 7-7
12/2/1934.....	A.....	W, 13-12
11/30/1935.....	H.....	L, 0-41

11/28/1936.....	A.....	L, 0-33
11/27/1937.....	H.....	L, 7-20
11/26/1938.....	H.....	W, 14-0
12/2/1939.....	H.....	W, 33-20
11/30/1940.....	A.....	L, 0-14
11/29/1941.....	H.....	L, 0-19
11/26/1942.....	A.....	L, 6-18
11/20/1943.....	H.....	W, 27-0
12/2/1944.....	A.....	L, 6-25
12/1/1945.....	H.....	L, 0-33
11/30/1946.....	A.....	L, 27-41
12/6/1947.....	H.....	T, 6-6
11/27/1948.....	A.....	W, 46-0
11/26/1949.....	H.....	L, 0-21
12/2/1950.....	H.....	T, 14-14
12/1/1951.....	A.....	L, 13-14
11/29/1952.....	H.....	L, 0-16
11/28/1953.....	A.....	L, 13-32
11/27/1954.....	H.....	L, 13-14
11/26/1955.....	A.....	T, 13-13
12/1/1956.....	H.....	L, 6-7
11/30/1957.....	A.....	L, 6-25
11/22/1958.....	H.....	L, 0-62
11/21/1959.....	A.....	L, 6-14
11/26/1960.....	H.....	L, 6-17
11/25/1961.....	A.....	L, 0-62
11/24/1962.....	H.....	L, 3-38
11/23/1963.....	A.....	L, 0-20
11/21/1964.....	H.....	L, 3-13
11/20/1965.....	A.....	L, 0-62
11/19/1966.....	H.....	L, 7-21
11/25/1967.....	A.....	L, 27-41
11/23/1968.....	H.....	L, 10-34
11/22/1969.....	A.....	L, 0-27
11/28/1970.....	H.....	L, 14-26
11/27/1971.....	A.....	L, 7-36
12/4/1972.....	H.....	L, 3-9
12/1/1973.....	H.....	W, 14-0
11/23/1974.....	A.....	L, 22-24
11/22/1975.....	H.....	L, 6-42
11/20/1976.....	A.....	L, 7-17
11/19/1977.....	H.....	L, 17-20
11/25/1978.....	A.....	L, 21-40
11/17/1979.....	H.....	W, 24-13
11/22/1980.....	A.....	L, 7-24
11/28/1981.....	H.....	W, 48-7
11/27/1982.....	A.....	W, 31-28
11/24/1983.....	H.....	L, 7-20
11/24/1984.....	A.....	L, 15-33
11/30/1985.....	H.....	L, 19-31
11/29/1986.....	A.....	L, 17-37
11/21/1987.....	H.....	L, 36-41
11/26/1988.....	A.....	L, 14-44
11/25/1989.....	H.....	L, 7-27
11/24/1990.....	A.....	L, 13-16
11/23/1991.....	H.....	L, 20-39
11/21/1992.....	A.....	L, 12-24
11/20/1993.....	A.....	L, 10-24
11/19/1994.....	H.....	L, 25-49
11/23/1996.....	A.....	L, 17-35
9/1/2001.....	A.....	L, 17-48
9/23/2006.....	A.....	L, 7-49
9/29/2007.....	H.....	L, 9-34
11/1/2008.....	A.....	L, 10-35
10/31/2009.....	A.....	L, 0-41

Louisiana Tech**8-0**

10/23/1904.....	H.....	W, 11-0
10/20/1923.....	H.....	W, 13-7
10/11/1924.....	H.....	W, 42-12
11/7/1925.....	H.....	W, 37-9
9/25/1926.....	H.....	W, 40-0
10/31/1936.....	H.....	W, 22-13
11/26/1998.....	H.....	W, 63-30
9/13/2013.....	A.....	W, 24-15

Louisville**2-9**

11/8/1986.....	H.....	L, 12-23
9/5/1987.....	A.....	L, 40-42
10/22/1988.....	H.....	L, 35-38
11/4/1995.....	A.....	L, 14-34
10/12/1996.....	H.....	L, 20-23
10/11/1997.....	A.....	W, 64-33
10/17/1998.....	H.....	W, 28-22
10/28/2000.....	A.....	L, 32-35
11/3/2001.....	H.....	L, 7-52
10/17/2003.....	A.....	L, 28-47
12/4/2004.....	H.....	L, 7-55

Maine**1-0**

9/19/2015.....	H.....	W, 38-7
----------------	--------	---------

Marion Mill Institute**1-0**

11/5/1904.....	A.....	W, 10-0
----------------	--------	---------

Marquette**1-0**

10/5/1957.....	A.....	W, 20-6
----------------	--------	---------

Marshall	0-4
10/29/2005.....	H.....L, 26-27



Mississippi	28-43
12/2/1893.....	H.....L, 4-12
11/29/1894.....	H.....L, 2-8
11/28/1895.....	H.....W, 28-4
11/26/1896.....	H.....W, 10-0
12/12/1898.....	H.....W, 14-9
11/30/1899.....	H.....L, 0-15
11/29/1900.....	H.....W, 12-0
11/28/1901.....	H.....W, 25-11
11/27/1902.....	H.....L, 0-10
11/24/1904.....	H.....W, 22-0
11/3/1906.....	H.....L, 0-17
10/31/1908.....	H.....W, 10-0
10/16/1909.....	H.....W, 5-0
10/13/1910.....	H.....L, 0-16
11/7/1914.....	H.....L, 6-20
10/25/1919.....	N.....W, 27-12
10/23/1920.....	H.....W, 32-0
10/8/1921.....	H.....W, 26-0
11/17/1923.....	H.....W, 19-0
10/10/1925.....	H.....W, 26-7
10/30/1926.....	H.....W, 6-0
10/1/1927.....	H.....W, 19-7
9/26/1931.....	H.....W, 31-0
11/3/1934.....	H.....W, 15-0
9/26/1936.....	H.....W, 7-6
10/30/1937.....	H.....W, 14-7
10/28/1939.....	H.....W, 18-6
10/25/1941.....	H.....L, 13-20
10/18/1947.....	H.....L, 14-27
10/16/1948.....	H.....W, 20-7
10/21/1950.....	H.....W, 27-20
10/20/1951.....	A.....L, 6-25
10/18/1952.....	H.....L, 14-20
10/17/1953.....	H.....L, 14-45
10/16/1954.....	A.....L, 7-34
10/15/1955.....	H.....L, 13-27
10/20/1956.....	A.....W, 10-3
10/18/1957.....	H.....L, 0-50
10/11/1958.....	H.....L, 8-19
10/17/1959.....	A.....L, 7-53
10/15/1960.....	H.....L, 13-26
10/21/1961.....	A.....L, 0-41
10/20/1962.....	A.....L, 0-21
10/19/1963.....	H.....L, 0-21
10/17/1964.....	H.....L, 9-14
10/16/1965.....	A.....L, 7-24
11/30/1974.....	H.....L, 10-26
9/20/1975.....	H.....W, 14-3
9/18/1976.....	A.....L, 7-34
11/1/1978.....	A.....L, 3-13
11/10/1979.....	H.....W, 49-15
9/27/1980.....	A.....W, 26-24
9/5/1981.....	H.....L, 18-19
11/6/1982.....	A.....L, 14-45
9/10/1983.....	H.....L(f), 27-23
9/29/1984.....	A.....L, 14-19
9/28/1985.....	H.....L, 10-27
9/27/1986.....	A.....L, 10-35
9/26/1987.....	H.....W, 31-24
11/5/1988.....	A.....W, 14-9
10/21/1989.....	H.....L, 28-32
9/29/1990.....	A.....L, 21-31
8/31/1991.....	H.....L, 3-22
9/12/1992.....	A.....L, 9-35
11/12/1994.....	H.....L, 0-38
10/7/1995.....	A.....L, 17-20
11/15/1997.....	H.....L, 24-41
10/9/1999.....	A.....L, 13-20
9/2/2000.....	A.....L, 20-49
9/11/2010.....	H.....L, 13-27
9/22/2012.....	H.....L, 0-39

Mississippi College	9-3
10/12/1911.....	H.....W, 10-0
10/19/1912.....	H.....W, 19-6
10/18/1913.....	H.....L, 3-32
10/30/1915.....	H.....L, 6-20
10/27/1916.....	A.....W, 13-3
11/1/1919.....	N.....W, 49-0
10/9/1920.....	H.....W, 29-0
10/1/1921.....	H.....L, 0-14
10/7/1922.....	H.....W, 30-0
10/6/1923.....	H.....W, 18-3
10/4/1924.....	H.....W, 32-7
10/9/1937.....	H.....W, 84-0

Mississippi State	26-30-2
11/9/1901.....	H.....W, 24-6
11/1/1902.....	H.....T, 11-11
12/5/1903.....	H.....T, 0-0
10/29/1904.....	H.....W, 10-0
11/14/1908.....	H.....W, 23-0
10/30/1909.....	H.....W, 2-0
11/5/1910.....	H.....L, 0-10
11/20/1911.....	A.....W, 6-4
11/9/1912.....	H.....W, 27-24
11/8/1913.....	A.....L, 0-32
11/4/1914.....	A.....L, 0-61
11/13/1920.....	H.....W, 6-0
10/22/1921.....	H.....W, 7-0
10/28/1922.....	H.....W, 26-0
11/1/1924.....	H.....L, 6-14
10/17/1925.....	H.....W, 25-3
11/6/1926.....	A.....L, 0-14

10/15/1927.....	H.....L, 6-13
10/6/1928.....	A.....W, 51-6
10/12/1929.....	H.....W, 34-0
11/1/1930.....	H.....W, 53-0
10/31/1931.....	H.....W, 59-7
11/11/1933.....	H.....W, 33-0
10/29/1938.....	H.....W, 27-0
11/7/1942.....	H.....L, 0-7
11/3/1945.....	H.....W, 14-13
10/26/1946.....	H.....L, 7-14
11/1/1947.....	H.....L, 0-20
10/30/1948.....	H.....W, 9-0
10/29/1949.....	H.....W, 54-6
11/3/1951.....	H.....L, 7-10
11/1/1952.....	H.....W, 34-21
11/7/1953.....	H.....L, 0-21
10/9/1954.....	H.....L, 0-14
10/8/1955.....	H.....L, 0-14
11/3/1956.....	H.....W, 20-14
11/2/1957.....	H.....L, 6-27
10/12/1962.....	H.....L, 6-35
10/12/1963.....	A.....L, 10-31
10/10/1964.....	A.....L, 6-17
10/22/1965.....	H.....W, 17-15
9/4/1982.....	H.....L, 21-30
9/3/1983.....	A.....L, 9-14
9/1/1984.....	H.....L, 3-30
10/19/1985.....	A.....L, 27-31
10/18/1986.....	H.....L, 27-34
11/7/1987.....	A.....W, 30-19
11/19/1988.....	H.....W, 27-22
11/11/1989.....	A.....L, 7-27
10/20/1990.....	H.....L, 17-38
9/14/1991.....	A.....L, 0-48
9/25/1993.....	H.....L, 10-36
10/22/1994.....	A.....L, 22-66
9/13/2003.....	H.....W, 31-28
9/4/2004.....	H.....L, 7-28
9/17/2005.....	H.....L, 14-21
9/16/2006.....	A.....W, 32-29
9/8/2007.....	H.....L, 17-38

Missouri	0-0-2
10/3/1925.....	H.....T, 6-6
10/2/1926.....	A.....T, 0-0

Central Missouri	1-0
9/14/2019.....	H.....W, 58-6

Mobile YMCA	0-1
10/26/1901.....	A.....L, 0-2

Navy	12-12-1
11/5/1949.....	H.....T, 21-21
11/11/1950.....	A.....W, 27-0
10/13/1956.....	H.....W, 21-6
10/18/1958.....	A.....W, 14-6
11/10/1973.....	H.....W, 17-15
11/9/1991.....	H.....W, 34-7
11/7/1992.....	A.....L, 17-20
10/2/1993.....	H.....W, 27-25
11/5/1994.....	H.....L, 15-17
11/18/1995.....	A.....L, 7-35
11/16/1996.....	A.....L, 21-35
9/26/1998.....	H.....W, 42-24
11/13/1999.....	A.....L, 21-45
11/11/2000.....	H.....W, 50-38
11/10/2001.....	H.....W, 42-28
10/26/2002.....	H.....W, 51-30
11/1/2003.....	A.....L, 17-35
11/6/2004.....	H.....W, 42-10
11/5/2005.....	A.....L, 21-49
10/24/2015.....	A.....L, 14-31
10/17/2016.....	H.....L, 14-21
9/9/2017.....	A.....L, 21-23
11/24/2018.....	H.....W, 29-28
10/26/2019.....	A.....L, 38-41
9/19/2020.....	H.....L, 24-27

Nevada	1-0
9/26/1992.....	H.....W, 34-17

New Orleans YMCA*	1-0
11/2/1901.....	H.....W, 23-0

New York	1-1
10/16/1926.....	A.....L, 0-21
11/15/1941.....	A.....W, 45-0

Nicholls	1-0
9/8/2018.....	H.....W, 42-17

North Carolina	9-5-2
11/4/1922.....	H.....L, 12-19
10/24/1936.....	H.....W, 21-7
10/23/1937.....	A.....L, 0-13
10/8/1938.....	A.....W, 17-14
10/21/1939.....	H.....T, 14-14
10/26/1940.....	H.....W, 14-13
10/18/1941.....	H.....W, 52-6
10/24/1942.....	H.....W, 29-14
10/2/1954.....	H.....T, 7-7
9/30/1967.....	A.....W, 36-11
10/17/1970.....	H.....W, 24-17
10/9/1971.....	A.....W, 37-29

10/20/1973.....	H.....W, 16-0
11/15/1975.....	H.....L, 15-17
11/13/1993.....	H.....L, 10-42
9/17/1994.....	A.....L, 0-49

North Carolina State	1-0
11/21/1970.....	H.....W, 31-0

North Texas	1-0
10/5/2013.....	H.....W, 24-21

Northwestern	3-1
10/24/1925.....	A.....W, 18-7
10/4/1930.....	A.....L, 0-14
10/1/1955.....	H.....W, 21-0
10/6/1956.....	A.....W, 20-13

Northwestern State	6-0
10/21/1911.....	H.....W, 45-0
9/29/1928.....	A.....W, 65-0
9/28/1929.....	H.....W, 40-6
11/23/1935.....	H.....W, 13-0
11/23/1940.....	H.....W, 47-0
9/6/2003.....	H.....W(ot), 27-24

Notre Dame	0-8
10/7/1944.....	A.....L, 0-26
11/24/1945.....	H.....L, 6-21
11/23/1946.....	H.....L, 0-41
11/22/1947.....	H.....L, 6-59
10/15/1949.....	A.....L, 7-46
10/14/1950.....	H.....L, 9-13
10/25/1969.....	A.....L, 0-37
11/13/1971.....	A.....L, 7-21

Ohio	1-1
11/6/1971.....	H.....L, 7-30
11/11/1972.....	H.....W, 44-6

Ohio State	0-1
9/22/2018.....	A.....L, 6-49

Oklahoma	0-1
9/16/2017.....	A.....L, 14-56

Penn State	0-1
12/22/1979.....	B.....L, 6-9

Pensacola NAB	0-0-1
11/23/1918.....	H.....T, 0-0

Pittsburgh	4-3
10/18/1969.....	A.....W, 26-22
10/16/1971.....	H.....W, 33-8
10/7/1972.....	H.....W, 38-6
10/6/1973.....	A.....W, 24-6
10/29/1977.....	A.....L, 0-48
9/16/1977.....	H.....L, 6-24
11/10/1984.....	A.....L, 10-21

Rice	15-20-1
11/11/1916.....	A.....L, 13-23
11/17/1917.....	H.....L, 0-16
10/16/1920.....	H.....T, 0-0
10/15/1921.....	A.....W, 7-6
10/15/1938.....	H.....W, 26-17
10/19/1940.....	H.....W, 15-6
10/11/1941.....	A.....L, 9-10
10/10/1942.....	H.....W, 18-7
10/9/1943.....	A.....W, 33-0
10/14/1944.....	H.....W, 21-0
10/13/1945.....	A.....L, 7-13
10/12/1946.....	H.....L, 6-25
10/11/1947.....	A.....L, 0-3
10/1/1960.....	A.....L, 7-10
9/25/1971.....	A.....L, 11-14
9/15/1979.....	A.....L, 17-21
9/20/1980.....	H.....W, 35-14
10/3/1981.....	A.....L, 16-20
9/18/1982.....	H.....W, 30-6
9/9/1989.....	H.....W, 20-19
9/8/1990.....	A.....W, 21-10
9/21/1991.....	H.....L, 19-28
9/11/1993.....	A.....L, 0-34
9/10/1994.....	A.....W, 15-13
9/16/1995.....	A.....W, 17-15
9/14/1996.....	H.....L, 14-21
9/13/1997.....	H.....L, 24-30
11/12/2005.....	A.....L, 34-42
10/7/2006.....	H.....W, 38-24
11/17/2007.....	A.....W, 45-31
10/25/2008.....	H.....L, 17-42
11/14/2009.....	A.....L, 20-28
11/13/2010.....	H.....W, 54-49
11/19/2011.....	A.....L, 7-19
11/3/2012.....	H.....L, 47-49
11/30/2013.....	A.....L, 13-17

Richmond	1-0
11/26/1903.....	H.....W, 18-5

Rutgers	2-5
11/13/1976.....	H.....L, 20-29
11/12/1977.....	A.....L, 8-47
11/11/1995.....	H.....L, 40-45
10/24/1998.....	A.....W, 52-24
10/2/2010.....	A.....W, 17-14
9/1/2012.....	H.....L, 12-24
9/27/2014.....	A.....L, 6-31

Saint Louis	1-0
11/1/1913.....	A.....W, 12-6

Saint Paul	1-0
9/25/1915.....	U.....W, 24-0

Samford	4-0-1
10/27/1906.....	H.....T, 0-0
10/26/1907.....	H.....W, 13-0
10/28/1911.....	H.....W, 10-0
10/26/1912.....	H.....W, 35-0
11/13/1915.....	H.....W, 32-3

Santa Clara	1-0
10/4/1952.....	H.....W, 35-0

Sewanee	13-6
11/17/1894.....	H.....L, 6-12
11/11/1899.....	H.....L, 0-23
11/12/1904.....	H.....L, 0-18
11/10/1906.....	H.....L, 0-35
11/4/1911.....	H.....L, 3-9
11/14/1925.....	H.....W, 14-0
11/13/1926.....	A.....W, 19-7
11/12/1927.....	A.....L, 6-12
11/17/1928.....	H.....W, 41-6
11/16/1929.....	H.....W, 18-0
11/21/1931.....	H.....W, 40-0
11/19/1932.....	H.....W, 26-9
11/25/1933.....	H.....W, 26-9
11/24/1934.....	H.....W, 32-0
10/26/1935.....	H.....W, 33-0
11/21/1936.....	H.....W, 53-6
11/20/1937.....	H.....W, 13-7
11/19/1938.....	H.....W, 38-0
11/25/1939.....	H.....W, 52-0

Shreveport Athletic Association	0-1
11/7/1903.....	H.....L, 0-23

South Alabama	1-1
9/7/2013.....	H.....L, 39-41
9/12/2020.....	A.....W, 27-24

South Carolina	3-0
10/29/1932.....	H.....W, 6-0
10/9/1948.....	H.....W, 14-0
11/2/1963.....	A.....W, 20-7

Southeastern Louisiana	7-0
10/8/1949.....	H.....W, 40-0
11/24/1951.....	H.....W, 48-7
10/1/2005.....	H.....W, 28-21
9/22/2007.....	H.....W, 35-27
9/2/2010.....	H.....W, 27-21
9/3/2011.....	H.....W, 47-33
9/13/2014.....	H.....W, 35-20

Southern</



11/5/2011.....	A.....	L, 24-45
10/13/2012.....	H.....	W, 27-26
11/21/2015.....	A.....	L, 21-49
10/29/2016.....	H.....	L, 31-35
11/25/2017.....	A.....	L, 38-41
10/20/2018.....	H.....	L, 23-37
11/30/2019.....	A.....	L, 20-37
10/16/2020.....	H.....	L, 34-37

Southern Mississippi 9-23

10/13/1979.....	A.....	W, 20-19
9/6/1980.....	H.....	L, 14-17
9/19/1981.....	A.....	L, 3-21
10/16/1982.....	H.....	L, 10-22
10/22/1983.....	A.....	W, 14-7
10/13/1984.....	H.....	W, 35-7
11/23/1985.....	A.....	L, 6-24
10/25/1986.....	H.....	W, 35-20
9/19/1987.....	A.....	L, 24-31
10/8/1988.....	H.....	L, 13-38
10/7/1989.....	A.....	L, 21-30
10/13/1990.....	H.....	L, 14-20
10/19/1991.....	A.....	L, 14-47
10/17/1992.....	H.....	L, 7-17
11/6/1993.....	A.....	W, 17-15
9/3/1994.....	H.....	L, 10-25
9/30/1995.....	A.....	L, 0-45
10/26/1996.....	H.....	L, 28-31
10/25/1997.....	A.....	L, 13-34
10/3/1998.....	H.....	W, 21-7
9/6/1999.....	A.....	L, 14-48
10/14/2000.....	H.....	L, 24-56
11/17/2001.....	A.....	L, 6-59
11/23/2002.....	H.....	W, 31-10
11/15/2003.....	A.....	L, 14-28
9/25/2004.....	H.....	L, 14-32
11/26/2005.....	A.....	L, 7-26
11/11/2006.....	H.....	L, 3-31
10/24/2009.....	A.....	L, 6-43
11/6/2010.....	H.....	L, 30-46
1/4/2020.....	N.....	W, 30-13
9/26/2020.....	A.....	W, 66-24

Spring Hill 8-0

10/16/1915.....	H.....	W, 36-13
10/14/1916.....	H.....	W, 14-0
10/13/1917.....	H.....	W, 28-0
11/13/1918.....	H.....	W, 32-0
10/18/1919.....	A.....	W, 21-0
10/14/1922.....	H.....	W, 30-10
10/25/1924.....	H.....	W, 33-0
10/10/1931.....	H.....	W, 40-0

Stanford 1-7

9/23/1961.....	A.....	L, 7-9
9/21/1962.....	H.....	L, 3-6
11/6/1965.....	H.....	L, 0-16
10/1/1966.....	A.....	L, 14-33
10/17/1977.....	H.....	L, 17-21
9/30/1978.....	A.....	L, 14-17
9/8/1979.....	H.....	W, 33-10
9/13/1980.....	A.....	L, 14-19

Syracuse 1-8

9/27/1975.....	H.....	L, 13-31
10/9/1976.....	A.....	L, 0-3
11/10/1990.....	A.....	W, 26-24
9/28/1991.....	H.....	L, 0-24
11/9/1996.....	H.....	L, 7-31
9/20/1997.....	A.....	L, 19-30
10/2/1999.....	A.....	L, 17-47
10/8/2011.....	H.....	L, 34-37
9/21/2013.....	A.....	L, 17-52

Tampa 0-1

10/5/1968.....	H.....	L, 14-17
----------------	--------	----------

Temple 1-4

1/1/1934.....	B.....	W, 20-14
12/6/2014.....	H.....	L, 3-10
10/10/2015.....	A.....	L, 10-49
11/29/2016.....	H.....	L, 0-31
11/16/2019.....	A.....	L, 21-29

Tennessee 2-4

11/3/1923.....	A.....	L, 2-13
11/15/1924.....	H.....	W, 26-7
11/10/1962.....	A.....	L, 16-28
11/9/1963.....	H.....	L, 0-26
11/11/1967.....	A.....	L, 14-35
10/31/2020.....	H.....	W, 38-3

Tennessee- Chattanooga 2-0

9/29/1934.....	H.....	W, 41-0
9/3/1988.....	H.....	W, 33-19

Texas 1-17-1

10/27/1894.....	A.....	L, 0-12
11/23/1895.....	A.....	L, 0-16
11/14/1896.....	H.....	L, 4-12
11/20/1899.....	H.....	L, 0-11
11/25/1899.....	A.....	L, 0-32
11/22/1902.....	H.....	L, 0-6
11/18/1908.....	A.....	W, 28-15
11/13/1909.....	H.....	T, 10-10

10/13/1923.....	A.....	L, 0-33
9/24/1955.....	A.....	L, 21-35
9/29/1956.....	H.....	L, 6-7
9/28/1957.....	H.....	L, 6-20
9/26/1958.....	H.....	L, 20-21
10/6/1962.....	A.....	L, 8-35
9/20/1963.....	H.....	L, 0-21
9/19/1964.....	A.....	L, 0-31
9/17/1965.....	A.....	L, 0-31
9/28/2002.....	H.....	L, 0-49
9/27/2003.....	A.....	L, 18-63

Texas A&M 5-10

11/27/1899.....	A.....	L, 0-22
11/8/1902.....	A.....	L, 5-17
11/17/1906.....	H.....	L, 0-18
11/16/1907.....	H.....	L, 6-18
1/24/1910.....	A.....	L, 0-17
11/19/1912.....	A.....	L, 0-41
11/2/1917.....	H.....	L, 0-35
10/5/1929.....	H.....	W, 13-10
10/11/1930.....	A.....	W, 19-9
10/3/1931.....	H.....	W, 7-0
10/1/1932.....	H.....	W, 26-14
9/29/1933.....	H.....	L, 6-13
1/1/1940.....	B.....	L, 13-14
9/24/1966.....	H.....	W, 21-13
9/28/1968.....	H.....	L, 3-35

Texas Christian (TCU) 4-8

10/21/1978.....	H.....	L, 7-13
9/22/1979.....	A.....	W, 33-19
9/14/1985.....	A.....	L, 13-30
9/13/1986.....	H.....	L, 31-48
10/16/1993.....	A.....	L, 7-14
10/15/1994.....	H.....	L, 28-30
10/21/1995.....	A.....	L, 11-16
10/5/1996.....	H.....	W, 35-7
10/13/2001.....	H.....	W, 48-22
11/9/2002.....	A.....	L, 10-17
9/1/2003.....	H.....	L, 35-38
11/27/2004.....	A.....	W, 35-31

UTEP 4-5

10/14/2005.....	H.....	L, 21-45
10/14/2006.....	A.....	L, 20-34
11/10/2007.....	H.....	W, 34-19
10/11/2008.....	A.....	L, 21-24
11/7/2009.....	H.....	W(ot), 45-38
10/23/2010.....	A.....	W, 34-24
10/15/2011.....	H.....	L, 7-44
10/20/2012.....	A.....	L, 20-24
11/23/2013.....	H.....	W, 45-3

Texas-San Antonio 0-1

11/9/2013.....	A.....	L, 7-10
----------------	--------	---------

Texas State 1-1

11/25/1909.....	H.....	L, 0-18
11/15/1913.....	H.....	W, 31-9

Texas Tech 3-2

10/31/1958.....	H.....	W, 27-0
10/30/1959.....	H.....	W, 17-7
11/5/1960.....	A.....	L, 21-35
9/12/1970.....	A.....	L, 14-21
9/11/1971.....	H.....	W, 15-9

Tulsa 5-12

11/9/1968.....	H.....	W, 25-15
11/19/2005.....	H.....	L, 14-38
11/24/2006.....	A.....	L, 3-38
11/3/2007.....	H.....	L, 25-49
11/22/2008.....	A.....	L, 7-56
9/4/2009.....	H.....	L, 13-37
10/16/2010.....	A.....	L, 24-52
9/10/2011.....	H.....	L, 3-31
9/8/2012.....	A.....	L, 10-45
10/26/2013.....	H.....	W, 14-7
8/28/2014.....	A.....	L(ot), 31-38
11/27/2015.....	H.....	L, 34-45
10/22/2016.....	A.....	L, 27-50
10/7/2017.....	H.....	W, 62-28
10/27/2018.....	A.....	W, 24-17
11/2/2019.....	H.....	W, 38-26
11/19/2020.....	A.....	L(2ot), 24-30

Vanderbilt 29-17-3

11/15/1902.....	H.....	L, 5-23
10/27/1923.....	H.....	L, 0-17
10/18/1924.....	H.....	W, 21-13
10/22/1927.....	A.....	L, 0-32
10/20/1928.....	H.....	L, 6-13
10/17/1931.....	A.....	W, 19-0
10/15/1932.....	H.....	T, 6-6
11/1/1941.....	A.....	W, 34-14
10/31/1942.....	H.....	W, 28-21
11/12/1949.....	A.....	W, 41-14
11/18/1950.....	H.....	W, 35-6
11/17/1951.....	A.....	W, 14-10
11/15/1952.....	H.....	W, 16-7
11/14/1953.....	H.....	L, 7-21
11/13/1954.....	A.....	W, 6-0
11/12/1955.....	H.....	L, 7-20
11/17/1956.....	A.....	W, 13-6

11/15/1958.....	A.....	L, 0-12
11/14/1959.....	H.....	T, 6-6
11/19/1960.....	A.....	W, 20-0
11/17/1961.....	H.....	W, 17-14
11/17/1962.....	A.....	L, 0-20
11/16/1963.....	H.....	T, 10-10
11/14/1964.....	A.....	W, 7-2
10/30/1965.....	H.....	L, 0-13
10/29/1966.....	A.....	W, 13-12
11/4/1967.....	H.....	W, 27-14
11/2/1968.....	A.....	L, 7-21
11/1/1969.....	H.....	L, 23-26
10/31/1970.....	A.....	W, 10-7
10/30/1971.....	H.....	L, 9-13
11/18/1972.....	A.....	W, 21-7
11/17/1973.....	H.....	W, 24-3
11/16/1974.....	A.....	L, 22-30
10/4/1975.....	H.....	L, 3-6
10/2/1976.....	A.....	W, 24-13
10/1/1977.....	H.....	W, 36-7
11/7/1978.....	A.....	W, 38-3
10/6/1979.....	H.....	W, 42-14
10/11/1980.....	A.....	W, 43-21
10/10/1981.....	H.....	W, 14-10
10/2/1982.....	A.....	L, 21-24
10/1/1983.....	H.....	L, 14-26
10/6/1984.....	A.....	W, 27-23
10/5/1985.....	H.....	L, 17-24
9/20/1986.....	A.....	W, 35-17
10/3/1987.....	H.....	W, 27-17
11/18/1989.....	A.....	W, 37-13

Vicksburg Athletic Club 1-0

11/9/1896.....	A.....	W, 48-0
----------------	--------	---------

Virginia 4-2

11/19/1949.....	A.....	W, 28-14
11/18/1950.....	H.....	W, 42-18
10/8/1966.....	A.....	W, 20-6
11/18/1967.....	H.....	L, 10-14
11/16/1968.....	A.....	L, 47-63
11/15/1969.....	H.....	W, 31-0

Virginia Military 5-0

9/28/1935.....	H.....	W, 44-0
11/6/1948.....	H.....	W, 28-7
9/17/1955.....	H.....	W, 20-7
10/31/1964.....	H.....	W, 25-6
9/29/1973.....	H.....	W, 42-0

Virginia Tech 4-5

9/22/1956.....	H.....	W, 21-14
9/20/1957.....	H.....	L, 13-14
10/14/1961.....	H.....	W, 27-14
11/3/1962.....	H.....	L, 22-24
9/17/1966.....	H.....	W, 13-0
11/5/1983.....	H.....	L, 10-26
11/3/1984.....	A.....	L, 6-13
10/24/1987.....	H.....	W, 57-38
10/28/1989.....	A.....	L, 13-30

Wake Forest 2-2

10/3/1959.....	H.....	W, 6-0
9/9/1995.....	H.....	W, 35-9
9/1/2016.....	A.....	L, 3-7
8/30/2018.....	H.....	L(ot), 17-23

Washington 0-1

12/19/1987.....	B.....	L, 12-24
-----------------	--------	----------

Washington (Mo.) 2-1

11/26/1908.....	H.....	W, 11-0
11/12/1921.....	A.....	L, 6-14
11/29/1923.....	H.....	W, 19-8

Washington & Lee 0-1-1

11/30/1911.....	H.....	T, 5-5
11/27/1919.....	H.....	L, 0-7

Washington Artillery 1-0

10/27/1917.....	H.....	W, 19-0
-----------------	--------	---------

Washington State 1-0

11/5/1931.....	H.....	W, 28-14
----------------	--------	----------

West Virginia 2-4

9/27/1969.....	H.....	L, 17-35
10/21/1972.....	A.....	L, 19-31
9/28/1974.....	H.....	W, 17-14
10/18/1975.....	A.....	W, 16-14
11/6/1976.....	H.....	L, 28-32
10/20/1979.....	A.....	L, 17-27

Wichita State 0-1

10/4/1986.....	H.....	L, 20-21
----------------	--------	----------

William & Mary 2-1

10/28/1960.....	H.....	W, 40-8
10/2/1971.....	H.....	L, 3-14
9/18/1993.....	H.....	W, 10-0

YMGCC* 2-0

10/10/1908.....	H.....	W, 11-0
10/9/1909.....	H.....	W, 12-0



TULANE VS. RANKED OPPONENTS

Date	Opponent	Rank	Result	Score
11-7-36	at Alabama	14	L	7-34
11-28-36	at LSU	2	L	0-33
11-6-37	ALABAMA	2	L	6-9
11-27-37	LSU	8	L	7-20
11-5-38	at Alabama	15	L	0-3
10-28-39	OLE MISS	14	W	18-6
11-11-39	ALABAMA	20	W	13-0
1-1-40	TEXAS A&M*	1	L	13-14
11-2-40	CLEMSON	10	W	13-0
11-1-41	at Vanderbilt	10	W	34-14
10-17-42	at Georgia	2	L	0-40
10-24-42	NORTH CAROLINA	19	W	29-14
11-13-43	GEORGIA TECH	19	L	0-33
11-11-44	at Georgia Tech	13	L	7-34
11-3-45	MISS. STATE	15	W	14-13
11-24-45	NOTRE DAME	5	L	6-21
11-16-46	at Georgia Tech	7	L	7-35
11-23-46	NOTRE DAME	2	L	0-41
11-30-46	at LSU	9	L	27-41
11-11-47	at Rice	16	L	0-3
11-22-47	at Notre Dame	2	L	6-59
10-16-48	OLE MISS	10	W	20-7
10-15-49	at Notre Dame	1	L	7-46
11-26-49	LSU	13	L	0-21
10-14-50	NOTRE DAME	10	L	9-13
10-6-51	BAYLOR	19	L	14-27
10-13-51	HOLY CROSS	15	W	20-14
11-10-51	KENTUCKY	12	L	0-37
10-11-52	at Georgia Tech	5	L	0-14
10-3-53	at Michigan	4	L	7-26
10-10-53	GEORGIA TECH	10	L	13-27
10-31-53	ARMY	15	T	0-0
9-18-54	at Georgia Tech	7	L	0-28
10-16-54	at Ole Miss	7	L	7-34
10-29-55	AUBURN	8	W	27-13
10-13-56	NAVY	14	W	21-6
10-20-56	(n) Ole Miss	6	W	10-3
10-27-56	at Georgia Tech	3	L	0-40
9-28-57	at Texas	13	L	6-20
10-18-57	OLE MISS	11	L	0-50
11-16-57	at Army	10	L	14-20
10-11-58	OLE MISS	7	L	8-19
10-18-58	(n) Navy	6	W	14-6
11-22-58	LSU	1	L	0-62
10-17-59	at Ole Miss	5	L	7-53
10-24-59	GEORGIA TECH	9	L	13-21
11-21-59	at LSU	3	L	6-14
9-24-60	ALABAMA	5	T	6-6
10-15-60	OLE MISS	1	L	13-26
11-12-60	at Florida	20	L	6-21
9-30-61	(n) Alabama	4	L	0-9
10-21-61	(n) Ole Miss	2	L	0-41
10-28-61	GEORGIA TECH	9	L	0-35
11-25-61	at LSU	4	L	0-62
9-28-62	ALABAMA	1	L	6-44
10-6-62	at Texas	3	L	8-35
10-20-62	(n) Ole Miss	5	L	0-21
11-24-62	LSU	8	L	3-38
9-20-63	TEXAS	5	L	0-21
9-28-63	(n) Alabama	2	L	0-28
10-19-63	OLE MISS	5	L	0-21
9-19-64	at Texas	4	L	0-31
9-26-64	(n) Alabama	4	L	6-36
11-21-64	LSU	8	L	3-13

Date	Opponent	Rank	Result	Score
9-17-65	at Texas	2	L	0-31
10-22-66	at Georgia Tech	6	L	17-35
11-11-67	at Tennessee	2	L	14-35
10-12-68	at Florida	7	L	3-24
9-20-69	at Georgia	8	L	0-35
10-11-69	(n) Florida	12	L	17-18
10-25-69	NOTRE DAME	12	L	0-37
11-22-69	at LSU	10	L	0-27
9-19-70	GEORGIA	19	W	17-14
10-10-70	at Air Force	8	L	3-24
11-28-70	LSU	7	L	14-26
9-18-71	at Georgia	11	L	7-17
10-9-71	at North Carolina	18	W	37-29
11-13-71	at Notre Dame	8	L	7-21
11-27-71	at LSU	10	L	7-36
9-23-72	GEORGIA	16	W	24-13
9-30-72	at Michigan	8	L	7-41
12-4-72	LSU	11	L	3-9
12-1-73	LSU	8	W	14-0
12-29-73	at Houston*	14	L	7-47
9-18-76	at Ole Miss	20	L	7-34
9-25-76	BOSTON COLLEGE	18	L	3-27
10-29-77	at Pittsburgh	13	L	0-48
9-16-78	PITTSBURGH	14	L	6-24
9-30-78	at Stanford	20	L	14-17
9-8-79	STANFORD	13	W	33-10
9-29-79	SMU	19	W	24-17
9-13-80	at Stanford	13	L	14-19
9-11-82	at SMU	8	L	7-51
11-27-82	at LSU	12	W	31-28
9-17-83	FLORIDA STATE	9	L	34-28
10-6-84	at Vanderbilt	19	W	27-23
10-20-84	at Florida State	15	L	6-27
8-31-85	FLORIDA STATE	19	L	12-38
10-18-86	MISS. STATE	13	L	27-34
10-31-87	at Florida State	4	L	14-73
10-1-88	FLORIDA STATE	6	L	28-48
9-22-90	FLORIDA STATE	2	L	13-31
9-7-91	at Florida State	1	L	11-38
9-14-91	at Mississippi State	25	L	0-48
10-12-91	at Alabama	19	L	0-62
10-10-92	ALABAMA #	6	L	0-37
10-24-92	BOSTON COLLEGE	11	L	13-17
11-14-92	at Florida State	5	L	7-70
9-4-93	at Alabama	2	L	17-31
9-17-94	at North Carolina	16	L	0-49
9-24-94	at Alabama	10	L	10-20
10-26-96	SOUTHERN MISS	24	L	28-31
11-9-96	SYRACUSE	24	L	7-31
11-23-96	at LSU	18	L	17-35
10-2-99	at Syracuse	19	L	17-47
10-9-99	at Ole Miss	25	L	13-20
10-23-99	at East Carolina	20	L	7-52
9-2-00	at Ole Miss	17	L	20-49
10-14-00	SOUTHERN MISS	16	L	24-56
9-1-01	at LSU	14	L	17-48
9-28-02	TEXAS	3	L	0-49
9-1-03	TCU	25	L	35-38
9-27-03	at Texas	14	L	18-63
12-4-04	LOUISVILLE	7	L	7-55

Date	Opponent	Rank	Result	Score
9-23-06	at LSU	10	L	7-49
10-21-06	at Auburn	8	L	13-38
9-29-07	LSU	2	L	9-34
9-6-09	at Alabama	13	L	6-20
9-12-08	EAST CAROLINA	14	L	24-28
11-1-08	at LSU	15	L	10-35
10-17-09	HOUSTON	23	L	16-44
10-31-09	at LSU	9	L	0-42
11-10-11	HOUSTON	11	L	17-73
9-12-15	at Georgia Tech	15	L	10-65
10-16-15	HOUSTON	24	L	7-42
10-31-15	at Memphis	16	L	13-41
9-16-17	at Oklahoma	2	L	14-56
10-21-17	USF	18	L	28-34
10-27-17	at Memphis	25	L	26-56
9-22-18	at Ohio State	4	L	6-49
9-7-19	at Auburn	10	L	6-24
10-16-20	SMU	17	L	34-37
11-14-20	Army	25	W	38-12
11-19-20	Tulsa	25	L (2ot)	24-30

Ranking indicates Associated Press Top 25 ranking
Alabama later forfeited game
(n) indicates neutral-site game
* Bowl game

RANKED BREAKDOWN

Tulane vs. Top 25	20-118-2
Home	15-45-2
Road	3-70
Neutral	2-6
Tulane vs. Top 20	19-110-2
Home	14-40-2
Road	3-66
Neutral	2-6
Tulane vs. Top 10	7-68-1
Home	4-4-1
Road	1-40
Neutral	2-5

VS. THE RANKINGS

No. 1	0-6
No. 2	0-13
No. 3	0-4
No. 4	0-7
No. 5	0-7-1
No. 6	2-3
No. 7	0-7
No. 8	2-9
No. 9	0-5
No. 10	3-8
No. 11	0-5
No. 12	1-3
No. 13	1-7
No. 14	2-6
No. 15	2-4-1
No. 16	1-4
No. 17	0-2
No. 18	1-3
No. 19	3-5
No. 20	1-4
No. 21	0-0
No. 22	0-0
No. 23	0-1
No. 24	0-3
No. 25	1-5



GREEN WAVE IN THE PROS

Players who have played in the National Football League (NFL), American Football League (AFL), Canadian Football League (CFL), World Football League (WFL), United States Football League (USFL), All-American Football Conference (AAFC), Arena Football League (Arena), United Football League (UFL) and AAF (Alliance of American Football).

Jeff Alexander, Fullback

- Denver Broncos (1989, 1992)

Alton Alexis, Wide Receiver

- Cincinnati Bengals (1980)
- Calgary Stampeders – CFL (1981-82)
- Jacksonville Bulls – USFL (1984-85)

Marvin Allen, Running Back

- New England Patriots (1988-91)

Andre Anderson, Running Back

- Buffalo Bills (2010)

Marcus Anderson, Wide Receiver

- Chicago Bears (1981)
- Chicago Blitz – USFL (1983-84)
- Memphis Showboats – USFL (1985)



Ade Aruna, Defensive End

- Minnesota Vikings – NFL (2018-19)
- Las Vegas Raiders – NFL (2019-20)
- BC Lions – CFL (2021-present)

Sherman Badie

- Arizona Cardinals (2018)

Curtis Baham, Defensive Back

- Seattle Seahawks (1987)
- Saskatchewan Roughriders – CFL (1991)

Royal Bailey, Running Back

- Hamilton Tiger-Cats – CFL (1953)

Jerry Baker, Nose Tackle

- Denver Broncos (1983)

Warren Bankston, Fullback/Tight End

- Pittsburgh Steelers (1969-72)
- Oakland Raiders (1973-78)

Steve Barrios, Wide Receiver

- Jacksonville Sharks – WFL (1974)
- Jacksonville Express – WFL (1975)

Michael Batiste, Guard/Tackle

- Dallas Cowboys (1995)
- Washington Redskins (1998)

Roman Bentz, Guard/Tackle

- New York Yankees – AAFC (1946-48)
- San Francisco 49ers – AAFC (1948)

Willie Blair, Linebacker

- Montreal Alouettes – CFL (1999)
- Toronto Argonauts – CFL (2000)

Ernie Blandin, Tackle

- Cleveland Browns – AAFC (1946-47)
- Baltimore Colts – AAFC (1948-49)
- Baltimore Colts (1950, 53)

Maury Bodenger, Guard

- Portsmouth Spartans (1931-33)
- Detroit Lions (1934)

Jim Boyle, Tackle

- Pittsburgh Steelers (1987-88)

Darius Bradwell, Running Back

- Los Angeles Chargers – NFL (2020-present)

Devon Breaux, Receiver

- Hamilton TigerCats (2017-present)

Paul Brock, Tackle

- British Columbia Lions – CFL (1976)

Bubby Brister, Quarterback

- Pittsburgh Steelers (1986-94)
- New York Jets (1995)
- Denver Broncos (1997-99)
- Minnesota Vikings (2000)

Chris Bush, Wide Receiver

- British Columbia Lions – CFL (2006)

Reggie Butts, Wide Receiver

- Pittsburgh Maulers – USFL (1984)
- Jacksonville Bulls – USFL (1985)

James Campen, Center

- New Orleans Saints (1987-88)
- Green Bay Packers (1989-93)

Anthony Cannon, Linebacker

- Detroit Lions (2006-08)

Joe Caravello, Tight End

- Washington Redskins (1987-88)
- San Diego Chargers (1989-90)

Tim Carter, Cornerback

- New Orleans Saints (2001)
- Winnipeg Blue Bombers (2003-05)

Rusty Chambers, Linebacker

- New Orleans Saints (1975-76)
- Miami Dolphins (1976-80)

Marv Christian, Fullback

- Tampa Bay Bandits – USFL (1984-85)

Kevin Cole, Defensive Tackle

- Edmonton Eskimos – CFL (1982)

Marty Comer, End

- Buffalo Bison – AAFC (1946)
- Buffalo Bills – AAFC (1947-48)

Terrence Cook, Defensive Tackle

- Toronto Argonauts (1998)

Keaton Cromartie, Defensive End

- Hamilton Tiger-Cats – CFL (1999-2000)
- Ottawa Renegades – CFL (2002-05)

Orleans Darkwa, Running Back

- Miami Dolphins (2014)
- New York Giants (2014-17)

Bernard Darré, Guard

- Washington Redskins (1961)

JaJuan Dawson, Wide Receiver

- Cleveland Browns (2000-01)
- Houston Texans (2002)

Red Dawson, Head Coach

- Buffalo Bills – AAFC (1946-49)

Burnell Dent, Linebacker

- Green Bay Packers (1986-92)

Sean Donnelly, Offensive Tackle

- New York Giants (2015)

Lorenzo Doss, Cornerback

- Denver Broncos (2015-17)
- Carolina Panthers (2018-19)

Corey Dowden, Defensive Back

- Baltimore Ravens (1996)
- Green Bay Packers (1996)
- Chicago Bears (1997)

Brian Douglas, Defensive Line

- Jacksonville Bulls – USFL (1984)

Max Druen, Tackle

- Saskatchewan Roughriders – CFL (1950)



Bobby Duhon, Running Back

- New York Giants (1968, 1970-72)

Lynaris Elpheage, Cornerback

- Tampa Bay Storm – Arena (2005-06)
- Nashville Kats – Arena (2007)

Steve Foley, Defensive Back

- Jacksonville Express – WFL (1975)
- Denver Broncos (1976-86)

A.K. Foote

- Toronto Argonauts – CFL (1898)

Matt Forté, Running Back

- Chicago Bears (2008-2015)
- New York Jets (2016-2018)

P.J. Franklin, Wide Receiver

- New Orleans Saints (1999)

Nolan Franz, Wide Receiver

- Boston Breakers – USFL (1983)
- New Orleans Breakers – USFL (1984)
- Portland Breakers – USFL (1985)
- Green Bay Packers (1986)

Dick Fugler, Tackle

- Pittsburgh Steelers (1952)
- Chicago Cardinals (1954)

Lester Gatewood, Center

- Green Bay Packers (1946-47)

Corey Geason, Tight End

- Pittsburgh Steelers (2000-02)

Wilbert Gilmore, Defensive Back

- Birmingham Barracudas – CFL (1995)

Fred Gloden, Running Back

- Philadelphia Eagles (1941)
- Miami Seahawks – AAFC (1946)

Gus Gonzales, Guard

- Toronto Argonauts – CFL (1963)
- Montreal Alouettes – CFL (1965)

Ryan Grant, Receiver

- Washington Redskins (2014-2017)
- Indianapolis Colts (2018-2019)
- Oakland Raiders (2019)
- Green Bay Packers (2019)
- Calgary Stampeders – CFL (2021-present)

Ryan Griffin, Quarterback

- New Orleans Saints (2013-2014)
- Tampa Bay Buccaneers (2015-Present)

Jim Gueno, Linebacker

- Green Bay Packers (1976-80)

Charles Hall, Defensive Line

- Jacksonville Sharks – WFL (1974)



• Jacksonville Express – WFL (1975)

Brandon Hamilton, Cornerback

- Edmonton Eskimos – CFL (1994)
- British Columbia Lions – CFL (1996)



- Winnipeg Blue Bombers – CFL (1999-2000)
- Hamilton Tiger-Cats – CFL (2001-03)



Ruffin Hamilton, Linebacker

- Green Bay Packers (1994)
- Atlanta Falcons (1997-99)

Richard Harvey, Linebacker

- New England Patriots (1990-91)
- Buffalo Bills (1992-93)
- Denver Broncos (1994)
- New Orleans Saints (1995-97)
- Oakland Raiders (1998-99)
- San Diego Chargers (2000)

Jerry Helluin, Defensive Tackle

- Cleveland Browns (1952-53)
- Green Bay Packers (1954-57)
- Houston Oilers – AFL (1960)

Ray Hester, Linebacker

- New Orleans Saints (1971-73)
- Honolulu Hawaiians – WFL (1974)

Dontrell Hilliard, Running Back

- **Cleveland Browns – NFL (2018-2020)**
- **Houston Texans – NFL (2020-present)**

Rodney Holman, Tight End

- Cincinnati Bengals (1982-92)
- Detroit Lions (1993-95)

Bill Hornick, Tackle

- Pittsburgh Steelers (1947)

Pete Johns, Defensive Back

- Houston Oilers – AFL (1967-68)

Frank Johnson, Linebacker

- Honolulu Hawaiians – WFL (1974-75)

Patrick Johnson, Defensive Line

- **Philadelphia Eagles (2021-present)**



Charles Jones – Tight End

- Jacksonville Jaguars – NFL (2019-2020)

Dub Jones – Back

- Miami Seahawks – AAFC (1946)
- Brooklyn Dodgers – AAFC (1946-47)
- Cleveland Browns – AAFC (1948-49)
- Cleveland Browns (1950-55)

Terrence Jones, Quarterback

- Calgary Stampeders – CFL (1989-91)
- Ottawa Rough Riders – CFL (1993)
- Shreveport Pirates – CFL (1994)

Michael Jordan, Cornerback

- Montreal Alouettes – CFL (1999)
- British Columbia Lions – CFL (2000)

Don Joyce, Defensive Line

- Chicago Cardinals (1951-53)
- Baltimore Colts (1954-60)
- Minnesota Vikings (1961)

- Denver Broncos – AFL (1962)

Ken Karcher, Quarterback

- Denver Broncos (1987-88)

Robert Kelley, Running Back

- Washington Redskins (2016-2018)

Bob Kellogg, Running Back

- Chicago Cardinals (1940)

Ed Khayat, Defensive Line

- Washington Redskins (1957, 1962-63)
- Philadelphia Eagles (1958-61, 1964)
- Boston Patriots – AFL (1966)
- Head Coach – Philadelphia Eagles (1971-72)
- Head Coach – New Orleans Night – Arena (1991)

George Kinek, End

- Chicago Cardinals (1954)

Shaun King, Quarterback



- Tampa Bay Buccaneers (1999-2003)
- Arizona Cardinals (2004)
- Las Vegas Gladiators – Arena (2006)

Elsworth Kingery, Defensive Back

- Chicago Cardinals (1954)

Rick Kingrea, Linebacker

- Cleveland Browns (1971-72)
- Buffalo Bills (1973)
- New Orleans Saints (1973-78)

Troy Kropog, Offensive Tackle

- Tennessee Titans (2009-11)
- Jacksonville Jaguars (2012)
- Minnesota Vikings (2012-13)
- Washington Redskins (2013)
- New York Giants (2014)

Eric Laasko, Guard/Tackle

- Miami Dolphins (1978-84)

Paul Lea, Tackle

- Pittsburgh Steelers (1951)
- Calgary Stampeders – CFL (1952)

Randy Lee, Defensive Back

- Birmingham Americans – WFL (1974)

John Leglue, OL

- **New Orleans Saints – NFL (2019)**
- **Green Bay Packers – NFL (2020)**
- **Pittsburgh Steelers – NFL (2021-present)**

Donnie Lewis Jr., Cornerback

- **Cleveland Browns – NFL (2019-2020)**
- **Cincinnati Bengals – NFL (2020-present)**

Marvin Lewis, Fullback

- New Orleans Saints (1982)
- Jacksonville Bulls – USFL (1984-85)

J.P. Losman, Quarterback

- Buffalo Bills (2004-08)
- Los Vegas Locomotives – UFL (2009)
- Oakland Raiders (2009)
- Seattle Seahawks (2010)
- Miami Dolphins (2011)

Sean Lucas, Cornerback

- Saskatchewan Roughriders (2006-11)

Don Maggs, Guard/Tackle

- Pittsburgh Maulers – USFL (1984)
- New Jersey Generals – USFL (1985)
- Houston Oilers (1986-92)
- Denver Broncos (1993-94)

Vince Manala, Kicker

- New Orleans Breakers – USFL (1984)

Seth Marler, Kicker

- Jacksonville Jaguars (2003)
- Tampa Bay Storm – Arena (2007-08)

Nico Marley, Linebacker

- Washington Redskins (2017)

Lonnie Marts, Linebacker

- Kansas City Chiefs (1991-93)
- Tampa Bay Buccaneers (1994-96)
- Tennessee Oilers (1997-98)
- Jacksonville Jaguars (1999-2000)

Tommy Mason, Running Back

- Minnesota Vikings (1961-66)
- Los Angeles Rams (1967-70)
- Washington Redskins (1971)

Jalen McCleskey, Wide Receiver

- **Atlanta Falcons – NFL (2020)**
- **New Orleans Saints – NFL (2021-present)**

Harley McCollum, Tackle

- New York Yankees – AAFC (1946)
- Chicago Rockets – AAFC (1947)

Tim McCray, Running Back

- Ottawa Rough Riders – CFL (1984-85)
- Saskatchewan Roughriders – CFL (1986-90)

Walt McDonald, Back

- Miami Seahawks – AAFC (1946)
- Brooklyn Dodgers – AAFC (1946-48)
- Chicago Hornets – AAFC (1949)

Max McGee, End/Punter

- Green Bay Packers (1954, 1957-67)

Sylvester McGrew, Defensive End

- Green Bay Packers (1987)

Mike McKay, Quarterback

- New Orleans Breakers – USFL (1984)

Martin Mitchell, Defensive Back

- Philadelphia Eagles (1977)
- Winnipeg Blue Bombers – CFL (1977-79)

Christian Montano, Center

- **Pittsburgh Steelers – NFL (2020)**
- **New Orleans Saints – NFL (2021-present)**

Darnell Mooney, Wide Receiver

- **Chicago Bears (2020-present)**

Mewelde Moore, Running Back

- Minnesota Vikings (2004-07)
- Pittsburgh Steelers (2008-11)
- Indianapolis Colts (2012)

Dezman Moses, Defensive End

- Green Bay Packers (2012)
- Kansas City Chiefs (2013-16)

Mike Mullen, Linebacker

- Birmingham Americans – WFL (1974)
- Jacksonville Sharks – WFL (1974)

Eddie Murray, Kicker

- Detroit Lions (1980-91)
- Kansas City Chiefs (1992)
- Tampa Bay Buccaneers (1992)
- Dallas Cowboys (1993, 1999)
- Philadelphia Eagles (1994)
- Washington Redskins (1995, 2000)
- Minnesota Vikings (1997)

Ed Neal, Offensive Line

- Green Bay Packers (1945-51)
- Chicago Bears (1951)

Parry Nickerson, Cornerback

- New York Jets (2018-19)
- Seattle Seahawks (2019)



- Jacksonville Jaguars (2019-20)
 - Green Bay Packers (2020)
- Andrew Nierman, Offensive Line
- New Orleans VooDoo - AFL (2011)
 - Spokane Shock - AFL (2012-13)
- Taurean Nixon, Cornerback
- Denver Broncos (2015-16)
 - Jacksonville Jaguars (2017)
 - Los Angeles Rams (2018-2019)
- Phil Nugent, Defensive Back
- Denver Broncos - AFL (1961)
- Dennis O'Sullivan, Center
- New York Jets (2002)
- Byron Parker, Defensive Back
- Toronto Argonauts - CFL (2005-08)



- Edmonton Eskimos - CFL (2009)
- Chuck Pitcock, Guard
- Los Angeles Express - USFL (1983)
 - Tampa Bay Bandits - USFL (1984-85)
 - New Orleans Saints (1985)
 - Tampa Bay Buccaneers (1987)
- Richie Petitbon, Defensive Back
- Chicago Bears (1959-68)
 - Los Angeles Rams (1969-70)
 - Washington Redskins (1971-72)
 - Head Coach - Washington Redskins (1993)
- Eddie Price, Jr., Fullback
- New York Giants (1950-55)
- Mitchell Price, Defensive Back
- Cincinnati Bengals (1990-93)
 - Phoenix Cardinals (1992)
 - Los Angeles Rams (1993)
- Ronnie Quillian, Fullback
- Ottawa Rough Riders - CFL (1957-58)
- Jonathan Quinn, Quarterback
- Jacksonville Jaguars (1988, 2000-01)
 - Kansas City Chiefs (2002)
 - Chicago Bears (2004)
- Patrick Ramsey, Quarterback
- Washington Redskins (2002-05)
 - New York Jets (2006)
 - Denver Broncos (2007-08)
 - Detroit Lions (2009)
 - Minnesota Vikings (2010)
- Freeman Rexter, End
- Chicago Cardinals (1943, 1945)
 - Boston Yanks (1944)
 - Detroit Lions (1944)
- Frank Roberts, Center
- New Orleans Breakers - USFL (1984)
 - Portland Breakers - USFL (1985)
- Jeff Roberts, Defensive End
- Saskatchewan Roughriders - CFL (1984-88)
- Bernard Robertson, Tackle
- Chicago Bears (2001-03)
- Frank Robinson, Linebacker
- Saskatchewan Roughriders - CFL (1981-83)
 - Winnipeg Blue Bombers - CFL (1984-85)
 - Toronto Argonauts - CFL (1985)
 - Hamilton Tiger-Cats - CFL (1986-90)
- Dan Rogas, Lineman
- Detroit Lions (1951)

- Philadelphia Eagles (1952)
- Alphonso Roundtree, Defensive Back
- Montreal Alouettes - CFL (2000-01)
 - Toronto Argonauts - CFL (2002)
 - Hamilton Tiger-Cats - CFL (2005)
 - Tampa Bay Storm - Arena (2006)
- Cameron Sample, Defensive Line**
- Cincinnati Bengals (2021-present)
- Jeff Sanchez, Cornerback
- Dallas Cowboys (2003)
 - Amsterdam Admirals - NFL Europa (2005)
 - Toronto Argonauts - CFL (2006)
 - Tampa Bay Storm - Arena (2007)
- Cairo Santos, Kicker**
- Kansas City Chiefs (2014-17)
 - Chicago Bears (2017-18; 20-present)
 - Tampa Bay Buccaneers (2018-19)
 - Tennessee Titans (2019)
- Tony Sardisco, Guard/Defensive End/Linebacker
- San Francisco 49ers (1956)
 - Washington Redskins (1956)
 - Boston Patriots - AFL (1960-62)
- John Scafide, Tackle
- Boston Redskins (1933)
- Leroy Schneider, Tackle
- Brooklyn Dodgers - AAFC (1947)
- Darin Shoulders, Tackle
- Indianapolis Colts (1991)
- Joe Shinn, End
- Hamilton Tiger-Cats - CFL (1951-52)
- Joe Silipo, Tackle/Tight End
- Montreal Alouettes - CFL (1981)
 - Denver Gold - USFL (1983)
 - San Antonio Gunslingers - USFL (1984-85)
 - Buffalo Bills (1987)
- Wilfred Simon, Defensive Tackle
- Hamilton Tiger-Cats - CFL (1982)
- Tanzel Smart, Defensive Tackle**
- Los Angeles Rams (2017-19)
 - New York Jets (2020-present)
- Treg Songy, Defensive Back
- New York Jets (1987)
- Jerald Sowell, Fullback
- New York Jets (1997-2005)
 - Tampa Bay Buccaneers (2006)
- Jordan Sullen, Defensive Back
- Denver Broncos (2014)
 - Pittsburgh Steelers (2015)
- Bill Svoboda, Fullback/Linebacker
- Chicago Cardinals (1950-53)
 - New York Giants (1954-58)
- Hugh Taylor, End
- Washington Redskins (1947-54)



- Rod Teamer Jr., DB**
- Los Angeles Chargers (2019-20)
 - Las Vegas Raiders (2021-present)
- Len Teeuws, Tackle
- Los Angeles Rams (1952-53)
 - Chicago Cardinals (1954-57)
- Jim Thibaut, Fullback/Linebacker
- Buffalo Bison - AAFC (1946)
- Eric Thomas, Cornerback

- Cincinnati Bengals (1987-92)
 - New York Jets (1993-94)
 - Denver Broncos (1995)
- Ron Tilton, Guard
- Washington Redskins (1986)
 - New York Jets (1988)
- Dalton Truax, Tackle
- Oakland Raiders (1960)
- Mike Truax, Linebacker
- Birmingham Americans - WFL (1974-75)
- Jerry Ursin, Wide Receiver
- Baltimore Stallions - CFL (1994-95)
- Elton Veals, Running Back
- Pittsburgh Steelers (1984)
- Hal Waggoner, Running Back
- Hamilton Tiger-Cats - CFL (1951-53, 55-57)
 - Toronto Argonauts - CFL (1960)
- Mike Walker, Defensive End
- New Orleans Saints (1971)
 - British Columbia Lions - CFL (1972-73)
 - Detroit Wheels - WFL (1974)
 - Houston Texans - WFL (1974)
 - Shreveport Steamer - WFL (1974-75)
 - Toronto Argonauts - CFL (1974-76)
- Julius Warmesley, Defensive End
- Seattle Seahawks (2013-2014)
 - Miami Dolphins (2015-present)
- John Washington, Defensive Back
- Saskatchewan Roughriders - CFL (1976)
- Lionel Washington, Cornerback
- St. Louis Cardinals (1983-86)
 - Los Angeles Raiders (1987-94)
 - Denver Broncos (1995-96)
 - Oakland Raiders (1997)
- Clint Wenzel, Defensive Line
- New Orleans Breakers - USFL (1984)
 - Portland Breakers - USFL (1985)
- Jeff Wenzel, Tackle
- Philadelphia Eagles (1987)
- Ralph Wenzel, Defensive End
- Pittsburgh Steelers (1942)
- Marty Wetzel, Linebacker
- New York Jets (1981)
- Jeremy Williams, Wide Receiver
- Philadelphia Eagles (2010)
- Roydell Williams, Wide Receiver
- Tennessee Titans (2005-07)
 - Washington Redskins (2009-10)
- Kevin Young, Defensive End
- New Orleans Saints (1987)
- Emmett Zelenka, Guard
- Montreal Alouettes - CFL (1957)
- Marc Zeno, Wide Receiver
- Calgary Stampeders - CFL (1989)
 - British Columbia Lions - CFL (1990)



GREEN WAVE IN THE PRO DRAFTS

NATIONAL FOOTBALL LEAGUE

Year	Name, Position	Team	Round	(Sel.)
2021	Cameron Sample, DE	Cincinnati Bengals	4	(111)
	Patrick Johnson, DE	Philadelphia Eagles	7	(234)
2020	Darnell Mooney, WR	Chicago Bears	5	(173)
	Thakarius Keyes, CB	Kansas City Chiefs	7	(237)
2019	Donnie Lewis Jr., CB	Cleveland Browns	7	(221)
2018	Parry Nickerson, CB	New York Jets	6	(179)
	Ade Aruna, DE	Minnesota Vikings	6	(218)
2017	Tanzel Smart, DT	Los Angeles Rams	6	(189)
2015	Lorenzo Doss, CB	Denver Broncos	5	(164)
	Taurean Nixon, CB	Denver Broncos	7	(251)
2014	Ryan Grant, WR	Washington Redskins	5	(142)
2009	Troy Kropog, OT	Tennessee Titans	4	(135)
2008	Matt Forté, RB	Chicago Bears	2	(44)
2006	Anthony Cannon, LB	Detroit Lions	7	(247)
2005	Roydell Williams, WR	Tennessee Titans	4	(136)
2004	J.P. Losman, QB	Buffalo Bills	1	(22)
	Mewelde Moore, RB	Minnesota Vikings	4	(119)
2002	Patrick Ramsey, QB	Washington Redskins	1	(32)
2001	Bernard Robertson, OT	Chicago Bears	5	(138)
2000	JaJuan Dawson, WR	Cleveland Browns	3	(79)
1999	Shaun King, QB	Tampa Bay Buccaneers	2	(50)
1997	Jerald Sowell, RB	Green Bay Packers	7	(231)
1994	Ruffin Hamilton, LB	Green Bay Packers	6	(175)
1991	Mike Riley, DB	New York Jets	6	(160)
1990	Mitchell Price, DB	Cincinnati Bengals	9	(234)
1989	Terrence Jones, QB	San Diego Chargers	7	(195)
	Richard Harvey, LB	Buffalo Bills	11	(305)
1988	Marc Zeno, WR	Pittsburgh Steelers	7	(182)
	Marvin Allen, RB	New England Patriots	11	(294)
1987	Eric Thomas, DB	Cincinnati Bengals	2	(49)
1986	Burnell Dent, LB	Green Bay Packers	6	(143)
1985	Mike Jones, RB	Miami Dolphins	11	(307)
	Treg Songy, DB	New Orleans Saints	12	(320)
1984	Jim Boyle, T	Miami Dolphins	9	(250)
	Elton Veals, RB	Pittsburgh Steelers	11	(303)
1984\$	Don Maggs, T	Houston Oilers	2	(29)
1983	Lionel Washington, DB	St. Louis Cardinals	4	(103)
1982	Rodney Holman, TE	Cincinnati Bengals	3	(82)
	Marvin Lewis, RB	New Orleans Saints	6	(142)
	Jeff Roberts, LB	New England Patriots	7	(168)
1981	Marty Wetzel, LB	New York Jets	10	(251)
	Nickie Hall, QB	Green Bay Packers	10	(255)
1980	Ed Murray, K	Detroit Lions	7	(166)
	Alton Alexis, WR	Cincinnati Bengals	11	(281)
1979	Ricky Smith, DB	Oakland Raiders	10	(259)
	Dee Methvin, C	Cleveland Browns	12	(315)
1978	Eric Laakso, T	Miami Dolphins	4	(106)
1977	Martin Mitchell, DB	Philadelphia Eagles	6	(158)
1976	Jim Gueno, LB	Green Bay Packers	9	(245)
	Nathaniel Bell, DT	New England Patriots	12	(325)
	Darwin Willie, TE	New York Jets	17	(464)
1975	Charlie Hall, DE	New Orleans Saints	4	(99)
	Steve Foley, QB	Denver Broncos	8	(199)
	John Washington, DB	Los Angeles Rams	8	(204)
1974	Tommy Thibodeaux, G	New Orleans Saints	10	(242)
	Mike Truax, LB	New Orleans Saints	13	(320)
1973	Randy Lee, DB-P	Minnesota Vikings	10	(236)
	Mike Mullen, LB	Miami Dolphins	12	(312)
	Joe Bullard, DB	Houston Oilers	6	(134)
	Bob Waldron, DT	Detroit Lions	11	(276)
	Steve Barrios, WR	New Orleans Saints	14	(345)
	Rusty Lachaussee, QB	New Orleans Saints	15	(372)
1971	Mike Walker, LB	Minnesota Vikings	11	(284)
	David Abercrombie, RB	Detroit Lions	13	(332)
	Rick Kingrea, LB	Cleveland Browns	14	(352)
	Bart Graves, T/DE	New Orleans Saints	15	(366)
1969	Warren Bankston, RB	Pittsburgh Steelers	2	(42)
1968	Bobby Duhon, RB	New York Giants	3	(70)
	Tom Nosewicz, DE	Kansas City Chiefs	11	(294)
1967	Pete Johns, DB	Houston Oilers	5	(111)
1966	William Goss, LB	Atlanta Falcons	8	(111)
1963	Bill Kellum, T	Green Bay Packers	13	(182)
	Gordon Rush, G	Philadelphia Eagles	17	(228)
1962	Gus Gonzales, G	Philadelphia Eagles	6	(77)
	Ed Reynolds, T	Chicago Bears	8	(105)
	Terry Terrebonne, HB	Washington Redskins	12	(155)
	Larry Thompson, C	Philadelphia Eagles	12	(167)

Year Name, Position Team Round (Sel.)

1962	Bill Kellum, T	Chicago Bears	19	(259)
1961	Tommy Mason, HB	Minnesota Vikings	1	(1)
	Phil Nugent, B	Green Bay Packers	3	(40)
	Joe LaSage, G	Green Bay Packers	4	(56)
1960	Bernard Darré, G	Washington Redskins	15	(172)
1959	Richie Pititbon, QB	Chigaco Bears	2	(21)
	Dave Painter, C	Los Angeles Rams	6	(69)
	Pete Abadie, E	Cleveland Browns	28	(335)
	Don Lockwood, G	Washington Redskins	29	(340)
1958	Charlie Hansen, C	New York Giants	21	(249)
1957	Dalton Truax, T	Green Bay Packers	3	(29)
	Fred Wilcox, B	San Francisco 49ers	21	(248)
	Ronny Quillian, RB	Green Bay Packers	22	(255)
	Emmett Zelenka, G	New York Giants	26	(313)
1956	Tony Sardisco, LB	San Francisco 49ers	6	(64)
	Bryan Bunthorne, G	Detroit Lions	27	(314)
1955	Charley Coates, T	Los Angeles Rams	16	(187)
	Bob Saia, B	Green Bay Packers	30	(352)
1954	Max McGee, B	Green Bay Packers	5	(51)
	George Cummins, T	Cleveland Browns	13	(156)
	Jim Partridge, B	New York Giants	28	(329)
1953	Roy Bailey, B	Philadelphia Eagles	14	(164)
1953	Mike Hoesepian, G	Baltimore Colts	23	(266)
	Ronnie Kent, B	Cleveland Browns	23	(275)
1952	Dick Fugler, T	Chicago Cardinals	5	(51)
	Art Kleinschmidt, G	Green Bay Packers	10	(111)
	Len Teeuws, T	Los Angeles Rams	25	(301)
1951	Don Joyce, T	Chicago Cardinals	2	(18)
	Jerry Helluin, T	Cleveland Browns	3	(38)
	George Kinek, B	Los Angeles Rams	4	(48)
	Dan Rogas, G	Cleveland Browns	6	(74)
	Paul Lea, T	Chicago Bears	7	(84)
	Danny Doyle, G	Philadelphia Eagles	9	(104)
	Joe Ernst, B	Green Bay Packers	15	(172)
	Hal Waggoner, B	Philadelphia Eagles	17	(202)
	Joe Shinn, E	New York Yanks	30	(359)
1950	Eddie Price, B	New York Giants	2	(20)
	Bill Svoboda, B	Chicago Cardinals	3	(29)
	Max Druen, T	Pittsburgh Steelers	9	(112)
	Jimmy Glisson, B	Chicago Bears	15	(192)
	Cliff Van Meter, B	San Francisco 49ers	17	(219)
	Dick Sheffield, E	New York Bulldogs	23	(289)
1949	Dick Sheffield, E	Los Angeles Rams	17	(167)
1948	Bennie Ellender, B	Philadelphia Eagles	28	(264)
1947	Howard McAfee, T	Detroit Lions	30	(276)
1946	Dub Jones, B	Chicago Cardinals	1	(2)
	Gaston Bourgeois, B	Boston Yanks	5	(32)
	Elliot "Ike" Iggleheart, G	Boston Yanks	22	(202)
1945	Joe Renfro, B	Brooklyn Tigers	1	(3)
	Art Porter, E	Washington Redskins	8	(71)
	O.J. Key, B	Detroit Lions	17	(171)
	Ray Olsen, B	Detroit Lions	23	(237)
1944	Larry Rice, C	Boston Yanks	5	(43)
1943	Marty Comer, E	Brooklyn Dodgers	5	(34)
	Walt McDonald, B	Washington Redskins	10	(90)
	Lou Thomas, B	Brooklyn Dodgers	12	(103)
	Roman Bentz, T	Washington Redskins	25	(240)
1942	Ernie Blandin, T	Philadelphia Eagles	5	(33)
	Harley McCollum, T	Washington Redskins	6	(46)
	Bob Glass, B	New York Giants	6	(48)
	Jim Thibaut, B	Brooklyn Dodgers	12	(107)
1941	Tommy O'Boyle, G	Chicago Bears	6	(48)
1940	Ralph Wenzel, E	Pittsburgh Steelers	2	(12)
	Burt "Buddy" Banker, B	Washington Redskins	3	(23)
	Bill Kurcham, T	Washington Redskins	5	(38)
	Millard White, T	Green Bay Packers	7	(59)
1939	Warren Brunner, B	Cleveland Rams	8	(63)
	Lyle Smith, G	New York Giants	12	(190)
1937	Bucky Bryan, B	Chicago Cardinals	4	(32)
	#expansion draft	SUSFL Allocation Draft		

ALL-AMERICAN FOOTBALL CONFERENCE

Year	Name, Position	Team	Round	(Sel.)
1949	Eddie Price, B	Brooklyn Dodgers	20	(145)
1947	Larry Rice, C	Cleveland Browns	Sp.*	
	Gaston Bourgeois, G	Miami Seahawks	10	(73)
	John Sims, B	Miami Seahawks	19	(138)

*In 1947, "special selections" were made prior to the regular draft.

AMERICAN FOOTBALL LEAGUE

Year	Name, Position	Team	Round	(Sel.)
1962	Gus Gonzales, G	Houston Oilers	7	(55)
	Ed Reynolds, T	Buffalo Bills	26	(204)
1961	Tommy Mason, HB	Boston Patriots	1	(2)
	Phil Nugent, QB	Denver Broncos	9	(65)
1960	Bernard Darré, G	Denver Broncos	1st*	
	Pete Abadie, E	New York Titans	2nd*	

*The 1960 AFL draft was held in two phases; players were listed alphabetically in the group of either "first selections" or "second selections."

UNITED STATES FOOTBALL LEAGUE

Year	Name, Position	Team	Round	(Sel.)
1985	Treg Songy, DB*	Portland Breakers	TD	
	Tony Wood, K*	Portland Breakers	TD	
1984	Don Maggs, OL	Pittsburgh Maulers	2	(29)
	Frank Roberts, C	New Orleans Breakers	10	(201)
	Donald Ray Thomas, DB	Jacksonville Bulls	15	(295)
	Wayne Smith, WR	Pittsburgh Maulers	15	(300)
	Jim Boyle, OT*	New Orleans Breakers	TD	
	Jon English, QB*	New Orleans Breakers	TD	
	Robert Griffin, WR*	New Orleans Breakers	TD	
	Elton Veals, RB*	New Orleans Breakers	TD	
	Clint Wenzel, DE*	New Orleans Breakers	TD	
1983	Lionel Washington, CB	Tampa Bay Bandits	20	(229)

*Denotes Territorial Draft selection which allotted schools to teams to allow local stars to play before a "home" crowd.

WORLD FOOTBALL LEAGUE

Year	Name, Position	Team	Round	(Sel.)
1975	Mike Truax, LB	Birmingham Americans	23	(269)



CAMERON SAMPLE



PATRICK JOHNSON



GREEN WAVE ALL-AMERICANS

FIRST TEAM

1925	Charles Flournoy.....	B
1929	Willis "Bill" Banker.....	B
1930	Jerry Dalrymple.....	E
1931	Jerry Dalrymple*.....	E
	Don Zimmerman.....	HB
1932	Don Zimmerman*.....	B
1934	Monk Simons.....	HB
1939	Harley McCollum*.....	T
	Ralph Wenzel.....	E
1940	Tommy O'Boyle.....	G
1941	Ernie Blandin*.....	T
1944	W.A. Jones.....	HB
1948	Paul Lea.....	T
1949	Eddie Price.....	B
1950	Jerome Helluin.....	T
1955	Tony Sardisco.....	G
1960	Tommy Mason.....	B
1973	Charles Hall.....	T
1987	Marc Zeno.....	WR
2001	Seth Marler.....	K
2012	Cairo Santos*.....	K

* indicates consensus
All-America selection

SECOND TEAM, THIRD TEAM, FOURTH TEAM OR HONORABLE MENTION

1925	Milton "Irish" Levy.....	G
	L. Lautenschlaeger.....	B
1928	Bill Banker.....	B
1929	Jerry Dalrymple.....	E
	Elmer McCance.....	T
1930	Lloyd Roberts.....	C
1931	John Scafide.....	G
	Nollie Felts.....	B
1936	William Moss.....	T
1937	Norman Buckner.....	G
1938	Warren Brunner.....	B
1939	Tommy O'Boyle.....	G
1943	Lester Gatewood.....	C
1944	Thomas Kane.....	T
1966	Bobby Duhon.....	B
1970	Rick Kingrea.....	LB
1974	Charles Hall.....	DT
1975	Bryan Alexander.....	DE
	Jim Gueno.....	LB
1976	Martin Mitchell.....	DB
1977	Eric Laakso.....	OT
1978	Roch Hontas.....	QB
	Dee Methvin.....	C
	Ed Murray.....	PK
1979	Roch Hontas.....	QB
	Alton Alexis.....	WR
	Ed Murray.....	PK

	Chris Doyle.....	C
	Bob Becnel.....	DE
	Wilfred Simon.....	NG
	Rodney Holman.....	TE
1980	Robert Griffin.....	WR
	Nickie Hall.....	QB
	Wilfred Simon.....	NG
	Rodney Holman.....	TE
1981	Rodney Holman.....	TE
1982	Jim Boyle.....	OG
	Robert Griffin.....	WR
	Vince Manalla.....	P
1983	Wayne Smith.....	WR
	Tony Wood.....	PK
	Larry Route.....	TE
1984	Larry Route.....	TE
	Burnell Dent.....	LB
1985	Wayne Clements.....	K
1986	Thurston Harrison.....	DB
	Andre Lockley.....	OT
	Marc Zeno.....	WR
1988	Terrence Jones.....	QB
	Mitchell Price.....	DB
1997	Brad Palazzo.....	PK
2000	Bernard Robertson.....	OT
	Casey Roussel.....	P
2002	Lynaris Elpheage.....	CB
2007	Matt Forté.....	RB
2008	Ross Thevenot.....	P

2013	Lorenzo Doss.....	CB
2017	Parry Nickerson.....	CB
2018	Geron Eatherly.....	LS
2019	Geron Eatherly.....	LS
2020	Patrick Johnson.....	DL
2020	Cam Sample.....	DL
2020	Nick Anderson.....	LB

FRESHMAN ALL-AMERICAN

1983	Larry Route.....	TE
1985	Wayne Clements.....	P/K
1998	Corey Sewell.....	OT
2000	Mewelde Moore.....	RB
2001	Bobby Hoover.....	TE
2006	Jeremy Williams.....	WR
2007	Andrew Nierman.....	OG
2010	Orleans Darkwa.....	RB
2012	Darion Monroe.....	DB
2014	Parry Nickerson.....	DB
	Sherman Badie.....	RB
2016	Charles Jones.....	TE
2018	Ryan Wright.....	P
2020	Michael Pratt.....	QB

SOPHOMORE ALL-AMERICAN

1972	Charles Hall.....	DT
	Ed Mikkelsen.....	OT

Charles "Peggy" Flournoy • 1925 • Back

"Peggy" Flournoy, Tulane's first All-American in football, led Coach Clark Shaughnessy's team to a 9-0-1 record in 1925. Flournoy established Tulane records for touchdowns, points in a season and points in a game that stand today. He set two of his long-standing records with four rushing touchdowns and 31 points in a 37-9 victory over Louisiana Tech. Flournoy, one of the first inductees into the Louisiana Sports Hall of Fame in 1968, also is a member of the Tulane and Greater New Orleans sports halls of fame. He died in 1972.

Willis "Bill" Banker • 1929 • Back

Bill Banker, known as the "Blond Blizzard" because of the thick mane of light hair that was so visible to spectators as he raced helmetless through opposing defenses, was the first in a long line of Tulane greats from Lake Charles, La. He remains the all-time leading scorer in Tulane football history with 263 points and is third in career rushing with 2,516 yards. Banker helped Tulane to an undefeated 9-0 season in 1929 as the Green Wave outscored its opposition, 297-45. He was inducted into the National Football Foundation Hall of Fame in 1977 and also is a member of the Tulane, Greater New Orleans and Louisiana sports halls of fame. Banker died in 1985.

Jerry Dalrymple • 1930-31 • End

Considered by many as the finest player in Tulane football history, Jerry Dalrymple earned first-unit All-America status in 1930 and became the only unanimous All-American in school history the next year. He led Tulane to its most successful three-season stretch ever in football, as the Green Wave posted a 28-1 regular-season mark in that span and earned its first bowl berth ever — in the 1932 Rose Bowl. Dalrymple became Tulane's first inductee into the National Football Foundation Hall of Fame in 1954. Dalrymple also was a charter member of the Louisiana, Greater New Orleans and Tulane sports halls of fame. He died in 1962.

Don Zimmerman • 1931-32 • Halfback

Don Zimmerman, playing one season behind fellow All-American Jerry Dalrymple, earned first-team honors in 1931 and became one of four consensus All-Americans in Tulane history one season later. He ended his Tulane career as the Green Wave's all-time leader in total offense and pass interceptions, setting records that lasted for 40 years. He also ranks fourth in career rushing yards with 2,369. Zimmerman also was Tulane's first-ever Southeastern Conference track champion, winning the 1933 pole vault title. Zimmerman is a member of the Louisiana, Greater New Orleans and Tulane sports halls of fame. He died in 1974.

Claude "Monk" Simons, Jr. • 1934 • Halfback

The first All-American to return to Tulane as a coach, "Monk" Simons Jr. led Tulane to a 10-1 record and a share of the Southeastern Conference title as a player in 1934, including a 20-14 victory over Temple in the first Sugar Bowl. Simons led Tulane in rushing, passing and scoring, but may have best made his mark as a kick returner. In the season finale against LSU, he returned a punt 45 yards for a touchdown, and in the Sugar Bowl, he had an 85-yard kickoff return for a TD. Simons would return to Tulane as head coach from 1942-45. He was inducted into the National Football Foundation Hall of Fame in 1975 and is also a member of the Louisiana, Greater New Orleans and Tulane sports halls of fame. Simons died in 1975.

Harley McCollum • 1939 • Tackle

Harley McCollum began a stretch of All-American linemen at Tulane when he earned the honors in 1939. McCollum was a member of Tulane's Sugar Bowl team that season, and his dominating play at tackle earned him consensus All-America honors, one of only four players in school history to reach that status. McCollum was inducted into the Tulane Athletics Hall of Fame in 1981 and into the Greater New Orleans Sports Hall of Fame in 1984. McCollum died in 1984.

Ralph Wenzel • 1939 • End

Ralph Wenzel, a right end at Tulane for three years, earned All-America status as a senior in 1939. Wenzel led a Green Wave team that went 8-0-1 in the regular season and met Texas A&M in the Sugar Bowl. Wenzel went on to play one season with the Pittsburgh Steelers. After football, he began a career in the U.S. Marine Corps, from which he retired in 1978 as a lieutenant colonel with 32 years of service. He was inducted into the Tulane Athletics Hall of Fame in 1988. Wenzel died in 2001.

Tommy O'Boyle • 1940 • Guard

Guard Tommy O'Boyle became an All-American in 1940, but his playing days at Tulane would be just the start of his career on Willow Street. After graduating in December 1940, O'Boyle elected to return to Tulane as an assistant coach for the 1941 season instead of pursuing a pro career (he was drafted by the Chicago Bears). O'Boyle returned to the Tulane staff in 1946 and 1961 and was named head coach prior to the 1962 season, a position he held for four years. He was inducted into the Tulane Athletics Hall of Fame in 1979 and resides in Kansas City, Mo. O'Boyle died in 2000.



Ernie Blandin • 1941 • Tackle

Another in the line of great Tulane linemen of his era, Ernie Blandin played for Green Wave teams from 1939-41 and earned All-America accolades as a senior. He is the most recent Tulane player to achieve consensus All-America status. Blandin was drafted by the Philadelphia Eagles in 1942 and went on to an eight-year pro career after the war, including six seasons with the Baltimore Colts. He is a member of the Tulane and Greater New Orleans sports halls of fame. Blandin died in 1968.

“Dub” Jones • 1944 • Halfback

Halfback Williams “Dub” Jones made his mark on the football field at Tulane after transferring from LSU. Jones earned All-America recognition in 1944 as he rushed for 700 yards and four touchdowns. A first-round selection of the Chicago Cardinals in 1946, Jones went on to a 10-year professional career, spending eight of those seasons with the Cleveland Browns. Jones, a native of Ruston, is a member of the Louisiana, Greater New Orleans and Tulane sports halls of fame.

Paul Lea • 1948 • Tackle

Paul Lea established himself as one of the top tackles in the country in 1948, earning first team All-America honors after using his 6-2, 220-pound body to pave the way for Eddie Price’s 1,178 yards rushing. Lea is Tulane’s only three-time selection to an all-league first team as he was honored by the SEC in 1948, 1949 and 1950. During his four-year career, the New London, Texas, native and the Green Wave rolled to 24 victories. A seventh-round draft pick of the Chicago Bears, Lea played in both the Senior Bowl and the Blue-Gray All-Star Classic following his Green Wave career. He is a 1990 inductee into the Tulane Athletics Hall of Fame. Lea died in 2009.

Eddie Price • 1949 • Back

All-American Eddie Price was a man of firsts during his days as a Tulane running back. He became the first Green Wave player to rush for more than 200 yards in a game, the first Tulanian to rush for 1,000 yards in a season and the first player in NCAA history to surpass 3,000 yards for his career. Price finished his career with 3,095 yards, a Tulane record broken in 2003 by Mewelde Moore. His 1,178 yards in 1948 was also the Green Wave standard until Moore broke the mark in 2001. Price went on to play six seasons for the New York Giants. He was inducted into the National Football Foundation Hall of Fame in 1982 and is also a member of the Louisiana and Greater New Orleans sports halls of fame. He was a charter inductee into the Tulane Athletics Hall of Fame in 1977. He died in 1979.

Jerome Helluin • 1950 • Tackle

Jerome Helluin, one of the biggest linemen in college football at the time at 285 pounds, earned All-America honors as a senior in 1951. Helluin played both guard and tackle for the Green Wave. He began his Tulane career blocking for Eddie Price and finished it blocking for future NFL star Max McGee. Helluin was drafted by the Cleveland Browns in 1952, where he began a seven-year pro career as a defensive tackle. Helluin was a 1984 inductee into the Tulane Athletics Hall of Fame. He resides in Houma.

Tony Sardisco • 1955 • Guard

Tony Sardisco earned All-America honors at Tulane as a guard, but was athletically-talented enough to play both guard and linebacker during his professional career in the NFL and AFL. He was an All-AFL selection with the Boston Patriots in 1961, also as a guard. As a senior, Sardisco helped Tulane post a 5-4-1 record, its best in five seasons. Sardisco is a member of the Tulane, Louisiana and Greater New Orleans sports halls of fame. He died in 2006.

Tommy Mason • 1960 • Back

With one of the greatest seasons in Tulane football history, Tommy Mason earned All-America honors as a senior in 1960. Mason led the Southeastern Conference in rushing with 663 yards and scored 13 touchdowns. He set a school record for all-purpose yards (1,475) that lasted 28 years. Mason was the first player overall selected in the 1961 NFL Draft by the Minnesota Vikings and played professionally for 11 years with the Vikings, Los Angeles Rams and Washington Redskins. He is a member of the Louisiana, Greater New Orleans and Tulane sports halls of fame. Mason died in 2015.

Charles Hall • 1973 • Tackle

Charlie Hall led a fierce Tulane defense in one of the most memorable seasons in Green Wave football history, 1973. The Tulane defense had three shutouts that season, including a 14-0 whitewashing of LSU in the regular-season finale, and held two other teams to six points or less. He had 71 tackles, seven sacks and two interceptions in 1973 despite missing three full games and parts of two others with a knee injury. Hall was a fourth-round draft pick of the New Orleans Saints in 1975 and had a brief career in the World Football League before becoming a coach. He was an assistant at Tulane from 1977-82. Hall was a 1981 inductee into the Tulane Athletics Hall of Fame.

Marc Zeno • 1987 • Wide Receiver

Marc Zeno concluded a spectacular career in 1987 by earning first-team All-America honors from the Associated Press. As a senior, Zeno surpassed his own Tulane records with 77 receptions for 1,206 yards and, in the process, became the NCAA’s career leader in receiving yards with 3,725. The native of Lutchter, La., who finished his career as the owner of every Tulane receiving record, helped a high-powered offense set a school record for points scored in 1987. Zeno was drafted by the Pittsburgh Steelers in 1988 and played several years at all levels of pro ball. He was inducted into the Tulane Athletics Hall of Fame in 1997.

Seth Marler • 2001 • Kicker

Seth Marler became the Green Wave’s first first team All-American in 14 years following an amazing year as the Tulane kicker, in which he made 15-of-16 field goals and 54 straight kicks (PAT and FG). The Lilburn, Ga., native hit all seven of his field goal tries from 40 yards and longer while setting the school record for field-goal percentage in his junior season. In addition to FWAA All-America recognition, Marler captured the 2001 Lou Groza Award as the top collegiate placekicker in the nation. He closed his career as the Tulane and Conference USA all-time leader in field goals. He is also the Wave’s all-time scoring leader and was inducted into the Tulane Hall of Fame in 2009.

Cairo Santos • 2012 • Kicker

Cairo Santos secured a permanent spot in the school’s history books as one of the Green Wave’s most decorated players, as the junior became just the fifth Tulane football player receive consensus All-America honors. Santos was a first team All-American selection by both the FWAA and the AP, along with Sports Illustrated and Phil Steele. The 2012 Lou Groza Award winner completed one of the best seasons by a kicker in NCAA history by finishing a perfect 21-of-21 on field goal attempts. He also connected 27-of-28 PAT attempts and led the nation with 12, 40+-yard field goals, including a pair of 50-yarders, and set the school record with a 57-yarder vs. Rice, which tied for the fourth longest in the nation in 2012.



Cairo Santos
2012 Lou Groza Award



GREEN WAVE SPECIAL AWARDS



Tommy Bowden
1998 C-USA
Coach of the Year

Tommy Bowden led Tulane to its most successful season in school history — a perfect 12-0 record in 1998. That Green Wave squad was the first to win 12 games, and claimed the Conference USA Championship and a Liberty Bowl victory over BYU. In two years as the head coach uptown, Bowden posted a 19-4 record, including an 11-1 mark in Conference USA, and was named the 1998 C-USA Coach of the Year.



Seth Marler
2001 Lou Groza Award
2001 C-USA Special Teams
Player of the Year

Seth Marler compiled a historic season for the Green Wave as a junior in 2001 as he captured the Lou Groza Award and the Conference USA Special Teams Player of the Year. In 12 games, Marler connected on 15-of-16 field goal attempts and was 39-of-40 in extra points. The Liburn, Georgia, native did not miss a single field goal of 30 yards or more. He finished the year with 84 points.



Shaun King
1997 & 1998
Conference USA
Player of the Year

Shaun King is the only two-time conference Player of the Year in Tulane history, winning the award in 1998 and 1998. He earned 1997 Conference USA Offensive Player of the Year honors after passing for nearly 2,600 yards and a school-record 25 touchdowns. In 1998, he broke almost every major Tulane season and career passing record, becoming the first NCAA Division I player to amass 3,000 yards passing and 500 yards rushing in a season, and set an NCAA passing efficiency record of 183.3. He passed for 38 touchdowns and ran for 11 more in Tulane's unbeaten run to the C-USA Championship and Liberty Bowl victory.



Patrick Ramsey
2001 National
College Scholar-Athlete

Tulane quarterback Patrick Ramsey received one of the country's most prestigious academic awards in 2001 as he was named one of 16 National College Scholar-Athletes by The National Football Foundation and College Hall of Fame. Ramsey, a native of Ruston, Louisiana, became the first Tulane player to earn the award, which has been given out since 1959. On the field, Ramsey finished his career with 27 Tulane records including passing yards and touchdowns. Ramsey graduated as a double major in accounting and finance from Tulane's A.B. Freeman School of Business.



Jeff Liggon
1996 C-USA Special Teams
Player of the Year

Jeff Liggon set two NCAA career records for kickoff returns and was named the 1996 Conference USA Special Teams Player of the Year. He amassed 2,922 career kickoff return yards on 123 returns, averaging 23.8 yards. He still holds school records for career kickoff returns and kickoff return yardage. In 1994 and 1995, he accounted for 1,038 yards and 625 yards on kickoff returns, respectively, before eclipsing the NCAA mark in 1996 with 707 return yards. His career long return went for 98 yards against Southern Miss in 1996.



Cairo Santos
2012 Lou Groza Award

Cairo Santos became the second kicker in Tulane history to capture the Lou Groza Award after he put together one of the best seasons by a kicker in NCAA history as a junior. Santos finished the year by finishing a perfect 21-of-21 in field goal attempts. He also connected on 27-of-28 extra points and led the nation with 12 field goals of 40-yards or longer.



Mewelde Moore
2000 C-USA
Freshman of the Year

Mewelde Moore was named the 2000 Conference USA Freshman of the Year after running for 890 yards and setting a Tulane freshman rushing record. He ran for the most yardage by any Green Wave back since 1970, and jump-started a career in which he ran for a Tulane career-record 4,364 yards on 909 attempts, and accounted for 21 touchdowns. He averaged 99.182 yards per game and 4.81 yards per carry, eclipsing the 100-yard mark 22 times in his illustrious career.

Conference USA All-Decade Team (1995-2004)



Shaun King
Quarterback



Seth Marler
Kicker



Mewelde Moore
Running Back



CONFERENCE AND ACADEMIC HONORS

All-American Athletic Conference

2020	Cameron Sample (1st) Patrick Johnson (1st) Ryan Wright (1st) Corey Dublin (2nd) Stephon Huderson (2nd) Sincere Haynesworth (2nd) Dorian Williams (2nd) Joey Claybrook (HM)
2019	Patrick Johnson (2nd) Corey Dublin (HM) P.J. Hall (HM) Thakarius Keyes (HM)
2018	Patrick Johnson (2nd) Zachery Harris (2nd) Donnie Lewis Jr. (2nd) Roderic Teamer Jr. (2nd)
2017	Parry Nickerson (1st) Dontrell Hilliard (2nd) Rae Juan Marbley (2nd) Donnie Lewis Jr. (HM)
2016	Nico Marley, LB (1st) Tanzel Smart, DT (1st) Parry Nickerson, CB (2nd)
2015	Nico Marley, LB (1st) Tanzel Smart, DT (1st)
2014	Lorenzo Doss, CB (2nd) Sam Scofield, S (2nd) Nico Marley, LB (HM) Parry Nickerson, CB (HM)

All-Conference USA

2013	Ryan Grant, WR (1st) Julius Warsmley, DL (1st) Lorenzo Doss, DB (1st) Cairo Santos, PK (1st)
2012	Ryan Grant, WR (1st) Cairo Santos, PK (1st) Billy Johnson, LS (1st)
2011	Trent Mackey, LB (1st) Orleans Darkwa, RB (2nd) Dezman Moses, DL (2nd)
2010	Phillip Davis, S (1st) Orleans Darkwa, RB (2nd) Trent Mackey, LB (2nd)
2008	Troy Kropog, OL (1st) Craig Gelhardt, DS (1st) Ross Thevenot, P (2nd)
2007	Matt Forté, RB (1st) Aryan Barto, C (2nd) Antonio Harris, DE (2nd)
2006	Chris Beckman, P (2nd) Israel Route, CB (2nd) Matt Forté, RB (3rd) David Skehan, DB (3rd)
2005	Anthony Cannon, LB (1st) Chris McGehee, OL (2nd) Preston Brown, WR (3rd) Matt Traina, OL (3rd)
2004	Chris Beckman, P (1st) Roydell Williams, WR (1st) Joey Dawson, S (2nd) Anthony Cannon, LB (3rd) Antonio Harris, DL (3rd) Fred Smith, PR (3rd)
2003	Mewelde Moore, RB (1st) Roydell Williams, WR (1st) J.P. Losman, QB (2nd) Tra Boger, S (2nd) Chris Beckman, P (2nd) Chris McGee, OL (3rd) Sean Lucas, CB (3rd)
2002	Floyd Dorsey, DE (1st) Lynaris Elpheage, CB (1st) Lynaris Elpheage, PR (2nd)

2001	Seth Marler, P (2nd) Seth Marler, PK (1st) Mewelde Moore, RB (1st) Torie Taulli, C (1st) Roydell Williams, WR (2nd) Adrian Burnette, WR (1st) Bernard Robertson, OT (1st) Casey Roussel, P (1st) Jerry Phillips, LB (2nd) Patrick Ramsey, QB (2nd)
2000	Jajuan Dawson, WR (1st) Jerry Godfrey, OL (2nd) Seth Marler, PK (2nd) Michael Jordan, DB (1st) Shaun King, QB (1st) Bernard Robertson, OL (1st) Jajuan Dawson, WR (2nd) P.J. Franklin, WR (2nd) Jerry Godfrey, OL (2nd) Dennis O'Sullivan, DL (2nd) Brett Timmons, LB (2nd)
1999	Shaun King, QB (1st) Toney Converse, RB (1st) Jajuan Dawson, WR (1st) Cory Geason, OL (1st) Brad Palazzo, PK (1st) Brad Hill, P (1st) P.J. Franklin, WR (2nd) Terence Cook, DL (2nd) Keaton Cromartie, DL (2nd) Michael Jordan, DB (2nd)
1998	Cyril Brockmeier, OL (1st) Cory Geason, TE (1st) Jeff Liggon, KR (2nd) Will Carlisle, OL (2nd) Derrick Singleton, LB (2nd)
1997	Steve Schuler, T (1st) Cory Geason, TE (1st) Jamaican Darteiz, RB (2nd) Cyril Brockmeier, OL (2nd) Keith Cook, DL (2nd) Cedric Anderson, DB (2nd)
1996	
1995*	

* In 1995, Conference USA named an all-star team, prior to its first official season of football.

Conference USA All-Freshman Team

2013	Nico Marley, LB
2012	Darian Monroe, DB Lorenzo Doss, DB
2011	Michael Pierce, Jr., DT
2010	Orleans Darkwa, RB Cairo Santos, K Zach Morgan, OL Shakiel Smith, LB
2009	Andrew Niernman, OL Devin Holland, DB
2007	Troy Wilson, LB Nick Landry, OL Michael Parenton, OL Cary Koch, WR
2006	Aryan Barto, OL Matt Forté, RB Antonio Harris, DL
2005	Billy Harrison, DE Kelvin Johnson, LB Derek Rogers, OL Israel Route, DB
2004	Anthony Cannon, LB Chris McGee, OT Damarcus Davis, WR Sean Lucas, CB Matt Traina, OG
2003	Jay Ashton, DL Tra Boger, LB

2000	Bobby Hoover, TE Brandon Spincer, LB Lonnie Crayton, DT Brendon Drysdale, C Lynaris Elpheage, CB J.P. Losman, QB Mewelde Moore, RB Roydell Williams, WR Floyd Dorsey, DL Quentin Brown, DB Seth Marler, PK
1999	Meldon Barnes, DB Ryan Brewer, DL Terrell Harris, WR Zander Robinson, WR Corey Sewell, OL Torie Taulli, OL
1998	Charles Caldwell, OL Toney Converse, RB Corey Jones, DB Warren St. Junious, DB Bernard Robertson, OL
1997	Kevin Dukes, DB Derrick Perry, LB

All-National Independent

1995	Keith Cook, DL (1st) Cory Geason, TE (2nd) Steve Schuler, OL (2nd) Cedric Anderson, DB (2nd) Jamaican Darteiz, RB (3rd)
1994	Mike Staid, DB (1st) Keith Cook, DL (2nd) Bart Baldwin, PK (2nd) Derrick Franklin, WR (3rd) Cory Geason, OL (3rd) Cedric Anderson, DB (3rd) Jeff Liggon, KR (3rd)

All-South Independent

1993	Erik Bruce, G Chip Clark, P Mike Staid, S Mitch Tinsley, C Wil Ursin, WR Mike Staid, S Marc Zeno, WR Marc Zeno, WR Burmell Dent, LB Wayne Smith, WR Tony Wood, PK Robert Griffin, WR Jim Boyle, OG Vince Manalla, P Rodney Holman, TE
1992	Roch Hontas, QB Alton Alexis, WR Ed Murray, PK Chris Doyle, C Bob Becnel, DE Dee Methvin, C Roch Hontas, QB Ed Murray, PK Eric Laakso, OT Ed Murray, PK Ed Beckman, TE Martin Mitchell, DB Ed Murray, PK
1987	Bryan Alexander, DE Jim Gueno, LB
1986	Mike Arthur, G Rusty Chambers, LB Charles Hall, DT Howard McNeill, P Ed Mikkelsen, T
1985	
1983	
1982	
1981	
1979	
1978	
1977	
1976	
1975	
1974	

1973	Mark Olivari, G Charles Hall, DT David Lee, S Mark Olivari, NG Mike Truax, DE Steve Wade, C George Ewing, DB Lee Gibson, PK Charles Hall, DT Mike Koesling, OG Mike Mullen, LB
1972	Steve Barrios, FL Joe Bullard, DB Ricky Hebert, TB Mike Koesling, OG Mike Mullen, LB Mike Truax, DE
1971	David Abercrombie, TB Steve Barrios, WB Joe Bullard, DB Paul Ellis, S Rick Kingrea, LB Mike Walker, DT Allen Wilkenfeld, OG
1970	Steve Barrios, E Joe Bullard, B Charles DeWitt, C Bart Graves, T Rick Kingrea, LB Mike Walker, T Warren Bankston, FB Larry Mickal, OG Ernie Parker, DE John Snell, DT Jim Trahan, HB

All-Southeastern Conference

Associated Press

1965	Bill Goss, LB (1st)
1964	Leon Verriere, DL (2nd)
1963	Clem Dellenger, E (3rd) Mike Calamari, T (3rd) Clem Dellenger, E (2nd) Ernie Colquette, C (3rd) Ernie Colquette, C (3rd) Tommy Mason, B (1st) Phil Nugent, B (3rd)
1962	Richie Pettibon, B (2nd) Dalton Truax, T (2nd) Gene Newton, B (2nd) Ronny Quillian, B (2nd) Tony Sardisco, G (2nd) Bryan Bunthorne, G (3rd) Bryan Bunthorne, G (2nd)
1961	Al Robelot, G (3rd)
1960	Al Robelot, OG (2nd) Max McGee, E (3rd) Tony Sardisco, DL (3rd) Jerome Helluin, OT (2nd) Art Kleinschmidt, DL (3rd)
1958	Paul Lea, T (1st) Paul Lea, T (1st) Eddie Price, B (1st) Dennis Doyle, G (2nd) Paul Lea, T (1st) Eddie Price, B (1st) Dennis Doyle, G (2nd) Dick Sheffield, E (3rd) Eddie Price, B (3rd)
1956	Gaston Bourgeois, G (3rd) Gaston Bourgeois, G (2nd) Hugh Bowers, G (3rd) Ray Olsen, E (1st) William Jones, B (1st) Gaston Bourgeois, G (2nd)
1955	
1954	
1953	
1952	
1951	
1950	
1949	
1948	
1947	
1946	
1945	
1944	

**All-Southeastern Conference
Associated Press (cont.)**

1941	Ernie Blandin, T
	Jack Tittle, G (2nd)
	Walt McDonald, B (2nd)
	Bill Hornick, E (3rd)
	Bob Glass, B (3rd)
1940	Charles Dufour, T (2nd)
	Jim Thibaut, B (2nd)
1939	Harley McCollum, T
	Bob Kellogg, B
	Ralph Wenzel, E (2nd)
	Tommy O'Boyle, G (3rd)
	Fred Gloden, B (3rd)
1938	Warren Brunner, B
	Ralph Wenzel, E (2nd)
	Ray Miller, tackle (2nd)
1937	Ralph Wenzel, E (2nd)
	Norman Hall, G (3rd)
1936	Howard Bryan, B
	William Moss, T (2nd)
1935	Barney Mintz, B (3rd)
1934	Monk Simons, B
	Homer Robinson, C
	George Tessier, G (2nd)
1933	Homer Robinson, C (2nd)
	Floyd Roberts, B (2nd)

**All-Southeastern Conference
United Press International**

1965	Bill Goss, LB
1963	Mike Calamari, T (3rd)
1961	Gus Gonzales, G (3rd)
1960	Tommy Mason, B
1958	Richie Petitbon, B
1956	Gene Newton, B (2nd)
	Ronny Quillian, B (2nd)
1955	Tony Sardisco, G (2nd)
	Ronny Quillian, B (2nd)
	Bryan Bunthorne, G (3rd)
1954	Tony Sardisco, G (2nd)
1953	Al Robelot, G (3rd)
1952	Max McGee, B (3rd)
1951	Jerome Helluin, T (3rd)
1950	Paul Lea, T

**Nashville Banner
SEC Coach of the Year**

1948	Henry Frnka
------	-------------

All-Southern Conference

1932	John Scafide, G
	Don Zimmerman, B
1931	Jerry Dalrymple, E
	John Scafide, G
	Don Zimmerman, B
1930	Jerry Dalrymple, E
	Lloyd Roberts, C
1929	Bill Banker, B
	Lloyd Roberts, C
1928	Bill Banker, B
1926	Harry Gamble, E
1925	Milton Levy, G
	Peggy Flournoy, G
1924	Milton Levy, G
	Peggy Flournoy, B

Academic All-SEC

1965	Conrad Meyer, T
	Bill Goss, LB (2nd)
1964	Conrad Meyer, T
	Bill Goss, LB
1960	Joe LeSage, T

**Liberty Bowl
Alliance All-Star**

1995	Steve Schuler, T
	Cory Geason, TE
	Keith Cook, DL
1994	Mike Staid, S
	Bart Baldwin, PK
	Jeff Liggion, KR

Academic All-C-USA

2012	Ryan Griffin, QB
	Sam Scofield, S
2013	Sam Scofield, S

**CoSIDA Academic
All-District VI**

2000	Mike Truax, TE (2nd)
2001	Seth Zaunbrecher, OL (1st)
2002	Seth Zaunbrecher, OL (1st)
	Adam Podet, LB (1st)
2003	Matt Traina, OL (1st)
	Michael Roberts, DE (2nd)
	Joe Traina, OL (2nd)
2004	Joe Traina, OL (1st)
	Matt Traina, OL (1st)
	Anthony Cannon, LB (2nd)
	Michael Purcell, DE (2nd)
2005	Joe Traina, OL (1st)
	Matt Traina, OL (1st)
	Anthony Cannon, LB (2nd)
	Michael Purcell, DE (2nd)
2009	Andre Anderson, RB (1st)
2013	Sam Scofield, S (1st)
2014	Sam Scofield, S (1st)
2015	Marshall Wadleigh, RB (1st)

**CoSIDA Academic
All-American**

1961	Joe LaSage, G (1st)
1970	David Hebert, DB (3rd)
1971	David Hebert, DB (1st)
1978	Gerry Sheridan, OL (2nd)
1979	Roch Hontas, QB (2nd)
2009	Andre Anderson, RB (1st)
2013	Sam Scofield, S (2nd)
2014	Sam Scofield, S (2nd)

TULANE AND THE HALLS OF FAME**NATIONAL FOOTBALL
FOUNDATION**

Bill Banker, B
Bernie Bierman, Coach
Jerry Dalrymple, E
John Green, G
Lester Lautenschlaeger, B
Eddie Price, B
Clark Shaughnessy, Coach
Claude "Monk" Simons Jr., B

LOUISIANA SPORTS WRITERS

Alex "Greek" Athas, B, 1992
Bill Banker, B, 1978
Bernie Bierman, Coach, 1976
Jerry Dalrymple, E, 1964
Steve Foley, QB, 2002
Charles Flournoy, B, 1968
W.A. "Dub" Jones, B, 1982
Lester Lautenschlaeger, B, 1983
M.L. Lagarde, Administrator, 1993
Max McGee, B, 1984
Tommy Mason, B, 1981
Richie Petitbon, B, 1992
Eddie Price, B, 1971
Tony Sardisco, G, 2004
Clark Shaughnessy, Coach, 1970
Claude "Monk" Simons, B, 1969
Lionel Washington, DB, 2014
Don Zimmerman, E, 1975

**GREATER NEW ORLEANS
SPORTS FOUNDATION**

Alex "Greek" Athas, B, 1980
Bill Banker, B, 1971
Warren Bankston, FB, 1997
Bernie Bierman, Coach, 1971
Ernie Blandin, G, 1987
Tommy Bowden, 2018

Jerry Dalrymple, E, 1971
Bobby Duhan, B, 1980
Charles Flournoy, B, 1980
Steve Foley, QB, 1992
Harry Gamble, E, 1983
Roch Hontas, QB, 1988
Terrence Jones, QB, 2001
W.A. "Dub" Jones, B, 1984
Lester Lautenschlaeger, B, 1980
Tommy Mason, B, 1979
Harley McCollum, T, 1984
Max McGee, E, 1999
Richie Petitbon, B, 1979
Andy Pilney, Coach, 1986
Earl "Bubba" Porche, Athletic Trainer, 1985
Eddie Price, B, 1971
Tony Sardisco, G, 1990
Clark Shaughnessy, Coach, 1973
Claude "Monk" Simons, B, 1974
Bill Svoboda, B, 1987
Lionel Washington, DB, 2014
Marc Zeno, 2016
Don Zimmerman, E, 1978

2005 TEAM HONORED

The 2005 Tulane team received a pair of national honors for their perseverance through adversity following the wake of Hurricane Katrina making landfall near New Orleans in late August. In a pair of events held in Orlando, Fla., the Green Wave received the 2005 Disney's Wide World of Sports Spirit Award at the ESPN/Home Depot College Football Awards Show (pictured from left to right: Brandon Spincer, Pro Football Hall of Famer Kellen Winslow, head coach Chris Scelfo, Matt Traina) and the Football Writers of America Association's Annual Courage Award at the Cingular ABC Sports All-America Team Celebration.





GREEN WAVE IN ALL-STAR GAMES

Senior Bowl

(Mobile, Ala.)

2020	Cameron Sample, DE
2019	Thakarius Keye, CB
2017	Tanzel Smart, DT
2014	Ryan Grant, WR
2010	Jeremy Williams, WR (South Offensive MVP)
2009	Troy Kropog, OT
2008	Matt Forté, RB (Offensive MVP)
2005	Roydell Williams, WR
2004	J.P. Losman, QB
	Mewelde Moore, RB
2002	Patrick Ramsey, QB (Offensive MVP)
	Casey Roussel, P
2001	Bernard Robertson, OT
1999	Shaun King, QB
	Brad Palazzo, PK
1997	Jerald Sowell, RB
1990	Michael Pierce, RB
1989	Terrence Jones, QB
1988	Marc Zeno, WR
1987	Eric Thomas, DB
1984	Don Maggs, T
1982	Jeff Roberts, LB
1974	Steve Wade, C
1973	Mike Mullen, LB
1972	Joe Bullard, DB
	Bob Waldron, DT
1971	David Abercrombie, B
	Rick Kingrea, LB
1969	Warren Bankston, B
1968	Bobby Duhon, B
1962	Gus Gonzales, G
1957	Dalton Truax, E
1961	Phil Nugent, E
1956	Tony Sardisco, G
1955	Eddie Bravo, E
1954	Max McGee, B
1953	Mike Housepian, G
1952	Dick Fugler, T
	Jerome Helluin, T
1951	Dennis Doyle, G
	Joe Ernst, B
	Don Joyce, T
	Paul Lea, T
	Dan Rogas, G
1950	Max Druen, T
	Eddie Price, B
	Dick Sheffield, E
	Bill Svoboda, B

NFLPA Collegiate Bowl

(Pasadena, Calif.)

2019	Darnell Mooney
2018	Ade Aruna
	Parry Nickerson

East-West Shrine Game

(St. Petersburg, Fla.)

2019	Donnie Lewis Jr.
2010	André Anderson, RB
2007	Lester Ricard, QB
1988	Marc Zeno, WR
1982	Rodney Holman, TE
1981	Marty Wetzel, LB
1978	Eric Laakso, T
1977	Martin Mitchell, B
1974	Charles Hall, T
	John Washington, B
1961	Bernard Darré, T
1960	Tommy Mason, B
1942	Ernie Blandin, T
1941	Tommy O'Boyle, G
	Bob Glass, B
1937	Bucky Bryan, B

Texas vs. the Nation

All-Star Challenge

(El Paso, Texas)

2013	Ryan Griffin, QB (Offensive MVP)
2011	Pete Hendrickson, OT
2008	Frank Morton, DT

All-American Bowl

(Tampa, Fla.; discontinued)

1976	Blane Woodfin, DE
1973	Mike Truax, DE

Blue-Gray All-Star Classic

(Montgomery, Ala.; discontinued)

2001	Terrell Harris, WR
2000	Noel Ellis, LB
1999	Jajuan Dawson, WR
1997	Derrick Singleton, LB
1996	Jerald Sowell, RB
1995	Steve Schuler, OT
1993	Michael Batiste, DT
	Ruffin Hamilton, LB
1988	Richard Harvey, LB
1986	Eric Thomas, DB
1985	Ken Karcher, QB
	Burnell Dent, LB
1981	Rodney Holman, TE
1978	Dee Methvin, C
1972	Joel Hale, DT
	Randy Lee, K/DB
1971	Joe Bullard, DB
	Bob Waldron, DT
1970	David Abercrombie, B
	Rick Kingrea, LB
	Mike Walker, DT
1968	Warren Bankston, B
1967	Bobby Duhon, B
1965	Bill Goss, LB
1964	Jim Davis, B
1963	Mike Calamari, T
1960	Cameron Gamble, E
1958	Donald Lockwood, T
1957	Gene Newton, B
	Will Billon, B
1956	Emmett Zelenka, T
	Dalton Truax, T
	Ronny Quillian, B
1955	Tony Sardisco, G
	Bryan Burnthorne, G
	Eddie Bravo, E
1954	Les Kennedy, B
1953	Max McGee, B
	Bobby Nuss, G
1952	Roy Bailey, B
1951	Jerome Helluin, T
	Dick Fugler, T
1950	Dennis Doule, G
	Dan Rogas, G
	Paul Lea, T
	Don Joyce, T
1949	Max Druen, T
	Eddie Price, B
	Dick Sheffield, E
	Joe Renfroe, B
1942	Marty Comer, E
	Lou Thomas, B
	Walter McDonald, B
1941	Jack Tittle, B
	Charles Dufour, T
	Jim Thibaut, B
1940	Harry Hays, B
1939	Warren Brunner, B

Chicago College All-Star Game

(Chicago, Ill.; discontinued)

1961	Tommy Mason, B
	Phil Nugent, B
	Bernard Darré, T
1959	Richie Petitbon, B
1957	Dalton Truax, T
1956	Tony Sardisco, G
1951	Dennis Doyle, G
	Don Joyce, T
1950	Bill Svoboda, B
1949	Emile O'Brien

1946	W.A. "Dub" Jones, B
	Ernie Blandin, T
1945	Joe Renfroe, B
	Roman Bentz
1941	Tommy O'Boyle, G
	Al Bodney
1940	Bobby Kellogg, B
1939	Warren Brunner, B

Coaches All-American Game

(various sites; discontinued)

1973	Randy Lee, DB
1971	Rick Kingrea, LB
	Mike Walker, DT
1968	Bobby Duhon, B
1961	Tommy Mason, B
	Phil Nugent, B

All-Star Classic

(Little Rock, Ark.)

2012	Dezman Moses, DE
------	------------------

Dixie Gridiron Classic

(St. George, Utah)

2011	Justin Adams, DT
------	------------------

Florida All-Star Classic

(Orlando, Fla.; discontinued)

2001	Tim Carter, WR
	Noel Ellis, LB
2000	Jajuan Dawson, WR
1999	Alphonso Roundtree, DB
	Brett Timmons, LB

Hula Bowl

(Honolulu, Hawaii)

1996	Cedric Anderson, DB
1978	Eric Laakso, T
1977	Martin Mitchell, B
1961	Tommy Mason, B

INTA Juice All-Star Classic

(Houston, Texas; discontinued)

2007	Lester Ricard, QB
------	-------------------

Japan Bowl

(Yokohama, Japan; discontinued)

1981	Nickie Hall, QB
	Marty Wetzel, LB

1980	Roch Hontas, QB
1977	Martin Mitchell, B

Las Vegas

All-American Classic

(Las Vegas, Nev.; discontinued)

2005	Tra Boger, DB
	Anthony Cannon, LB
	Sean Lucas, DB

Magnolia Classic

(Jackson, Miss.; discontinued)

2006	Damarcus Davis, WR
	Donald Madlock, OL
2005	Tra Boger, DB

NFLPA Collegiate Bowl

(Carson, Calif.)

2015	Sean Donnelly, OT
2014	Chris Davenport, DT
	Cairo Santos, K

North-South Shrine

All-Star Game

(various sites; discontinued)

1972	Mike Mullen, LB
1963	Clem Dellenger, E
1962	Ernie Colquette, T
1961	Gus Gonzales, G
1932	Winnie Lodrigues, C
	John Scafide, G

Olympia Gold Bowl

(San Diego, Calif.; discontinued)

1982	Rodney Holman, TE
------	-------------------

Raycomm College Football

All-Star Classic

(Montgomery, Ala.)

2013	Ryan Travis, CB
------	-----------------

Tropic Bowl

(North Miami Beach, Fla.)

2016	Royce LaFrance, DE
------	--------------------

College Gridiron Showcase

(Bedford, Texas)

2017	Chris Taylor, OL
------	------------------



The Green Wave have 12 Senior Bowl participants in the last 17 years, including Matt Forté (pictured), Shaun King in 1999, Patrick Ramsey in 2001 and Jeremy Williams in 2010. Ramsey, Forté (pictured) and Williams each earned Offensive MVP honors in the game. Tanzel Smart was the most recent Tulane player to take part in the game, as he saw action in 2017.



ALL-TIME LETTERWINNERS

The following is a list of Tulane's all-time football letterwinners as listed in the university's official records. These records are as complete as possible. If, however, there are any additions or corrections, please contact the Tulane Athletics Strategic Communications office.

A



NICK ANDERSON

Aaron, Bob (mgr)	1975
Abadie, Peter	1957-58-59
Abercrombie, David	1969-70*
Abramowicz, Andy	1991-92
Abrams, L.J.	2009-10
Adams, Doug	1987-88
Adams, Justin	2007-08-09-10
Adams, Melvin	1984-86-87-88
Akin, Joseph	1998-99
Alderetti, Ike	1914-15
Alexander, Bryan	1973-74-75
Alexander, Cedric	1984
Alexander, Keith	1975-76-77
Alexis, Alton	1976-77-78-79
Alexis, James	1984
Algere, Edgar	2001
Alison, James	1922
Allain, Alex (mgr)	1918
Alleman, Eric	1994-95-96
Allen, John C.	1907
Allen, Marvin	1986-87
Allen, Tyrus	1985-86-87
Allen, Richard	2013-16
Aluko, Emmanuel	2008-09-10-11
Amarena, Sammy	1984
Ambrose, Carl	1982-83
Ambrose, Laraun	1983-84-85
Ammerman, John	1976-77*
Ammons, Logan	2019-20
Anderson, André	2006-07-08-09*
Anderson, Angelo	2020
Anderson, Cedric	1992-93-94-95*
Anderson, Frank	1971-72-73
Anderson, Gary	1984
Anderson, John C.	1966-67
Anderson, Marcus	1977-78-79-80
Anderson, Nick	1974-76-77
Anderson, Nick	2019-20
Andrews, Claiborne	1906
Andrews, Connie	1957-58-59
Andrews, John	1935-36-37
Andrus, Gerald (mgr)	1927
Angelo, John	1982-83
Angulo, Henry	1944
Applewhite, Charles	1905
Ardoine, Kendall	2015-16-17-18
Armstrong, Francis	1926-28-29
Arnold, Paul	1965-67
Arrendell, Cad	1912
Arthur, Mike	1973-74
Arthur, Raymond V.	1944-45
Aruna, Ade	2014-15-16-17
Ary, Roy D.	1933-34-35
Ary, William R.	1959-60-61
Asher, Harold	1971-72
Ashton, Jay	2001-02
Asumnu, Chris	2008-09-10-11
Athas, Alex	1943
Athas, Steve	1977-78
Atkins, Sam	1990
Austin, Nathan	2008

B



LARRY BROOKS

Baber, Brent	1975-76
Badger, Paul J.	1904
Badie, Sherman	2014-15-16-17
Baham, Curt	1982-83-84-85
Bailey, Aubrey	1943
Bailey, Bill	1965-66
Bailey, Don	1976
Bailey, E. Royal	1951-52
Bailey, Matthew	2011-12-13-14
Bailey, Roy D.	1945
Baker, Alan	1973
Baker, Blake	2001-02-03-04
Baker, Jerry	1981-82
Baldinger, E.D. (mgr)	1942
Baldwin, Bart	1993-94
Balen, Michael J., Jr.	1942-46-47
Ballard, Steve	1990-91-92
Balistrasse, Mario	1986
Banker, "Buddy"	1937-38-39
Banker, Willis "Bill"	1927-28-29*
Banks, D.J.	2009-10
Banks, Jonathan	2017-18
Banks, Kedrick	2013
Bankston, Richard	1929-31-32
Bankston, Warren	1966-67-68
Barbe, Paul J.	1904
Barge, Tirise	2017-18-19
Barkey, James J.	1983-84
Barnett, Stephen	2009-10-11-12
Barnes, C. Durham	1962
Barnes, Julian Hassen	1916-17
Barnes, Meldon	1998-99-01
Barnes, Walter J.	1917-19
Barousse, Larry M., Jr.	1944
Barré, Stanley	1988-89-90-91
Barrett, Glenn	1972
Barrios, Steve	1969-70-71
Barrows, Thomas	1968
Barto, Aryan	2004-05-06-07
Bass, Houston O.	1906-07
Baston, C. Alvis	1951-52
Batey, Jimmy	1969
Batiste, Jordan	2012-13
Batiste, Michael	2006-07-08
Batiste, Michael	1990-91-92-93
Battard, Alex	2000
Baumbach, Richard	1927-28-29
Bayne, Hugh	1893
Bazer, Rodney	1968
Beaulieu, Gaston	1920
Beck, Chuck	1987
Beckman, Chris	2003-04-05-06
Beckwith, Wendell	2010-11
Becnel, Bob	1977-78-79*
Becnel, James	1977
Behrend, Weldon	1950-51
Bell, Darryl	1987
Bell, Nathan	1973-74-75
Benedetto, Mark	1979-80
Benford, Patrick	2003-04
Benford, Ray	1988-89-90-91*
Benn, Dalvin	1984-86
Bentz, Roman Walter	1940-41-42
Benward, Donnelle	1984-85
Benizio, Mark (mgr)	1985
Bergeret, Eugene	1922-23-24
Berlin, Henry	1905

Bern, R.	1906
Bertrand, Earl	1970
Bertrand, Jared	2017-18
Besselman, James	1962-63-64*
Besselman, William B.	1922-23
Beucher, Nick	2004
Bienvenue, Lionel J.	1918
Bienz, Paul	1947-48-49
Billon, Will	1955-56-57
Bishop, Jim	1985-86-87-88
Bittman, Rudolph	1941
Bizzotto, Larry	1976-77-78
Bjerke, Truls	1961-62
Black, W.A.	1911-12
Blackledge, Roy	1925-26
Blackmon, Kenan	1999-00-01-02*
Blackshear, Gil W.	1922
Blackwelder, Cody	2007-08
Blair, Wayne	1995-96-97-98
Blakemore, Allen (mgr)	1893
Blanchard, Felix A.	1915-16-20
Blanchard, Walter J.	1906
Blandin, Ernest C.	1939-40-41
Blaylock, Will	2002-03
Block, Zachary	2015-16-17-18
Blount, James	1956-57-58*
Blum, Casey	2010
Boasberg, Louis	1931-33
Bodenger, Morris	1928-29-30
Bodine, Robert	1991-92-93
Bodney, Albert A.	1938-39-40
Bogar, Cliff	1994
Boger, Tra	2001-02-03-05
Bohne, F.J. (mgr)	1903-04
Boisvert, Robert A.	1962
Bonar, William	1948-49-50
Bond, Ralph	1936-37-38
Bonvillian, Kit	1973-74-75
Bookatz, Bart	1968-69
Booker, Ygenio	2019-20
Bookout, Bertram E.	1919
Bordes, David	1973-74
Borne, Allen	1955
Bost, E.J.	1911
Boudreaux, Donald	1953-54
Boudreaux, Ray	2004-05-06
Boudreaux, Tommy	1976-77
Bounds, Jesse C., Jr.	1948-49
Bourgeois, Brian	1973-74
Bourgeois, Gaston	1943-44-45-46
Bourgeois, Lynn (mgr)	1978
Bourne, Mark	1983
Boutte, Devin	2012-13
Bowers, Hugh H.	1945
Bowie, Eric	2015
Bowling, J.R.	1896
Bowman, Marcus	1952
Boyd, Kevin	1984
Boyd, Steve	1968-69
Boyle, Jim	1981-82-83*
Brahman, William H.	1958-59
Bracy, Darvon	2000-01
Bradwell, Darius	2016-17-18-19
Brainerd, E.	1902
Branon, Percy	1999-00
Brantley, Johnathan	2017
Bratcher, Ben	2019
Bratton, Paul J.	1957-58-59
Bravo, Edward	1951-52-53-54*
Breaux, Devon	2013-16
Brekke, Fred E.	1938-39-40
Brennan, Owen	1978
Brewer, Ryan	1998-99-00
Bricker, Charles	1945

Briggs, Dominique	2017-18
Bright, Don	1963-64
Brignac, Donald	1950-51
Brignac, Julian P.	1941-42-46
Brinker, Alvin A.	1945
Brinkman, William H.	1938-40
Brinson, Harold	1949-50
Brister, Walter "Bubby"	1982
Broadnax, Corey	1991-92
Brobby, Gerald	2001-02-03-04
Brock, Paul	1973-74-75
Brockmeier, Cyril	1993-94-95-96
Brogan, John E.	1907
Bronzo, Anthony	2013-14
Brooks, Larry	2018-19-20
Broussard, Gerald	1982-83-84
Brown, Alfred W.	1922-23-24*
Brown, Benjamin	1919-20-21-22
Brown, Bill	1964-65
Brown, Gary	1977-78-79-80
Brown, Leroy	1987-88-89-90
Brown, Leeward	2016
Brown, O'Lindsay	2006
Brown, Preston	2003-04-05-06
Brown, Quentin	1999-00-01-02
Brown, Quentin	2018
Brown, Robert A.	1973-74-75-76
Brown, Rusty	1976
Brown, Sorrell	2020
Brown, Taurean	2003-04-05-06
Brown, Temple	1906-08*
Brown, William Rainey	1947-48-49
Brown, Winfred	2002-03
Browne, Patrick W.	1925-26-27*
Browner, Willard	1978
Browning, Andrew	1989
Browning, Charles	1967-68
Brownson, Bradley C.	1933-34
Brownson, James (mgr)	1943
Bruce, Erik	1991-92-93-94*
Bruchhaus, Sam	2019-20
Brunner, Warren	1936-37-38
Bruno, John, Jr.	1933-34
Bryan, Howard Lee	1933-34-36
Bryant, Aaron	2012-13-14
Bryant, Larry	2016-17-18-19
Bryant, Tony	2007-08-09-10
Bryant, Winfred	1985-86
Buchanan, James E.	1894
Buchanan, John	1970-71-72
Buckner, Norman W.	1935-36-37*
Bufkin, Ed	1963
Bugg, Derick	1999-00-01
Bullard, Joe	1969-70-71
Bullock, Chrys	1998-99-00-01
Bullock, Taylor	2011-12
Burguiere, Albert	1961-62-63
Burke, Earl P., Jr.	1951-52-53
Burke, Larry	1979
Burke, Monte	1993-94-95
Burkes, John V., III	1956
Burks, Travis	2006-07-08-09
Burnett, Mike	1982
Burnette, Adrian	1997-98-99-00*
Burnthorne, Bryan	1952-53-54-55*
Burns, Kevin	2009
Burst, Benny	1981-82-83-84*
Burst, Shawn	1986
Burthe, Leo	1894-95
Burton, Lenzer	1987-88-89-90
Bush, Chris	2001-02-03-04
Bush, James	1895
Bush, Louis	1896*
Butand, Russell	1926-27





Butchee, Richard E	1952
Butler, Danté	2011-12-13-14
Butler, Gary	1989-90-91-92
Butler, James, P.	1894-96
Butler, Monette L	1937-38-39
Butts, Reggie	1979-80-81-82
Bynum, Doug	1971-72-73
Byrd, Brant	1991-92
Byrd, Kerschall	2011



Calamari, Michael P	1961-62-63*
Calandro, Tommy	1976-77
Caldwell, Charles	1997-99-00-01
Calhoun, A. Bradford	1967-68
Calhoun, Charles	1931-32-33
Callan, John	1911
Callan, Nicholas	1909
Cammarata, Mike	1965-66-67
Camp, Charles I	1951-52-53*
Camp, Sammy P	1960-61-62
Campen, James	1984-85*
Campomenosi, Louis	1964-66-67
Campora, John A	1946-47
Campretti, Jonathan (mgr)	1992-93
Cannon, Anthony	2002-03-04*05*
Cannon, Christopher	1983
Cannon, Nick	2003-05-06
Capdeville, Auguste	1901-02
Capps, Thomas	1961
Capretz, Donald A	1964-65-66
Caravello, Joe	1984-85*
Cardoza, Hart M	1916
Carlisle, Will	1993-94-95-96*
Carmody, James	1954-55
Carnes, Jeff	1976-79
Carney, Sean	2005
Carr, Tellius	1995-96-97-98
Carr, Tom	1974
Carroll, Cameron	2018-19-20
Carroll, Quinlan	2014-15-16-17
Carroll, Russell	1956
Carter, C.C.	1901
Carter, Doug	1978
Carter, Tim	1996-98-99-00*
Carthon, Richard	2012-13-14
Caruso, John	1954-55-56
Cash, Antony J	1945
Cassibry, Fred J	1938-39-40
Castenado, Walter	1893-94
Castex, Nolan (mgr)	1992-93
Catanese, Paul	1981*
Cate, Charles E	1903-05
Cathey, James	1979-80
Cato, Thomas H	1961-62
Cazeneuve, Joseph E	1915
Cephus, Marvin	1985-86
Cesario, Richard	1992
Chaisson, John	1959-60-61
Chambers, John T	1903-04-05*
Chambers, Karl	1985-86-87
Chambers, Russell	1972-73-74
Chaplain, Fred	1943
Chapoton, Ron	1963-64
Chappuis, Duke	1968-69
Charles, Edgar	1976-77
Charles, Patrick	1998
Chauvin, Edward L	1952-53
Chavez, Joseph R	1945
Cheviot, Tom	1977-78-79
Chidester, Gerry	1972-73
Chretien, Dwight	1976
Christian, Marvin	1977-78-79

Christian, Willie	2003
Cies, Joseph O	1942
Clark, Anthony	1990-91
Clark, Augustus H., Jr	1934
Clark, Chip	1990-91-92-93
Clark, Macon	2018-19-20
Clark, S	1895
Clarke, Howard	1902-04
Clay, Barney S	1915
Clay, George	1938-39
Claybrook, Joey	2018-19-20
Clement, Peter	1951-52-53
Clement, Ronnie	1988-89-90-91
Clements, Miles	1974-75
Clements, Wayne	1985
Clements, William	1957-58-59*
Clemons, Sedric	1996-97-98-99
Clewis, Jabril	2017-18
Cleveland, Carl	1962
Cline, Charles	1973-74
Clingon, Billy	1969-70
Coates, Charles J	1952-53-54
CoBell, Logan	2008
Coco, Malcolm "Butch"	1964-65
Cole, Kevin	1978-79-80
Colee, Otto L	1916-17-18*
Coleman, Kris	2000-01-02-03
Collett, Eldon	1984
Collins, Forbes (mgr)	1943
Collins, John J	1903
Collins, Reynolds M	1939
Cologne, S.C. (mgr)	1905
Colon, Adrian A	1960-61-62
Colon, Percy	1958
Colquette, Ernest C	1960-61-62*
Colquette, Jerry	1964-65-66*
Comardelle, Brent	2010-11-12
Comeaux, Thomas L	1950-51
Comer, Martin F	1941-42
Commagere, J. Adolph	1911
Commander, Ray	1969-71
Conger, Tom	1993-94
Conley, Kapua	1996-97-98-99
Conley, Wilber F., Jr	1953
Connell, Charles	1961
Connolly, James W	1905-06*-07
Conniff, Robert	1898
Converse, Toney	1997-98-99
Conway, Eustace	1910
Cook, Keith	1993-94-95-96*
Cook, Kerwin	1997-98-99-00
Cook, Terence	1994-95-96-97
Cooper, Tristan	2014-16
Corbin, Robert A	1913
Cormier, Melvin J	1983-84-85
Corn, Ron	1969-70-71
Cornett, Robert	1959
Cortez, George M	1962-64
Cosse, Spiro Gus	1958
Cothran, Randy	1974
Cotros, Charles Harry	1957
Cottrell, Al	1955
Coughlin, Timothy D	1965-66-67
Counce, John, III	1945
Coutrer, N.W.	1910
Cox, Harvey	1981-82-83-84
Cox, Michael	2004
Craig, Emmett	1898
Craig, Preston S	1944
Craighead, Edward B	1910-11
Crandell, Howard	1901
Crayton, Lonnie	2000-01
Crenshaw, Louis	1960-61
Crockett, Domonick	1997-98-99-00
Cromartie, Keaton	1994-95-96-97
Crosby, Jay	1963-64
Crosby, Richie	1984
Crouch, Ernest, Jr	1945

Crow, Paul	1981
Crowder, Carl	1963-64-65
Crozier, Rick	1987-88-89*
Cuellar, Manny	1995-96-97-98
Cuiellette, Glen	2016
Culp, Howard	1968
Culwell, David	1972
Cumby, Garry	1986
Cummins, George C	1951-52-53
Cummins, Pat	1986-87
Cunane, Kevin	1993-94-95-96
Cunningham, Brooks	2008-09
Cunningham, Thomas	1930-31-32
Cunningham, Tony	1997-98-99
Curtis, Jeff	1995-96-97-98
Curtis, Johnny	1995*
Curtis, Preston	2000
Cuyler, Sherwood A	1946



Dace, Larry	2014-16
Daffin, Terry	1978-79-80
Daigle, J Charles Jr	1949-50-51
Dailey, Carl	1937-38-39
Dalovisio, Peter R	1935-37
Dalrymple, Jerry	1929-30-31*
Daniel, Kenneth	1975
Daniels, Christian	2019-20
Darkwa, Orleans	2010-11-12-13
Darney, James H., Jr	1965-66-67
Darré, Bernard	1958-59-60
Dartez, Jamaican	1995-96-97-98
Darwin, M.S.	1900-01
Dauphine, Corey	2018-19
Davidson, Eddie (mgr)	1924
Davenport, Chris	2013
Davis, Carl	2001-02-03-04
Davis, Chandler	2008-10
Davis, Damarcus	2002-04-05-06
Davis, Darron	1989-90-91
Davis, Delando	1998-99
Davis, Euell	1948-49
Davis, Fred	1986-87
Davis, Jacob	2011
Davis, James H., Jr	1962-63-64
Davis, Kyle	2010-11-12-13
Davis, Leonard	2013-14
Davis, Moss (mgr)	1974
Davis, Reginald	1991-92-93*
Davis, Roscoe	1989-90-91
Davis, Phillip	2007-08-09-10
Davis, Sam	2015-16
Davis, Tony	1988
Davis, Zach	2010-11-12-13
Dawkins, Darryl	1978-79-80
Dawson, JaJuan	1996-97-98-99
Dawson, James	1972
Dawson, Joey	2002-03-04*
Dawson, Robert K	1967
Dawson, Lowell	1929-30-31
Day, W	1926
Dean, Jeff	1991-93-94-95
Deaton, Ryan	1992-93-94
Decha, Danny (mgr)	1980
DeClouette, Darius	1987-88
deColigny, Calvert	1929-30-31
Dedeaux, Homer	1947-48-49-50
DeFraités, Emanuel	1938-39-40
Deichmann, Oliver (mgr)	1926
DeLaneuville, Artie	1983
Delaney, Dennis	1972-73-74
DeLaughter, Tony	1978

DeLaume, E.J.	1901
DeLaune, Elson Morris	1931-32
Delery, Shane	2009, 2011
Delhomme, Alfred	1969
Dellenger, Clement R	1961-62-63
Dejean, Cameron	2012
Demarest, Aley	1994-95
Dembinski, Daniel J	1965-66-67
Demma, Albert	1946
Dempsey, Fred	1951-52
Dennis, Harold	1989-90-91-92
Dent, Burnell	1982-83-84-85*
Deramee, Edmond L., Jr	1946-47
deRochemont, Darren	2007-08
deWitt, Charles	1968-69-70
Dews, Alvin B	1944
Dexheimer, Robert	1937
Diaz, Arnie	1977-78-79-80
Diaz, Junior	2015-16-17
Dickerson, Eric	1987
Dickson, Helion, Jr	1933
Dillard, James	2005-06-07-08
Dirmann, John F., Jr	1935-36-37
DiRocco, Andrew	2014-16
DiVietro, John	1957-58-59
Dixon, Zack	1981-82-83
Dodd, Chris	1993-94
Doland, Jack	1949
Domingue, Jack	1961*
Donaldson, Elvis J., Jr	1966
Donnelly, Sean	2011-12-13-14
Donohue, John	1994-95-96-97
Dorsey, David	1998-99-00-01
Dorsey, Floyd	1999-00-01*-02*
Dorsey, Nate	1979
Doss, Lorenzo	2012-13-14
Doughty, Ken	1972
Douglas, Brian	1978-79-80-81*
Dove, Michael	1991-92
Dowden, Corey	1988-89-90
Dowell, Eddie	1984
Doyle, Cecil C	1951
Doyle, Chris	1977-78-79
Doyle, Dennis V	1947-48-49-50*
Doze, Mitch	1985
Drawe, William	1931
Dreifus, Carl	1922
Dreyfous, H.N.	1904-05
Dreyfuss, Albert M	1907-08-09
Druen, Max E	1947-48-49*
Drysdale, Brendon	2000-01-02
Dublin, Corey	2017-18-19-20
Duck, Bryan	1968-69-70
Ducre, Brad	1991-92-93-94*
Duffe, Clarence	1968
Dufour, Charles	1939-40-41
Dufour, H.G. (mgr)	1894-95
Dugas, Wayne	1955
Duhon, Bobby	1965-66-67
Dukes, Kevin	1996-97-98-99
Dunaway, Ricky	1976-77-78
Duncan, Billy	1990-91-92-93
Duncan, Tim	1990
Dunn, Charles	1983-84-85
Dunn, Chris	2006-07-08
Dunn, Edward	1958
Dean, James	2000-01-02-03
Dunphy, Joe	1976-78
Dupleche, August	1900
Duplessis, Antoine	2008-09
Dupre, Coleman	1971-72-73
Dupre, G.L. (mgr)	1901-02
Duvigneaud, Harry	1953-54
Duren, William L., Jr	1926
Dwyer, William D	1917-1920
Cornelius Dyson	2020



E

East, David	1963-64-65
Eatherly, Geron	2016-17-18-19
Echebelem, Chinsonso	2006-07-08-09
Echols, Taylor	2008-09-10-11
Eddy, Charles P., Jr	1936
Edwards, Braynon	2016-17
Edwards, John	2009-10-11
Edwards, Marc	2012-13
Edwards, Samuel E	1946
Edwards, Terry (mgr)	1969
Edwards, Tommy	1969
Egan, Dan	1957-58
Ellender, Bennie, Jr.	1943-44-47
Elliott, Scott	2005-06-07-08
Ellis, C.J., Jr	1909
Ellis, Noel	1996-98-99-00
Ellis, Paul	1969-70-71*
Ellis, Jordan	2005-06-07-08
Elmore, Wade	1981-83-84
Elpheage, Lynaris	2000-01-02
Ely, James A Jr	1940-41-42*
Elzy, Derrick	1999-00
Emerson, D.A.	1957
Emerson, Thomas	1961
Encalade, Terren	2014-16-17-18
English, Gordon C	1940-41
English, Jon	1983
Ernst, Joseph A	1948-49-50
Ernst, Vernon	1988-90-91
Eshleman, Charles E	1903
Eshleman, Charles L	1898*-99*-00
Eshleman, I.S. (mgr)	1908
Eshleman, Sidney St John	1908
Eskrigge, Tathman	1927-28
Estep, Brian	1989-90-91
Eugene, Malik	2015
Eumont, Victor M., Jr	1965-66-67
Eustis, Cartwright	1895
Eustis, Ernest L	1907
Eustis, Ernest L., Jr (mgr)	1931
Eustis, Hallie (mgr)	1936
Eustis, Richard (mgr)	1900
Eustis, Ross (mgr)	1939
Evans, Bernard P	1934-36
Evans, Earl	1926-27-28
Evans, Eric V. "Turk"	1967
Evans, James	1960-61
Ewing, George	1970-71-72

F

Fagan, Shawn	1990-91-92
Falgoust, David	1973-74
Farley, Darryl	2009-10-11-12
Farrell, Michael B	1968-69-70
Faucheux, Rene	1975-76
Faust, Edmond L	1914-15-16-17
Faust, Richard	1942
Feathergill, William	1933
Federico, John	1961
Felts, Nollie	1930-31-32*
Fenner, Darwin (mgr)	1928
Ferdinand, Melvin	1988-89-90
Ferguson, Walter A	1945
Ferrell, Albert J	1908-09
Fick, Everett	1913-14-15
Field, Richard J	1918-19
Figaro, Devin	2009-10
Fillmore, Eric	1991-92

Findley, Michael J	1964-65-66
Finley, Leonard	1943-44-46-47*
Finley, Ridgeley	1896
Fischer, Edward D., Jr	1942
Fisher, Noah	2018
Fitts, Frank	1920-21
Fitzgerald, Edwin F	1963
Fitzpatrick, Harry W	1899
Fitzpatrick, Michael K	1965-66-67
Fleming, King	1957-58
Fleury, Rene	2014
Flournoy, Charles	1923-24-25
Flower, Charles H	1938-39-40
Flowers, William	1936-37
Flye, Steven	1993
Foley, Michael	1972-73
Foley, Rob	1971-72
Foley, Steve	1972-73-74*
Fontenette, Chino	2002-03
Fontenot, Terry	1999-00-01*-02
Foot, A.K.	1895
Ford, Herbert	1927-28-29
Ford, William Albert	1921
Foreman, Jeremy	2003-04-05-06
Forte, Chip	1976-77
Forté, Gene	1975-76-77*
Fort, Jeff	1978
Forté, Matt	2004-05-06-07*
Fortier, Donald L	1946-47-48
Fortier, James (mgr)	1910
Fortner, Tom	1972-73-74
Fos, James (mgr)	1949
Foster, John A	1916-17-18
Foster, Rufus	1893
Fox, Calvin	1968
Foyil, Ace	2005
Francingues, Wayne J	1967-68
Francis, Kendal	1997
Francis, Octave "Toddy" J, III	1983
Frank, John B	1944-45
Franklin, Derrick	1993-94-95-96
Franklin, Jarrod	2013-15-16-17
Franklin, P.J.	1995-96-97-98
Franz, Nolan	1979-80-81
Franz, Robert W	1946-47-48-49
Freeman, Elijah	1993-94-95-96*
Freeman, Howard	1961
Freiwald, Udal (mgr)	1985
Freret, Julian (mgr)	1938
Freshwater, Ken	1991
Friedrichs, Edwin J	1935-36-37
Friloux, Adonis	2020
Fritch, Gus (mgr)	1921
Frith, Alva (mgr)	1905
Fugler, Richard G	1949-50-51*
Fulton, J.D.	1899
Funderburk, Steven	2011

G



MEREK GLOVER

Galiano, Russell P	1961-62-63
Gallo, Nolan	1977-78-79
Galloway, Edgar	1916
Gamache, John	1976
Gamble, Cameron C., Jr	1959-60
Gamble, Harry	1922-24-25-26*
Garcia, Eutiquio E	1921
Gardner, William	1922
Garrett, Brooks	1911-12
Garrett, Jordan	2009
Gartman, Maurice	1967-68
Garza, Jaime	1972-73-74-75*
Gaspard, Charles	2008-09-10

Gaston, Cameron	1973-74-75
Gately, T.T.	1913-14
Gates, Jeff	1976-77-78
Gatewood, Lester	1943
Geason, Cory	1994-95-96-97*
Geishauser, George	1980-81
Gelhardt, Craig	2005-06-07-08
Gendron, Joseph	1968-69-70
Genella, Louis J	1893-94-95
Genenz, Robert P	1963-64
Gentling, Gregory P	1917
Gentling, Harold	1917-18
Gentling, Philip H	1940
George, Garrett	1912-13-14*-15
George, Woodruff	1906-08-09
Gerthe, Greg	1996
Gibson, Lee	1970-71-72
Gilbert, Buddy	1973-74-75
Gilbert, James	1943
Gilbert, Tyler	2013-14
Gill, Roger	1992-93
Gillis, Charles E	1907-11-12-13
Gilmore, Abner B	1898
Gilmore, Otis	1954-55
Gilmore, Wilbert	1990-91-92-93*
Ginsburgh, Jonathan	2010-11
Glapien, Matthew	1997-99-00
Glass, Robert L	1939-40-41
Glass, Thomas S	1940-41
Gleason, Greg	1970
Glenn, Devin	2015-16-17-18
Glisson, James B	1948-49
Gloden, Frederick, Jr	1938-39-40
Glover, Harry "Wop"	1929-30-31
Glover, Casey	2019-20
Glover, Merek	2017-18-19-20
Godfrey, Brandon	2014-15
Godfrey, Jerry	1996-97-98-99
Godfrey, Trey	2001
Godwin, James	1970-71-72
Goff, Ricky	1979-81-82*
Goines, Andre	1993-94
Goldsmith, Ben	1923-24
Goll, Charles F	1935-36-37
Golomb, Clarence J	1938-39-40
Golub, Aaron	2015-16-17
Goodell, J. Elson	1937
Goodson, W.E.	1913
Goosby, Joe	2004-05-06-07
Gonzales, Gus E., Jr	1959-60-61
Gorham, D.B.	1898
Gorman, Albert	1936-37
Gorman, Chuck	1986-87
Goss, William L	1963-64-65*
Gould, Ernest H	1933-34-35
Graham, Lawrence	2016-17-18-19
Graham, Tye	2002-03
Grant, Ryan	2009-10-12-13
Grasso, Bart	2004
Graves, Bart	1969-70
Graves, Jerry L	1962-63-64
Greco, Phil	1968-69
Green, Arthur	1974-75-76
Green, Charles	1901-02*
Green, Cory	1997-98-99
Green, France	1991
Green, John F	1942
Green, Rashad	2020
Green, Roger	1968
Greene, Billy	1907-10
Grehan, Bernard	1913
Gresham, James, Jr (mgr)	1930
Griener, David	1971-72-73
Griffin, Charles	1974-75-76
Griffin, Darrel	1976-77-78-79
Griffin, Robert	1980-82-83
Griffin, Ryan	2009-10-11-12
Griffin, Tommy	2002

Grimes, Bruce	1969-70
Groff, Matt	2000
Gross, Edward	1968
Groves, Claude	1938-39-40*
Grush, Robert J	1940-41-42
Gueno, Jim	1973-74-75*
Guidroz, Kenneth	2005-06
Guidry, Brad	1988-89
Guidry, Bruce	1966-67
Guillot, George O	1958-59
Guirl, Dan	1986
Gullison, Jack	1974-75-76
Gully, Phil	1906
Gumiela, Mike	1996-97-98
Guthrie, J Birney	1893-94-95
Guyton, T.L.	1912
Guzman, Ronald	1969-70

H



SINCERE HAYNESWORTH

Haber, Scott F	1967
Hackett, Allen	1902
Hahn, Harry L., Jr	1948-49-50
Haik, George	1931
Hale, Joe	1970-71-72
Hall, Carl "Nickie"	1977-78-79-80*
Hall, Charles	1972-73-74*
Hall, Kevaris	2020
Hall, Norman	1935-36-37*
Hall, P.J.	2016-17-18-19
Haller, Henry, Jr (mgr)	1962
Hamel, Grant	2019
Hamilton, Brandon	1990-91-92-93
Hamilton, Brent	1997-98-99
Hamilton, Ruffin	1990-91-92-93
Hamilton, Logan	2010-11-12
Hand, Robert	2002-04
Hannah, Tony	1985-86
Goldsmith, Ben	1955-56-57
Hanson, Colton	2013-14-15
Harder, Glenn	1970-71-72*
Hardie, Eben, Jr	1927
Harding, Matt	2005-07-08
Hardy, Richard	1932-33-34
Harper, Adam	1927
Harper, Billy Joe	1948-49-50
Harper, Sean	2016-17-19
Harper, Will	2016-17-18-19
Harrell, Mahlon	1972-73
Harris, Antonio	2004-05-06
Harris, Charles	2007-08-09
Harris, James L., Jr	1943
Harris, Terrell	1998-99-00-01*
Harris, Terry	1978-79-80
Harris, Tyrone Eugene	1983-84
Harris, V.B. (mgr)	1911
Harris, Zachery	2014-16-17-18
Harrison, Billy	2003-04-05-06
Harrison, Craig	1981-82-83-84
Kiland Harrison	2020
Harrison, Thurston	1985-86-87-88
Harrison, Ian	2008
Hartgroves, Jacob	2005
Hartnett, Steven A	1965-67
Harvey, Beau	1990-91
Harvey, Eldwyn	1996-97
Harvey, Keith II	2012
Harvey, Randall	2019
Harvey, Richard	1985-86-87-88*
Hatch, Billy	1974
Hatcher, Carlos	2018-20
Hathaway, Rick	1979-80
Hawkins, Harold D	1952-53



Hawley, W. Paul	1958
Haynes, Vernon C	1930-31
Haynesworth, Sincere	2019-20
Hays, Harry E	1938-39-40
Hazel, J. Patrick	1951-52
Headrick, Harold E	1948-49-50
Heard, Joseph E	1912
Heaslip, Lawrence	1900
Heath, Wesley	2000-01-02-04
Hebert, David	1969-70-71
Hebert, F. Edward (mgr)	1923
Hebert, J. Olton	1942
Hebert, Ricky	1971-72-73
Heffington, Philip R	1958
Heider, Edward F	1946-47
Hein, John	1981
Helluin, F. Jerome	1949-50-51*
Helm, Tyler	2007-08-09-10
Helton, Kenneth R	1964
Henderson, James W	1934-35
Henderson, Joel	1969-70
Henderson, Phil	1995-96-97-98
Hendrickson, Pete	2007-08-09-10
Henican, C. Ellis	1923-24-25
Henican, Joseph P	1923-24
Henry, Michael	2011-12-13
Henry, Kevin	2020
Herrman, Charles	1989-90-91
Hester, Ray	1968-69-70
Hickey, William, Jr	1938
Hickman, Johnnie M	1948-49
Hicks, Andrew	2015-16-17
Hicks, Eric	2020
Higgins, Al	1964
Hightower, Tommy	1976-77-78-79
Hignight, Brad	1992-93-94
Hill, Brad	1995-96-97-98
Hill, Doyle	1932
Hilliard, Dontrell	2014-15-16-17
Hilton, David	1981
Hindermann, Franz	1913
Hinton, Michael	2019
Hirschfeld, Bob	1984-85-86
Hirstius, Jason	1993
Hobbs, Charles	1989-90
Hobbs, Robert	1953
Hocke, Brant	1999-00-02
Hodges, Darius	2020
Hodgins, James	1930-31-32
Hof, William	1954-55-56
Hof, Edwin S	1944
Hoffman, Fred J	1923
Hogan, Nik	2019
Holcombe, Glenn	1960-61-62
Holl, Josh	2019
Holland, Devin	2007
Holland, Jack	1928-29-30
Hollingsworth, Jeff	1970-71-72
Holm, Darwood	1942-47
Holman, Rodney	1978-79-80-81*
Holsted, Leon D	1944
Holt, Scott, Jr	2006-07
Hontas, Roch	1976-77-78-79
Hooper, Andrew	1928
Hoot, Richard S	1945-46-47
Hoover, Bobby	2001-02-04-05
Hopkins, J.W	1911-12
Hopkins, P. Barney	1923
Horn, Mike	1984
Hornbrook, Tim	1994-95-96
Hornick, William M	1940-41-46
Hotard, R.F	1913
Housepian, Mike	1951-52
Howard, Casey	1981-83-84
Howard, Harris	2008-09-10-11
Howard, Keon	2019-20
Howden, Hunter	2009

Howley, Thomas	1985-86-87
Hubbard, Johnny	1976
Hubbell, Randy	1983-84
Hubbell, Steve	1977-78-79
Huber, Kyle	1968
Huber, Russell	1974-76
Huber, William	1972-73
Hubert, John	1992-93-94-95
Hubley, Earl	1954
Hudak, Ethan	2020
Hudson, Stephon	2017-18-19-20
Huff, Horace	1910
Huggins, James E	1952
Hulbert, Jonathan	1985-86-87
Hunt, W.C	1899
Hunter, Michael	1981
Hunter, Rodney	1985-86-87-88
Hunter, Todd	1993-94-95-96
Hurst, P.J	2018
Husain, Pat	2010
Hyatt, E.C	1896

Igleheart, Elliott	1943-44-45-46
Imgrund, Steve (mgr)	1948
Indicott, Rob	1977-78-79-80
Irvin, Richard	2004
Ivens, E.M. (mgr)	1906



Jack, Tremell	2003-04
Jackel, Cameron	2018-19-20
Jacks, Austen	2009-10-11-12
Jackson, Carlis	2004-05-06
Jackson, Daryl	1994-95-96-97
Jackson, David	1980-81-82-83
Jackson, Don	1993-95-96
Jackson, James	1943
Jackson, Jesse	1991-92
Jackson, Jha'Quan	2019-20
Jackson, Jovon	2002-03-04-05
Jackson, Luke	2015-16-17
Jackson, Thomas	1995-96
Jacobi, Joseph	1975
Jacobs, Tony	1993-94
Jacquet, Todd	2012-13-15-16
Jahncke, Paul F	1899
James, Jamiran	2019
James, Leondre	2014
James, Robert	1943
James, Tyrick	2018-19-20
Jamison, Chaille	1905
Jancik, James F	1965-66-67*
Janson, Leo	1980-81
Jantschek, Kevin	1990-91
Janvier, John	1900-01
Jason, Payten	2009-10
Jenkins, Earl	1982-83
Jenkins, GH	1907
Jensen, Mark	1985
Jerwick, Henry D	1914-15-16-17
Jester, Virgil	1955-56-57
Jeter, Deno	1981-82-83-84
Johns, Peter	1964-65-66
Johns, T.M	1910
Johnson, Alvin	2003-05
Johnson, Billy	2012
Johnson, Chris	2016
Johnson, Devon	2015-16-17-18

Johnson, Douglas E	1934-35
Johnson, Eads	1896
Johnson, Frank	1970-71-72
Johnson, Jeffery	2018-19-20
Johnson, Kelvin	2003-04
Johnson, Patrick	2017-18-19-20
Johnson, Tyler	2016-17-18
Johnson, Warren	1893-94-95
Johnston, Coste Nicholas	1914-15
Johnston, James O	1950-51-52*
Jolin, John	1973-75
Jones, Alfred	1976-77-78*
Jones, Amare	2018-19-20
Jones, Charles	2014-15-16-17-18
Jones, Clayton	1979
Jones, Clifton	1978
Jones, Corey	1997-98-99-00
Jones, Curtis W., Jr	1944
Jones, Dwight	1994-95-96-97
Jones, Eric	2008-10-11-12
Jones, George F	1943
Jones, Jamal	1998-99-00
Jones, Jeff	1977-78-79-80
Jones, Keitha, Jr	2018-20
Jones, Kerwin	1999
Jones, Mark	1975-76
Jones, Mike	1978-79-81
Jones, Mike S	1981-82-83-84
Jones, Mykel	2020
Jones, Murphy Neal	1957-58-59
Jones, Nate	1979-80
Jones, Robert T	1948-49-50
Jones, Shawn	1993-94-95*
Jones, Sid	1967-68-69
Jones, Terrence	1985-86*-87*-88*
Jones, William A. "Dub"	1943-44
Joor, William E	1893
Jordan, Michael	1995-96-97-98
Joseph, Cleveland	1974-75-76
Joseph, Derrick	1999-00-01-02
Joseph, Jordy	2012-13-14-15
Joseph, Ky	1997-98-99-00
Joubert, C.E	1906
Joyce, Chris	2018-19
Joyce, Donald G	1949-50
Joyce, Donald	1975

Kahao, Bardull (mgr)	1938
Kane, Thomas S	1943-44
Karcher, Ken	1984-85
Karrh, Dale	1981
Keeffe, Mike	1973-74
Keeran, Kevin	1985
Keeton, James R	1946-47-48-49
Kelley, George F	1917
Kellogg, Robert	1938-39
Kellum, William W	1960-61
Kelley, Logan	2006-07-08-09
Kelley, Rob	2011-12-13-15
Kelly, F.H	1907
Kelly, Rick	1976-77
Kelly, Walter	1956
Kelvin, Hy, Jr	1910
Kemp, Joe	2008-09-10-11
Kennedy, Lester R	1951-52-53*
Kennedy, Robert	2015-16-17-18
Kent, Ronald S	1950-51-53
Kern, T.F	1912
Kerns, Pat	1985
Kerr, Ajani	2020
Kessler, Justin	2005-06-07-08
Key, Oliver J	1942-46

Keyes, Thakarius	2016-17-18-19
Khayat, Edward	1955-56
Kibodeaux, Ferdie	1950-51
Kiefer, Nat	1960
Killeen, Joe L	1915
Killeen, Joe, Jr	1944
Killeen, Thomas E	1925
Killenger, William E	1920
Kilpatrick, Douglas	1899
Kinberger, Douglas L	1903
Kinek, George	1948-49-50
King, Barney	1968-69
King, Brian	2005-06-07-08
King, Shaun	1995-96-97-98
Kingery, Ellsworth	1949-50-51*
Kingrea, Rick	1968-69*-70*
Kinyo, Jeff	1987-88-89-90
Kirchem, William	1937-38-39
Kirkpatrick, Gale F	1950-51
Kirksey, David	2006-07-08-09*
Kirschenheutter, Daniel	1943
Kirschmeir, Chilton B	1926-27
Kirven, Jeff	2001
Kisner, W. Howard, Jr	1958-59
Klein, Victor Henry	1941-46-47
Kleinschmidt, Arthur	1949-50-51
Klock, William F	1958-59
Knight, Sam	1997-98-99-00
Knighton, Hunter	2017-18
Knowlton, John	1978-80
Knutson, Ben	2019-20
Koch, Cary	2005
Kock, Richard	1909
Koesling, Mike	1970-71-72*
Koonce, Philip B	1918
Korf, Mike	1974-75
Kortebein, Mark	1979
Kosienski, Jimmy	2001-02-03-04*
Kottemann, Stanley	1946-47-48-49
Krajewski, Ronald J	1962-63-64
Kramer, Bill	1975-76-77*
Krauss, Dennis	1965-66-67
Kropog, Troy	2005-06-07-08
Krueger, Adam	2008
Krueger, Paul G	1937-38-39*
Krumbhaar, Hugh	1899-1900*-01*
Kuerschen, Chase	2017-18-19-20
Kwentua, Adam	2006-07-08-09
Kyle, Charles A	1932-33-34

Laakso, Eric	1975-76-77
Laborde, David	2014
Laborde, Jack	1968-69-70
Lacassin, Travis	1991-92
Lachaussee, Rusty	1969-70-71*
Lacour, A	1904
LaFrance, Royce	2012-13-14-15
Laiche, Ray	1992-93-94
Lamey, Bo	1972
Lamprecht, George	1922-23-24-25
Landa, John	2006-07-08-09
Landry, David M	1962-63-64
Landry, George E	1945
Landry, Jerome	2002-03-05-06
Landry, Mike	1983-84-85
Landry, Nick	2006-07-08
Langham, Willie	2018-19-20
Lanier, Jason	1998
Lapeyre, Chuck	1973-74-75
Larkin, Charles (mgr)	1914
LaRocca, Victor K	1935-36
Lasiter, Lyndon	1972-73



Lasseigne, Danny	1992-93-94-95
Lasseigne, Leroy Joe	1961
Lassetter, James S	1945
Latos, Thomas	1996-97-98
Lattimore, Kent	1986-87-88
Lauricella, Alex	2009-10-11-12
Lautenschlaeger, Lester	1922-23-24-25*
Lavalais, Lester	1981-82-84
Lawal, Malik	2019
Lawrence, Doug	1972-73
Lazarone, Carl (mgr)	1985
Lea, Paul	1947-48-49-50
Leahey, William J	1945
Leary, Kevin	2008
LeBeau, Brandon	2011-12-13-14
LeBlanc, Bryan	1973
LeBlanc, Maxie	1969-70-71
LeBray, Reggie	1981-82
LeDee, Kevin	2019
Ledet, Art	1969-70-71
Ledford, Dane	2017-18-19-20
Lee, David	1972-73-74
Lee, Evan	2005-06-07-08
Lee, Randy	1970-71-72
Lee, Tanner	2014-15
Lee, Thaddeus	1976-77-78
Legendre, Armand	1917
Legendre, John M	1919-21
Legendre, Marion (mgr)	1916
Legue, John	2015-16-17-18
Leirer, James B	1946
Lemelle, Wayne	1976-77
Lemmon, Harold	1930-31-32
Lemoine, Glenn	1998-99-00-01
Lemon, Don	1974-75-76
Lennox, Edward	1943
LeSage, Joseph R	1958-59-60
Leslie, Perry	1987-88-89
Lester, William E	1909-10
Levert, Lawrence	1899
Levy, Milton "Irish"	1923-24-25
Lewerenz, Stephen	2019-20
Lewis Jr., Donnie	2015-16-17-18
Lewis, Eric	2016
Lewis, Leo V., Jr	1944
Lewis, Marvin	1980-81
Lewis, Walter	1893
Libby, J. Walter	1898
Lichtenstein, Bill	1978-80-81-82*
Liggett, Greg	1981-82
Liggon, Jeffrey	1993-94-95-96
Linfield, Edwin H	1917-18-19*
Little, James	1943
Liuzza, Arthur	1975-76
Lizanich, Michael	2013-14
Locantro, John (mgr)	1972
Locker, Joel	1993-94-95-96
Lockley, Andre	1984-85-86-87
Lockwood, Donald F	1957-58
Lodrigues, Royden	1927
Lodrigues, Stanley	1933-34-35
Lodrigues, Winnie	1930-31-32
Loftin, Chuck	1966-67-68
Loftin, Joseph	1932-33-34
Loftin, Mike	1972-73
Loftin, W. Noel	1934-35-36
Lofton, Stephon	2015-16-17
Logan, Robert F	1945
Logan, T.M. (mgr)	1898
Lombard, John E	1893*
London, Sydnie	2012-13-14
Long, James	1975
Long, T.F. (mgr)	1907
Looney, Terry	1973-74-76
Lopresto, Alex	1969
Lorio, Alvin J	1925-26
Lorio, Ferdinand	1943
Lorio, Gene	1956

Lorio, Rene	1976
Losman, J.P.	2000-01-02*-03*
Louviere, Don	1976-78
Lucas, Sean	2002-03-04-05
Luce, Sidney	1900-01-02
Ludlow, Harry	1902
Lumar, Josh	2005-06-07-08
Lunceford, William (mgr)	1967
Lyons, Grant	1962

M



MARVIN MOODY

Macaluso, Lane	2002-03-04
Macias, Alex	2015
Mack, Reginald	1990-91-92
Mackey, Charles	1955-56
Mackey, Ken	1981-82-83
Mackey, Trent	2010-11
Maddox, George	1948-49-50*
Madlock, Donald	2002-03-04-06
MaGee, Doyle	1930-31
MaGee, James M., Jr	1959
Maggs, Don	1981-82-83
Maginnis, William D., Jr	1942
Magne, Frank	1902-03-04-05
Mahoney, Louis A (mgr)	1934
Maier, William	1926-27
Maibles, Peter P	1912-13-14-15*
Malone, Gary	2002
Maloney, Paul H	1919-20-21-22*
Manalla, Vince	1980-81-82
Mandich, Peter	1939-40-41*
Mangum, Myrtus	1928-29-30
Mangum, W.B.	1898-99-1900-01
Marbley, Rae Juan	2014-15-16-17
Marcel, Roy	1955-56-57
Mares, Rio	2010-11-12-13
Marfsi, Matt	2011-12-13-14
Marks, Nat (mgr)	1922
Marks, Sumter	1911-12-13*-14
Marler, Seth	1999-00-01-02
Marley, Nico	2013-14-15-16
Marmillion, Norman	1939
Marshall, Bob	1969-70-71
Marshall, Chris	1985-86
Marshall, O'Dell	1969-70
Marshall, Ray	1972
Marshall, Shane	1994-95-96-97*
Martin, Jon Paul	1991*
Martin, Leonidas H	1904-09
Martinez, Augusto	1990
Martinez, Mark	1991
Martinez, Owen J. (mgr)	1944
Marts, Lonnie	1986-87-88-89
Mason, Antonio	2002-03-04-05
Mason, Claude "Boo"	1956-57-58*
Mason, Thomas C	1958-59-60*
Massey, A. Elmer, Jr	1928-29-30
Massey, Mark	1983
Mateen, Wallace "Bamm"	2001-02-03
Mattes, William	1936-37
Maxwell, Robert L	1948
McAfee, Carl W	1961
McAfee, Dennis	1967-68
McAfee, Howard V	1942-43-46
McCain, Marvin J	1944-45-46-47
McCall, Clay	1986-87-88-89
McCance, Elmer	1928-29-30
McCarroll, Eugene	1927
McClellan, Tom	1958-59
McClendon, W.H. (mgr)	1920
McCleskey, Jalen	2019
McCollum, Harley	1938-39-41
McConnell, S. Logan	1914

McConnell, Timmy	1983-84
McCool, Edward, E	1952-53
McCormick, John	1929-30-31
McCoy, James	1956
McCray, Timmy	1981-82
McCullum, Sheldon	1988-89-90
McCutcheon, E. Davis (mgr)	1917
McDaniel, John J., Jr	1932-33-34
McDonald, J.T.	2008-09-10
McDonald, Walter V	1940-41-42*
McDowell, Rod	1989-90-91-92
McElhannon, William C	1951-52
McFarland, Brad	2000
McGee, Chris	2002-03-04-05
McGee, Cletus	2002
McGee, Max	1951-52-53
McGehee, Ed	1898-99
McGowan, Darren	1989-90-91-92
McGrath, James B	1935
McGraw, Forbes	1915-16-19-20
McGraw, John	1916-17-19-20-21
McGrew, Jay	1975
McGrew, Sylvester	1978-79-80-81*
McIntire, Larry	1961-62-63
McIntosh, Jerome	1986-87-88-89
McKay, Mike	1981-82
McKeiver, Jim	1972
McKinley, James	1987
McKinney, Jeremy	2006-07
McLaughlin, David	1984
McLean, George	1958-59-60
McLean, John Michael	1950-51*
McLean, Leal C	1924
McLeod, Gaylord	1909-10-11-12*
McLeod, Keyshawn	2016-17-18-19
McMillan, Justin	2018-19
McMillian, Emile	1943
McMurchy, James	2006-07-08-09
McNeill, Howard	1973-74-75
McWilliams, W.K. (mgr)	1942
Meadows, Shawn	1992-93
Meaux, Craig	1976
Medina, Sergio	2013-14-16
Meissner, Russell	1993-94-95-96
Melancon, Joseph, Jr	1965
Melancon, Shawn	1988-90-91
Melton, Buster J	1944
Melton, Ronald	1961
Memtsas, Harold G	1933-34-35
Menefee, James C	1905-07-08
Menge, Francis	1932-33
Menville, John G	1925-26-27
Meraux, Claude Joe	1914-16
Merritt, Christian	2003-04
Mestayer, Jonathan	2020
Methvin, Dee	1976-77-78
Metzger, Danny	1993-94-95-96
Meyer, Conrad, IV	1963-64-65
Meyers, Kyle	2020
Michael, Danny	1985-86-87-88
Michiels, David M	1959-60
Mickal, Larry E	1966-67-68
Mikkelsen, Ed	1972-73-74
Milano, Marc	1991-92-93
Milfelt, Tom	1976-77
Miltholland, William	1915
Milich, Mike	1989-90
Miller, Bryan	1984
Miller, Chance	1989-90-91*-92*
Miller, Charles C	1902
Miller, Donald	1954-55-56*
Miller, Ian	2004-06
Miller, Jaylen	2020
Miller, Kenneth P	1944
Miller, G Pat	1994-95-96
Miller, Raymond	1936-37-38*
Miller, William J	1944
Miller, Wilson Ted, Jr	1960-61-62

Millet, Percy	1976-77-78
Minsky, Jerome	1921
Mintz, Bernard D	1933-34-35*
Mitchell, Adrian	1999-00-01-02
Mitchell, Alan	2008-09-10
Mitchell, Joe	2001-03-04
Mitchell, Martin	1973-74-75-76
Mitchell, Zack	1974-75-76-77
Mitzel, Josh	2006
Moen, Clarence R., Jr	1960-61-62
Molloy, Samuel C	1944
Monget, Henry S	1922
Monjarres, Juan	2018-19
Monk, Marion S	1934
Montero, Carlos	1910
Montgomery, John	1955-56-57*
Montini, Mark	1976-77-78
Monroe, Darion	2012-13-14-15
Monroe, Jaylon	2017-18-19-20
Montana, Nick	2013-14
Montano, Christian	2019
Moody, Marvin	2017-18-19-20
Mooney, Darnell	2016-17-18-19
Moore, H. Tate	1907-08-09*
Moore, Howard A	1966-67-68
Moore, Kevin	2007-08-09-10
Moore, Mewelde	2000-01-02*-03*
Moorhead, Adam	1994-95-96-97
Moreau, James	1935
Morgan, Edward C	1924-25-26
Morgan, Zach	2009-10-11-12
Morrell, Scott	1977-78-79-80
Morris, Barry	1974-76
Morris, Craig	2003-04-05
Morore, Peter	1954
Morton, Frank	2004-05-06
Moses, Dezman	2010-11
Moses, Robert	1979-80-81
Moss, Charles	1970-71-72
Moss, Edmond	1894
Moss, Walter O	1925-26
Moss, William V., Jr	1934-35-36*
Mottram, Francis L	1912
Mouton, Mitch	1997-98-00
Mudrich, Paul	1976-77-78
Mueller, John (mgr)	1969
Mullen, Mike	1971-72
Muller, Charles J	1903
Muller, Fred	1911
Mullin, Harold A	1939-40
Mulmore, Vincent	1986-87-88-90
Mumme, F. Schott	1965-66-67
Murray, Ed	1976-77-78-79
Murray, Lewis	1972
Muse, Randy	1970-71
Myers, Paul B	1902

N

Nagle, John A	1919-20-21
Nance, Stewart	1975
Napoleon, Chase	2016-17
Naquin, Arthur L	1961
Narcisse, Nick	2001-02-03
Navarro, Jason	1994-95
Neal, Eddie	1981-82-83-84
Ned, Shawn	1986
Neenan, Coby	2017
Nelson, Edward B	1894*
Nelson, Maurice	1985-86-87-88
Neuse, Micah	1988
Nevil, Daniel	2000-01-02-03*
Newman, Brian	2018
Newton, T. Eugene	1955-56-57*
Nicholas, Larry M	1962-63
Nickerson, Parry	2014-15-16-17



Nierman, Andrew	2007-08-09-10
Nihart, Arlen A	1949-50
Nix, John D., Jr	1909
Nix, R.R	1904
Nix, William	1973-74-75
Nixon, J.O. (mgr)	1896
Nixon, Taurean	2013-14
Nolan, Greg	1973
Norman, David J.	1925-26
Norwood, Colvin (mgr)	1937
Norwood, Thomas S	1903
Nosewicz, Thomas M	1967
Nugent, Phil H	1958-59-60
Nuss, Robert J	1951-52*
Nutt, Richard A	1946
Nyhan, Stanley	1937-38-39

O

Oakes, Forrest E	1914
O'Bierne, Jack	1911
O'Boyle, Thomas H	1938-39-40*
O'Boyle, Thomas R	1962-63-64
O'Brien, Emile W	1947-48*
Oddo, Randy	1963
Odum, A.J. (mgr)	1925
Odum, Troy	1935
Oechsner, George	1960-61-62
Oelkers, John	1927-28
O'Leary, Mike	1976
Olexa, Travis	2007
Olivari, Mark	1972-73-74-75*
Olsen, Ray O	1943-44-46-47
Oppman, Ray	2011
Onofrio, John	1969*
O'Pry, Lee	1926
Ordeneaux, James	1997-98
Orth, James (mgr)	1972
Osagiede, Sule	2008
O'Steen, Lanis	1964-65-66*
Osteen, William L., Jr	1958-59-60
O'Sullivan, Dennis	1995-96-97-98
Ott, Wiltz C	1935
Owens, D.J.	2016-17
Owens, John J	1940
Owens, Mike	1971-72-73*
Owens, S. Logan	1899



MICHAEL PRATT

P

Pace, David E	1934-35-36
Paddock, Alfred H	1933
Page, Richard	1934-35
Page, Tate C	1933
Painter, Joseph David	1957-58-59
Palazzo, Brad	1995-96-97-98
Palermo, Joseph P	1920
Palermo, Pascal P	1924-25-26
Paliscak, David	1979-1981-82
Parenton, Michael	2005-06-07-08*
Parker, Byron	2003
Parker, Ernest L	1966-67-68*
Parker, Jimmie	1994-95
Parker, J. Porter	1894
Parker, L.J.	2011-12-13
Parms, Willie	1991-92-93-94
Partridge, James D	1952-53
Partridge, Rex F	1947-48-49
Passman, Charles F. (mgr)	1959
Passyn, Ben	1995-96
Paul, Alex	2012

Paulson, Michael	1969-70-71
Payne, Francis	1930-31-32
Payne, Frank T	1903-04
Payne, Virgil	1920-21
Payne, William	1936-37-38
Pearce, Jonathan	1989-90
Pechon, E.E.	1943-44
Peeples, Jeremy	2013
Penney, William	1931
Pepper, Barrett	2003-04-05
Perez, Vic	1980-81-82-83
Perkins, R.T.	1899
Perrodin, Jean-Paul	1991-92-93-94
Perry, Derrick	1996-97
Perry, Joey	1991-92-94-95
Perry, J.R.	1896
Peterson, Terrence	2003-04-05-06
Petitbon, Richard	1957-58
Petroski, Edward J	1951-52
Pfannkuche, Henry C	1921
Philipson, Eric (mgr)	1992-93
Phillips, Allen	1997-98-99-00
Phillips, Frank W	1921-22-23
Phillips, Jerry	1997-98-99-00*
Phillips, Milton B	1932
Picerelli, Peter	2012-13-14-15
Picou, Robert L., Jr	1965
Pierce, Michael	1987-88-89*
Pierce, Michael, Jr	2011
Pinter, Tim	2000
Pisarchi, Sonny	1968-69
Pitcher, H. Kenneth	1907
Pitcock, Chuck	1977-78-79-80*
Pittman, Charles R	1951-52-54
Pizzano, Jack	1926-27-29
Pizzolatto, Nicholas	1966-67-68
Plunkett, Fred	1988-89
Podet, Adam	2009
Poittevent, Edward	1934
Ponce de Leon, Oscar	2006-08-09-10
Ponder, D.J.	2009-10-11-12
Pontius, Uwe	1965-66-67
Popko, Michael J	1983-84
Porche, Earl J. (mgr)	1946-47
Porter, Arthur L	1942-46
Porter, Bryan	1991
Porter, Wade	1993
Post, A.M. (mgr)	1898-99
Potts, John	1893
Pounders, G. Lawrence	1952
Powell, Devin	2013-14-15
Pracko, Bernard F	1941-42
Prats, Raymond	1947-48
Pratt, Michael	2020
Preis, Richard D	1949
Preisser, Frederick	1934-35-36
Presley, Tyrek	2020
Preston, Rickey	2015
Price, Edward J., Jr	1946-47-48-49
Price, Edward J., III	1972-73
Price, Jim	1977-78
Price, Mike	1974-75*-76
Price, Mitchell	1987-88-89*
Price, Raymond	1952-53-54
Prouet, Connor	2019
Prosper, Thaddaeus	1993-95
Prout, Corey	1995-96-97
Pryor, Richard	1973
Purcell, Michael	2003-04-05-06
Pye, Lloyd, Jr	1966-67

Q

Quick, Brandt	2002-03
Quick, Kenny	1976
Quillian, Ronald	1954-55-56*

Quinn, Harold J	1918-19-20
Quinn, Jonathan	1994

R

Racklin, Eric	1987-88
Rainold, Robert (mgr)	1929
Rambis, Larry	1962
Ramke, Vernon Ray	1949
Ramsey, Patrick	1999-00*-01*
Randall, Craig	1993-94
Randall, James B., Jr	1944
Randolph, Arthur	1902
Ranzinger, Matt	2008
Ratcliff, Gabe	2004-05-06
Rawson, William	1957-58
Ray, Edward S	1921
Ray, Joey	2008-09-10-11
Ray, Nick	1978
Raymond, Horace	1994-95-96-97
Raymond, Jerome H	1962
Read, John	1931-32
Reavis, Kevin	1995-96-97-98
Redd, Richard	1968
Redwine, Corey	2012-13-14-15
Reed, James E	1919-20-21*-22
Reginelli, Reginald	1979-80-81-82
Reginelli, Tony	1955-56
Reily, J.W.	1907
Remetich, Josh	2020
Remondet, Michael	2019
Renfroe, Joseph	1942-43-44
Reshard, Genario	1998-99-00-01
Rexinger, Albert (mgr)	1961
Rey, George Lloyd	1952
Reynolds, Edward W	1960-61
Reynolds, William C	1944-45
Rhea, Kermit	1940
Rhodes, Jay	1982-83-85
Rhymes, Kristofar	2008-09-10
Ricard, Lester	2004-05-06
Rice, Donny	1978-79-80
Rice, Laverne	1941-42-46*
Rice, Tyler	2007-08-09
Richard, David	1969-70
Richard, Dennis	1972
Richard, Herschel, Jr	1964-65
Richardson, Benjamin	1938
Richardson, Carl	1969-71
Richardson, Will Pat	1930-31-32
Richeson, W. Lyle	1918-19-20
Rideout, David N	1945
Riess, John (mgr)	1903
Riggs, Harold L	1946
Riggs, William R	1947-48
Rightor, Edward	1893
Riley, Mike	1987-89-90
Riley, O. Ronald	1955-57
Rink, Jay	1987-88-89-90
Ripoll, John	1985-86-87-88
Roach, William F	1959-60-61
Robb, Kirk	1980-81-82
Robelot, Alfred L	1951-52-53*
Robert, Andre	1979-80-81
Robert, Marc	1974-76
Roberts, Floyd	1931-32-33*
Roberts, Frank	1979-81-82-83
Roberts, Jeff	1978-79-80-81
Roberts, Lloyd	1928-29-30*
Roberts, Michael	2002-03
Robertson, Dominique	2010-12-13
Robertson Jr., Jacob	2017-18-19-20
Robertson, Bernard	1997-98-99-00
Robinson, Andre	2011-12-13-14
Robinson, Eddie	2000

Robinson, Frank	1924
Robinson, Frank	1977-78-79-80*
Robinson, George H	1945
Robinson, Harry T Jr	1943-44
Robinson, Homer	1932-33-34
Robinson, Kelvin	1980-81-82-83
Robinson, Selzer B	1923
Robinson, Virgil A	1923-25
Robinson, Zander	1998-99-01
Robottom, Casey	2007-08-09-10
Rodwig, Bobby	1976-77
Roehl, Frederick Howard	1922-23
Roeling, William P	1975
Rogan, John E	1906-07
Rogas, Dan W	1947-48-49-50
Rogas, Gene H	1952
Rogers, Derek	2003-04-05-06
Rogers, Jason	1992-93
Rokovich, John	1973
Roman, A.G.	1893
Rome, Ryan	2010-11-12
Ronquillo, John	1973-74-75*
Rose, Tommy	1980-81-82-83
Roseman, Frederick E	1943-44
Rosenthal, Victor	1913-14-15-16*
Rottmayer, Brandon	2001-02
Rounds, Josh	2012-13-15-16
Roundtree, Alphonso	1995-96-97-98
Roussel, Casey	1999-00-01
Route, Israel	2003-04-05-06
Route, Larry	1983-84-85-86
Roux, Bill	1971
Rowland, David R	1948
Rowland, Jay N	1941-42-46
Rubira, S.S.	1895-96
Rucker, Charles	1927-28*-29
Rudick, Gary	1974-75-76*
Rue, Robert (mgr)	1967
Rush, Gordon, Jr	1960-61-62
Rush, Xavier	2011-12-13-14
Rushing, Paul E	1951-52-53
Rutledge, Rick	1972-73-74
Ryder, Brian	1989-90

S



TVJAE SPEARS

Sadowski, Mark	1996
Saffy, Randy	1982-83-84*
Saia, Robert J	1951-53-54
St Junious, Warren	1997
Sala, Eliapo	1984
Salatich, Peter B	1903
Salazar, Xavier	1996-97
Sambrooks, Laine	2003
Sample, Cameron	2017-18-19-20
Sanchez, Jeff	1999-00-01-02
Sanchez, Scott	1991-92-93-94
Sanders, Brock	2009-10-11
Sanders, James	1979-80-81-82
Sanders, Ken	1968-69-70
Sanford, Mike	1969-70
Santos, Cairo	2010-11-12-13
Santa Marina, Kenneth	2014-15-16
Sapia, Scott	1992
Sapp, Darren	2001-03-04-05
Sardisco, Anthony	1952-53-54-55*
Sauer, Leonard	1937-38
Saunders, Robert (mgr)	1912
Sauter, Richard	1986-87-88-89
Savini, Mark	1982-83-84
Saxon, James	1963-64
Scafile, John	1930-31-32
Scaglione, Vincent	1984-85-86
Scele, Anthony	2006-07



Scelfo, Sam.....	1968-69-70
Schaumberger, Max M.....	1916
Schexnayder, Irving.....	1955-56
Schmidt, Brandon.....	2012-13-14
Schmitz, Wally.....	1943-44
Schneidau, Hughes.....	1934-35-36
Schneider, Leroy.....	1944-45
Schoonmaker, James W.....	1961-62
Schroeder, William.....	1931-32-33
Schubert, Scott.....	1985
Schudell, John (mgr).....	1985
Schuler, Steve.....	1992-93-94-95
Schwartz, Leo J.....	1912
Scofield, John.....	1954
Scofield, Sam.....	2011-12-13-14
Scott, Chris.....	1986
Scott, John S.....	1909
Scott, Nauman.....	1908-09
Scott, Reggie.....	1976-77
Scott, Reggie.....	2005-07-08*-09
Scott, Trey.....	2014-15
Seeling, Buddy.....	1977
Seeuws, Ford.....	1926-28-29
Seiden, Noah.....	2019-20
Senac, Ronald.....	1954-55
Sentelle, N.W.....	1909-10*
Sewell, Corey.....	1998-99-00-01
Sewell, Emmanuel.....	2000-01
Shackelford, Justyn.....	2011-12-13-14
Shafter, Tim.....	2019-20
Sharp, Richard H.....	1913
Shaughnessy, Edward.....	1917
Shea, Harold J.....	1952
Sheffield, Richard P.....	1948-49*
Shelvin, Roxie.....	1999-00-01-02
Shenall, Tavis.....	2015-16-17-18
Sherer, Darrell.....	1987-88-89-90*
Sheridan, Gerry.....	1975-76-77-78*
Shienle, Nathan.....	2013-14-15
Shilstone, Mackie.....	1974
Shinn, Joseph D.....	1950
Shipp, Robert.....	1898-99
Shiver, James.....	1943
Shives-Sams, Julian.....	2005-06-07-08
Shoulders, Darin.....	1987-88-89-90*
Shoultz, James.....	1953
Shupak, Jim.....	1989
Shy, Dedrick.....	2015
Sikora, John F.....	1948-49
Silipo, Joe.....	1977-78-79
Simmons, Leonard (mgr).....	1967
Simms, Trevor.....	2014-15
Simon, Eugene.....	1932
Simon, Robert.....	1932-33-34
Simon, Wilfred.....	1977-78-79-80
Simons, Alfred.....	1980
Simons, Claude, Jr.....	1932-33-34
Simpson, Arthur B.....	1917
Sims, Bartlett.....	1900
Sims, John H.....	1940-41-46
Sims, Mike.....	1976-77-78-79
Singleton, Derrick.....	1994-95-96-97
Sippio, Darin.....	1988-89
Sisk, Harold.....	1969
Skidmore, Adam.....	2011-12-13
Skehan, David.....	2005-06-07-08
Skold, Nate.....	2012-13-14
Smart, Taniel.....	2013-14-15-16
Smartt, Michael.....	1991-92-93-94
Smith, Benedict C.....	1916-19-20
Smith, Bernie.....	1937-38
Smith, Dean.....	1967-68
Smith, Deron.....	1987-89-90
Smith, Donald.....	1965
Smith, Ed.....	1969-70-71
Smith, Elmer L., Jr.....	1963-64
Smith, Evan.....	2007
Smith, Fred.....	2003-04-06

Smith, George.....	1963-64-65
Smith, Jeff.....	1976
Smith, John H.....	1905-06-07-08
Smith, Josh.....	2008-09-10-11
Smith, Merrill.....	1900-01-02-03-04
Smith, Ricky.....	1976-77-78
Smith, Samuel.....	1996
Smith, St. John F.....	1939-40-41
Smith, Shakiel.....	2009-10-11-12
Smith, T. Baker.....	1908-12
Smith, Tristan.....	2001-02-03
Smith, Tyrone.....	1979-80-81-82*
Smith, Wayne.....	1981-82-83
Smith, Willie.....	1990-91-92-93
Smither, Charles.....	1934-35
Snell, John.....	1966-67-68
Snyder, Rodney.....	1992
Songy, Treg.....	1981-82-83-84
Sonnier, Corey.....	2006-07-08-09
Sontag, Michael W.....	1966
Sowell, Jerald.....	1993-94-95-96*
Spann, Tookie.....	1985-86*-87*
Sparks, Cody.....	2007-08-09-10
Spears, Tyjae.....	2020
Spencer, Charles.....	1970
Spincer, Brandon.....	2001-03-04-05
Spinella, Melvin V.....	1959
Spollen, William J.....	1951-52-53
Spring, James L.....	1965-66-67
Staid, Mike.....	1991-92-93-94*
Stant, Pat.....	1987-88-89-90
Stark, Steve.....	1969-70
Stauss, Edward (mgr).....	1935
Stearns, Ellis J.....	1898-99-1900-01
Steeves, Michael B.....	1964
Steigerwald, Richard.....	1963-64-65
Stein, Leonard J.....	1960-61
Stein, Leonard M., Jr.....	1940
Stelly, Kasey.....	2008-09-10-11
Stephany, Jordan.....	2007-08-09-10
Stern, Ferdinand.....	1903-04-05
Stern, M.L.....	1902
Sternfels, Julius.....	1963
Steward, Dan (mgr).....	1919
Stewart, Jason.....	2014-15-16
Stewart, Nelson.....	1998
Still, James.....	1981-82
Stoessel, Alfred L.....	1925-26-27
Stockwell, Sterling.....	2019
Stokes, Fred.....	1984
Stolen, Alvin T.....	1941-42-45
Stopher, Gregg.....	1980-82
Strickland, Terrance.....	1988-89-90-92
Stroble, Charles.....	1933-34
Strozier, Derrick.....	2010-11-12-13
Studdiford, G. Van.....	1916
Suchy, Stephen.....	2010-11-12
Sullen, Jordan.....	2009-10-11-13
Sutter, Malcolm H.....	1919
Sutton, Reggie.....	1985-86-87
Svoboda, William R.....	1947-48-49*
Swanson, Grant.....	1972
Sweeney, Carleton M.....	1957-58
Szubinski, Roland.....	1971-72-73

T



JAETAVIAN TOLES

Talbot, B. Horace.....	1924-25-26
Talbot, Edmond E.....	1917-19-21
Talbot, W. Harry.....	1919-21-22-23*
Tarver, Terrence.....	2000-01-02-03*
Tarzetti, Gene.....	1956-57
Tarzetti, Kenneth.....	1943-46-47
Tate, Kevin.....	1983-84-85-86

Tatford, Evan.....	2011-12
Tatje, Hank.....	1973-74-75
Taulli, Torie.....	1998-99-00-01*
Taylor, Chris.....	2013-14-15-16
Taylor, Hugh.....	1943
Teamer, Roderic.....	2015-16-17-18
Tebault, Grantland.....	1893
Teeuws, Leonard.....	1951
Terranova, Bubba.....	2002-03-04-05
Terrebonne, Theard J.....	1959-60-62
Terry, A.T.....	1907
Tessier, George D.....	1932-33-34
Tessier, Robert A.....	1932-33-34
Tessier, William J.....	1942-46
Tetek, Bernard M.....	1942
Thames, Louis O.....	1933-34-35
Thevenot, Ross.....	2006-07-08-09
Thibaut, James P.....	1939-40-41*
Thibodeaux, Tom.....	1972-73
Thomas, Alfred.....	2018-19-20
Thomas, Caleb.....	2020
Thomas, Calvin.....	2012-13-15
Thomas, Cedric.....	1991-92-93-94
Thomas, Donald.....	1979-81-82-83
Thomas, Eric.....	1985-86
Thomas, Eric.....	2013-14-15-16
Thomas, Farrell B.....	1932-33-34
Thomas, Glenn.....	1975-77
Thomas, Jamar.....	2010-11
Thomas, John.....	1984-85
Thomas, Louis E.....	1940-41-42
Thomas, Louis.....	2005-06
Thomas, Manuel C.....	1941
Thomas, Reece.....	2008
Thomas, Ryan.....	1993-94
Thomas, Steve.....	1969-70-71
Thompson, Jim.....	1969-70-71
Thompson, Larry C.....	1959-60
Thompson, L.D.....	1972-73
Thompson, Lazedrick.....	2013-14-15-16
Thompson, Ray E.....	1951-52-53
Thompson, Ryan.....	2020
Thornhill, Mark.....	1988-90*-91-92*
Thornton, Penn B. "Loot".....	1918
Thornton, Ronald.....	1961-62
Tickles, Marlon.....	1999-00-01-02
Tilton, Ronald.....	1983-84-85*
Timken, Clayton H.....	1944-45
Timmons, Brett.....	1995-96-97-98
Tingley, Kevin.....	1991-92-93-94
Tinsley, Mitch.....	1991-92-93*
Tipton, Darryl.....	1981-82-83
Tittle, Jack A.....	1939-40-41
Toles, Jaetavian.....	2017-18-19-20
Tolle, Mike.....	1968
Toney, James.....	1987-88-89
Toulon, Nat George.....	1965
Toups, Richard.....	1962
Tournillon, Octave J., Jr.....	1944
Townsend, Philip.....	1976-77-78-79
Townsend, William.....	2014-15-16
Trahan, James A.....	1966-67-68
Traina, Joe.....	2002-03-04-05
Traina, Matt.....	2002-03-04-05
Trapani, Mike.....	1972-73
Travis, Ryan.....	2009-10-11-12
Treadway, Andrew.....	1987-88-89-90
Trestman, Israel (mgr).....	1940
Treuting, Steve.....	1972-73-74-75
Troxclair, Wilbur.....	1954-55-56
Truax, Dalton.....	1954-55-56*
Truax, Mike.....	1971-72-73*
Truax, Mike.....	1997-99-00
Tuggle, Trey.....	2020
Tull, Porter.....	1936
Tunstall, George C.....	1922-23
Turner, Keino.....	1992-93-94
Turner, Mike.....	1996-97-98-99

Turner, W.E.....	1901
Turpin, H.H.....	1921
Tuyo, Ade.....	2004-05-06-07
Tyler, Bennie Ray.....	1955-56-57
Tyler, Mark.....	2000

U

Underwood, G. Sellers.....	1913-14
Unsworth, John E.....	1920-21
Upton, E.C. "Tick", Jr.....	1929-30-31
Upton, John R.....	1900
Upton, Miller.....	1937
Ursin, Jerry.....	1988-89-90-92
Ursin, Wil.....	1990-91-92-93
Uzdavinis, Arturo.....	2012-13-14-15

V

Vairin, Nugent (mgr).....	1913
Vallien, Jorien.....	2018
Valls, Mike.....	1969-70
Van Hooser, Wilson.....	2010-11-12
VanManen, Bill.....	1974-75-76
VanMeter, Cliff.....	1975-76
VanMeter, Clifford.....	1946-47-48-49
Vaughan, Virgil.....	1971-72-73
Vaughns, Tyrone.....	1983-84
Vault, KJ.....	2018-19
Vazquez, Rafael.....	2008
Veal, Teddy.....	2014-15
Veals, Elton.....	1982-83
Vela, Marcos.....	1991-92-93-94
Ven Tresca, David.....	1965
Verriere, Leon.....	1963-64-65
Vickrey, William J.....	1952-54
Villars, Walter M.....	1946-47-49
Villere, Harold.....	1974-75-76-77
Vise, Wm Michael.....	1962-63-64
Vogt, Franz.....	1963
Volpattetti, Cliff.....	1972-74-75

W



DORIAN WILLIAMS

Wacha, Alex.....	2006-08-09-10
Wade, Justin.....	2003
Wade, Steve.....	1971-72-73
Wadleigh, Marshall.....	2013-14-15-16
Waggoner, James H.....	1950
Wainwright, Troy.....	2008
Waldron, Bob.....	1969-70-71
Walker, Devon.....	2009-10-11-12
Walker, J Mike.....	1968-69-70*
Walker, Mike W.....	1970-71-72
Walker, Quealy.....	1927-28
Wall, R. Wayne.....	1952-53
Wall, Ralph.....	1984-85-86
Wallace, David.....	1979
Wallace, James O.....	1966-67-68
Wallace, Will.....	2018-19-20
Waller, Alfred W.....	1946-47-48
Walls, John.....	1926-27-28
Walmsley, Hardie.....	1894
Walmsley, Semmes.....	1909-10-11*
Walters, David.....	1975-76
Walters, Paul.....	1963
Walthall, William (mgr).....	1932
Walters, N.....	1907



Warsmley, Julius	2010-11-12-13
Warner, Thomas	1953-54-55-57
Warren, Brad	1995-96
Washington, Chris	2002
Washington, Eldrick	2014-15-16-17
Washington, John	1972-73-74
Washington, John	2016
Washington, Kendrell	2010-11
Washington, Kendrick	2010-11
Washington, Lionel	1979-80-81-82*
Washington, Preston	1985-86-87*-89
Washington, Wyatt	1973-74-75
Wasieleski, John	1947
Watermeier, Daniel J.	1935
Watkins, Henry D., Jr.	1948-49
Watkins, William E.	1945
Watson, Reginald E.	1925-26
Watson, Richard E.	1935
Watts, Duece	2020
Watts, Phat	2020
Watts, Tracey	1993-94-95
Webb, R. Clyde	1906-07*-08-09
Webster, Mason	1968
Weidenbacher, Raymond	1951-52-53
Weinmann, Jack (mgr)	1948
Welcome, Kenny	2011-12-13-14
Webb, Brian	2017
Wenhold, Jeffrey	1983-84-85*
Wenzel, Clinton	1980-81-82-83*
Wenzel, Harrison	1985-86-87
Wenzel, Jeff.	1982-83-84-85
Wenzel, Ralph	1937-38-39
West, William (mgr)	1915
Westbrook, Bryson	1997-98-00
Westerfield, Arthur	1902
Westerfield, George S.	1899
Westfeldt, George G.	1898-99-00-01
Westfeldt, George, Jr.	1932-33
Wetzel, Marty	1977-78-79-80*
Wetzel, Troy	1984-85-86*-87
Whatley, Hugh	1928-29-30
Whatley, John	1928-29
Whisnant, B.	1909
White, Frank R. (mgr)	1909
White, Millard D.	1937-38-39
White, Robert "Dicky"	1920-21
White, Robert E.	1913
White, Stanford	1997
Whitman, Robert F.	1949
Widemon, Alton	2003
Wiegand, Robert	1917-20
Wiegand, Shane	1990-91-92-93
Wiggins, Todd	1986-87-88-89
Wight, Bennett Allen	1924-25
Wight, Ira A.	1893
Wight, John A.	1917-18-19-20*
Wilcox, Fred	1954-56
Wilkenfeld, Allen	1969-70
Williams, Albert	2008-09-10-11
Williams, Avery	2004-05-06-07

Williams, Brian	1994-95-96-97*
Williams, C.J.	1911
Williams, Chris	2001-02
Williams, Daren	2014-15-16
Williams, De'Andre	2017-18-19-20
Williams, Devon	2010-11-12
Williams, Dorian	2019-20
Williams, Edward	2013-14-15-16
Williams, Elmer V (mgr)	1949
Williams, Eugene B.	1917-18-19
Williams, George F.	1903-04
Williams, Jeremy	2006-07-08-09
Williams, Keshon	2020
Williams, Levi	2020
Williams, Richard	1982-83-84-86
Williams, Roydell	2000-01-03-04*
Williams, Terry	1976
Williamson, Samuel (mgr)	1957
Willie, Darwin	1973-74-75
Wills, Frank	1977-78-79
Wills, William D.	1896
Wilson, Carlos	2011-12-13-14
Wilson, Cedric	2008-09-10-11
Wilson, Gordon Doc	1924-25-26
Wilson, Harvey A.	1925-26
Wilson, James W., Jr.	1954
Wilson, John	1997-98-99-00
Wilson, Troy	2006-07-08
Wilson, Sean	2014-15-16-17
Winling, Frank	1921
Wojcik, Stanley	1947
Wolbrette, Henri, II	1940-41
Wood, Burris D.	1910
Wood, Ralph B.	1900-01-02-03*-04*
Wood, Tony	1981-82-83-84
Woodfin, Blane	1974-75-76
Woods, A. Alfred	1894-95*
Woods, Edgar	1896
Woods, Jerome	1989-91
Woods, O'Kie	1996-97-98-99
Woodward, Carl	1912-13-14-15
Woodward, William	1911-12
Worner, Henry, II (mgr)	1941
Woullard, Peter	2016-17-18
Wright, Davon	2018-19-20
Wright, James W.	1965-66-67
Wright, Ryan	2018-19-20
Wright, Thomas A., Jr.	1966-68
Wright, Troy	1985
Wyrick, John C, III	1963

Young, Francis Leo	1957-58-59*
Young, Jay	1991
Young, Joe	1969-70-71
Young, John	1988-89
Young, Matt	1989
Yuhas, Mark	1984

Z

Zaunbrecher, Alan	1975
Zaunbrecher, Seth	2001-02
Zelenka, Emmett	1954-55-56
Zeno, Marc	1984-85-86-87
Zimmerle, James	1954-55-56
Zimmerman, Donald	1930-31-32
Zimmerman, William	1963-64-65
Zollicoffer, Allan	1943
Zuckerman, Andrew	2016-17

Y

Yarter, Jimmy	1967-68-69
Yeates, Namu	1908
Youmans, Bruce	2002-03-04-05
Young, Bruce (mgr)	1967
Young, Charles L.	1928-29





ALL-TIME ASSISTANT COACHES

A

Amedee, Lynn 1971-72
Ankney, Howard "Moe" 1976-79
Arnsparger, Bill 1962-63
Atkins, Alex 2016-2018

B

Bank, Ted 1929-34
Barbier, Darren 1999
Barclay, George 1960
Barnett, George 2020
Baxter, John 1994-96
Bevan, William 1936-40
Bicknell, Brud 1992-95
Bierman, Bernie 1923-24
Bird, Steve 1997-98
Blache, Greg 1976-80
Blaylock, Joe 1960-61, 1966-69
Bleil, Fred 2007
Borbely, Dave 1992-94
Boudreaux, Gerard 1969-70
Bourgeois, Andy 1970
Bratton, Jeff 1965
Burns, Burton 1995-98
Bustle, Rickey 2011
Butler, Randy 1988-91

C

Calamari, Mike 1964-65
Carmody, Jim 1961-62
Cecchini, Tom 1976-77
Chachere, Garret 1999-06
Christian, Duke 1988-90
Christian-Young, Joshua 2020-Present
Clark, Joe 1965-70
Clark, Mike 1976-78
Colman, Doug 2010-11
Conway, Jeff 2016-Present
Costantini, Lorenzo "Zo" 2004-06
Cox, Ted 1927-31
Crisp, Henry 1947-49
Culpepper, Pat 1966-68
Curtis, Jack 2016-20

D

Dale, Ronald 1959
Dauber, Ray 1936-37
Davie, Bob 1983-84
Davis, Charles 1976-80
Davis, Greg Sr. 1985-87
Davis, Greg Jr. 2000-11
Davis, Steve 1997-98
Devlin, John 1988-91
Dawson, Byron 2019-Present
Dickinson, Joe 1999
Dodd, Dan 2007-10
D'Ottavio, Bill 2004-06
Drake, Kwahn 2014-15

E

Ellender, Bennie 1959-61
Eumont, Vic 1974-82, 1994-96

F

Ferro, Kenny 1991
Fesperman, W.D. "Dub" 1963-65
Fobbs, Jamaal 2016-Present
Fobbs, Lee 1992-93

Fitzgerald, Dennis 1981

G

Gaille, Rick 1984
Geis, Wayne "Buddy" 1978-82, 1994
Gilbert, O'Neill 2007-08
Greco, Phil 1985-86
Green, John "Jack" 1954-59

H

Hafner, Doug 1962
Hagaman, Marvin 1971-75
Hall, Charles 1977-82
Hall, Garth 1983-84
Hall, Will 2019-20
Hampton, Chris 2016-19, 2020-Present
Harlow, Gene 1952-53
Harris, Duriel 1983-84
Hayes, Tom 2010
Haynes, Vernon "Lefty" 1941-45
Heath, Ted 1980-84
Hendrick, John 2011
Higgison, Grant 2008-09
Hoch, Vince 1987
Hopkins, Dick 1994-98
Houston, Joey 2000-2003
Hutson, Mark 2007-11

I

Idzik, John 1965
Imhoff, Mike 1984-86
Infante, Lindy 1976, 1979

J

Jackson, Don 1971-75
Jackson, Greg 2007-09
Johnson, David 2012-15
Jones, Amos 1995-96
Jones, Chuck 1992-93
Jones, Joe 1971-75

K

Karmazin, Mike 1954-58
Kauhmeier, Thom 2007
Kawal, Al 1960-61
Kellogg, Robert 1941-42
Kelly, Kevin 1992-94
Kennedy, Cody 2019-20
King, J.T. 1946-48
King, Vic 1984
Knowles, Winlon 1949-51
Kottemann, Stan 1953-57
Kristynik, Marv 1968-70

L

Laird, Billy 1971-75
Lamb, Barry 2012-13
Lautenschlaeger, Lester 1926-35
Lewis, Terry 1987
Lichtenberger, Doug 2007-11, 13-15
Lofton, Oscar 1973-78
Looney, Terry 1992-93
Long, Chip 2020-Present

M

Maginnis, William 1958
Mahoney, Don 1999-06
Mailhes, Peter 1929-41

Marich, Robert 1964
Marshall, Jim 1988
Maskill, William 1981-82
Mason, Darryl 2004-06
Mazur, John 1955-57
McCarthy, Milo 1987
McCleskey, J.J. 2018-Present
McCrary, Hardee 1985-91
McDonnell, John 2012-15
McElreath, W.A. 1946-51
McGinnis, Pete 1999-2001
McKinney, George 1963
McManus, Jerry 1984
Menger, Johnny 1963-64
Meyer, Ken 1981-82
Misita, Tony 1971-75, 1982
Monica, Frank 1979-82, 1989-96
Moody, Darrell 1985-87
Morris, Tom 1966-70
Mutz, Michael 2016-Present

N

Nagle, Slade 2016-Present
Nemeck, Murel 1945
Neu, Mike 2012-13
Nunez, Tim 1985-86, 1988-91

O

O'Boyle, Tommy 1941, 1946, 1961
Oliver, David 1999-2001

P

Page, Tate 1944-45
Peoples, Kevin 2016-19
Pihos, Pete 1960
Pilney, Andy 1946-53
Pool, Bryant 1983
Price, Aaron 2014-15
Price, Eric 2012-15
Prats, Ray 1956-60
Pruett, Bob 1992-93

R

Read, John 1947-50
Rice, Lawrence 1947
Robinson, Desmond 1992-94
Rodriguez, Rich 1997-98
Roger, James 1962-63
Rollins, Jason 2008-15
Root, Jim 1958-59
Rouch, John 1954, 1962
Rucker, Charles 1936-42, 1944
Ruse, Doug 2016-2018

S

Scelfo, Frank 1996-2006
Schottenheimer, Kurt 1983
Schumann, Eric 2002-06
Seidel, Glenn 1936-40
Shaw, Bill 1985-90
Sheridan, Carter 2015
Sherman, Mike 1983-84
Simons, Claude Jr. 1937-41
Smiley, Brad 2002-06
Smith, Giff 1999-2003
Smith, Rick 1997-98
Smith, Thielen 1985-90, 1995-98
Stanard, Steve 2009-11
Steele, Dale 1981-82

Stump, Craig 1991
Sumrall, Jon 2012-14
Symank, John 1964

T

Taylor, Trooper 1999-2003
Tippett, Howard 1964-65
Todd, Everett 1991
Tohill, Billy 1966-70
Toman, Ron 1971-75
Tomlinson, Howard 1985-87

V

Vechiarella, Jim 1978-80
Vincent, Dennis 1945-54

W

Wallner, Fred 1963
Washington, Lionel 2012-15
Watson, Donald 1962
Watts, Chris 2020-Present
Wells, Willard 1976-78
West, Ron 1997-98
Whitman, Bob 1952-61
Williams, Keith 2012-14
Withers, Everett 1991
Wolf, Raymond "Bear" 1951
Woods, Thomas "TD" 2007-11

Y

Yelovich, Tony 1980-83
Young, Frank 1966-70

Z

Zierlein, Larry 1988-90, 1995-96



BOWL HISTORY

1932 Rose Bowl

SOUTHERN CAL 21
TULANE 12

Jan. 1, 1932 • 75,562
Rose Bowl • Pasadena, Calif.

1935 Sugar Bowl

TULANE 20
TEMPLE 14

Jan. 1, 1935 • 22,026
Tulane Stadium • New Orleans, La.



Coach Bernie Bierman's fabulous 1931 team took an 11-0 record and an 18-game winning streak to Pasadena for the battle between the nation's two top-ranked teams.

USC scored first, as Ray Sparling went in on a six-yard reverse. Johnny Baker converted, and the Trojans led 7-0 at halftime.

Ernie Pinckert broke the Green Wave's heart in the third quarter when he raced 28 yards to paydirt on the reverse and less than a minute later, after a Tulane fumble, Pinckert again went 28 yards on the reverse to make it 21-0, Southern Cal.

Tulane came right back with a 75-yard drive capped by a pass from Don Zimmerman to Vernon Haynes to make it 21-6. The Wave missed two more scoring opportunities until Jerry Dalrymple recovered a fumble on the USC 35. Five plays later, bare-headed Wop Glover, who

gained 139 yards that day, plunged three yards for the TD. The count stood at 21-12 with the Trojans hanging on for dear life, but time ran out on Tulane.

Game Summary

Tulane	0	0	6	6	—	12
Southern Cal	0	7	14	0	—	21

- USC - Ray Sparling 5 run (Johnny Baker kick)
- USC - Ernie Pinckert 28 run (Baker kick)
- USC - Pinckert 28 run (Baker kick)
- TU - Vernon Haynes 7 pass from Don Zimmerman (kick blocked)
- TU - Wop Glover 3 run (pass failed)



The first Sugar Bowl game in history matched Coach Ted Cox's SEC co-champions with Pop Warner's Temple team. Warner's club came out roaring with two first-half touchdowns to throw a scare into the hometown folks. In the first quarter, fullback Dave Smuckler passed to Daniel Testa, and in the second stanza, Smuckler ran it in himself as the Owls went on top, 14-0.

But after the second Temple TD, lightning struck. The ensuing kickoff floated down to Johnny McDaniel at the 10. McDaniel, moving laterally, crossed paths with Monk Simons at the 15, and "Little Monk" took off 85 yards down the sidelines to ignite Tulane's comeback. Barney Mintz kicked the point to make it 14-7 at halftime.

Dick Hardy made a great catch of Bucky Bryan's TD pass in the third quarter to tie the score, and in the final quarter, Hardy gathered in a deflected pass from Mintz and went 25 yards to sew it up. Tulane had won the inaugural Sugar Bowl Classic to send 22,026 fans home happy.

Game Summary

Temple	7	7	0	0	—	14
Tulane	0	7	13	0	—	20

- Tem - Daniel Tester 7 pass from Dave Smuckler (Smuckler kick)
- Tem - Smuckler 3 run (Smuckler kick)
- TU - Monk Simons 85 kickoff return (Barney Mintz kick)
- TU - Dick Hardy 11 pass from Bucky Bryan (Mintz kick)
- TU - Hardy 25 pass from Mintz (kick failed)

	Temple	Tulane
First Downs	13	10
Rushing (Att-Yards)	60-182	42-140
Passing Yards	19	88
Total Offense	201	228
Passing (Comp-Att-Int)	3-13-1	8-16-1
Fumbles-Lost	2-1	3-2
Penalties-Yards	2-7	2-20

ALL-TIME BOWL RESULTS (6-8)

YR	BOWL	SITE	OPP.	SCORE	YR	BOWL	SITE	OPP.	SCORE
1931	Rose	Pasadena, Calif.	USC	L, 21-12	1987	Independence	Shreveport, La.	Washington	L, 24-12
1934	Sugar	New Orleans, La.	Temple	W, 20-14	1998	Liberty	Memphis, Tenn.	BYU	W, 41-27
1939	Sugar	New Orleans, La.	Texas A&M	L, 14-13	2002	Hawaii	Honolulu, Hawaii	Hawaii	W, 36-28
1970	Liberty	Memphis, Tenn.	Colorado	W, 17-3	2013	New Orleans	New Orleans, La.	ULL	L, 24-21
1973	Astro-Bluebonnet	Houston, Texas	Houston	L, 47-7	2018	Cure Bowl	Orlando, Fla.	ULL	W, 41-24
1979	Liberty	Memphis, Tenn.	Penn State	L, 9-6	2019	Armed Forces	Fort Worth, Texas	Southern Miss	W, 30-13
1980	Hall of Fame	Birmingham, Ala.	Arkansas	L, 34-15	2020	Potato Bowl	Boise, Idaho	Nevada	L, 38-27



1940 Sugar Bowl

TEXAS A&M 14
TULANE 13Jan. 1, 1940 • 73,000
Tulane Stadium • New Orleans

Coach Red Dawson's 1939 team came within a point of upending Texas A&M's national champions.

A&M drove to the Tulane one-yard line early in the game, but the Wave held. After Tulane punted out, the Aggies drove again, and this time John Kimbrough plunged one yard for the score.

Tulane bounced back in the third quarter when Bobby Kellogg grabbed a quick kick and raced 75 yards to tie it, 7-7. In the fourth period, Tulane's Pete Mandich recovered an Aggie fumble on the A&M 32. Monette Butler, Fred Cassibry, and Harry Hays worked it into the two. Butler went in from there and Tulane was on top 13-7, but Herbie Smith blocked the extra point.

Late in the game, A&M drove 69 yards to cut short Tulane's hopes for an upset. Walemon

Price passed to Smith, who lateraled to Kimbrough. The big fullback went in for an 18-yard scoring play. Price then kicked the decisive extra point.

Game Summary

Texas A&M	7	0	0	7	—	14
Tulane	0	0	7	6	—	13

A&M - John Kimbrough 1 run (Walemon Price kick)

TU - Bobby Kellogg 75 punt return (James Thibaut kick)

TU - Monette Butler 2 run (kick blocked)

A&M - Kimbrough 18 lateral from Herbie Smith (Price kick)


	Texas A&M	Tulane
First Downs	18	8
Rushing (Att-Yards)	48-244	53-193
Passing Yards	62	0
Total Offense	308	193
Pass (Comp-Att-Int)	8-15-1	0-4-0
Fumbles-Lost	2-2	1-0
Penalties-Yards	2-30	2-20

Rushing: (A&M) Kimbrough 25-159 2TD, Price 5-13, Moser 7-33, Pugh 2-8, Connatser 9-31. (TU) Kellogg 8-36, Gloden 8-19, Banker 9-18, Hays 2-23, Butler 10-55 TD, Cassibry 11-42.

Passing: (A&M) Price 8-15-1-62. (TU) Kellogg 0-2-0-0, Butler 0-1-0-0, Hays 0-1-0-0.

Receiving: (AM) Moser 2-17, Connaster 2-12, Smith 2-14, Thomason 1-14, Sterling 1-5. (TU) None.

1970 Liberty Bowl

TULANE 17
COLORADO 3Dec. 12, 1970 • 44,640
Liberty Bowl Memorial Stadium • Memphis, Tenn.

A two-touchdown underdog to mighty Colorado, Tulane celebrated its first bowl trip in 31 years by pulling off the biggest upset of the 1970 bowl season.

Coach Jim Pittman's fired-up Green Wave drew first blood when linebacker Rick Kingrea's 44-yard interception return set up a 19-yard field goal by Lee Gibson. Colorado countered with a 32-yard field goal in the second period to tie it 3-3 at halftime.

David Abercrombie raced the second half kickoff back 66 yards to the Colorado 30 as some 8,000 Tulane fans who made the trip went wild. Runs of 16 and 13 yards by fullback Bob Marshall brought the football to the one, and Abercrombie took it over on a short plunge.

Quarterback Mike Walker guided a 57-yard drive on Tulane's first possession of the fourth quarter, and a tough defense made that 17-3

advantage stand up. The Colorado offense that averaged 422.9 yards and 30.6 points in the regular season was held to 175 yards and three points.

Game Summary

Colorado	0	3	0	0	—	3
Tulane	3	0	7	7	—	17

TU - Lee Gibson 19 FG

CU - Haney 32 FG

TU - David Abercrombie 2 run (Gibson kick)

TU - Abercrombie 4 run (Gibson kick)

	Colorado	Tulane
First Downs	13	15
Rushing (Att-Yards)	57-155	52-213
Passing Yards	20	28
Total Offense	175	241
Passing (Comp-Att-Int)	3-7-1	3-9-1
Fumbles-Lost	2-1	2-0
Penalties-Yards	52	39

Rushing: (CU) Arendt 29-65, Tarver 11-54, Walsh 8-26, Keyworth 6-16, Branch 1-4, Brunson 1-(-8), Stearns 1-(-2). (TU) Abercrombie 25-128 2TD, Marshall 13-87, M. Walker 10-(-10), LeBlanc 1-2, Corn 1-4, Lachaussee 2-3.

Passing: (CU) Arendt 3-7-1-20. (TU) M. Walker 3-8-1-28, Lachaussee 0-1-0-0.


Receiving: (CU) Portos 2-17, Masten 1-3. (TU) Barrios 2-31, Abercrombie 1-(-3).



1973 Astro-Bluebonnet Bowl

HOUSTON 47
TULANE 7

Dec. 29, 1973 • 44,358
Houston Astrodome • Houston, Texas



On the heels of a 9-2 season, Tulane headed for Houston to lock horns with a highly-touted 10-1 Cougar team.

When the Green Wave failed to score after recovering a fumble on the opening kickoff at the Houston 25, the Cougar veer offense went to work. A 75-yard run by Marshall Johnson and short plunges by Leonard Parker gave Houston a 21-0 lead late in the first half. Martin Mitchell then raced back 66 yards with a kickoff for Tulane, and Buddy Gilbert hit Tom Forner with a 32-yard pass to put the Wave back in the game, 21-7.

But Houston erupted in the second half, as Donnie McGraw ran for two TDs, quarterback D.C. Nobles ran for one, and David Husmann added one more to make the final count 47-7.

Game Summary

Tulane	0	7	0	0	—	7
Houston	7	14	14	12	—	47

- UH - Marshall Johnson 75 run (Terrell kick)
- UH - Leonard Parker 1 run (Terrell kick)
- UH - Parker 3 run (Terrell kick)
- TU - Tom Forner 32 pass from Buddy Gilbert (David Falgoust kick)
- UH - D.C. Nobles 3 run (Terrell kick)
- UH - Donnie McGraw 1 run (Terrell kick)
- UH - McGraw 32 run (kick failed)
- UH - David Husmann 7 run (kick failed)

	Tulane	Houston
First Downs	10	26
Rushing (Yards)	43-102	58-402
Passing Yards	71	253
Total Offense	173	655
Pass (Comp-Att-Int)	6-24-4	12-29-1
Fumbles-Lost	2-1	6-4
Penalties-Yards	4-26	5-55

Rushing: (UH) Johnson 5-114 1TD, McGraw 13-108 2TD, Parker 12-47 2TD. (TU) Bynum 12-40, Treuting 2-27, Hebert 4-24.


Passing: (UH) Nobles 8-13-0-201, Husman 4-6-1-52. (TU) S. Foley 4-16-4-32, Gilbert 2-5-0-39.

Receiving: (UH) Willingham 3-25, Bassler 1-60, Bogan 1-33. (TU) Forner 1-32 TD, Thibodeaux 2-19, Garza 1-17.

1979 Liberty Bowl

PENN STATE 9
TULANE 6

Dec. 22, 1979 • 50,021
Liberty Bowl Memorial Stadium • Memphis, Tenn.



A driving rainstorm throughout the contest quickly turned the game into a defensive struggle.

Penn State took the lead 3-0 in the second quarter on a 33-yard field goal by Herb Menhardt. Menhardt added a 27-yard field goal late in the second quarter to push the margin to 6-0 at halftime.

That score held throughout the third quarter, but late in the period Tulane quarterback Roch Hontas began to find the passing touch he had displayed all season. He drove the Wave to the PSU eight-yard line where Ed Murray kicked a 26-yard field goal.

With time running down Hontas cranked another drive from the TU 27 to the Lion 8, from where Murray tied the score with another 26-yard field goal with 2:40 remaining.

The Nittany Lions faced a third-and-two from midfield with less than a minute to play, but converted with a halfback pass to the Tulane 11, and Menhardt kicked a 20-yard field goal for the victory.

Game Summary

Tulane	0	0	0	6	—	6
Penn State	0	6	0	3	—	9

- PSU - Herb Menhardt 33 FG
- PSU - Menhardt 27 FG
- TU - Eddie Murray 26 FG
- TU - Murray 26 FG
- PSU - Menhardt 20 FG

	Tulane	Penn State
First Downs	10	17
Rushing (Att-Yards)	20-(-8)	58-242
Passing Yards	210	95
Total Offense	202	337
Pass (Comp-Att-Int)	21-39-0	6-11-2
Fumbles-Lost	1-0	2-2
Penalties-Yards	5-40	1-5

Rushing: (PSU) Rocco 8-11, Guman 3-11, Suhey 19-112, Moore 13-49, Warner 14-57, Coles 1-2. (TU) Hontas 8-(-31), Christian 6-12, Reginelli 4-6, Jones 1-1, Harris 1-4.

Passing: (PSU) Rocco 5-10-2-56, Coles 1-1-0-39. (TU) Hontas 21-39-0-210.

Receiving: (PSU) Scovill 3-34, Donovan 2-53, Guman 1-8. (TU) Alexis 7-77, Holman 4-47, Anderson 2-29, Reginelli 1-5, Christian 2-(-7), Griffin 3-50, Jones 2-9.




1980 Hall Of Fame Bowl

ARKANSAS 34

TULANE 15

Dec. 27, 1980 • 30,000
Legion Field • Birmingham, Ala.



Tulane carried a 7-4 record into the Hall of Fame Bowl against an Arkansas team that had been decimated by injuries during the year. However, the walking wounded returned by game time and the Razorbacks were as good as everyone thought they would be before the season.

Arkansas jumped to a 28-0 halftime lead. The Wave defense stood tall in the second half and held the Razorbacks to two field goals, and the offense finally got on track in the final period.

The first score by the Wave came on a 62-yard pass from Nickie Hall to Marcus Anderson. It marked the first time in school history that the football team went to bowl games in consecutive years.

Game Summary

Arkansas	14	14	3	3	—	34
Tulane	0	0	0	15	—	15

UA - Tolbert 1 run (Ordenez kick)
UA - Anderson 80 punt return (Ordenez kick)
UA - Clyde 9 pass from Jones (Ordenez kick)
UA - Anderson 46 run (Ordenez kick)
UA - Ordenez 40 FG
TU - Marcus Anderson 62 pass from Nickie Hall (Vince Manalla kick)
UA - Ordenez 27 FG
TU - Robinson 1 run (Hall run)

	Arkansas	Tulane
First Downs	22	18
Rushing (Att-Yards)	64-383	31-157
Passing Yards	83	241
Total Offense	466	398
Pass (Comp-Att-Int)	5-13-1	16-37-2
Fumbles-Lost	0-0	3-2
Penalties-Yards	1-19	3-15

Rushing: (UA) Tolbert 17-73 1TD, Anderson 11-156 1TD, Jones 14-36, Douglas 10-83, Pierce 4-23, Holloway 1-13, Walters 3-21, Mistler 1-1, Rudisall 1-1, Brewer 2-1. (TU) Lewis 5-45, Reginelli 5-8, K. Robinson 6-44 1TD, J. Jones 5-38, Hall 8-4, McCray 2-18.

Passing: (UA) Jones 5-13-1-83 1TD. (TU) Hall 16-37-2-241 1TD.

Receiving: (UA) Mason 2-15, Clyde 1-9 1TD, Walters 1-36, Holloway 1-23. (TU) Lewis 3-22, Reginelli 3-31, J. Jones 1-8, Holman 4-19, Griffin 2-59, Anderson 2-88 1TD, Franz 1-14.

1987 Independence Bowl

WASHINGTON 24

TULANE 12

Dec. 19, 1987 • 41,683
Independence Stadium • Shreveport, La.



Tulane carried a 6-5 record into its first bowl appearance in seven years against a 6-4-1 Washington squad.

Washington jumped to an early 7-0 lead, but Mitchell Price raced 44 yards on a punt return to tie the score. After the Huskies scored again, Todd Wiggins connected on a 21-yard field goal to make the score 14-10. Washington went on to lead 21-10 at the half, and the only scoring in the second half came on a Husky field goal and a Tulane safety.

The game saw Terrence Jones throw for 248 yards and rush for 91. All-America receiver Marc Zeno caught seven passes for 116 yards.

Game Summary

Washington	7	14	0	3	—	24
Tulane	0	10	0	2	—	12

UW - Covington 3 run (Brownlee kick)
TU - Mitchell Price 44 punt return (Todd Wiggins kick)
UW - Ames 5 pass from Chandler (Brownlee kick)
TU - Wiggins 21 FG
UW - Franklin 5 pass from Chandler (Brownlee kick)
UW - Wyles 41 FG
TU - Safety (Conklin kneels in end zone)

	Washington	Tulane
First Downs	22	21
Rushing (Att-Yards)	39-147	33-131
Passing Yards	249	248
Total Offense	396	379
Pass (Comp-Att-Int)	16-32-3	17-40-1
Fumbles-Lost	1-0	2-1
Penalties-Yards	10-67	7-73

Rushing: (UW) Weathersby 14-84, Jenkins 11-44, Chandler 5-23, Covington 4-12 1TD, Conklin 2-(-3), Lewis 2-(-3), Franklin 1-(-10). (TU) Jones 18-91, Allen 4-26, Pierce 5-13, Hunter 2-5, Adams 3-13, Toney 1-(-17).

Passing: (UW) Chandler 15-30-3-234 2TD, Conklin 1-2-0-15. (TU) Jones 17-40-1-246.


Receiving: (UW) Weathersby 5-64, Franklin 4-61 1TD, Slater 2-59, Ames 3-35 1TD, Jenkins 1-15, Lewis 1-15. (TU) Zeno 7-116, Pierce 2-58, McIntosh 3-17, Hunter 2-17, Adams 1-11, Nelson 1-17, Allen 1-18.



1998 Liberty Bowl

TULANE 41
BYU 27

Dec. 31, 1998 • 52,197
Liberty Bowl Memorial Stadium • Memphis, Tenn.



Tulane capped its first 12-win season in school history with a surprisingly easy 41-27 win over WAC foe BYU in the 40th Anniversary Liberty Bowl.

In winning its first bowl game since the 1970 Liberty Bowl, the Green Wave built a 34-6 lead after three quarters against a BYU defense that was fifth nationally during the regular season.

QB Shaun King rushed for a game-high 109 yards, mostly on draw plays. King also passed for 276 yards and two touchdowns, including a 60-yard scoring strike to Kerwin Cook early in the second half to stake Tulane to a 27-6 lead.

BYU took an early 6-0 lead when Kevin Feterik found Ben Horton in the corner of the endzone for an 11-yard scoring toss. Tulane cut that lead to 6-3 on Brad Palazzo's 31-yard field goal.

On BYU's next possession, cornerback Michael Jordan stepped in front of a Feterik pass and raced 79 yards untouched down the sideline to give the Green Wave a 10-6 lead it wouldn't relinquish.

Game Summary

BYU	6	0	0	21	—	27
Tulane	10	10	14	7	—	41

BYU - Horton 11 pass from Feterik (kick failed), 8:49, 1st
TU - Brad Palazzo 31 FG, 4:23, 1st
TU - Michael Jordan 79 interception return (Palazzo kick), 1:35, 1st
TU - Shaun King 3 run (Palazzo kick), 10:18, 2nd
TU - Palazzo 23 FG, 0:41, 2nd
TU - Kerwin Cook 60 pass from King (Palazzo kick), 13:48, 3rd
TU - Jamaican Darte 13 pass from King (Palazzo kick), 7:27, 3rd
BYU - Cupp 3 run (Pochman kick), 11:38, 4th
TU - Toney Converse 5 run (Palazzo kick), 9:24, 4th
BYU - Cupp 18 pass from Feterik (Pochman kick), 8:06, 4th
BYU - Mahe 3 run (Pochman kick), 1:30, 4th

	BYU	Tulane
First Downs	20	28
Rushing Att.-Yards	25-54	41-252
Passing Yards	267	276
Passing (C-A-I)	27-44-1	23-38-0
Total Offense	321	528
Punts-Avg.	7-33.6	4-41.5
Fumbles/Lost	3/0	2/0
Penalty-Yards	10-110	8-59
Time of Possession	28:45	31:15

Rushing: (BYU) Mahe 16-70 1TD, Cupp 3-4 1TD, Snowden 1-2, Feterik 5-(-22). (TU) King 16-109 1TD, Converse 18-103 1TD, Darte 6-28, Franklin 1-12.


Passing: (BYU) Feterik 27-44-1-267 2TD; (TU) King 23-38-0-276 2TD.

Receiving: (BYU) Horton 6-67 1TD, Sitake 5-77, Mahe 5-30, Cupp 4-30 1TD, Ofahengaue 3-42, Nuno 2-12, Rigell 1-5, Hooks 1-4; (TU) Dawson 6-83, Franklin 6-47, Cook 4-123 1TD, Burnette 3-12, Converse 3-(-2), Darte 1-13 1TD.

2002 Hawai'i Bowl

TULANE 36
HAWAII 28

Dec. 25, 2002 • 35,513
Aloha Stadium • Honolulu, Hawai'i



Tulane stunned the homestanding Hawai'i Warriors by scoring 26 straight points in the second and third quarters to win the inaugural Hawai'i Bowl, 36-28.

Trailing 14-6 at the half, the Green Wave put 20 points on the board to take a 26-14 lead.

Return specialist Lynaris Elpheage quickly turned things around for the Wave, taking a punt back 60 yards for Tulane's first touchdown of the day.

After Hawai'i's next drive stalled, the Warriors again punted to Elpheage. This time, he brought the ball back 56 yards to the 17-yard line. From there, J.P. Losman scored on a one-yard run and added the two-pointer, this time on a rush, to give the Wave a 20-14 lead.

The Tulane defense posted eight sacks while holding UH to 66 rushing yards and forcing three turnovers. Losman scored a pair of rushing TDs in addition to his 240 passing yards while Mewelde Moore netted 116 rushing yards.

Elpheage was named the game's MVP after totaling four punt returns for 143 yards and a pair of kickoff returns for 57 yards in addition to six tackles and a pass break-up.

Game Summary

Hawai'i	7	7	0	14	—	28
Tulane	0	6	20	10	—	36

UH- Thero Mitchell 1 run (Justin Ayat kick), 10:34, 1st
UH- Josh Galeai 2 run (Ayat kick), 8:35, 2nd
TU- Seth Marler 22 FG, 5:01, 2nd
TU- Marler 37 FG, 2:28, 2nd
TU- Lynaris Elpheage 60 punt return (J.P. Losman pass failed), 10:44, 3rd
TU- Losman 1 run (Losman rush), 6:17, 3rd
TU- Mewelde Moore 25 run (Losman pass failed), 2:16, 3rd
UH- Justin Colbert 57 pass from Shawn Withy-Allen (Ayat kick), 13:26, 4th
TU- Losman 3 run (D. Davis pass from Losman), 8:54, 4th
UH- Colbert 31 pass from Withy-Allen (Ayat kick), 5:12, 4th
TU- Team safety, 3:02, 4th

	Hawai'i	Tulane
First Downs (R-P-Pen)	23 (4-18-1)	25 (8-13-4)
Rushing Att.-Yards	22-66	44-144
Passing Yards	363	240
Passing (C-A-I)	32-52-1	20-39-0
Plays-Total Offense	74-429	83-384
Punts-Avg.	5-53.8	4-47.0
Fumbles/Lost	5/2	3/1
Penalty-Yards	12-88	6-64
3rd Down Conv.	7-of-16	6-of-18
4th Down Conv.	2-of-2	0-of-0
Time of Possession	28:11	31:49

Rushing: (UH) Mitchell 5-38 TD, Withy-Allen 9-21, West 2-9, Galeai 1-2 TD, Owens 1-0, Chang 4-(-4); (TU) Moore 30-116 TD, Losman 12-21 2TD, Joseph 1-6, Coleman 1-1.

Passing: (UH) Withy-Allen 18-31-1-239 2TD, Chang 14-21-0-124; (TU) Losman 20-39-0-240.


Receiving: (UH) Colbert 9-158 2TD, Cockheran 9-87, Ilaoa 4-34, Owens 3-12, Komine 2-36, Herbert 2-20, West 1-14, Jackson 1-4, Mitchell 1-(-2); (TU) Moore 6-80, Narcisse 5-64, Bush 3-43, C. Davis 2-28, Hoover 1-20, D. Davis 1-6, Smith 1-0.



2013 R+L Carriers New Orleans Bowl

LOUISIANA-LAFAYETTE 24

TULANE 21

Dec. 21, 2013 • 54,728
Mercedes-Benz Superdome • New Orleans, La.

Tulane senior running back Orleans Darkwa scored three touchdowns and was named game MVP, but the Green Wave came up short in its comeback bid and fell 24-21 to the University of Louisiana-Lafayette before a record crowd of 54,728 in the 2013 R+L Carriers New Orleans Bowl at the Mercedes-Benz Superdome.

Darkwa finished the game with 83 yards on 16 carries and became the first player on a losing team to receive the R+L Carriers New Orleans Bowl MVP award.

Ryan Grant grabbed seven receptions for 113 yards, while Powell was 10-of-21 for 223 yards and one interception. Junior safety Sam Scofield finished with 10 tackles to lead the Wave, while senior defensive tackle Julius Warmesley and sophomore defensive back Jordan Batiste each recorded a pair of quarterback sacks.

Game Summary

Tulane	0	14	7	0	—	21
Louisiana-Lafayette	14	7	0	3	—	24

ULL - Elijah McGuire 27 run (Hunter Stover kick), 10:57, 1st
 ULL - Alonzo Harris 15 run (S. Brauchle kick), 2:10, 1st
 ULL - Corey Trim 82 interception return (Stover kick), 12:31, 2nd
 TU - Orleans Darwka 1 run (Cairo Santos kick), 3:55, 2nd
 TU - Darkwa 7 run (Santos kick), 1:58, 2nd
 TU - Darkwa 22 run (Santos kick), 2:34, 3rd
 ULL - Stover 27 FG, 9:56, 4th

	<u>Tulane</u>	<u>ULL</u>
First Downs	15	19
Rushing Att.-Yards	28-102	46-168
Passing Yards	286	157
Passing (C-A-I)	15-30-3	14-21-2
Total Offense	388	325
Punts-Avg.	7-42.1	7-39.4
Fumbles/Lost	2-0	0-0
Penalty-Yards	10-85	7-73
Time of Possession	23:42	36:18

Rushing: (TU) Darkwa 16-83, Powell 5-14, Butler 3-7, Rounds 1-5, Montana 1-4, Kelley 1-(-2); (ULL) Harris 13-74, McGuire 11-45, Nixon 7-29, Broadway 14-21.

Passing: (TU) Powell 10-21-1-223, Montana 5-8-1-63, Grant 0-1-1-0; (ULL) Broadway 12-19-2-143, Nixon 2-2-0-14.

Receiving: (TU) Grant 7-113, Shackleford 2-63, Banks 2-19, Breau 1-42, Kelley 1-28, Butler 1-11, Marfisi 1-10; (ULL) McGuire 7-94, Robinson 4-50, Sargent 2-2, Harris 1-11.

2018 AutoNation Cure Bowl

TULANE 41

LOUISIANA-LAFAYETTE 24

Dec. 15, 2018 • 19,066
Camping World Stadium • Orlando, Fla.

Back in a bowl game for the first time in five years, the Tulane football team reintroduced itself to the postseason in style.

Tulane scored on its first four possessions, set a season high with 28 first downs and pulled away late for a 41-24 victory over Louisiana-Lafayette in the AutoNation Cure Bowl at Camping World Stadium on Saturday afternoon.

The victory gives Tulane (7-6) its first winning season since 2013 and just the program's fourth winning season since 2000. The bowl victory was Tulane's first since the 2002 Hawaii Bowl, and the team is now 5-7 all-time in bowl games.

Darius Bradwell was named the game's MVP, rushing for 150 yards to set a new Cure Bowl record and scoring two touchdowns on the ground. His 150 rushing yards and 35 carries were career highs as well as the largest totals in those categories in Green Wave bowl history. He reached 1,000 yards on the season as well, marking just the eighth time a Tulane player reached 1,000 yards in a single year.

Game Summary

Tulane	21	3	3	14	—	41
Louisiana-Lafayette	7	3	7	7	—	24

ULL - Raymond Calais 38 run (Kyle Pfau kick), 2:35 1st
 TLN - Darius Bradwell 15 run (Merek Glover kick), 2:36 1st
 TLN - Terren Encalade 38 pass from Justin McMillan (Merek Glover kick), 2:59 1st
 TLN - Amare Jones 1 run (Merek Glover kick), 2:36 1st
 TLN - Merek Glover 38 FG, 4:32 2nd
 ULL - Kyle Pfau 43 FG, 0:23 2nd
 ULL - Elijah Mitchell 3 run (Kyle Pfau kick), 1:50, 3rd
 TLN - Merek Glover 26 FG, 4:51 3rd
 ULL - Jarrod Jackson 13 pass from Andre Nunez (Kyle Pfau kick), 1:04 4th
 TLN - Darius Bradwell 4 run (Merek Glover kick), 6:27 4th
 TLN - Justin McMillan 16 run (Merek Glover kick), 0:22 4th

	<u>Tulane</u>	<u>ULL</u>
First Downs	28	11
Rushing Att.-Yards	69-337	30-84
Passing Yards	145	174
Passing (C-A-I)	11-18-1	11-25-1
Total Offense	482	258
Punts-Avg.	2-41.5	7-40.1
Fumbles/Lost	1-1	0-0
Penalty-Yards	1-5	1-15
Time of Possession	40:31	19:29

Rushing: (TU) Bradwell 35-150, McMillan 10-72, Jones 6-63, Dauphine 8-31, Huderson 6-26; (ULL) Calais 3-41, Ragas 10-40, Mitchell 6-26, Lewis 2-(-5), Nunez 9-(-18).

Passing: (TU) McMillan 11-18-1-145; (ULL) Nunez 8-17-0-136, Lewis 3-7-1-38.

Receiving: (TU) Encalade 5-93, Clewis 2-17, Wallace 2-14, Jones 1-15, Mooney 1-6; (ULL) Malone 3-59, Barnes 3-29, Bradley 2-51, Ragas 1-15, Jackson 1-13, Mitchell 1-7.



2020 Lockheed Martin Armed Forces Bowl

TULANE 30
SOUTHERN MISS 13

Jan. 24, 2020 • 38,513
Amon G. Carter Stadium • Fort Worth, Tx.



Tulane senior quarterback Justin McMillan threw three touchdowns and was named game MVP as the Green Wave won their second straight bowl game for the first time in program history. Tulane topped Southern Miss, 30-13, in the Lockheed Martin Armed Forces Bowl at Amon G. Carter Stadium in Fort Worth, Texas.

McMillan set Tulane bowl game records in passing yards with 215 and completion percentage at .722.

Senior wide receiver Jalen McCleskey grabbed two receptions for 87 yards and a touchdown, while freshman running back Cameron Carroll had a team-high 48 yards and on the ground. Junior safeties Larry Brooks and Chase Kuerschen finished the game with an interception for the Green Wave.

After Southern Miss jumped out to an early lead, Tulane responded with two field goals from junior Merek Glover before the half. The

Green Wave added three touchdowns and another field goal in the third, all while holding the Golden Eagles scoreless in the final three quarters.

Game Summary

Tulane	0	6	24	0	—	30
Southern Miss	13	0	0	0	—	13

USM - Quez Watkins 44 pass from Jack Abraham (Andrew Stein kick failed), 12:07, 1st
USM - Jack Abraham 3 run (Andrew Stein kick), 5:23, 1st
TU - Merek Glover 31 FG, 12:41, 2nd
TU - Glover 31 FG, 4:37, 2nd
TU - Jalen McCleskey 52 pass from Justin McMillan (Glover kick), 13:20, 3rd
TU - Glover 36 FG, 6:16, 3rd
TU - Josh Robertson 7 pass from McMillan (Glover kick), 5:37, 3rd
TU - Amare Jones 20 pass from McMillan (Glover kick), 1:54, 3rd

	Tulane	USM
First Downs	19	15
Rushing Att.-Yards	23-58	48-164
Passing Yards	215	301
Passing (C-A-I)	13-18-0	26-45-2
Total Offense	379	359
Punts-Avg.	6-48.2	8-39.8
Fumbles/Lost	0-0	0-0
Penalty-Yards	6-50	10-82
Time of Possession	33:53	26:07

Rushing: (TU) Carroll 9-48, McMillan 17-41, Bradwell 10-36, Jones 3-18, Huderson 4-11, Dauphine 2-6, Booker 1-1; (USM) Mosley 7-43, Baker 2-6, Anderson 2-5, Whatley 7-3, Abraham 4-2, Perkins 1-(-1).

Passing: (TU) McMillan 13-18-0-215; (USM) Abraham 17-23-0-167, Whatley 9-22-2-134.

Receiving: (TU) McCleskey 2-87, Jones 5-57, Mooney 3-43, Toles 1-15, Robertson 1-7, Dauphine 1-6; (USM) Watkins 8-121, Jones 7-62, Harris 4-49, Whatley 1-33, Mosley 3-17, McLaurin 1-8, Mitchell 1-7, Ladner 1-4.

2020 Famous Idaho Potato Bowl

TULANE 27
NEVADA 38

Dec. 22, 2020 • 0
Albertsons Stadium • Boise, Id.



The Tulane University football team (6-6) fell to Nevada, 38-27, on Tuesday in the 2020 Famous Idaho Potato Bowl at Albertsons Stadium. The postseason matchup marked Tulane's third consecutive and 14th bowl appearance in program history.

Freshman quarterback Michael Pratt completed a pair of passing touchdowns and scored one rushing touchdown against the Wolf Pack to help lead the Green Wave offensively.

Redshirt sophomore running back Cameron Carroll rushed for a team-high 120 yards and scored his 12th rushing touchdown this season in the midweek game.

Sophomore Dorian Williams continued with his dominating performance this year, totaling 14 tackles to lead the Olive and Blue defensively. Williams also added two tackles for loss in his fifth game this season with double-digit tackles.

The Wolf Pack outgained the Green Wave 480-365 in the game.

Game Summary

Tulane	0	7	13	7	—	27
Nevada	6	20	0	12	—	38

NEV - Cole Turner 11 pass from Carson Strong (Brandon Talton kick failed), 4:58, 1st
NEV - Justin Lockhart 23 pass from Strong (Talton kick), 14:52, 2nd
NEV - Toa Tava 44 pass from Strong (Strong pass failed), 12:42, 2nd
TU - Jha'Quan Jackson 41 pass from Michael Pratt (Merek Glover kick), 10:38, 2nd
NEV - Tava 50 run (Talton kick), 7:44, 2nd
TU - Pratt 6 run (Pratt pass failed), 10:03, 3rd
TU - Jackson 28 pass from Pratt (Glover kick), 6:30, 3rd
NEV - Turner 2 pass from Strong (Strong pass failed), 13:22, 4th
NEV - Jamaal Bell 21 pass from Strong (Talton kick failed), 4:19, 4th
TU - Cameron Carroll 65 run (Glover kick), 0:07, 4th

	Tulane	Nevada
First Downs	18	21
Rushing Att.-Yards	38-197	44-209
Passing Yards	168	271
Passing (C-A-I)	12-25-3	22-28-0
Total Offense	365	480
Punts-Avg.	3-36.3	3-32.3
Fumbles/Lost	0-0	0-0
Penalty-Yards	5-31	10-100
Time of Possession	23:50	36:10

Rushing: (TU) Carroll 10-120, Huderson 10-52, Pratt 18-25; (NEV) Lee 18-105, Tava 20-102, Strong 4-5, Morrow 1-(-2).

Passing: (TU) Pratt 12-25-3-168; (NEV) Strong 22-28-0-271.

Receiving: (TU) Jackson 2-69, Toles 5-52, James 2-31, Wallace 2-15, Watts, P. 1-1; (NEV) Tava 6-77, Turner 5-60, Doubs 5-42, Horton 2-30, Lockhart 1-23, Bell 1-21, Lee 2-18.



BOWL RECORDS

INDIVIDUAL RECORDS

TOTAL OFFENSE

Plays	58	Terrence Jones.....	1987 Independence
Yards	385	Shaun King.....	1998 Liberty

RUSHING

Attempts	35	Darius Bradwell.....	2018 Cure
Yards	160	Darius Bradwell.....	2018 Cure
Avg. (min. 10 att.)	12.0	Cameron Carroll (10-120).....	2020 Potato
Touchdowns	3	Orleans Darkwa.....	2013 New Orleans

PASSING

Attempts	40	Terrence Jones.....	1987 Independence
Completions	23	Shaun King.....	1998 Liberty
Percentage	.722	Justin McMillan (13 of 18).....	2020 Armed Forces
Yards	276	Shaun King.....	1998 Liberty
Touchdowns	3	Justin McMillan.....	2020 Armed Forces

RECEIVING

Receptions	7	Ryan Grant.....	2013 New Orleans
	7	Marc Zeno.....	1987 Independence
	7	Alton Alexis.....	1979 Liberty
Yards	123	Kerwin Cook.....	1998 Liberty
Touchdowns	2	Dick Hardy.....	1935 Sugar

SCORING

Touchdowns	3	Orleans Darkwa.....	2013 New Orleans
	3	Justin McMillan.....	2020 Armed Forces
PATs Made	5	Merek Glover.....	2018 Cure
	5	Brad Palazzo.....	1998 Liberty
PAT Attempts	5	Merek Glover.....	2018 Cure
	5	Brad Palazzo.....	1998 Liberty
2-Pt PATs Att.	4	J.P. Losman.....	2002 Hawai'i
2-Pt PATs Made	1	by three players	
FG Attempts	5	Seth Marler.....	2002 Hawai'i
FG Made	3	Merek Glover.....	2020 Armed Forces

PUNTING

Punts	9	Howard McNeill.....	1973 Astro-Bluebonnet
Yards	353	Howard McNeill.....	1973 Astro-Bluebonnet
Avg. (Min. 5)	48.4	Peter Picerelli.....	2013 New Orleans

INTERCEPTIONS

Interceptions	2	James McKinley.....	1987 Independence
Yards	79	Michael Jordan.....	1998 Liberty

KICKOFF RETURNS

Returns	5	Martin Mitchell.....	1973 Astro-Bluebonnet
Yards:	154	Martin Mitchell.....	1973 Astro-Bluebonnet
Avg. (Min. 2)	35	Amare Jones (2-70).....	2018 Cure
Touchdowns	1	Monk Simons.....	1935 Sugar Bowl

PUNT RETURNS

Returns	6	Don Zimmerman.....	1932 Rose
Yards	143	Lynaris Elpheage.....	2002 Hawai'i
Avg. (Min. 2)	35.8	Lynaris Elpheage (4-143).....	2002 Hawai'i
Touchdowns	1	Bobby Kellogg.....	1940 Sugar
	1	Mitchell Price.....	1987 Independence
	1	Lynaris Elpheage.....	2002 Hawai'i

LONGEST PLAY

Rush	65	Cameron Carroll.....	2020 Potato
Pass	62	N. Hall to M. Anderson.....	1980 Hall of Fame
Punt	61	Deron Smith (twice).....	1987 Independence
Kickoff Return	85	Monk Simons.....	1935 Sugar
Int. Return	79	Michael Jordan.....	1998 Liberty
Punt Return	76	Bobby Kellogg.....	1940 Sugar

TEAM RECORDS

TOTAL OFFENSE

Plays	86	vs. Louisiana-Lafayette.....	2018 Cure
Yards	528	vs. BYU.....	1998 Liberty

RUSHING

Attempts	68	vs. Louisiana-Lafayette.....	2018 Cure
Yards	365	vs. Louisiana-Lafayette.....	2018 Cure
Average	6.1 yds.	vs. BYU.....	1998 Liberty
Touchdowns	4	vs. Louisiana-Lafayette.....	2018 Cure

PASSING

Attempts	40	vs. Washington.....	1987 Independence
Completions	23	vs. BYU.....	1998 Liberty
Percentage	.722	vs. Southern Miss.....	2020 Armed Forces
Yards	276	vs. BYU.....	1998 Liberty
Fewest Ints.	0	vs. four teams	
Interceptions	4	vs. Houston.....	1973 Astro-Bluebonnet
Touchdowns	3	vs. Southern Miss.....	2019 Armed Forces

FIRST DOWNS

Total	28	vs. Louisiana-Lafayette.....	2018 Cure
		vs. BYU.....	1998 Liberty
Rushing	19	vs. Louisiana-Lafayette.....	2018 Cure
Passing	13	vs. Hawai'i.....	2002 Hawai'i
Penalty	4	vs. Hawai'i.....	2002 Hawai'i

PUNTING

Total	11	vs. Texas A&M.....	1940 Sugar
Fewest	2	vs. Louisiana-Lafayette.....	2018 Cure
Yards	374	vs. Texas A&M.....	1940 Sugar
Average	47.0	vs. Hawai'i.....	2002 Hawai'i

PENALTIES

Most	10	vs. Louisiana-Lafayette.....	2013 New Orleans
	10	vs. Southern Miss.....	2020 Armed Forces
Fewest	1	vs. Louisiana-Lafayette.....	2018 Cure

KICKOFF RETURNS

Number	8	vs. Houston.....	1973 Astro-Bluebonnet
Yards	225	vs. Houston.....	1973 Astro-Bluebonnet

PUNT RETURNS

Punt Returns	6	vs. Southern Cal.....	1932 Rose
	6	vs. Temple.....	1935 Sugar
	6	vs. Texas A&M.....	1940 Sugar
Yards	143	vs. Hawai'i.....	2002 Hawai'i

SCORING

Most Points	41	vs. Louisiana-Lafayette.....	2018 Cure
		vs. BYU.....	1998 Liberty
Fewest Points	6	vs. Penn State.....	1979 Liberty

INTERCEPTIONS

Number	3	vs. Washington.....	1987 Independence
Yards	79	vs. BYU.....	1998 Liberty

DEFENSE*

Total Yards	175	by Colorado.....	1970 Liberty
Rushing Yards	54	by BYU.....	1998 Liberty
Passing Yards	19	by Temple.....	1935 Sugar
First Downs	9	by Southern Cal.....	1932 Rose

*denotes fewest allowed



ATTENDANCE RECORDS

SINGLE-GAME HIGHS

ALL SITES

	Opponent	Date	Score	H/A	Attend.
1.	Alabama	9/6/2008	L 6-20	A	92,138
2.	LSU	11/1/2008	L 10-35	A	92,136
3.	LSU	10/31/2009	L 0-42	A	92,031
4.	LSU	9/1/2001	L 17-48	A	91,782
5.	LSU	12/1/73	W 14-0	H	86,598
6.	Oklahoma	9/16/2017	L 56-14	A	86,290
7.	LSU	12/2/72	L 3-9	H	85,372
8.	Auburn	9/7/2019	L 6-24	A	85,317
9.	Michigan	9/30/72	L 7-41	A	84,162
10.	LSU	11/22/58	L 0-62	H	83,221

SUPERDOME (Tulane Games Only)

	Opponent	Date	Score	Attend.
1.	LSU	11/17/79	L 13-24	73,496
2.	LSU	11/19/77	L 17-20	72,025
3.	LSU	11/28/81	W 48-7	71,546
4.	LSU	11/22/75	L 6-42	70,850
5.	LSU	11/21/87	L 36-41	70,168
6.	LSU	11/30/85	L 19-31	64,194
7.	Georgia Tech	10/25/75	L 0-23	63,333
8.	LSU	10/29/2007	L 9-34	58,769
9.	Mississippi St.	9/4/82	L 21-30	53,641
10.	Georgia Tech	10/27/79	W 12-7	51,963

TULANE STADIUM (Tulane Games Only)

	Opponent	Date	Score	Attend.
1.	LSU	12/1/73	W 14-0	86,598
2.	LSU	12/2/72	L 3-9	85,372
3.	LSU	11/22/58	L 0-62	83,221
4.	LSU	11/19/66	L 7-21	82,567
5.	LSU	11/28/70	L 14-26	81,233
6.	LSU	11/26/49	L 0-21	79,292
7.	Texas A&M	1/1/40	L 13-14	73,000
	LSU	11/26/60	L 6-17	73,000

TULANE STADIUM (All Games)

	Teams (Game)	Date	Score	Attend.
1.	Tulane def. LSU (regular season)	12/1/73	14-0	86,598
2.	LSU def. Tulane (regular season)	12/2/72	9-3	85,372
3.	Notre Dame def. Alabama (Sugar Bowl)	1/1/73	24-23	85,161
4.	Oklahoma def. Auburn (Sugar Bowl)	1/1/72	40-22	84,031
5.	LSU def. Tulane (regular season)	11/22/58	62-0	83,221
6.	Alabama def. Arkansas (Sugar Bowl)	1/1/62	10-2	82,910
7.	LSU def. Tulane (regular season)	1/19/66	21-7	82,567
8.	Arkansas def. Georgia (Sugar Bowl)	1/1/69	16-2	82,113
9.	Oklahoma def. LSU (Sugar Bowl)	1/1/50	35-0	82,000
	Alabama def. Nebraska (Sugar Bowl)	1/1/67	34-7	82,000
11.	LSU def. Tulane (regular season)	11/28/70	26-14	81,233
12.	Mississippi def. LSU (Sugar Bowl)	1/1/60	21-0	81,141
13.	Dallas def. Miami (Super Bowl VI)	1/16/72	24-3	81,023
14.	Pittsburgh def. Minnesota (Super Bowl IX)	1/12/75	16-6	80,997
15.	Kansas City def. Minnesota (Super Bowl IV)	1/11/70	23-7	80,562

SEASON HIGHS

ALL GAMES (Total)

	Year	Games (H/A)	Record	Average	Total
1.	1980	12 (6/6)	7-5	41,132	493,579
2.	1973	12 (7/5)	9-3	40,072	480,865
3.	1975	11 (7/4)	4-7	41,485	456,340
4.	1979	12 (6/6)	7-5	37,055	444,659
5.	1985	11 (5/6)	1-10	39,770	437,471
6.	1987	12 (6/6)	6-6	36,167	433,998
7.	1984	11 (4/7)	3-8	39,065	429,717
8.	1986	11 (7/4)	4-7	38,535	423,889
9.	1946	10 (8/2)	3-7	41,851	418,513
10.	2008	12 (6/6)	2-10	34,402	418,513

ALL GAMES (Average)

	Year	Games (H/A)	Record	Total	Average
1.	1946	10 (8/2)	3-7	418,513	41,851
2.	1975	11 (7/4)	4-7	456,340	41,485
3.	1980	12 (6/6)	7-5	493,579	41,132
4.	1973	12 (7/5)	9-3	480,865	40,072
5.	1985	11 (5/6)	1-10	437,471	39,770
6.	1960	10 (4/6)	3-6-1	394,500	39,450
7.	1984	11 (4/7)	3-8	429,717	39,065
8.	1986	11 (7/4)	4-7	423,889	38,535
9.	1981	11 (6/5)	6-5	411,773	37,434
10.	1979	12 (6/6)	7-5	444,659	37,055

HOME GAMES (Total)

	Year	Games	Record	Average	Total
1.	1973	7	7-0	46,025	322,175
2.	1975	7	1-6	44,160	309,120
3.	1979	6	6-0	48,145	288,870
4.	1946	8	3-5	34,334	274,672
5.	1945	8	2-5-1	33,806	270,448
6.	1981	6	4-2	43,884	263,304
7.	1982	7	3-4	34,154	239,075
8.	1987	6	5-1	39,240	235,440
9.	1980	6	3-3	38,501	231,006
10.	1986	7	3-4	32,029	224,202

HOME GAMES (Average)

	Year	Games	Record	Total	Average
1.	1960	4	1-2-1	209,000	52,250
2.	1979	6	6-0	288,870	48,145
3.	1973	7	7-0	322,175	46,025
4.	1975	7	1-6	309,120	44,160
5.	1981	6	4-2	263,304	43,884
6.	1987	6	5-1	235,440	39,240
7.	1966	5	3-1-1	194,220	38,844
8.	1980	6	3-3	231,006	38,501
9.	1974	5	3-2	185,515	37,103
10.	1972	5	4-1	185,085	37,017

* - Alabama later forfeited game.



RECORDS



ALL-PURPOSE YARDS

INDIVIDUAL RECORDS

Most Total Plays

Game	44	Matt Forté vs. Memphis (44 rushes).....	10/27/07
Season	393	Matt Forté (361 rush, 32 rec., 1 ret.).....	2007
Career	1,103	Mewelde Moore (909 rush, 189 rec. 5 ret.).....	2000-03

Most Net Yards Gained

Game	342	Matt Forté vs. SMU.....	10/20/07
		(342 rushing)	
Season	2,259	Mewelde Moore.....	2001
		(1,421 rushing, 756 receiving, 82 return)	
Career	6,505	Mewelde Moore.....	2000-03
		(4,364 rushing, 2,059 receiving, 82 return)	

CAREER LEADERS

	Player	Seasons	Rush	Rec	KR	PR	Yards
1.	Mewelde Moore	2000-03	4364	2059	82	0	6505
2.	Matt Forté	2004-07	4265	985	11	0	5261
3.	Michael Pierce	1987-89	684	1373	2570	0	4627
4.	Jeff Ligon	1993-96	179	1009	2922	0	4110
5.	Dontrell Hillard	2014-17	2948	740	278	25	3991
6.	Terrance Strickland	1988-92	758	800	2033	201	3792
7.	Marc Zeno	1984-87	17	3725	0	0	3742
8.	Don Zimmerman	1930-32	2369	24	245	950	*3733
9.	Jeremy Williams	2006-09	200	2807	702	0	3709
10.	Orleans Darkwa	2010-13	2953	595	150	0	3698

* - includes interception return yardage

SINGLE-SEASON LEADERS

	Player	Year	Rush	Rec	KR	PR	Yards
1.	Matt Forté	2007	2127	282	11	0	2420
2.	Mewelde Moore	2001	1421	756	82	0	2259
3.	Rob Kelley	2011	332	178	1305	0	1815
4.	Jeremy Williams	2009	167	1113	483	0	1763
5.	Mewelde Moore	2002	1138	545	0	0	1683
6.	Michael Pierce	1988	345	534	765	0	1644
7.	Amare Jones	2019	371	367	732	141	1611
8.	Tommy Mason	1960	663	376	314	99	1452
9.	Eddie Price	1949	1137	81	0	219	1437
10.	P.J. Franklin	1997	3	703	443	260	1409

SINGLE-GAME LEADERS

	Yards	Player	Date	Opponent	Add'l. Stats
1.	342	Matt Forté	10/20/07	SMU	342 rush
2.	336	Mewelde Moore	10/6/01	Cincinnati	249 rush/87 rec
3.	324	Jeremy Williams	11/7/09	UTEP	139 rec/145 ret
4.	312	Matt Forté	9/22/07	SLU	303 rush/9 rec
5.	293	Matt Forté	10/27/07	Memphis	278 rush/15 rec
6.	289	Eddie Price	11/5/49	Navy	238 rush/3 rec/48 ret
7.	285	André Anderson	10/11/08	UTEP	255 rush/30 rec
8.	283	Matt Forté	11/13/04	Army	216 rush /47 rec
9.	271	Jerome McIntosh	11/18/89	Vanderbilt	271 rec
	271	Mewelde Moore	9/29/01	Southern	201 rush/70 rec

Running back Mewelde Moore holds the Tulane record for most net yards gained in a career (6,505). He completed his career ranked 12th on the NCAA's all-time all-purpose yardage list.



YEAR-BY-YEAR LEADERS

Year	Player	Rush	Rec	KOR	PR	Yards
1947	Eddie Price	471	36	148	26	681
1948	Eddie Price	1178	7	0	133	1318
1949	Eddie Price	1137	81	219	0	1437
1950	James Waggoner	663	88	110	7	868
1951	Not available	---	---	---	---	---
1952	Max McGee	428	199	220	132	979
1953	Max McGee	430	166	371	27	994
1954	Bobby Saia	422	0	278	0	700
1955	Ronny Quillian	685	-10	50	0	725
1956	Not available	---	---	---	---	---
1957	Claude Mason	338	132	180	15	665
1958	Richie Petitbon	213	0	276	42	531
1959	Terry Terrebonne	408	43	335	45	831
1960	Tommy Mason	663	376	314	99	1452
1961	Larry McIntire	112	18	352	45	527
1962	Jerry Graves	200	128	513	59	900
1963	Jerry Graves	104	129	239	50	522
1964	Jerry Graves	182	139	242	113	676
1965	Carl Crowder	301	145	266	113	825
1966	Bobby Duhon	748	0	0	20	768
1967	Warren Bankston	473	72	60	0	605
1968	Warren Bankston	473	90	182	0	745
1969	Joe Bullard	0	0	133	395	528
1970	David Abercrombie	933	62	153	0	1148
1971	Ricky Hebert	819	19	0	0	838
1972	Doug Bynum	507	10	16	0	533
1973	Doug Bynum	589	29	0	0	618
1974	Martin Mitchell	0	0	594	231	825
1975	Don Lemon	420	208	0	0	628
1976	Bill Kramer	467	278	13	0	758
1977	Marvin Christian	691	171	444	0	1306
1978	Marvin Christian	879	225	137	0	1241
1979	Reggie Reginelli	487	192	233	222	1134
1980	Robert Griffin	38	801	39	0	878
1981	Marvin Lewis	860	209	0	0	1069
1982	Robert Griffin	0	784	52	0	836
1983	Wayne Smith	85	835	0	0	920
1984	Mike Jones	573	291	0	0	864
1985	Marc Zeno	0	1137	0	0	1137
1986	Marc Zeno	0	1033	0	0	1033
1987	Michael Pierce	242	293	825	0	1360
1988	Michael Pierce	345	534	765	0	1644
1989	Terrance Strickland	121	350	498	8	977
1990	Terrance Strickland	281	313	554	111	1259
1991	Wil Ursin	-2	969	0	114	1081
1992	Terrance Strickland	305	51	775	82	1213
1993	Jeff Ligon	188	94	552	0	834
1994	Jeff Ligon	0	237	1038	0	1275
1995	Jeff Ligon	-9	330	625	0	946
1996	Jeff Ligon	0	348	707	0	1055
1997	P.J. Franklin	3	703	443	260	1409
1998	P.J. Franklin	55	1174	82	48	1359
1999	JaJuan Dawson	3	1051	328	0	1382
2000	Mewelde Moore	890	350	0	0	1240
2001	Mewelde Moore	1421	756	82	0	2259
2002	Mewelde Moore	1138	545	0	0	1683
2003	Mewelde Moore	915	408	0	0	1323
2004	Roydell Williams	-7	826	0	0	819
2005	Matt Forté	655	163	0	0	818
2006	Matt Forté	859	360	0	0	1219
2007	Matt Forté	2127	282	11	0	2420
2008	André Anderson	864	202	0	0	1066
2009	Jeremy Williams	167	1113	483	0	1763
2010	Orleans Darkwa	925	155	150	0	1230
2011	Rob Kelley	332	178	1305	0	1815
2012	Ryan Grant	0	1149	0	0	1149
2013	Ryan Grant	0	1039	0	0	1039
2014	Dontrell Hilliard	452	244	260	0	956
2015	Dontrell Hilliard	646	267	0	0	913
2016	Dontrell Hilliard	759	114	18	25	916
2017	Dontrell Hilliard	1091	115	0	0	1206
2018	Darrius Bradwell	1134	13	0	0	1147
2019	Amare Jones	371	367	732	141	1611
2020	Amare Jones	389	101	439	31	960



DEFENSE

TEAM RECORDS

Fewest Plays Against

Game	30	by Northwestern State	9/28/29
Season	368	(6 Games)	1943

Fewest Net Yards Allowed

Game	7	by Mississippi College	10/9/37
Season	1,026	(10 Games)	1931

Fewest First Downs Allowed

Game	1	by Auburn	11/4/41
	1	by Kentucky	11/12/32
Season	55	(10 Games)	1931

Rushing

Fewest Rushes Allowed

Game	15	by Northwestern State	9/28/29
Season	243	(6 Games)	1943

Fewest Net Yards Allowed

Game	-54	by North Carolina	10/18/41
Season	423	(10 Games)	1931

Lowest Average Allowed Per Rush

Game	-1.9	by North Carolina (28 carries, -54 yards)	10/18/41
Season	1.7	372 carries, 603 yards (9 games)	1941

Lowest Average Yards Allowed Per Game

Season	38.5	(11 games)	1931
--------	------	------------	------

Passing

Fewest Net Yards Allowed

Game	-2	by Auburn (1-for-6)	10/25/47
Season	413	(10 games)	1957

Fewest Passing Attempts Allowed

Game	3	by Rice	9/13/97
	3	by Georgia Tech	10/22/77
	3	by Alabama	11/7/59
Season	94	(10 games)	1957

Fewest Completions Allowed

Game	0	many times	
		most recent by Vanderbilt	11/17/61
Season	33	(10 games)	1957

Fewest Interceptions by Opponent

Season	4	(9 games)	1939
--------	---	-----------	------

Most Quarterback Sacks

Game	11	vs. Florida A&M	9/11/04
Season	46	(11 games)	1973

Punting

Most Punts by Opponent

Game	17	by Kentucky	11/12/32
Season	128	(11 games)	1931

Lowest Average Per Opponent Punt

Game*	21.8	by Mississippi State	10/31/31
Season	31.2	(11 games)	1931

*minimum five attempts

Most Punts Blocked by Tulane

Season	6	(11 games)	1931
--------	---	------------	------

Scoring

Fewest Points Allowed

Season	0	(5 games)	1900
	19	(6 games)	1901

Most Defensive Touchdowns

Game	2	On Several Occasions	
		Last vs. Marshall	10/29/05
Season	6	3 fumble & 3 interception (12 games)	2002

Penalties

Most Penalties by Opponent

Game	18	by East Carolina	11/2/91
Season	103	(11 games)	1991

Most Opponent Yards Penalized

Game	169	by Kentucky	11/1/80
Season	933	(11 games)	1991

Turnovers

Most Turnovers Gained by Tulane

Season	44	24 fumbles & 20 interceptions (11 games)	1980
--------	----	--	------

Most Interceptions by Tulane

Season	28	(11 games)	1970
--------	----	------------	------

Most Fumbles by Opponent

Game	10	by Mississippi	9/27/80
Season	40	(11 games)	1982

Most Fumbles Lost by Opponent

Game	8	by Mississippi	9/27/80
Season	24	(11 games)	1980

TEAM SEASON HIGHS

Pass Interceptions

1.	28 in 1970	(11 games)
2.	26 in 1997	(11 games)
3.	22 in 2002	(13 games)
4.	20 in 1980	(11 games)
5.	19 in 2013	(13 games)
	19 in 1972	(11 games)
7.	18 in 1986	(11 games)
8.	17 in 1979	(11 games)
	17 in 2014	(12 games)
10.	16 in 1984	(11 games)

Sacks

1.	48 in 2002	(13 games)
2.	47 in 1973	(11 games)
3.	41 in 2018	(13 games)
4.	40 in 2020	(12 games)
	40 in 1979	(11 games)
6.	38 in 2013	(13 games)
7.	35 in 1997	(11 games)
	35 in 1977	(11 games)
9.	34 in 1981	(11 games)
10.	28 in 2007	(12 games)



DEFENSE

INDIVIDUAL RECORDS

Most Interceptions

Game	4	Jimmy Glisson vs. Virginia	11/19/49
Season	9	Jimmy Glisson	1949
	9	Paul Ellis	1970
Career	18	Paul Ellis	1969-71

Most Interception Return Yardage

Game	110	Arthur Green vs. Army	10/16/76
Season	185	Lorenzo Doss	2013
Career	271	Lorenzo Doss	2012-14

Highest Yard-Per-Interception Return Avg.

Season	42.8	Parry Nickerson (4-for-171)	2016
	39.3	Charlie Daigle (3-for-118)	1951

Longest Interception Return

Game	100	David Hebert vs. Rice (touchdown)	9/25/71
------	-----	-----------------------------------	---------

Most Interceptions Returned For Touchdowns

Game	2	Ernest Crouch vs. SMU	10/27/45
Season	2	Lorenzo Doss	2013
	2	George Ewing	1972
	2	Ernest Crouch	1945
Career	2	Lorenzo Doss	2012-14
	2	Ryan Travis	2009-12
	2	Lynaris Elpheage	2000-02
	2	Mitchell Price	1987-89
	2	George Ewing	1970-72
	2	David Hebert	1969-71
	2	Ernest Crouch	1945

Most Total Tackles

Season	172	Burnell Dent	1983
Career	492	Burnell Dent	1982-85

Most Solo Tackles

Season	121	Frank Robinson	1980
Career	311	Frank Robinson	1977-80

Most Quarterback Sacks

Season	14	Mark Olivari	1973
Career	22.5	Kenan Blackmon	1999-02

Most Tackles For Loss

Season	23	Brian Douglas	1981
Career	50	Kenan Blackmon	1999-02

Most Passes Broken Up

Season	21	Lynaris Elpheage	2002
Career	49	Lynaris Elpheage	2000-02

Most Fumble Recoveries

Season	4	Tony Hannah	1985
	4	Curt Baham	1985
Career	8	Darion Monroe	2012-15

CAREER LEADERS

Pass Interceptions

Player	Seasons	Yards	Yds/Ret	Int
1. Paul Ellis	1969-71	181	10.06	18
2. Parry Nickerson	2013-2017	203	12.7	16
3. Lorenzo Doss	2012-14	271	18.0	15
4. Lynaris Elpheage	2000-02	227	16.21	14
5. Mitchell Price	1987-89	145	11.15	13
6. Ellsworth Kingery	1949-51	60	5.00	12
Don Zimmerman	1930-32	145	12.08	12
8. David Skehan	2005-08	109	9.9	11
9. Bobby Jones	1947-50	268	26.80	10
Homer Dedeaux	1947-50	118	11.80	10
Lou Thomas	1940-42	151	15.10	10

Total Tackles

Player	Seasons	Solo	Asst	Total
1. Burnell Dent	1982-85	295	197	492
2. Mike Staid	1991-94	274	207	481
3. Frank Robinson	1977-80	311	131	442
4. Anthony Cannon	2002-05	235	202	437
5. Wilfred Simon	1977-80	244	169	413
6. Marty Wetzel	1977-80	242	150	392
7. Ray Hester	1968-70	209	160	369
8. Brian Williams	1994-97	209	158	367
9. Rick Kingrea	1968-70	221	130	351
10. Jerry Phillips	1997-00	204	140	344

Solo Tackles

Player	Seasons	Total	Asst	Solo
1. Frank Robinson	1977-80	442	131	311
2. Burnell Dent	1982-85	492	197	295
3. Mike Staid	1991-94	481	207	274
4. Wilfred Simon	1977-80	413	169	244
5. Marty Wetzel	1977-80	392	150	242
6. Anthony Cannon	2002-05	437	202	235
7. Darion Monroe	2012-15	333	112	221
Richard Harvey	1985-88	313	92	221
Rick Kingrea	1968-70	351	130	221
10. Adrian Mitchell	1999-02	311	92	219

Assisted Tackles

Player	Seasons	Total	Solo	Asst
1. Mike Staid	1991-94	481	274	207
2. Anthony Cannon	2002-05	437	235	202
3. Burnell Dent	1982-85	492	295	197
4. Wilfred Simon	1977-80	413	244	169
5. Ray Hester	1968-70	369	209	160
6. Brian Williams	1994-97	367	209	158
7. Jim Gueno	1973-75	342	185	157
8. Rusty Chambers	1972-74	328	174	154
9. Marty Wetzel	1977-80	392	242	150
10. Jerry Phillips	1997-00	344	204	140

LONGEST FUMBLE RETURNS

1.	95	Floyd Dorsey vs. Houston	9/7/2002
2.	87	Cedric Thomas vs. LSU	11/19/1994
3.	77	Tom Latos vs. Syracuse	11/9/1996
4.	76	Sean Lucas vs. Southern	8/31/2002
5.	54	Darion Monroe vs. Memphis	11/10/2012
6.	52	Roderic Teamer vs. Navy	9/9/2017
7.	48	Parry Nickerson vs. Army	11/14/2015
8.	47	Delando Davis vs. Army	9/18/1999



Paul Ellis holds the Tulane career interception record with 18 from 1969-71. He also shares the single-season picks record with nine as a junior in 1970.



DEFENSE



Patrick Johnson established a new Green Wave sacks record as a senior after he tallied three sacks at ECU in 2020.

Quarterback Sacks

Player	Seasons	Yards	Sacks
1. Patrick Johnson	2017-20	157	24.5
2. Kenan Blackmon	1999-02	153	22.5
3. Floyd Dorsey	1999-02	184	21.5
4. Royce LaFrance	2012-15	90	20.0
Mark Olivari	1973-75	135	16.0
6. Dezman Moses	2010-11	93	15.5
7. Brian Douglas	1978-81	59	15.0
8. Julius Warmesley	2010-13	98	14.5
9. Logan Kelley	2006-09	87	14.0
Antonio Harris	2004-07	87	14.0

Tackles For Loss

Player	Seasons	Yards	TFL
1. Nico Marley	2013-16	189	50.5
2. Kenan Blackmon	1999-02	231	50.0
3. Floyd Dorsey	1999-02	223	43.0
4. Mark Olivari	1973-75	124	42.0
5. Taniel Smart	2013-16	150	40.5
6. Patrick Johnson	2017-20	210	40.0
7. Royce LaFrance	2012-15	179	37.0
8. Brett Timmons	1995-98	110	32.0
9. Julius Warmesley	2010-13	139	30.5
10. Anthony Cannon	2002-05	106	29.0
Dennis O'Sullivan	1995-98	107	29.0
Bryan Alexander	1973-75	121	29.0

Passes Broken Up

Player	Seasons	PBU
1. Lynaris Elpheage	2000-02	49
2. Donnie Lewis Jr.	2014-18	43
Michael Jordan	1995-98	43
4. Parry Nickerson	2013-17	31
5. Israel Route	2003-06	29
6. Elijah Freeman	1993-96	26
7. Phillip Davis	2007-10	25
David Skehan	2005-08	25
9. Jeff Sanchez	1999-02	24
10. Sean Lucas	2002-05	23
Rod McDowell	1989-92	23

SINGLE-SEASON LEADERS

Interceptions

Player	Year	Yards	Yds/Ret	Int
1. Paul Ellis	1970	109	12.1	9
Jimmy Glisson	1949	141	15.7	9
3. Lynaris Elpheage	2002	133	16.6	8
Joe Bullard	1970	167	20.9	8
Les Kennedy	1951	103	12.9	8
6. Lorenzo Doss	2013	185	26.4	7
7. Parry Nickerson	2017	8	1.3	6
Parry Nickerson	2014	24	4.0	6
George Kinek	1950	82	13.7	6
10. 16 Tied with 5				
most recent Lorenzo Doss	2012	79	15.8	

Avg. Yards Per Interception Return (Minimum 3)

Player	Year	Int	Yards	Avg
1. Parry Nickerson	2016	4	171	42.75
2. Charlie Daigle	1951	3	118	39.33
3. Mitchell Price	1987	3	109	36.33
4. Steve Hubbell	1977	3	103	34.33
5. Lynaris Elpheage	2001	3	87	29.00
6. Fred Wilcox	1954	4	113	28.25
7. Gene Newton	1957	4	107	26.75
8. Lorenzo Doss	2013	7	185	26.43
9. Wyatt Washington	1975	4	105	26.25
10. Tra Boger	2005	3	73	24.33

Passes Broken Up

Player	Year	PBU
1. Lynaris Elpheage	2002	21
2. Donnie Lewis Jr.	2018	18
3. Phillip Davis	2010	15
Michael Jordan	1996	15
5. Lynaris Elpheage	2001	14
Lynaris Elpheage	2000	14
7. Josh Lumar	2007	13
Cedric Anderson	1995	13
9. Israel Route	2006	12
Jeff Sanchez	2002	12

Total Tackles

Player	Year	Solo	Asst	Total
1. Burnell Dent	1983	116	56	172
2. Rick Kingrea	1970	102	69	171
3. Frank Robinson	1980	121	46	167
4. Jim Gueno	1975	98	68	166
5. David Jackson	1983	116	48	163
6. Mike Mullen	1971	101	61	162
7. John Ammerman	1976	96	65	161
8. Rusty Chambers	1973	83	70	153
9. Ray Hester	1970	84	68	152
10. Rick Kingrea	1969	98	47	145



DEFENSE

Solo Tackles

Player	Year	Total	Asst	Solo
1. Frank Robinson	1980	167	46	121
2. Burnell Dent	1983	172	56	116
David Jackson	1983	163	48	116
4. Rick Kingrea	1970	171	69	102
5. Mike Mullen	1971	162	61	101
6. Frank Robinson	1979	137	38	99
7. Jim Gueno	1975	166	68	98
Rick Kingrea	1969	145	47	98
9. Adrian Mitchell	2001	138	41	97
10. John Ammerman	1976	161	65	96
Trent Mackey	2011	145	49	96

Assisted Tackles

Player	Year	Total	Solo	Asst
1. Rusty Chambers	1973	153	83	70
2. Rick Kingrea	1970	171	102	69
3. Mike Staid	1992	133	65	68
Jim Gueno	1975	166	98	68
5. John Ammerman	1976	161	96	65
6. Burnell Dent	1984	139	77	62
7. Trent Mackey	2010	124	63	61
Mike Mullen	1971	162	101	61
9. David Jackson	1982	119	59	60
10. Rusty Chambers	1974	127	68	59
Glenn Harder	1972	116	57	59
Tra Boger	2003	133	74	59
Anthony Cannon	2004	107	48	59

Quarterback Sacks

Player	Year	Yards	Sacks
1. Mark Olivari	1973	—	14.0
2. Brian Douglas	1981	37	11.0
3. Patrick Johnson	2018	63	10.5
4. Patrick Johnson	2020	35	10.0
5. Floyd Dorsey	2002	66	9.5
Dezman Moses	2011	58	9.5
7. Keaton Cromartie	1997	33	9.0
8. Fred Davis	1987	34	8.0
9. Kenan Blackmon	2001	56	8.0
10. Justin Adams	2010	62	7.5

YEAR-BY-YEAR LEADERS

Interceptions

Year	Player	Int	Yards	Avg.	TD	Long
1939	Bobby Kellogg	3	—	—	—	—
1940	Lou Thomas	4	51	12.8	0	—
1941	Walter McDonald	5	—	—	0	—
	St. John Smith	5	—	—	0	—
1942	Lou Thomas	3	20	6.7	0	—
	Bernard Pracko	3	—	—	0	—
1943	Les Gatewood	3	36	12.0	1	—
1944	Dub Jones	2	—	—	0	—
1945	Ernest Crouch	4	89	22.3	2	—
1946	Don Fortier	2	54	27.0	0	—
1947	Homer Dedeaux	3	24	8.0	0	—
1948	Robert Jones	5	104	20.8	0	—
1949	Jimmy Glisson	9	141	15.7	0	—
1950	George Kinek	6	82	13.7	0	—
1951	Les Kennedy	8	103	12.9	0	—
1952	Charles Pittman	2	22	11.0	0	—
1953	Peter Clement	3	37	12.3	0	—
1954	Fred Wilcox	4	113	28.3	1	—
1955	Al Cottrell	3	55	18.3	1	—
1956	Willie Hof	3	40	13.3	0	—
1957	Gene Newton	4	107	26.8	1	—
1958	Richie Petitbon	4	52	1.0	0	—
1959	Tommy Mason	2	8	4.0	0	—
1960	Phil Nugent	3	2.0	6.7	0	—
1961	Bill Ary	2	—	—	—	—
1962	Al Burquieres	1	0	0.0	0	0
	Jim Davis	2	32	16.0	0	—
	Carl Crowder	2	24	12.0	0	—
	Elmer Smith	2	0	0.0	0	0
1964	Jim Davis	5	92	18.4	0	—
1965	Bill Goss	2	6	3.0	0	—
	Jim Jancik	2	6	3.0	0	—
1966	Jim Jancik	3	17	5.7	0	—
1967	Jim Jancik	3	19	6.3	0	12
	Ernie Parker	3	7	2.3	0	5
1968	Brad Calhoun	3	49	16.3	0	—
	Ray Hester	3	31	10.3	0	—
1969	Paul Ellis	5	36	7.2	0	—
1970	Paul Ellis	9	109	12.1	0	33
1971	Paul Ellis	4	36	9.0	0	17
1972	David Lee	5	22	4.4	0	22
1973	David Griener	5	24	4.8	0	16
1974	David Lee	3	15	5.0	0	15
1975	Wyatt Washington	4	105	26.3	1	76
1976	Arthur Green	2	110	55.0	1	96
	Charles Griffin	2	20	10.0	0	11
	John Ammerman	2	30	15.0	0	16
1977	Steve Hubbell	3	103	34.3	0	40
1978	Marty Wetzel	2	0	0.0	0	0
1979	Steve Hubbell	4	54	13.5	0	29
1980	Lionel Washington	5	78	15.6	0	34
1981	Tyrone Smith	3	47	15.7	0	31
1982	Earl Jenkins	1	36	36.0	0	36
	Gerald Broussard	1	15	15.0	0	15
	David Jackson	1	15	15.0	0	15
	Lionel Washington	1	0	0.0	0	0
	Tyrone Smith	1	0	0.0	0	0
1983	Curt Baham	4	38	9.5	0	24
1984	Benny Burst	5	60	12.0	0	37
1985	Eric Thomas	2	11	5.5	0	6
	Tony Hannah	2	3	1.5	0	3
1986	Tookie Spann	3	64	21.3	0	27
	Richard Harvey	3	14	4.7	0	5
	Thurston Harrison	3	11	3.7	0	11
	Eric Thomas	3	0	0.0	0	0
1987	Mitchell Price	3	109	36.3	1	49
1988	Mitchell Price	5	24	4.8	0	15



Brian Douglas, who ranks sixth in career sacks, is the last Green Wave student-athlete to post double-digit sack totals with 11 in 1981.



DEFENSE

Year	Player	Int	Yards	Avg.	TD	Long
1989	Mitchell Price	5	12	2.4	0	12
1990	Lenzer Burton	3	38	12.7	0	27
	Rod McDowell	3	2	0.7	0	2
1991	Mike Staid	3	17	5.7	0	17
1992	Mike Staid	3	28	9.3	0	17
1993	Brandon Hamilton	3	59	19.7	1	53
1994	Andre Goines	2	0	0.0	0	0
	Cedric Thomas	2	0	0.0	0	0
1995	Cedric Anderson	4	96	24.0	1	96
1996	Derrick Singleton	3	62	20.7	1	35
1997	Michael Jordan	5	41	8.2	1	30
1998	Tellius Carr	3	31	10.3	0	31
1999	Ky Joseph	3	5	1.7	0	5
2000	Lynaris Elpheage	3	7	2.3	0	7
2001	Lynaris Elpheage	3	87	29.0	1	48
2002	Lynaris Elpheage	8	133	16.6	1	62
2003	Sean Lucas	5	51	10.2	0	28
2004	Taurean Brown	1	18	18.0	0	18
	Anthony Cannon	1	16	16.0	0	16
	Kelvin Johnson	1	16	16.0	0	16
	Israel Route	1	7	7.0	0	7
	Jeremy Foreman	1	0	0.0	0	0
	Bruce Youmans	1	0	0.0	0	0
2005	Tra Boger	3	73	24.3	1	66
2006	David Skehan	4	41	10.2	1	30
2007	David Skehan	4	9	2.3	0	6
2008	David Skehan	3	59	19.7	0	41
2009	Phillip Davis	2	40	20.0	0	40
2010	Shakiel Smith	3	68	22.7	0	44
2011	Ryan Travis	4	59	14.8	1	36
2012	Lorenzo Doss	5	79	15.8	0	35
2013	Lorenzo Doss	7	185	26.4	2	69
2014	Parry Nickerson	6	24	4.0	0	12
2015	Darion Monroe	3	14	4.7	0	12
2016	Parry Nickerson	4	171	42.7	1	96
2017	Parry Nickerson	6	8	1.3	0	8
2018	Donnie Lewis Jr.	3	49	16.3	1	49
2019	Larry Brooks	4	64	16.0	0	29
2020	Larry Brooks	3	0	0.0	0	0

Total Tackles

Year	Player	Solo	Asst	Total
1969	Rick Kingrea	98	47	145
1970	Rick Kingrea	102	69	171
1971	Mike Mullen	101	61	162
1972	Glenn Harder	57	59	116
1973	Rusty Chambers	83	70	153
1974	Rusty Chambers	68	59	127
1975	Jim Gueno	98	68	166
1976	John Ammerman	96	65	161
1977	Wilfred Simon	63	45	108
1978	Frank Robinson	86	40	126
1979	Frank Robinson	99	38	137
1980	Frank Robinson	121	46	167
1981	Darryl Tipton	73	58	131
1982	David Jackson	59	60	119
1983	Burnell Dent	116	56	172
1984	Burnell Dent	77	62	139
1985	Burnell Dent	72	48	120
1986	Richard Harvey	68	34	102
1987	Richard Harvey	82	27	109
1988	Richard Harvey	64	27	91
1989	Pat Stant	60	21	81
1990	Brian Ryder	57	50	107
1991	Mike Staid	67	41	108
1992	Mike Staid	65	68	133
1993	Mike Staid	76	57	133
1994	Mike Staid	66	41	107
1995	Derrick Singleton	77	49	126
1996	Brian Williams	61	39	100
1997	Brian Williams	55	57	112
1998	Jerry Phillips	63	41	104
1999	Noel Ellis	65	41	106

Year	Player	Solo	Asst	Total
2000	Jerry Phillips	65	39	104
2001	Adrian Mitchell	97	41	138
2002	Anthony Cannon	67	47	114
2003	Tra Boger	74	59	133
2004	Anthony Cannon	48	59	107
2005	Anthony Cannon	60	54	114
2006	David Skehan	55	25	80
2007	Evan Lee	48	51	99
2008	Corey Sonnier	42	44	86
2009	Chinonso Echebelem	54	39	93
2010	Trent Mackey	63	61	124
2011	Trent Mackey	96	49	145
2012	Darion Monroe	61	36	97
2013	Sam Scofield	74	30	104
2014	Sam Scofield	60	34	94
2015	Nico Marley	62	20	82
2016	Nico Marley	55	33	88
2017	Rae Juan Marbley	55	41	96
2018	Zachery Harris	50	45	95
2019	Chase Kuerschen	58	18	76
2020	Dorian Williams	65	33	98

Quarterback Sacks

Year	Player	Yards	Sacks
1973	Mark Olivari	117	14
1977	Rick Kelley	33	3
	Thad Lee	28	3
1978	Kevin Cole	22	3
	Wilfred Simon	19	3
1979	Bob Becnel	30	6
1980	Donnie Rice	37	4
1981	Brian Douglas	37	11
1982	Jim Still	20	3
1983	Eddie Neal	60	6
1984	Fred Stokes	48	6
1985	Troy Wetzel	—	3
1986	not available		
1987	Fred Davis	34	8
1988	Leroy Brown	53	5
1989	Jay Rink	41	5
1990	Jay Rink	36	6
1991	Darren McGowan	21	4
1992	Michael Batiste	17	4
1993	Ruffin Hamilton	37	4
1994	Ryan Deaton	24	4.5
1995	Dwight Jones	43	5
1996	Shane Marshall	20	4
1997	Keaton Cromartie	33	9
1998	Dennis O'Sullivan	36	4
1999	Floyd Dorsey	52	5
	Kenan Blackmon	30	5
2000	Floyd Dorsey	43	5
	Noel Ellis	27	5
2001	Kenan Blackmon	34	8
2002	Floyd Dorsey	66	9.5
2003	Billy Harrison	14	3
	Daniel Nevil	21	3
2004	Anthony Cannon	31	4
2005	Alvin Johnson	18	3
2006	Frank Morton	28	4
2007	Antonio Harris	35	6
2008	Logan Kelley	49	7
2009	Logan Kelley	20	4
2010	Justin Adams	62	7.5
2011	Dezman Moses	58	9.5
2012	Austen Jacks	44	5
2013	Jordan Batiste	55	7
2014	Royce LaFrance	36	6
2015	Royce LaFrance	47	6.5
2016	Tanzel Smart	32	5.5
2017	Luke Jackson	31	3.5
2018	Patrick Johnson	63	10.5
2019	Patrick Johnson	27	4
2020	Patrick Johnson	67	10



KICK/PUNT RETURNS

TEAM RECORDS

PUNT RETURNS

Most Punt Returns

Game	11	vs. Rice	10/9/43
Season	44	(11 games)	1931

Highest Average Per Return

Season	19.9	(10 games)	1969
--------	------	------------------	------

Most Touchdowns

Game	3	vs. Louisiana College	9/26/25
Season	3	(11 games)	1972
	3	(10 games)	1925

KICKOFF RETURNS

Most Kickoff Returns

Game	12	vs. Houston	2011
Season	83	(13 games)	2011

Highest Average Per Return

Season	32.1	(9 games)	1941
--------	------	-----------------	------

INDIVIDUAL RECORDS

TOTAL RETURNS

Most Total Returns

Season	70	John Wilson (37 punts, 33 kickoffs)	2000
Career	149	Martin Mitchell (58 punts, 91 kickoffs)	1973-75

Most Total Return Yardage

Season	1305	Robert Kelley (0 punts, 1305 kickoffs)	2011
Career	2922	Jeff Liggon (0 punts, 2922 kickoffs)	1993-96

Most Punt Returns

Game	8	Floyd Roberts	12/2/33
Season	37	John Wilson (318 yards)	2000
Career	81	John Wilson (701 yards)	1997-2000

Most Punt Return Yardage

Game	137	Joe Bullard vs. Vanderbilt	11/1/69
Season	463	Lynaris Elpheage (28 returns)	2002
Career	1049	Joe Bullard (74 returns)	1969-71

Highest Yards-Per-Punt-Return Average

Game*	39.7	Max McGee vs. Santa Clara (3 for 119)	10/4/52
Season**	20.8	Joe Bullard (19 for 395)	1969
Career***	14.2	Joe Bullard (74 for 1049)	1969-71

*min. 3 returns **min. 10 returns ***min. 20 returns

Most Touchdowns

Game	2	Lester Lautenschlaeger vs. Louisiana College	9/26/25
Season	3	George Ewing	1972
Career	4	Joe Bullard	1969-71

Longest Punt Return

Game	92	Joe Bullard vs. Vanderbilt	11/1/69
------	----	----------------------------------	---------

KICKOFF RETURNS

Most Kickoff Returns

Game	9	Rob Kelley vs. Houston (168 yards)	11/10/11
Season	64	Rob Kelley (1305 yards)	2011
Career	123	Jeff Liggon (2922 yards)	1993-96

Most Kickoff Return Yardage

Game	213	Rob Kelley vs. Southeastern La.	9/3/11
Season	1305	Rob Kelley (64 returns)	2011
Career	2922	Jeff Liggon (123 returns)	1993-96

Highest Yard-Per-Kick-Return Average

Game*	46.0	Fred Smith vs. TCU (3 for 138)	9/1/03
Season*	38.2	Bobby Kellogg (6 for 229)	1939
Career***	24.9	Jerry Graves (40 for 944)	1962-64

*min. 3 returns **min. five returns ***min. 20 returns

Most Touchdowns

Game	1	on 10 occasions	
		Last by Sherman Badie vs. Southern	9/10/16
Season	1	on 10 occasions	
		Last by Sherman Badie vs. Southern	2016
Career	2	Michael Pierce	1986-89

Longest Kickoff Return

Game	100	Fred Smith vs. TCU	9/1/03
	100	Maurice Nelson vs. Memphis	10/12/85
	100	Coleman Dupre vs. North Carolina	0/9/71
	100	Eddie Price vs. Alabama	9/27/47
	100	Lou Thomas vs. North Carolina	10/18/41
	100	Bobby Kellogg vs. Mississippi	10/28/39
	100	Bucky Bryan vs. Georgia Tech	10/21/33

CAREER LEADERS

Punt Returns

	Player	Seasons	Avg	Yards	Ret
1.	John Wilson	1997-00	8.7	701	81
2.	Reggie Reginelli	1979-82	7.6	568	75
3.	Joe Bullard	1969-71	14.2	1049	74
4.	Don Zimmerman	1930-32	13.2	950	72
5.	P.J. Franklin	1995-98	6.9	433	63
6.	Martin Mitchell	1973-76	9.1	527	58
7.	Fred Smith	2003-04,06-07	10.2	563	55
8.	Derrick Franklin	1993-96	5.7	310	54
9.	Curt Baham	1982-85	5.7	304	53
10.	Lynaris Elpheage	2000-02	12.4	597	48

Punt Return Yardage

	Player	Seasons	Ret	Avg	Yards
1.	Joe Bullard	1969-71	74	14.2	1049
2.	Don Zimmerman	1930-32	72	13.2	950
3.	John Wilson	1997-00	81	8.7	701
4.	Lynaris Elpheage	2000-02	48	12.4	597
5.	Reggie Reginelli	1979-82	75	7.6	568
6.	Fred Smith	2003-04,06-07	55	10.2	563
7.	Martin Mitchell	1973-76	58	9.1	527
8.	Lou Thomas	1940-42	45	9.8	443
9.	P.J. Franklin	1995-98	63	6.9	433
10.	Dub Jones	1943-44	31	10.6	329



John Wilson
Career Punt Returns leader



Jerry Graves
Career Kickoff Return Average Leader



KICK/PUNT RETURNS

Punt Return Average (minimum 25 returns)

Player	Seasons	Ret	Yards	Avg
1. Joe Bullard	1969-71	74	1049	14.18
2. Don Zimmerman	1930-32	72	950	13.19
3. Lynaris Elpheage	2000-02	48	597	12.44
4. Fred Smith	2003-04,06-07	33	372	11.27
5. Dub Jones	1943-44	31	329	10.61
6. Lou Thomas	1940-42	45	443	9.84
7. Amare Jones	2018-20	30	285	9.50
8. Martin Mitchell	1973-76	58	527	9.09
9. John Wilson	1997-00	81	701	8.65
10. Ricky Dunaway	1976-78	26	216	8.31

Kickoff Returns


Player	Seasons	Avg	Yards	Ret
1. Jeff Liggon	1993-96	23.8	2922	123
2. Michael Pierce	1986-89	22.9	2570	112
3. Terrance Strickland	1988-92	21.4	2033	95
4. Martin Mitchell	1973-75	21.1	1916	91
5. Fred Smith	2003-04,06-07	20.6	1727	84
6. Rob Kelley	2011-15	20.4	1370	67
7. John Wilson	1997-00	20.2	1130	56
8. Jim Trahan	1966-68	21.6	1145	53
9. Sherman Badie	2014-17	27.4	1204	52
10. Jerry Graves	1962-64	24.9	994	40
Maurice Nelson	1985-88	21.0	797	38

Kickoff Yardage

Player	Seasons	Ret	Avg	Yards
1. Jeff Liggon	1993-96	123	23.8	2922
2. Michael Pierce	1986-89	112	22.9	2570
3. Terrance Strickland	1988-92	95	21.4	2033
4. Martin Mitchell	1973-75	91	21.1	1916
5. Amare Jones	2018-20	69	25.0	1729
6. Fred Smith	2003-04,06-07	84	20.6	1727
7. Rob Kelley	2011-15	67	20.4	1370
8. Sherman Badie	2014-17	52	21.6	1204
9. Jim Trahan	1966-68	53	21.6	1145
10. John Wilson	1997-00	56	20.2	1130

Kickoff Return Average (minimum 20 returns)

Player	Seasons	Ret	Yards	Avg
1. Jerry Graves	1962-64	40	994	24.85
2. Jeremy Williams	2006-09	29	702	24.21
3. Amare Jones	2018-20	69	1729	25.05
4. Jeff Liggon	1993-96	123	2922	23.78
5. Lynaris Elpheage	2000-02	37	858	23.19
6. Sherman Badie	2014-17	52	1204	23.15
7. Michael Pierce	1986-89	112	2570	22.95
8. Coleman Dupre	1971-73	34	751	22.09
9. Israel Route	2004-06	24	525	21.88
10. Jim Trahan	1966-68	53	1145	21.60



Jeff Liggon was Tulane's career leader in kickoff returns and return yardage and earned Conference USA Special Teams Player of the Year and All-America honors in 1994 after setting an NCAA record with 1,038 kickoff return yards.

SINGLE-SEASON LEADERS

Punt Returns

Player	Year	Avg	Yards	Ret
1. John Wilson	2000	8.6	318	37
2. Joe Bullard	1970	12.0	373	31
3. John Wilson	1999	8.4	244	29
P.J. Franklin	1997	9.0	260	29
5. Lynaris Elpheage	2002	16.5	463	28
Martin Mitchell	1975	5.5	156	28
7. Reggie Reginelli	1979	8.2	222	27
Don Zimmerman	1931	--	--	27
9. Joe Bullard	1971	11.7	282	24
10. Devin Boutte	2013	4.1	94	23
Fred Smith	2004	11.6	267	23
Terrance Strickland	1992	3.5	81	23
Bobby Kellogg	1939	9.3	214	23

Punt Return Yardage

Player	Year	Ret	Avg	Yards
1. Lynaris Elpheage	2002	28	16.5	463
2. Joe Bullard	1969	19	20.8	395
3. Joe Bullard	1970	31	12.0	373
4. John Wilson	2000	37	8.6	318
5. Joe Bullard	1971	24	11.7	282
6. George Kinek	1950	20	13.9	277
7. Fred Smith	2004	23	11.6	267
8. George Ewing	1972	16	16.5	264
9. P.J. Franklin	1997	29	9.0	260
10. Martin Mitchell	1974	17	13.5	231

Punt Return Average (minimum 10 returns)

Player	Year	Ret	Yards	Avg
1. Joe Bullard	1969	19	395	20.79
2. Lynaris Elpheage	2002	28	463	16.54
3. George Ewing	1972	16	264	16.50
4. Dub Jones	1944	16	226	14.13
5. Jha'Quan Jackson	2020	16	222	13.90
5. George Kinek	1950	20	277	13.85
6. Carl Crowder	1964	10	137	13.70
7. Martin Mitchell	1974	18	231	13.59
8. Amare Jones	2019	11	141	12.81
9. Lou Thomas	1942	13	158	12.15
10. Joe Bullard	1970	31	373	12.03



KICK/PUNT RETURNS

SINGLE-SEASON LEADERS

Kickoff Returns

Player	Year	Avg	Yards	Ret
1. Rob Kelley	2011	20.4	1305	64
2. Jeff Liggon	1994	23.6	1038	44
3. Fred Smith	2003	21.8	830	38
4. Michael Pierce	1987	22.3	825	37
5. Amare Jones	2019	21.5	732	34
6. John Wilson	2000	20.8	687	33
7. Terrance Strickland	1992	23.5	775	33
8. Michael Pierce	1988	23.9	765	32
9. Ade Tuyo	2007	23.2	697	30
10. Jeff Liggon	1995	21.6	625	29

Kickoff Return Yardage

Player	Year	Ret	Avg	Yards
1. Rob Kelley	2011	64	20.4	1305
2. Jeff Liggon	1994	44	23.6	1038
3. Fred Smith	2003	38	21.8	830
4. Michael Pierce	1987	37	22.3	825
5. Terrance Strickland	1992	33	23.5	775
6. Michael Pierce	1988	32	23.9	765
7. Amare Jones	2019	34	21.5	732
8. Jeff Liggon	1996	27	26.2	707
9. Ade Tuyo	2007	30	23.2	697
10. John Wilson	2000	33	20.8	687

Kickoff Return Average (minimum 10 returns)

Player	Year	Ret	Yards	Avg
1. Amare Jones	2020	15	439	29.30
2. Amare Jones	2018	20	558	27.90
3. Sherman Badie	2016	15	417	27.80
4. Richie Petitbon	1958	10	276	27.60
5. Jeff Liggon	1996	27	707	26.19
6. Terry Terbonne	1959	13	335	25.77
7. Lynaris Elpheage	2002	28	463	25.17
8. Jerry Graves	1962	21	513	24.43
9. Martin Mitchell	1973	14	339	24.21
10. Maurice Nelson	1985	17	411	24.18

SINGLE-GAME LEADERS

Most Kickoff Returns

Player	No	Date	Opponent	Add'l Stats
1. Rob Kelley	9	11/10/11	Houston	168 yards
2. Terrance Strickland	8	11/14/92	Florida State	168 yards
Casey Robottom	8	11/29/08	Memphis	166 yards
4. Terrance Strickland	7	10/10/92	Alabama	162 yards
Terrance Strickland	7	9/1/90	UL-Lafayette	160 yards
Sherman Badie	7	10/27/17	Memphis	159 yards

Most Kickoff Return Yardage

Player	Yards	Date	Opponent	Add'l Stats
1. Rob Kelley	213	9/3/11	Southeastern La.	7 returns
2. Jeff Liggon	171	10/26/96	Southern Miss	1 score
3. Robert Kelley	168	11/10/11	Houston	9 returns
Terrance Strickland	168	11/14/92	Florida State	7 returns
5. Casey Robottom	166	11/29/08	Memphis	8 returns
6. Terrance Strickland	162	10/10/92	Alabama	7 returns
7. Terrance Strickland	160	9/1/90	UL-Lafayette	7 returns
Michael Pierce	160	10/24/87	Virginia Tech	N/A
9. Sherman Badie	159	10/27/17	Memphis	7 returns

LONGEST FUMBLE RETURNS

Punt Returns

1.	92	Joe Bullard vs. Vanderbilt	11/1/69
2.	89	Tommy Warner vs. Virginia Tech	9/20/57
	89	Jimmy Glisson vs. LSU	11/27/48
4.	83	George Ewing vs. Pittsburgh	10/7/72
5.	80	Ted Miller vs. William & Mary	10/28/60
6.	79	Max McGee vs. Santa Clara	10/4/52
7.	77	Curt Baham vs. Florida State	9/17/83
	77	Joe Bullard vs. Illinois	9/26/70
9.	75	Fred Smith vs. UAB	10/23/04
	75	Carl Crowder vs. Duke	11/28/64
	75	Bobby Kellogg vs. Texas A&M (Sugar Bowl)	1/1/40
12.	71	Joe Bullard vs. Vanderbilt	10/30/71
13.	64	Lynaris Elpheage vs. Southern	9/29/01
14.	60	Lynaris Elpheage vs. Hawai'i (Hawai'i Bowl)	12/25/02

Kickoff Returns

1.	100	Fred Smith vs. TCU	9/1/03
	100	Maurice Nelson vs. Memphis	10/12/85
	100	Coleman Dupre vs. North Carolina	10/9/71
	100	Eddie Price vs. Alabama	9/27/47
	100	Lou Thomas vs. North Carolina	10/18/41
	100	Bobby Kellogg vs. Ole Miss	10/28/39
	100	Bucky Bryan vs. Georgia Tech	10/21/33
8.	98	Stephon Huderson vs. UCF	11/23/19
	98	Jeff Liggon vs. Southern Miss	10/26/96
10.	97	Israel Route vs. Southeastern Louisiana	10/1/05
11.	93	Michael Pierce vs. Chattanooga	9/3/88
	93	James "Bubber" Ely vs. North Carolina	10/18/41
13.	91	Martin Mitchell vs. Navy	10/10/73
14.	89	Joey Perry vs. Alabama	10/12/91
	89	Michael Pierce vs. Virginia Tech	10/24/87

TULANE'S 100-YARD KICKOFF RETURN CLUB



Bucky Bryan
vs. Georgia Tech
10/21/33



Coleman Dupree
vs. North Carolina
10/9/71



Bobby Kellogg
vs. Ole Miss
10/28/39



Maurice Nelson
vs. Memphis
10/12/85



Eddie Price
vs. Alabama
9/27/47



Fred Smith
vs. TCU
9/1/03



Lou Thomas
vs. North Carolina
10/18/41



YEAR-BY-YEAR LEADERS

Punt Return Yards

Year	Player	Ret	Yards	Avg	TD	LG
1939	Bobby Kellogg	23	214	9.3	0	—
1940	Lou Thomas	18	166	9.3	0	—
1941	Lou Thomas	14	119	8.5	0	—
1942	Lou Thomas	13	158	12.2	0	—
1943	Dub Jones	15	103	6.9	0	—
1944	Dub Jones	16	226	14.1	1	—
1945	Ray Arthur	11	94	8.5	0	—
1946	Don Fortier	9	113	12.6	0	—
1947	Don Fortier	6	50	8.3	0	—
1948	Jimmy Glisson	3	106	35.3	1	—
1949	Arlen Nihart	12	116	9.7	0	—
1950	George Kinek	20	277	13.9	0	—
1951	Les Kennedy	17	154	9.1	0	—
1952	Max McGee	8	132	16.5	0	—
1953	Max McGee	4	27	6.8	0	—
1954	Otis Gilmore	9	42	4.7	0	—
1955	Al Cottrell	8	68	8.5	0	—
1956	Gene Newton	17	65	3.8	0	—
1957	Tommy Warner	4	116	29.0	1	—
1958	Percy Colon	8	51	6.4	0	—
1959	Tommy Mason	9	124	13.8	1	—
1960	Ted Miller	7	100	14.3	0	—
1961	Larry McIntire	6	45	7.5	0	17
1962	Jerry Graves	9	59	6.6	0	12
1963	Jerry Graves	8	50	6.3	0	11
1964	Carl Crowder	10	137	13.7	1	75
1965	Carl Crowder	8	113	14.1	0	58
1966	Jim Jancik	18	122	6.8	0	—
1967	Jim Trahan	4	59	14.9	0	28
1968	Jim Yarter	14	135	9.7	0	—
1969	Joe Bullard	19	395	20.8	1	92
1970	Joe Bullard	31	373	12.0	1	77
1971	Joe Bullard	24	282	11.7	2	71
1972	George Ewing	16	264	16.5	3	83
1973	John Washington	22	149	6.8	0	25
1974	Martin Mitchell	17	231	13.6	2	54
1975	Martin Mitchell	28	156	5.5	0	38
1976	Martin Mitchell	12	112	9.3	0	37
1977	Ricky Dunaway	13	136	10.4	0	43
1978	Ricky Dunaway	13	80	6.1	0	36
1979	Reggie Reginelli	27	222	8.2	0	51
1980	Reggie Reginelli	17	129	7.6	0	31
1981	Reggie Reginelli	22	182	8.3	1	58
1982	Reggie Reginelli	9	35	4.0	0	7
1983	Curt Baham	19	179	9.4	1	77
1984	Curt Baham	12	47	4.0	0	10
1985	Curt Baham	22	78	3.5	0	12
1986	Maurice Nelson	17	76	4.5	0	15
1987	Doug Adams	20	119	5.9	0	12
1988	Mitchell Price	22	203	9.2	1	59
1989	Mitchell Price	16	58	3.4	0	10
1990	Terrance Strickland	17	111	6.5	0	43
1991	Wil Ursin	18	114	6.3	0	31
1992	Terrance Strickland	23	81	3.5	0	8
1993	Derrick Franklin	15	79	5.3	0	18
1994	Derrick Franklin	19	116	6.1	0	16
1995	P.J. Franklin	16	95	5.9	0	23
1996	Derrick Franklin	14	107	7.6	0	23
1997	P.J. Franklin	29	260	9.0	0	23
1998	John Wilson	14	136	9.7	0	34
1999	John Wilson	29	244	8.4	0	36
2000	John Wilson	37	318	8.6	0	26
2001	Lynaris Elpheage	19	133	7.0	1	64
2002	Lynaris Elpheage	28	463	16.5	1	60
2003	Fred Smith	10	105	10.5	0	45
2004	Fred Smith	23	267	11.6	1	75
2005	Israel Route	18	181	10.1	0	48
2006	Fred Smith	22	191	8.8	0	36
2007	Casey Robottom	13	55	4.2	0	14
2008	Casey Robottom	10	63	6.3	0	18
2009	D.J. Banks	6	17	2.8	0	14
2010	Casey Robottom	14	86	6.1	0	38
2011	Derrick Strozier	18	187	10.4	0	44
2012	Derrick Strozier	10	81	8.1	0	19
2013	Devin Boutte	23	94	4.1	0	15
2014	Teddy Veal	9	41	4.6	0	16
2015	Darion Monroe	11	73	6.6	0	15
2016	Dontrell Hilliard	7	25	3.6	0	10
2017	Jacob Robertson	5	24	4.8	0	14
2018	Amare Jones	15	115	7.5	0	18
2019	Amare Jones	11	141	12.8	0	36
2020	Jha'Quan Jackson	16	222	13.9	0	54

Kickoff Return Yards

Year	Player	Ret	Yards	Avg	TD	LG
1939	Bobby Kellogg	6	229	38.2	1	—
1940	James Thibaut	9	192	21.3	0	—
1941	Bobby Glass	8	192	24.0	0	—
1942	Lou Thomas	6	134	22.3	0	—
1943	Dub Jones	8	174	21.8	0	—
1944	Dub Jones	11	176	16.0	0	—
1945	Ray Arthur	7	188	26.9	0	—
1946	Don Fortier	7	191	27.3	0	—
1947	Eddie Price	6	148	24.7	1	—
1948	Eddie Price	7	133	19.0	0	—
1949	Eddie Price	11	219	19.9	0	—
1950	Harry Hahn	8	149	18.6	0	—
1951	Max McGee	10	175	17.5	0	—
1952	Max McGee	9	220	24.4	0	—
1953	Max McGee	17	371	21.8	0	—
1954	Bobby Saia	13	278	21.4	0	—
1955	Otis Gilmore	8	155	19.4	0	—
1956	Gene Newton	6	118	19.7	0	—
1957	Claude Mason	11	180	16.3	0	—
1958	Richie Pettibon	10	276	27.6	0	—
1959	Terry Terbonne	13	335	25.8	0	—
1960	Tommy Mason	15	314	20.9	0	—
1961	Larry McIntyre	15	352	23.5	0	51
1962	Jerry Graves	21	513	24.4	0	76
1963	Jerry Graves	10	239	23.9	0	41
1964	Jerry Graves	9	242	26.9	0	40
1965	Carl Crowder	12	266	22.2	0	30
1966	Jim Trahan	21	424	20.2	0	—
1967	Jim Trahan	17	363	21.3	0	36
1968	Jack Laborde	19	366	19.2	0	—
1969	Joe Bullard	8	133	16.6	0	23
1970	Mike Farnell	9	178	19.9	0	31
1971	Coleman Dupre	19	438	23.1	1	100
1972	Coleman Dupre	11	181	16.5	0	24
1973	Martin Mitchell	14	339	24.2	0	91
1974	Martin Mitchell	27	594	21.6	0	58
1975	Martin Mitchell	23	443	19.3	0	42
1976	Martin Mitchell	27	540	20.0	0	41
1977	Marvin Christian	23	444	19.3	0	39
1978	Tony DeLaughter	10	161	16.1	0	36
1979	Reggie Reginelli	12	233	19.4	0	37
1980	Reggie Butts	11	230	20.9	0	43
1981	Reggie Butts	11	247	22.5	0	50
1982	Reggie Butts	15	288	19.2	0	35
1983	Mike Jones	9	136	15.1	0	25
1984	Melvin Adams	8	155	19.4	0	26
1985	Maurice Nelson	17	411	24.2	1	100
1986	Michael Pierce	22	506	23.0	0	41
1987	Michael Pierce	37	825	22.3	1	89
1988	Michael Pierce	32	765	23.9	1	93
1989	Terrance Strickland	25	498	19.9	0	33
1990	Terrance Strickland	26	554	21.3	0	45
1991	Joey Perry	12	289	24.1	0	89
	Harold Dennis	14	289	20.6	0	48
1992	Terrance Strickland	33	775	23.5	0	54
1993	Jeff Liggon	23	552	24.0	0	83
1994	Jeff Liggon	44	1038	23.6	0	62
1995	Jeff Liggon	29	625	21.6	0	40
1996	Jeff Liggon	27	707	26.2	1	98
1997	P.J. Franklin	19	443	23.3	0	61
1998	John Wilson	18	388	21.6	0	58
1999	Toney Converse	17	360	21.2	0	40
2000	John Wilson	33	687	20.8	0	42
2001	Lynaris Elpheage	17	374	22.0	0	59
2002	Lynaris Elpheage	18	453	25.2	1	52
2003	Fred Smith	38	830	21.8	1	100
2004	Fred Smith	17	357	21.0	0	54
2005	Israel Route	23	512	22.3	1	97
2006	Fred Smith	25	487	19.5	0	35
2007	Ade Tuyo	30	697	23.2	0	54
2008	Travis Burks	20	412	20.6	0	33
2009	Jeremy Williams	20	483	24.1	1	88
2010	Jordan Sullen	28	573	20.5	0	33
2011	Rob Kelley	64	1305	20.4	0	66
2012	Josh Rounds	23	424	18.4	0	29
2013	Devin Boutte	14	272	19.4	0	35
2014	Dontrell Hilliard	17	260	15.3	0	28
2015	Sherman Badie	15	311	20.7	0	30
2016	Sherman Badie	15	417	27.8	1	86
2017	Sherman Badie	22	476	21.6	0	52
2018	Amare Jones	20	558	27.9	0	69
2019	Amare Jones	34	732	21.5	0	60
2020	Amare Jones	15	439	29.3	0	71



PASSING

TEAM RECORDS

Most Attempts

Game	72	vs. Louisville.....	10/28/2000
Season	556	(11 games).....	1999

Most Completions

Game	42	vs. Louisville.....	10/28/2000
Season	326	(11 games).....	1999

Highest Completion Percentage

Game	94.7	vs. Navy (18-of-19).....	11/6/2004
Season	67.8	230-of-339 (11 games).....	1998

Most Yards Gained

Game	483	vs. Memphis.....	11/18/2000
Season	3600	(11 games).....	1999

Highest Yard-Per-Game Average

Season	327.3	3600 (11 games).....	1999
--------	-------	----------------------	------

Most Touchdown Passes

Game	6	vs. UAB.....	10/23/04
Season	38	(11 games).....	1998

Most Interceptions Thrown

Game	5	vs. Navy.....	11/13/99
	5	vs. Syracuse.....	10/2/99
	5	vs. Memphis.....	9/24/88
	5	vs. LSU.....	11/22/75
	5	vs. LSU.....	11/22/69
	5	vs. LSU.....	11/29/52
Season	30	(10 games).....	1969

Fewest Interceptions Thrown


Season	6	(12 games).....	2017
	6	(11 games).....	1998

Most Passes Attempted Without An Interception

Game	50	vs. SMU.....	9/30/06
------	----	--------------	---------

Lowest Percentage Intercepted

Season	1.77	6 in 339 attempts (12 games).....	1998
--------	------	-----------------------------------	------



Patrick Ramsey, a No. 1 draft pick by the NFL's Washington Redskins in 2002, left the Tulane program with nearly all of the school's passing records, including yardage, touchdowns, completions and attempts.



A standout punter from 1987-90, Deron Smith started at QB in his final two seasons with the Green Wave. As a junior, he set a then-Tulane record with 2,613 yards (currently ranks eighth) through the air.

TEAM SEASON HIGHS

Passing Yardage

1.	3600 in 1999	(11 games)
2.	3498 in 2001	(12 games)
3.	3359 in 2012	(12 games)
4.	3352 in 1998	(11 games)
5.	3190 in 2011	(13 games)
6.	3093 in 2003	(12 games)
7.	2958 in 2006	(12 games)
8.	2949 in 2010	(12 games)
9.	2833 in 2000	(11 games)
10.	2800 in 1989	(12 games)

Pass Completions

1.	326 in 1999	(12 games)
2.	310 in 2012	(12 games)
3.	294 in 2001	(12 games)
4.	268 in 2010	(12 games)
5.	253 in 2003	(12 games)
6.	251 in 1989	(12 games)
7.	248 in 2011	(13 games)
8.	245 in 2006	(12 games)
	245 in 2002	(13 games)
10.	240 in 2014	(12 games)

Yards Per Game

1.	327.3 in 1999	(12 games)
2.	324.5 in 2000	(11 games)
3.	304.7 in 1998	(11 games)
4.	291.5 in 2001	(12 games)
5.	279.9 in 2012	(12 games)
6.	257.8 in 2003	(12 games)
7.	246.0 in 2006	(12 games)
8.	245.8 in 2010	(12 games)
9.	245.0 in 1985	(11 games)
10.	240.4 in 1987	(11 games)

Completion Percentage

1.	67.8 in 1998	(11 games)
2.	62.7 in 2009	(12 games)
3.	61.6 in 2013	(13 games)
4.	59.8 in 2004	(11 games)
5.	59.5 in 2003	(12 games)
6.	58.9 in 2000	(11 games)
7.	58.6 in 2019	(13 games)
	58.6 in 1999	(11 games)
9.	58.3 in 1987	(11 games)
10.	57.8 in 2012	(12 games)

Pass Attempts

1.	556 in 1999	(11 games)
2.	536 in 2012	(12 games)
3.	511 in 2001	(12 games)
4.	465 in 2010	(12 games)
5.	461 in 2011	(13 games)
6.	454 in 1989	(12 games)
7.	443 in 2014	(12 games)
8.	438 in 2002	(13 games)
9.	425 in 2003	(12 games)
10.	423 in 2005	(11 games)

Passing TDs

1.	38 in 1998	(11 games)
2.	34 in 2003	(12 games)
3.	28 in 2004	(11 games)
4.	27 in 2001	(12 games)
5.	25 in 1999	(11 games)
	25 in 1997	(11 games)
7.	24 in 2000	(11 games)
	24 in 1979	(11 games)
9.	23 in 2012	(12 games)
10.	21 in 1987/80	(11 games)



PASSING

INDIVIDUAL RECORDS

Single-Game Completion Percentage

Min. 10 att.	94.7	Lester Ricard vs. UAB (18 of 19).....	10/23/05
Min. 15 att.	94.7	Lester Ricard vs. UAB (18 of 19).....	10/23/05
Min. 20 att.	85.2	Shaun King vs. Rutgers (23 of 27)	10/24/98

Single Season Completion Percentage

Min. 100 att.	68.0	Shaun King (223 of 328)	1998
---------------	------	-------------------------------	------

Career Completion Percentage

Min. 150 att.	59.9	Mike McKay (230 of 384).....	1981 and 82
Min. 500 att.	58.9	Patrick Ramsey (798 of 1355).....	1998 and 2001

Completions

Game	37	Patrick Ramsey vs. UL-Lafayette (52 att.)	10/16/99
Season	310	Patrick Ramsey (513 att.)	1999
Career	836	Ryan Griffin (1396 att.)	2009-2012

Attempts

Game	66	Ryan Griffin at Houston	11/24/12
Season	513	Patrick Ramsey.....	1999
Career	1396	Ryan Griffin	2009-2012

Consecutive Completions

Game	18	Shaun King vs. Houston.....	11/21/98
------	----	-----------------------------	----------

Passing Yards

Game	476	Ryan Griffin vs. Rice.....	11/3/12
Season	3410	Patrick Ramsey.....	1999
Career	9205	Patrick Ramsey.....	1998-2001

Passing Yards By Class

Freshman	1962	Tanner Lee.....	2014
Sophomore	3410	Patrick Ramsey.....	1999
Junior	2833	Patrick Ramsey.....	2000
Senior	3232	Shaun King.....	1998

Touchdown Passes

Game	6	Lester Ricard vs. UAB	10/23/04
Season:	36	Shaun King.....	1998
Career	72	Patrick Ramsey.....	1998-2001

Consecutive Games With A Touchdown

Season	12	Shaun King.....	1998
Career	31	Patrick Ramsey.....	1999-2001

Interceptions Thrown

Game	5	Patrick Ramsey vs. Navy	11/6/99
	5	Terrence Jones vs. Memphis	9/24/88
	5	Buddy Gilbert vs. LSU	11/22/75
	5	Rusty Lachaussee vs. LSU	11/22/69
	5	Pete Clement vs. LSU.....	11/29/52
Season	24	Patrick Ramsey.....	1999
Career	51	Patrick Ramsey.....	1998-2001

Consecutive Attempts Without An Interception

Game	49	Lester Ricard vs. UAB	10/23/04
Season	204	Shaun King (includes Liberty Bowl)	1998

TEAM 300-YARD PASSING GAMES

	Yds	Opponent	Date	Additional Stats
1.	476	Rice	11/3/12	28 of 49, 4 TD
2.	466	UAB	10/27/12	34 of 42, 5 TD
3.	460	UL Lafayette	10/31/98	26 of 45, 5 TD
4.	447	Army	9/18/99	34 of 50, 4 TD
5.	446	Tulsa	10/16/10	38 of 56, 2 TD
6.	442	Navy	11/10/01	36 of 49, 3 TD
7.	428	Houston	11/6/99	31 of 66, 3 TD
8.	417	UAB	10/23/04	36 of 49, 6 TD
9.	410	UL Lafayette	10/7/00	32 of 49, 2 TD
10.	409	Army	10/28/06	33 of 46, 3 TD
11.	404	SMU	9/11/99	32 of 52, 3 TD
12.	398	SMU	9/30/06	30 of 50, 3 TD
13.	396	UL Lafayette	10/16/99	37 of 52, 1 TD
	396	LSU	11/30/85	33 of 56, 2 TD
15.	392	SMU	9/23/00	35 of 53, 3 TD
16.	388	TCU	9/13/86	26 of 39, 3 TD
	388	Louisville	10/28/00	43 of 72, 3 TD
18.	387	Vanderbilt	11/18/89	23 of 39, 2 TD
19.	384	Army	10/27/01	25 of 39, 3 TD
20.	381	UTEP	10/14/05	30 of 56, 3 TD
21.	380	Navy	11/11/00	26 of 41, 5 TD
22.	377	Memphis	10/22/11	31 of 50, 1 TD
	377	Vanderbilt	10/1/83	25 of 43, 1 TD
24.	373	SMU	9/24/77	33 of 42, 1 TD
25.	372	ECU	11/10/18	12 of 28, 3 TD
	372	Rutgers	11/11/95	23 of 47, 2 TD
27.	370	Marshall	11/27/10	36 of 65, 1 TD
28.	363	at UTEP	10/20/12	28 of 44, 2 TD
29.	362	Virginia Tech	10/24/87	21 of 26, 3 TD
30.	358	Ole Miss	9/26/87	23 of 39, 3 TD
31.	357	Rice	11/13/10	23 of 38, 5 TD
32.	355	Syracuse	10/8/11	25 of 31, 2 TD
	355	TCU	10/13/01	21 of 31, 4 TD
34.	353	Northwestern St.	9/6/2003	29 of 48, 4 TD
	353	UL Lafayette	11/14/87	21 of 39, 2 TD
36.	352	Southeastern La.	10/1/05	24 of 50, 2 TD
	352	SMU	9/12/98	20 of 29, 2 TD
38.	350	Army	11/13/04	23 of 32, 2 TD
39.	349	Mississippi St.	9/13/03	29 of 47, 4 TD
40.	347	SMU	10/4/80	22 of 43, 3 TD
41.	346	at Houston	11/24/12	36 of 66, 2 TD
42.	344	Rice	10/7/06	21 of 40, 4 TD
43.	343	Tulsa	11/27/2015	23 of 41, 4 TD
	343	LSU	9/1/01	25 of 47, 2 TD
45.	342	Syracuse	10/2/99	26 of 56, 1 TD
46.	340	Rice	10/25/08	24 of 43, 2 TD
47.	339	Army	9/20/03	29 of 48, 5 TD
	339	Ole Miss	10/9/99	35 of 59, 1 TD
49.	335	UL Lafayette	11/1/86	23 of 32, 2 TD
50.	332	Army	11/14/98	23 of 32, 3 TD
	332	East Carolina	11/2/91	26 of 39, 3 TD
52.	330	Army	10/4/08	26 of 42, 3 TD
	330	Louisiana Tech	11/26/98	19 of 26, 3 TD
54.	329	Navy	10/26/02	25 of 35, 5 TD
	329	Syracuse	9/20/97	21 of 46
56.	327	South Alabama	9/7/13	29 of 47, 3 TD
57.	325	Tulsa	9/4/09	19 of 32, 1 TD
	325	UAB	11/20/99	27 of 45, 2 TD
59.	323	UConn	10/12/19	26 of 34, 3 TD
	323	Navy	11/6/04	18 of 19, 4 TD
61.	318	Ole Miss	9/10/83	29 of 48, 2 TD
62.	316	UL Monroe	10/5/02	22 of 36, 4 TD
	316	Vanderbilt	10/6/84	24 of 39, 2 TD
64.	315	Southern Miss	11/6/93	22 of 30, 1 TD
65.	314	SMU	11/25/17	18 of 31, 2 TD
66.	313	Southern Miss	10/7/89	25 of 46, 3 TD
67.	312	Navy	11/13/99	38 of 56, 2 TD
68.	309	Houston	11/4/00	19 of 33, 4 TD
69.	308	Army	10/4/97	17 of 28, 4 TD
70.	307	Syracuse	11/10/90	24 of 49, 3 TD
	307	North Carolina	10/9/71	N/A
72.	305	Memphis	11/4/89	21 of 33, 5 TD
73.	303	TCU	9/1/03	25 of 43, 2 TD
74.	302	SMU	10/13/12	17 of 32, 3 TD
75.	301	East Carolina	11/22/14	25-of-43, 0 TD



PASSING

Most 400-Yard Passing Games

Season	2	Ryan Griffin	2012
	2	Patrick Ramsey.....	1999
Career	4	Patrick Ramsey.....	1998-2001

Most 300-Yard Passing Games

Season	7	Patrick Ramsey.....	1999
Career	16	Patrick Ramsey.....	1998-2001

Most 200-Yard Passing Games

Season	11	Shaun King.....	1998
Career	24	Patrick Ramsey.....	1998-2001

Longest Completion

Game	94	Shaun King to Jajuan Dawson vs. SMU.....	9/12/98
------	----	--	---------

CAREER LEADERS

Passing Yards

Player	Seasons	Att	Comp	Pct	Yards
1. Patrick Ramsey	1998-01	1355	798	.589	9205
2. Ryan Griffin	2009-12	1396	836	.599	9026
3. Shaun King	1995-98	1163	646	.555	8419
4. Terrence Jones	1985-88	1042	570	.547	7684
5. J.P. Losman	2000-03	987	570	.578	6754
6. Lester Ricard	2004-06	954	538	.564	6608
7. Roch Hontas	1976-79	857	502	.586	5669
8. Deron Smith	1987-90	799	431	.539	4190
9. Justin McMillan	2018-19	441	262	.594	3748
10. Tanner Lee	2014-15	612	328	.540	3601

Passing Yards Per Game

Player	Seasons	Yards	Games	Avg
1. Patrick Ramsey	1998-01	9205	35	263.00
2. Ryan Griffin	2009-12	9026	42	214.90
3. Lester Ricard	2004-06	6608	31	213.16
4. Shaun King	1995-98	8419	41	205.34
5. Tanner Lee	2014-15	3601	19	189.52
6. Ken Karcher	1984-85	3332	18	185.11
7. J.P. Losman	2000-03	6754	38	177.74
8. Terrence Jones	1985-88	7684	44	174.64
9. Justin McMillan	2018-19	3748	22	170.37
10. Mike McKay	1981-82	2830	17	166.47

Pass Attempts

Player	Seasons	Comp	Yards	Att
1. Ryan Griffin	2009-12	836	9026	1396
2. Patrick Ramsey	1998-01	798	9205	1355
3. Shaun King	1995-98	646	8419	1163
4. Terrence Jones	1985-88	570	7684	1042
5. J.P. Losman	2000-03	570	6754	987
6. Lester Ricard	2004-06	538	6608	954
7. Roch Hontas	1976-79	502	5669	857
8. Deron Smith	1987-90	431	4190	799
9. Tanner Lee	2014-15	328	3601	612
10. Ken Karcher	1984-85	287	3332	536

Pass Attempts Per Game

Player	Seasons	Att	Games	Avg
1. Patrick Ramsey	1998-01	1355	35	38.71
2. Ryan Griffin	2009-12	1396	42	33.24
3. Tanner Lee	2014-15	612	19	32.21
4. Lester Ricard	2004-06	954	31	30.77
5. Ken Karcher	1984-85	536	18	29.78
6. Shaun King	1995-98	1163	41	28.37
7. J.P. Losman	2000-03	987	38	25.97
8. Deron Smith	1987-90	790	33	23.94
9. Terrence Jones	1985-88	1042	44	23.68
10. Mike McKay	1981-82	384	17	22.59

Yards Per Attempt (minimum 200 attempts)

Player	Seasons	Att	Yards	Avg
1. Justin McMillan	2018-19	441	3748	8.498
2. Jonathan Banks	2017-18	358	2871	8.019
3. Terrence Jones	1985-88	1042	7684	7.374
4. Mike McKay	1981-82	384	2830	7.370
5. Shaun King	1995-98	1163	8419	7.239
6. Michael Pratt	2020-present	254	1806	7.110
7. Joe Ernst	1948-50	369	2374	7.003
8. Lester Ricard	2004-06	954	6608	6.927
9. J.P. Losman	2000-03	987	6754	6.843
10. Patrick Ramsey	1998-01	1355	9205	6.793

Completions

Player	Seasons	Att	Yards	Comp
1. Ryan Griffin	2009-12	1396	9026	836
2. Patrick Ramsey	1998-01	1355	9205	798
3. Shaun King	1995-98	1163	8419	646
4. J.P. Losman	2000-03	987	6754	570
5. Terrence Jones	1985-88	1042	7684	570
6. Lester Ricard	2004-06	954	6608	538
7. Roch Hontas	1976-79	857	5669	502
8. Deron Smith	1987-90	799	4190	431
9. Tanner Lee	2014-15	612	3601	328
10. Ken Karcher	1984-85	536	3332	287

Completions Per Game

Player	Seasons	Comp	Games	Avg
1. Patrick Ramsey	1998-01	798	35	22.80
2. Ryan Griffin	2009-12	836	42	19.83
3. Lester Ricard	2004-06	954	31	17.35
4. Tanner Lee	2014-15	328	19	17.26
5. Ken Karcher	1984-85	287	18	15.94
6. Shaun King	1995-98	646	41	15.76
7. J.P. Losman	2000-03	570	38	15.00
8. Michael Pratt	2020-present	140	10	14.00
9. Mike McKay	1981-82	230	17	13.53
10. Deron Smith	1987-90	431	33	13.06

Completion Percentage

Player	Seasons	Att	Comp	Pct
1. Ryan Griffin	2009-12	1396	836	.599
Mike McKay	1981-82	384	230	.599
3. Justin McMillan	2018-19	262	441	.594
4. Patrick Ramsey	1998-01	1355	798	.589
5. Roch Hontas	1976-79	857	502	.586
6. J.P. Losman	2000-03	987	570	.578
7. Lester Ricard	2004-06	954	570	.564
8. Shaun King	1995-98	1163	646	.555
9. Michael Pratt	2020-present	254	140	.551
10. Jonathan Banks	2017-18	358	196	.547

Mike McKay, who played two seasons at Tulane after transferring from Santa Monica Junior College, still holds the career record for completion percentage with a .599 mark from 1981-82 (tied with Ryan Griffin). During his career, McKay completed 230 of 384 passes for 2839 yards and 20 touchdowns.





PASSING



Mike Walker holds the Tulane career record for yards per completion, averaging 15.84 yards on 154 completions from 1970-72.

Yards Per Completion

Player	Seasons	Comp	Yards	Avg
1. Mike Walker	1970-72	154	2439	15.84
2. Jonathan Banks	2017-18	124	1797	14.49
3. Justin McMillan	2018-19	262	3748	14.30
4. Joe Ernst	1948-50	175	2374	13.57
5. Terrence Jones	1985-88	570	7684	13.48
6. Nickie Hall	1977-80	192	2561	13.34
7. Shaun King	1995-98	646	8419	13.03
8. Michael Pratt	2020-present	140	1806	12.90
9. Steve Foley	1972-74	169	2174	12.86
10. Mike McKay	1981-82	230	2830	12.30

Touchdowns

Player	Seasons	Yards	Int	TD
1. Patrick Ramsey	1998-01	9205	51	72
2. Shaun King	1995-98	8419	34	70
3. J.P. Losman	2000-03	6754	27	60
4. Ryan Griffin	2009-12	9026	35	56
5. Lester Ricard	2004-06	6608	31	55
6. Terrence Jones	1985-88	7684	41	46
7. Roch Hontas	1976-79	5669	41	39
8. Deron Smith	1987-90	4190	31	37
9. Justin McMillan	2018-19	3748	14	27
10. Nickie Hall	1977-80	2561	22	26

300-Yard Passing Games

Player	Seasons	Yards	Games	300s
1. Patrick Ramsey	1998-01	9205	35	16
2. Ryan Griffin	2009-12	9026	42	10
3. Lester Ricard	2004-06	6608	31	8
Shaun King	1995-98	8419	41	8
5. J.P. Losman	2000-03	6754	38	7
Terrence Jones	1985-88	7684	44	5
7. Deron Smith	1987-90	5669	33	4
8. Ken Karcher	1984-85	4190	18	2
9. 10 tied with				1

most recently Justin McMillan (11/10/2018)

Touchdowns Per Game

Player	Seasons	TD	Games	Avg
1. Patrick Ramsey	1998-01	72	35	2.057
2. Michael Pratt	2020-present	20	10	2.000
3. Lester Ricard	2004-06	55	31	1.774
4. Shaun King	1995-98	70	41	1.707
5. J.P. Losman	2000-03	60	38	1.579
6. Ryan Griffin	2009-12	56	42	1.333
7. Justin McMillan	2018-19	27	22	1.227
8. Tanner Lee	2014-15	23	19	1.210
9. Mike McKay	1981-82	20	17	1.176
10. Deron Smith	1987-90	37	33	1.121

Interceptions

Player	Seasons	Att	TD	Int
1. Patrick Ramsey	1998-01	1355	72	51
2. Terrence Jones	1985-88	1042	46	41
Roch Hontas	1976-79	857	39	41
4. Ryan Griffin	2009-12	1396	56	35
Bobby Duhon	1965-67	421	13	35
6. Shaun King	1995-98	1163	70	34
7. Lester Richard	2004-06	954	55	31
Deron Smith	1987-90	799	37	31
9. Mike Walker	1970-72	369	13	30
10. J.P. Losman	2000-03	987	60	27

Lowest Interceptions Percentage

Player	Seasons	Int	Comp	Pct
1. J.P. Losman	2000-03	27	987	2.74
2. Shaun King	1995-98	34	1163	2.92
3. Michael Pratt	2020-present	8	254	3.14
4. Lester Richard	2004-06	31	538	3.25
5. Jonathan Banks	2017-18	7	196	3.57
6. Ken Karcher	1984-85	20	536	3.73
7. Patrick Ramsey	1998-01	51	1355	3.76
8. Deron Smith	1987-90	31	790	3.92
9. Terrence Jones	1985-88	41	1042	3.93
10. Ryan Griffin	2009-12	35	836	4.19

Passing Efficiency (mimumum 300 attempts)

Player	Seasons	Comp-Att	Yards	TD	Int	Rating
1. Shaun King	1995-98	646-1163	8419	70	34	130.37
2. Mike McKay	1981-82	230-384	2830	20	17	130.14
3. Lester Ricard	2004-06	538-954	6608	55	31	127.10
4. Patrick Ramsey	1998-01	798-1355	9205	72	51	125.93
5. Terrence Jones	1985-88	570-1042	7684	46	41	123.35
6. Ryan Griffin	2009-12	836-1396	9026	56	35	122.40
7. J.P. Losman	2000-03	570-987	6754	60	27	121.82
8. Roch Hontas	1976-79	502-857	5669	39	41	119.59
9. Deron Smith	1987-90	431-790	4910	37	31	114.37
10. Joe Ernst	1948-50	175-339	2374	17	23	113.42



Justin McMillan directed the Green Wave to back-to-back bowl wins for the first time in program history.



PASSING

SINGLE-SEASON LEADERS

Passing Yards

Player	Year	Att	Comp	Pct	Yards
1. Patrick Ramsey	1999	518	313	.604	3410
2. Shaun King	1998	328	223	.680	3232
3. J.P. Losman	2003	422	251	.595	3077
4. Patrick Ramsey	2001	448	256	.571	2935
5. Patrick Ramsey	2000	389	229	.589	2833
6. Lester Ricard	2006	400	229	.572	2795
7. Ryan Griffin	2012	394	245	.622	2771
8. Deron Smith	1989	423	237	.560	2613
9. Shaun King	1997	363	199	.548	2567
10. Terrence Jones	1987	319	192	.602	2551

Passing Yards Per Game (minimum 125 attempts)

Player	Year	Yards	Games	Avg
1. Patrick Ramsey	1999	3410	11	310.00
2. Ryan Griffin	2012	2771	9	307.88
3. Shaun King	1998	3232	11	293.82
4. Patrick Ramsey	2000	2833	10	283.30
5. Patrick Ramsey	2001	2935	11	266.82
6. J.P. Losman	2003	3077	12	256.42
7. Shaun King	1997	2567	11	233.36
8. Lester Ricard	2006	2795	12	232.92
9. Terrence Jones	1987	2551	11	231.91
10. Ken Karcher	1985	1991	9	221.22



Before embarking on a 12-year professional career as a defensive back, Steve Foley starred at quarterback for the Green Wave from 1972-74. As a junior, Foley led the Green Wave in both rushing and passing while guiding Tulane to the Astro-Bluebonnet Bowl.

Pass Attempts

Player	Year	Yards	Pct	Comp	Att
1. Patrick Ramsey	1999	3410	.604	310	513
2. Patrick Ramsey	2001	2935	.571	256	448
3. Deron Smith	1989	2613	.560	237	423
4. J.P. Losman	2003	3077	.595	251	422
5. Ryan Griffin	2011	2502	.556	227	408
6. J.P. Losman	2002	2468	.574	230	401
7. Lester Ricard	2006	2795	.572	229	400
8. Ryan Griffin	2012	2771	.622	245	394
9. Patrick Ramsey	2000	2833	.589	229	389
10. Ryan Griffin	2010	2371	.599	223	372

Pass Attempts Per Game

Player	Year	Att	Games	Avg
1. Patrick Ramsey	1999	513	11	46.636
2. Ryan Griffin	2012	394	9	43.777
3. Patrick Ramsey	2001	448	11	40.727
4. Patrick Ramsey	2000	389	10	38.900
5. Deron Smith	1989	423	12	35.250
6. J.P. Losman	2003	422	12	35.177
7. Ken Karcher	1985	306	9	34.000
8. Ryan Griffin	2010	372	11	33.818
9. Tanner Lee	2014	336	10	33.600
10. Roch Hontas	1979	367	11	33.364

Yards Per Attempt (minimum 150 attempts)

Player	Year	Att	Yards	Avg
1. Shaun King	1998	328	3232	9.854
2. Justin McMillan	2018	154	1304	8.467
3. Jonathan Banks	2017	219	1797	8.205
4. Lester Ricard	2004	231	1881	8.143
5. Terrence Jones	1987	319	2551	7.997
6. Justin McMillan	2019	314	2444	7.783
7. Terrence Jones	1986	284	2124	7.479
8. Mike McKay	1982	260	1903	7.319
9. J.P. Losman	2003	422	3077	7.291
10. Patrick Ramsey	2000	389	2833	7.283

Completions

Player	Year	Att	Yards	Comp
1. Patrick Ramsey	1999	513	3410	310
2. Patrick Ramsey	2001	448	2935	256
3. J.P. Losman	2003	422	3077	251
4. Ryan Griffin	2012	394	2771	245
5. Deron Smith	1989	423	2613	237
6. J.P. Losman	2002	401	2468	230
7. Lester Ricard	2006	400	2795	229
Patrick Ramsey	2000	389	2833	229
9. Ryan Griffin	2011	408	2502	227
10. Ryan Griffin	2010	372	2371	223
Shaun King	1998	328	3232	223

Completions Per Game

Player	Year	Comp	Games	Avg
1. Patrick Ramsey	1999	310	11	28.181
2. Ryan Griffin	2012	245	9	27.222
3. Patrick Ramsey	2001	256	11	23.273
4. Patrick Ramsey	2000	229	10	22.900
5. J.P. Losman	2003	251	12	20.917
6. Shaun King	1998	223	11	20.273
Ryan Griffin	2010	223	11	20.273
8. Deron Smith	1989	237	12	19.750
9. Roch Hontas	1979	215	11	19.545
10. Ken Karcher	1985	175	9	19.444



PASSING

Completion Percentage (minimum 125 attempts)

Player	Year	Att	Comp	Pct
1. Shaun King	1998	328	223	.680
2. Joe Kemp	2009	130	84	.646
3. Ryan Griffin	2009	222	141	.635
4. Roch Hontas	1977	186	118	.634
5. Ryan Griffin	2012	394	245	.622
6. Lester Ricard	2004	231	143	.619
7. Patrick Ramsey	1999	513	310	.604
8. Terrence Jones	1987	319	192	.602
9. Ryan Griffin	2010	372	223	.599
Jerome Woods	1991	192	115	.599

Yards Per Completion (minimum 100 completions)

Player	Year	Comp	Yards	Yds/Comp
1. Shaun King	1998	223	3232	14.493
2. Jonathan Banks	2017	124	1797	14.492
3. Buddy Gilbert	1975	108	1559	14.435
4. Terrence Jones	1988	162	2305	14.228
5. Terrence Jones	1986	159	2124	13.358
6. Justin McMillan	2019	183	2444	13.355
7. Terrence Jones	1987	192	2551	13.286
8. Lester Ricard	2004	143	1881	13.154
9. Glen Guillette	2016	101	1309	12.960
10. Michael Pratt	2020	140	1806	12.900

Touchdowns

Player	Year	Att	Comp	Yards	TD
1. Shaun King	1998	328	223	3232	36
2. J.P. Losman	2003	422	251	3077	33
3. Patrick Ramsey	1999	513	310	3410	25
4. Shaun King	1997	363	199	2567	24
Patrick Ramsey	2000	389	229	2833	24
6. Patrick Ramsey	2001	448	256	2935	22
7. Lester Ricard	2004	231	143	1881	21
Nickie Hall	1980	322	159	2039	21
Roch Hontas	1979	367	215	2345	21
10. Michael Pratt	2020	254	140	1806	20
Terrence Jones	1987	319	192	2551	20
Ryan Griffin	2012	394	245	2771	20

Touchdowns Per Game

Player	Year	TD	Games	Avg
1. Shaun King	1998	36	11	3.27
2. J.P. Losman	2003	33	12	2.75
3. Patrick Ramsey	2000	24	10	2.40
4. Lester Ricard	2004	21	9	2.33
5. Patrick Ramsey	1999	25	11	2.27
6. Ryan Griffin	2012	20	9	2.22
7. Shaun King	1997	24	11	2.18
8. Michael Pratt	2020	20	10	2.00
Patrick Ramsey	2001	22	11	2.00
10. Nickie Hall	1980	21	11	1.91
Roch Hontas	1979	21	11	1.91



The quarterback of the 1998 C-USA and Liberty Bowl championship squad, Shaun King holds Tulane single-season records for touchdowns, completion percentage, yards per attempt and yards per completion, and set an NCAA record with a 183.32 passing efficiency mark.

Interceptions

Player	Year	Att	TD	Int
1. Patrick Ramsey	1999	513	25	24
2. Buddy Gilbert	1975	264	9	21
3. Rusty Lachaussee	1969	199	5	19
4. Terrence Jones	1988	329	15	18
5. Nickie Hall	1980	322	21	17
6. Deron Smith	1989	423	18	16
7. Deron Smith	1990	361	19	15
Peter Clement	1952	129	6	15
9. Tanner Lee	2014	336	12	14
J.P. Losman	2003	422	33	14
Patrick Ramsey	2000	389	24	14
Shaun King	1997	363	24	14
Craig Randall	1993	305	8	14
Mike McKay	1979	367	21	14
Ernest Crouch	1945	78	3	14

Highest Touchdown/Interception Ratio (minimum 8 TD)

Player	Year	TD	Int	Ratio
1. Shaun King	1998	36	6	6.000
2. Michael Pratt	2020	20	8	3.333
Mike McKay	1981	10	3	3.333
4. Justin McMillan	2018	10	4	2.500
5. Jonathan Banks	2017	12	5	2.400
6. J.P. Losman	2003	33	14	2.357
7. Lester Ricard	2004	21	9	2.333
8. Jerome Woods	1991	8	4	2.000
9. J.P. Losman	2002	19	10	1.900
10. Ryan Griffin	2012	20	11	1.818

Passing Efficiency (minimum 75 attempts)

Player	Year	Comp-Att	Yards	TD	Int	Rating
1. Shaun King	1998	223-328	3232	36	6	183.32
2. Lester Ricard	2004	143-231	1881	21	9	152.51
3. Mike McKay	1981	78-124	927	10	3	147.47
4. J.P. Losman	2003	251-422	3077	33	14	139.90
Terrence Jones	1987	192-319	2551	20	13	139.90
6. Jonathan Banks	2017	124-219	1797	12	5	139.06
7. Justin McMillan	2018	79-154	1304	10	4	138.66
8. Justin McMillan	2019	183-314	2444	17	10	135.16
9. Michael Pratt	2020	140-254	1806	20	8	134.53
10. Patrick Ramsey	2000	229-389	2833	24	14	133.21



In 1980, Nickie Hall threw for a then-Tulane record 21 touchdowns while guiding the Green Wave to a 7-4 regular season and a berth in the Hall of Fame Bowl.



PASSING

SINGLE-GAME LEADERS

Pass Attempts

No	Player vs. Opponent	Date	Add'l Stats
1. 66	Ryan Griffin at Houston	11/24/12	36-66, 346 yds
2. 64	Ryan Griffin at Marshall	11/27/10	36-64, 370 yds
3. 59	Patrick Ramsey vs. Mississippi	10/9/99	35-59, 339 yds
4. 57	Ryan Griffin vs. East Carolina	11/17/12	36-57, 293 yds
5. 56	Patrick Ramsey vs. Memphis	11/18/00	29-56, 360 yds
6. 55	Patrick Ramsey vs. Houston	11/6/99	26-55, 360 yds
7. 54	Shaun King vs. Southern Miss	10/25/97	29-54, 214 yds
54	Patrick Ramsey vs. Louisville	10/28/00	34-54, 201 yds
9. 53	Ryan Griffin at Tulsa	10/16/10	36-53, 412 yds
53	Patrick Ramsey vs. Syracuse	10/2/99	26-53, 342 yds

Pass Completions

No	Player vs. Opponent	Date	Add'l Stats
1. 37	Patrick Ramsey vs. UL-Lafayette	10/16/99	37-52, 396 yds
2. 36	Ryan Griffin vs. East Carolina	11/17/12	36-57, 293 yds
36	Ryan Griffin at Houston	11/24/12	36-66, 346 yds
36	Ryan Griffin at Marshall	11/27/10	36-64, 370 yds
36	Ryan Griffin at Tulsa	10/16/10	36-53, 412 yds
36	Lester Ricard vs. UAB	10/23/04	36-49, 417 yds
36	Patrick Ramsey vs. Navy	11/13/99	36-52, 291 yds
36	Patrick Ramsey vs. Navy	11/10/01	36-49, 442 yds
9. 35	Patrick Ramsey vs. Mississippi	10/9/99	35-59, 339 yds
10. 34	Ryan Griffin vs. UAB	10/27/12	34-42, 466 yds
34	Patrick Ramsey vs. Army	9/18/99	34-49, 447 yds
34	Patrick Ramsey vs. SMU	9/23/00	34-50, 347 yds
34	Patrick Ramsey vs. Louisville	10/28/20	34-54, 301 yds

Passing Yards

No	Player vs. Opponent	Date	Add'l Stats
1. 476	Ryan Griffin vs. Rice	11/3/12	28-49, 4 TD
2. 466	Ryan Griffin vs. UAB	10/27/12	34-42, 5 TD
3. 447	Patrick Ramsey vs. Army	9/18/99	34-49, 4 TD
4. 442	Patrick Ramsey vs. Navy	11/10/01	36-49, 3 TD
5. 417	Lester Ricard vs. UAB	10/23/04	36-49, 6 TD
6. 412	Ryan Griffin at Tulsa	10/16/10	36-53, 2 TD
7. 409	Lester Ricard vs. Army	10/28/06	33-43, 3 TD
8. 404	Patrick Ramsey vs. SMU	9/11/99	32-49, 3 TD
9. 403	Patrick Ramsey vs. UL-Lafayette	10/7/00	31-46, 2 TD
10. 396	Patrick Ramsey vs. UL-Lafayette	10/16/99	37-52, 5 TD

Touchdowns

No	Player vs. Opponent	Date	Add'l Stats
1. 6	Lester Ricard vs. UAB	10/23/04	36-49, 417 yds
2. 5	Ryan Griffin vs. UAB	10/27/12	34-42, 466 yds
5	J.P. Losman vs. Army	9/20/03	26-34, 350 yds
5	J.P. Losman vs. Navy	10/26/02	25-35, 329 yds
5	Patrick Ramsey vs. Navy	11/11/00	26-40, 380 yds
5	Patrick Ramsey vs. UL-Lafayette	10/16/99	N/A
5	Shaun King vs. Houston	11/21/98	26-33, 319 yds
5	Deron Smith vs. Memphis	11/4/89	21-33, 305 yds
5	Nickie Hall vs. Rice	9/20/80	N/A
5	Fred Dempsey vs. La. College	11/22/52	N/A

INDIVIDUAL 300-YARD PASSING GAMES

No	Player vs. Opponent	Date	Add'l Stats
1. 476	Ryan Griffin vs. Rice	11/3/12	28-49, 4 TD
2. 466	Ryan Griffin vs. UAB	10/27/12	34-42, 5 TD
3. 447	Patrick Ramsey vs. Army	9/18/99	34-49, 4 TD
4. 442	Patrick Ramsey vs. Navy	11/10/01	36-49, 3 TD
5. 417	Lester Ricard vs. UAB	10/23/04	36-49, 6 TD
6. 412	Ryan Griffin at Tulsa	10/16/10	36-53, 2 TD
7. 409	Lester Ricard vs. Army	10/28/06	33-43, 3 TD
8. 404	Patrick Ramsey vs. SMU	9/11/99	32-49, 3 TD
9. 403	Patrick Ramsey vs. UL-Lafayette	10/7/00	31-46, 2 TD
10. 396	Patrick Ramsey vs. UL-Lafayette	10/16/99	37-52, 5 TD
11. 394	Lester Ricard vs. SMU	9/30/06	29-48, 3 TD
12. 388	Terrence Jones vs. TCU	9/13/86	26-38, 3 TD
13. 385	Shaun King vs. UL-Lafayette	10/31/98	21-39, 3 TD
14. 384	J.P. Losman vs. Army	10/27/01	25-39, 3 TD
15. 380	Patrick Ramsey vs. Navy	11/11/00	26-40, 3 TD
16. 377	Ryan Griffin vs. Memphis	10/22/11	31-50, 1 TD
17. 376	Lester Ricard vs. UTEP	10/14/05	29-52, 3 TD
18. 373	Roch Hontas vs. SMU	10/24/77	33-42, 1 TD
19. 372	Justin McMillan vs. ECU	11/10/18	12-28, 3 TD
372	Shaun King vs. Rutgers	11/11/95	23-47, 2 TD
21. 370	Ryan Griffin at Marshall	11/27/10	36-64, 1 TD
22. 370	Deron Smith vs. Vanderbilt	11/18/89	22-38, 2 TD
23. 363	Ryan Griffin at UTEP	10/20/12	28-44, 2 TD
24. 362	Terrence Jones vs. Virginia	10/24/87	21-26, 3 TD
25. 360	Lester Ricard vs. UCF	10/21/05	27-47, 3 TD
360	Patrick Ramsey vs. Memphis	11/18/00	29-56, 3 TD
360	Patrick Ramsey vs. Houston	11/6/99	26-55, 4 TD
28. 358	Terrence Jones vs. Ole Miss	9/26/87	23-34, 3 TD
29. 355	Patrick Ramsey vs. TCU	10/13/01	21-31, 4 TD
30. 353	J.P. Losman vs. Northwestern St.	9/6/03	29-48, 4 TD
31. 352	Shaun King vs. SMU	9/12/98	20-29, 2 TD
32. 350	J.P. Losman vs. Army	9/20/03	26-34, 5 TD
33. 349	J.P. Losman vs. Mississippi State	9/13/03	29-47, 4 TD
34. 347	Nickie Hall vs. SMU	10/4/80	22-42, 3 TD
347	Patrick Ramsey vs. SMU	9/23/00	34-50, 3 TD
36. 346	Ryan Griffin at Houston	11/24/12	36-66, 2 TD
37. 344	Lester Ricard vs. Rice	10/7/06	21-40, 4 TD
38. 343	Jordy Joseph vs. Tulsa	11/27/15	23-41, 4 TD
343	Patrick Ramsey vs. LSU	9/1/01	25-47, 2 TD
40. 342	Patrick Ramsey vs. Syracuse	10/2/99	26-53, 1 TD
41. 339	Patrick Ramsey vs. Ole Miss	10/9/99	35-59, 1 TD
42. 335	Terrence Jones vs. UL-Lafayette	11/1/86	23-32, 2 TD
43. 332	Shaun King vs. Army	11/14/98	23-31, 3 TD
332	Jerome Woods vs. East Carolina	11/2/91	26-35, 3 TD
45. 330	Shaun King vs. Louisiana Tech	11/26/98	19-26, 3 TD
46. 329	J.P. Losman vs. Navy	10/26/02	25-35, 5 TD
329	Shaun King vs. Syracuse	9/20/97	21-46
48. 327	Nick Montana vs. South Alabama	9/7/13	29-47, 3 TD
49. 325	Patrick Ramsey vs. UAB	11/20/99	27-45, 2 TD
50. 324	Lester Ricard vs. SE Louisiana	10/1/05	24-50, 2 TD
51. 323	Jon English vs. Vanderbilt	10/2/83	24-39, 1 TD
323	Lester Ricard vs. Navy	11/6/04	18-19, 4 TD
53. 320	Ryan Griffin vs. Syracuse	10/8/11	24-30, 2 TD
320	Shaun King vs. Rutgers	10/24/98	23-27, 4 TD
320	Ken Karcher vs. LSU	11/30/85	27-44, 2 TD
56. 319	Shaun King vs. Houston	11/21/98	26-33, 5 TD
57. 316	Terrence Jones vs. LSU	11/21/87	27-40, 3 TD
316	Ken Karcher vs. Vanderbilt	10/6/84	24-39, 1 TD
59. 315	Craig Randall vs. Southern Miss	11/6/93	22-30, 1 TD
60. 314	Ryan Griffin vs. Rice	11/13/10	21-34, 3 TD
314	Jonathan Banks at SMU	11/25/17	18-31, 2 TD
62. 313	Deron Smith vs. Southern Miss	10/7/89	25-46, 3 TD
63. 309	Patrick Ramsey vs. Houston	11/4/00	19-33, 4 TD
64. 307	Deron Smith vs. Syracuse	11/10/90	24-49, 3 TD
65. 305	Deron Smith vs. Memphis	11/4/89	21-33, 5 TD
66. 303	J.P. Losman vs. TCU	9/1/03	25-42, 2 TD
67. 302	Ryan Griffin vs. SMU	10/13/12	17-32, 3 TD
68. 301	Patrick Ramsey vs. Louisville	10/28/00	34-54, 2 TD
301	Tanner Lee vs. East Carolina	11/22/14	25-43, 0 TD



PASSING

YEAR-BY-YEAR LEADERS

Year	Player	Att	Comp	Pct	Int	TD	Yards
1939	Bobby Kellogg	21	—	—	—	0	75
1940	Jim Ely	19	12	.632	—	0	138
1941	Bobby Glass	33	18	.545	—	0	264
1942	Lou Thomas	55	32	.582	5	6	479
1943	Dub Jones	40	13	.325	2	2	253
1944	Bennie Ellender	—	9	—	—	1	163
1945	Ernest Crouch	78	31	.397	14	3	487
1946	Jim Keeton	51	21	.412	6	3	282
1947	Bennie Ellender	62	29	.468	6	2	286
1948	Joe Ernst	123	57	.463	6	6	809
1949	Joe Ernst	88	49	.557	7	3	575
1950	Joe Ernst	128	69	.539	10	8	990
1951	Fred Dempsey	101	48	.475	8	2	575
1952	Peter Clement	129	59	.457	15	6	664
1953	Peter Clement	93	46	.495	13	4	472
1954	Fred Wilcox	41	19	.463	6	1	193
1955	Gene Newton	49	21	.429	5	4	312
1956	Gene Newton	48	21	.438	5	6	280
1957	Carleton Sweeney	48	22	.458	8	1	306
1958	Richie Petitbon	125	66	.528	11	3	728
1959	Phil Nugent	102	41	.402	7	4	411
1960	Phil Nugent	139	67	.482	12	5	880
1961	Jack Domingue	97	41	.423	4	1	338
1962	Ted Miller	103	54	.524	5	4	548
1963	Al Burquieres	147	58	.395	10	2	664
1964	David East	192	85	.443	12	2	846
1965	Bobby Duhon	151	64	.424	12	5	807
1966	Bobby Duhon	126	56	.444	12	2	577
1967	Bobby Duhon	144	67	.465	11	6	753
1968	Wayne Frangoues	162	66	.407	11	4	938
1969	Rusty Lachaussee	199	90	.452	19	5	1291
1970	Mike Walker	133	56	.421	9	3	1038
1971	Mike Walker	162	64	.395	15	5	995
1972	Steve Foley	147	74	.503	5	5	914
1973	Steve Foley	112	58	.475	6	7	824
1974	Terry Looney	128	57	.445	11	5	829
1975	Buddy Gilbert	264	108	.409	21	9	1559
1976	Roch Hontas	114	61	.535	9	2	697
1977	Roch Hontas	186	118	.634	8	5	1277
1978	Roch Hontas	190	108	.568	10	11	1350
1979	Roch Hontas	367	215	.586	14	21	2345
1980	Nickie Hall	322	159	.494	17	21	2039
1981	Mike McKay	124	78	.629	3	10	927
1982	Mike McKay	260	152	.585	14	10	1903
1983	Jon English	184	97	.527	13	6	1258
1984	Ken Karcher	230	112	.487	12	8	1341
1985	Ken Karcher	306	175	.572	8	9	1991
1986	Terrence Jones	284	159	.560	7	10	2124
1987	Terrence Jones	319	192	.602	13	20	2551
1988	Terrence Jones	329	162	.492	18	15	2305
1989	Deron Smith	423	237	.560	16	18	2613
1990	Deron Smith	361	193	.535	15	19	2282
1991	Jerome Woods	192	115	.599	4	8	1238
1992	Shawn Meadows	146	66	.452	13	2	752
1993	Craig Randall	305	151	.495	14	8	1565
1994	Tracey Watts	204	91	.446	12	4	916
1995	Shaun King	199	92	.462	7	2	1046
1996	Shaun King	273	132	.484	7	8	1574
1997	Shaun King	363	199	.548	14	24	2567
1998	Shaun King	328	223	.680	6	36	3232
1999	Patrick Ramsey	513	310	.604	24	25	3410
2000	Patrick Ramsey	389	229	.589	14	24	2833
2001	Patrick Ramsey	448	256	.571	13	22	2935
2002	J.P. Losman	401	230	.574	10	19	2468
2003	J.P. Losman	422	251	.595	14	33	3077
2004	Lester Ricard	231	143	.619	9	21	1881
2005	Lester Ricard	323	166	.514	12	16	1932
2006	Lester Ricard	400	229	.572	10	18	2795
2007	Anthony Scelfo	205	111	.541	7	6	1396
2008	Kevin Moore	334	187	.560	13	10	2194
2009	Ryan Griffin	222	141	.635	9	6	1382
2010	Ryan Griffin	372	223	.599	14	8	2371
2011	Ryan Griffin	408	227	.556	13	10	2502
2012	Ryan Griffin	394	245	.662	11	20	2771
2013	Nick Montana	296	158	.534	10	14	1717
2014	Tanner Lee	336	185	.551	14	12	1962
2015	Tanner Lee	276	143	.518	11	7	1639
2016	Glen Cuiellette	237	101	.426	8	10	1309
2017	Jonathan Banks	219	124	.566	5	12	1797
2018	Justin McMillan	79	154	.513	4	10	1304
2019	Justin McMillan	183	314	.583	10	17	2444
2020	Michael Pratt	140	254	.551	8	20	1806

LONGEST PASS PLAYS

1.	94	Shaun King to JaJuan Dawson vs. SMU.....	9/12/98
2.	90	Tanner Lee to Teddy Veal vs. Army.....	10/14/15
3.	88	Keon Howard to Tyjae Spears vs. Missouri State.....	9/14/19
3.	87	Lester Ricard to Roydell Williams vs. Navy.....	11/6/04
	87	J.P. Losman to Chris Bush vs. East Carolina.....	11/22/03
5.	86	Justin McMillan to Darnell Mooney vs. East Carolina.....	11/10/18
6.	84	Nickie Hall to Marcus Anderson vs. SMU.....	10/4/80
7.	80	Patrick Ramsey to Kerwin Cook vs. Syracuse.....	10/2/99
	80	Craig Randall to Tony Jacobs vs. Southern Miss.....	11/6/93
	80	Roch Hontas to Darrell Griffin vs. Memphis.....	10/28/78
10.	79	Justin McMillan to Darnell Mooney vs. East Carolina.....	11/10/18
	79	Ryan Griffin Marc Edwards vs. SMU.....	10/13/12
	79	Shaun King to JaJuan Dawson vs. Syracuse.....	9/20/97
13.	78	J.P. Losman to Roydell Williams vs. UAB.....	11/8/03
	78	Shaun King to P.J. Franklin vs. Navy.....	9/26/98
	78	Shaun King to JaJuan Dawson vs. Rice.....	9/13/97
16.	77	J.P. Losman to Roydell Williams vs. Texas.....	9/27/03
	77	Billy Duncan to Steve Ballard vs. LSU.....	11/21/92
	77	Deron Smith to Jerome McIntosh vs. Vanderbilt.....	11/18/89
19.	76	Shawn Meadows to Wil Ursin vs. Boston College.....	10/24/92
	76	Terrence Jones to Marvin Allen vs. Virginia Tech.....	10/24/87
	76	John Caruso to Willie Hof vs. Ole Miss.....	10/15/55
	76	Bill Bonar to George Kinek vs. Notre Dame.....	10/15/49
23.	74	Jonathan Banks to Terren Encalade vs. Wake Forest.....	8/31/18
	74	Lester Ricard to Bubba Terranova vs. SE Louisiana.....	10/1/05
	74	Patrick Ramsey to Mewelde Moore vs. Army.....	10/21/00
	74	David Abercrombie to Steve Barrios vs. N. Carolina.....	10/17/70
	74	Tanner Lee to Xavier Rush vs. Southeastern La.....	9/13/14
28.	73	Justin McMillan to Terren Encalade vs. East Carolina.....	11/10/18
	73	Ryan Griffin to Ryan Grant vs. Rice.....	11/13/10
	73	Jonathan Banks to Terren Encalade vs. USF.....	10/21/17



Roch Hontas became the first Tulane quarterback to lead the team in passing in four consecutive seasons, accomplishing the feat from 1976-79. Following a stellar collegiate career, Hontas turned down the NFL in order to attend medical school at Tulane.



PUNTING

TEAM RECORDS

Most Punts

Game	21	vs. Georgia Tech.....	10/21/33
Season	100	(11 games).....	1931

Fewest Punts

Game	0	vs. Louisiana Tech.....	11/26/98
------	---	-------------------------	----------

Highest Yard-Per-Punt Average

Game*	54.6	vs. East Carolina (5 for 273 yards).....	11/22/03
Season	46.2	43 for 1940 yards.....	1997

*minimum five punts

INDIVIDUAL RECORDS

Most Punts

Game	20	Bucky Bryan vs. Georgia Tech (654 yds).....	10/21/33
Season	80	Peter Picerelli (3,316 yards).....	2013
Career	250	Peter Picerelli (9,918 yards).....	2012-15

Most Punt Yards

Game	654	Bucky Bryan vs. Georgia Tech (10 punts).....	10/21/33
Season	3316	Peter Picerelli (80 punts).....	2013
Career	9918	Peter Picerelli (250 punts).....	2012-15

Highest Yard-Per-Punt Average

Game*	54.6	Chris Beckman vs. East Carolina (5-273).....	11/22/03
Season**	46.2	Brad Hill (42-1940).....	1997
Career***	43.8	Casey Roussel (178-7802).....	1997-2001

*minimum five punts **minimum 35 punts ***minimum 100 punts

Longest Punt

Game	87	O.J. Key vs. Florida.....	10/5/46
------	----	---------------------------	---------

TEAM SEASON HIGHS

Punts

1.	100 in 1931	(11 games)
2.	83 in 2013	(13 games)
3.	82 in 2015	(12 games)
4.	78 in 1971	(11 games)
5.	77 in 1993	(12 games)
6.	76 in 1961	(10 games)
7.	75 in 2011	(13 games)
8.	75 in 2007	(12 games)
9.	74 in 2018	(13 games)
	74 in 1975	(11 games)

Punting Average

1.	46.19 in 1997	(11 games)
2.	45.20 in 2020	(12 games)
3.	44.22 in 2000	(11 games)
4.	43.32 in 1969	(10 games)
5.	43.25 in 2008	(12 games)
6.	43.19 in 2001	(12 games)
7.	43.11 in 2003	(12 games)
8.	42.79 in 1972	(11 games)
9.	42.10 in 1999	(11 games)
10.	41.97 in 2002	(13 games)

LONGEST PUNTS

1.	87	O.J. Key vs. Florida.....	10/5/46
2.	83	Casey Roussel vs. East Carolina.....	10/23/99
3.	77	Ross Thevenot vs. UCF.....	11/21/09
	77	Eddie Dunn vs. Vanderbilt.....	11/15/58
	77	Lou Thomas vs. Georgia.....	10/17/42
6.	75	Frank Wills vs. Southern Miss.....	10/13/79
7.	73	Jonathan Ginsburgh at Rutgers.....	10/2/10
	73	Chris Beckman vs. East Carolina.....	11/22/03
	73	Max McGee vs. Baylor.....	10/6/51
10.	72	Ronny Quillian vs. Alabama.....	11/5/55
	72	Casey Roussel vs. Southern Miss.....	10/14/00

CAREER LEADERS

Punts

	Player	Seasons	Yards	Avg	Punts
1.	Peter Picerelli	2012-15	9918	40.0	250
2.	Chip Clark	1990-93	9917	39.8	249
3.	Chris Beckman	2003-06	9421	42.4	222
4.	David East	1963-65	7663	38.1	201
5.	Ken Sanders	1968-70	8160	41.0	199
6.	Zachary Block	2015-18	7707	39.3	196
7.	Howard McNeill	1973-75	7243	38.5	188
8.	Frank Wills	1977-79	7152	38.9	184
9.	Casey Roussel	1997-01	7802	43.8	178
10.	Vince Manalla	1980-82	6692	39.4	170

Punting Yards

	Player	Seasons	Punts	Avg	Yards
1.	Peter Picerelli	2012-15	250	40.0	9918
2.	Chip Clark	1990-93	249	39.8	9917
3.	Chris Beckman	2003-06	222	42.4	9421
4.	Ken Sanders	1968-70	199	41.0	8160
5.	Casey Roussel	1997-01	178	43.8	7802
6.	Zachary Block	2015-18	196	39.3	7707
7.	David East	1963-65	201	38.1	7663
8.	Howard McNeill	1973-75	188	38.5	7243
9.	Frank Wills	1977-79	184	38.9	7152
10.	Vince Manalla	1980-82	170	39.4	6692

Punting Average (minimum 100 punts)

	Player	Seasons	Punts	Yards	Avg
1.	Casey Roussel	1997-01	178	7802	43.83
2.	Ryan Wright	2018-present	149	6485	43.50
3.	Chris Beckman	2003-06	222	9421	42.44
4.	Ross Thevenot	2006-09	139	5838	42.00
5.	Brad Hill	1994-98	160	6642	41.51
6.	Ken Sanders	1968-70	199	8160	41.01
7.	Jonathan Ginsburgh	2010-13	132	5390	40.83
8.	Stan Nyhan	1937-39	121	4905	40.54
9.	Peter Picerelli	2012-15	250	9918	40.00
10.	Chip Clark	1990-93	249	9917	39.83



Brad Hill holds the single-season record in punting average after posting a 46.19 yard mark on 42 punts in 1997.



PUNTING



Ryan Wright's 44.0 yards per punt during his rookie campaign in 2018 helped him earn Freshman All-America honors.

SINGLE-SEASON LEADERS

Punts

Player	Year	Yards	Avg	Punts
1. Peter Picerelli	2013	3316	41.5	80
2. Chip Clark	1993	3003	40.0	75
3. Seth Marler	2002	3090	42.9	72
Wayne Clements	1985	2646	36.8	72
5. Peter Picerelli	2014	2683	37.8	71
David East	1963	2548	35.9	71
7. Jonathan Ginsburgh	2010	2802	40.0	70
Howard McNeill	1975	2851	40.7	70
Randy Lee	1972	2995	42.8	70
Ken Sanders	1970	2659	38.0	70

Punting Yards

Player	Year	Punts	Avg	Yards
1. Peter Picerelli	2013	80	41.5	3316
2. Seth Marler	2002	72	42.9	3090
3. Chip Clark	1993	75	40.0	3003
4. Randy Lee	1972	70	42.8	2995
5. Ken Sanders	1969	66	43.3	2859
6. Howard McNeill	1975	70	40.7	2851
7. Chris Beckman	2003	65	43.5	2829
8. Jonathan Ginsburgh	2010	70	40.0	2802
9. Peter Picerelli	2012	68	41.0	2789
10. Zachary Block	2016	68	40.8	2772

Punting Average (minimum 35 punts)

Player	Year	Punts	Yards	Avg
1. Brad Hill	1997	42	1940	46.19
2. Ross Thevenot	2008	45	2061	45.80
3. Ryan Wright	2020	52	2352	45.20
4. Stan Nyhan	1939	38	1692	44.53
5. Casey Roussel	1999	55	2429	44.22
6. Casey Roussel	2000	59	2609	44.20
7. Ryan Wright	2018	45	1978	44.00
8. Chris Beckman	2003	65	2829	43.52
9. Ken Sanders	1969	66	2859	43.32
10. Casey Roussel	2001	64	2764	43.18

YEAR-BY-YEAR LEADERS

Year	Player	No	Yards	Avg
1937	Stan Nyhan	47	1790	38.1
1938	Stan Nyhan	36	1423	39.5
1939	Stan Nyhan	38	1692	44.5
1940	Fred Cassibry	37	1256	34.0
1941	Bobby Glass	31	1154	37.2
1942	Joe Renfroe	18	702	39.0
1943	Joe Renfroe	40	1473	36.8
1944	Joe Renfroe	18	673	37.4
1945	Richard Hoot	20	736	36.8
1946	Leonard Finley	33	1140	34.3
1947	Leonard Finley	65	2294	35.3
1948	Euel Davis	26	994	38.2
1949	Euel Davis	37	1454	39.3
1950	Bill Bonar	49	1853	37.8
1951	Max McGee	68	2394	35.2
1952	Max McGee	49	1840	37.6
1953	Max McGee	25	956	38.2
1954	John Caruso	33	1329	40.3
1955	Ronny Quillian	36	1410	39.2
1956	Gene Newton	34	1002	29.5
1957	Gene Newton	39	1213	31.1
1958	Claude Mason	25	851	34.0
1959	Jim MaGee	38	1374	36.2
1960	Sammy Camp	15	578	38.5
1961	Ted Miller	35	1389	39.7
1962	Ted Miller	51	1754	34.4
1963	David East	71	2548	35.9
1964	David East	61	2396	39.3
1965	David East	69	2719	39.4
1966	Lloyd Pye	38	1461	38.4
1967	Lloyd Pye	44	1743	39.6
1968	Ken Sanders	63	2642	41.9
1969	Ken Sanders	66	2859	43.3
1970	Ken Sanders	70	2659	38.0
1971	David Hebert	63	2516	39.9
1972	Randy Lee	70	2995	42.8
1973	Howard McNeill	59	2176	36.9
1974	Howard McNeill	59	2216	37.6
1975	Howard McNeill	70	2851	40.7
1976	Jeff Carnes	25	1041	41.6
1977	Frank Wills	60	2314	38.9
1978	Frank Wills	65	2526	38.9
1979	Frank Wills	59	2312	39.1
1980	Vince Manalla	66	2492	37.8
1981	Vince Manalla	55	2137	38.9
1982	Vince Manalla	49	2063	42.1
1983	Jim Burkey	58	2311	39.8
1984	Sam Amarena	54	2147	39.8
1985	Wayne Clements	72	2646	37.0
1986	Chris Scott	53	1933	36.5
1987	Deron Smith	42	1613	38.4
1988	Micah Neuse	57	2195	38.5
1989	Deron Smith	57	2167	38.0
1990	Chip Clark	52	1981	38.1
1991	Chip Clark	59	2360	40.0
1992	Chip Clark	63	2573	40.8
1993	Chip Clark	75	3003	40.0
1994	Danny Lasseigne	58	2133	36.8
1995	Danny Lasseigne	54	1918	35.5
1996	Brad Hill	67	2699	40.3
1997	Brad Hill	42	1940	46.2
1998	Brad Hill	34	1367	40.2
1999	Casey Roussel	55	2429	44.2
2000	Casey Roussel	59	2609	44.2
2001	Casey Roussel	64	2764	43.2
2002	Seth Marler	72	3090	42.9
2003	Chris Beckman	65	2829	43.5
2004	Chris Beckman	52	2219	42.7
2005	Chris Beckman	53	2166	40.9
2006	Chris Beckman	52	2207	42.4
2007	Ross Thevenot	44	1713	38.9
2008	Ross Thevenot	45	2061	45.8
2009	Ross Thevenot	49	2028	41.4
2010	Jonathan Ginsburgh	70	2802	40.0
2011	Jonathan Ginsburgh	59	2458	41.7
2012	Peter Picerelli	68	2789	41.0
2013	Peter Picerelli	80	3316	41.5
2014	Peter Picerelli	71	2683	37.8
2015	Zachary Block	47	1783	37.9
2016	Zachary Block	68	2772	40.8
2017	Zachary Block	53	2079	39.2
2018	Ryan Wright	45	1978	44.0
2019	Ryan Wright	52	2155	41.4
2020	Ryan Wright	52	2352	45.2



RECEIVING

INDIVIDUAL RECORDS

Receptions

Game	16	JaJuan Dawson vs. SMU	9/11/99
Season	96	JaJuan Dawson	1999
Career	236	Marc Zeno	1984-87

Receptions Records By Class

Freshman	40	Teddy Veal	2014
Sophomore	73	Marc Zeno	1985
Junior	79	Adrian Burnette	1999
Senior	96	JaJuan Dawson	1999

Receptions Per Game

Season	9.6	JaJuan Dawson (96 in 10 games)	1999
Career	5.7	JaJuan Dawson (234 in 41 games)	1996-99

Receiving Yards

Game	271	Jerome McIntosh vs. Vanderbilt	11/28/89
Season	1206	Marc Zeno	1987
Career	3725	Marc Zeno	1984-87

Highest Yard-Per-Catch Average

Game*	36.1	Darnell Mooney vs. ECU (6-217)	11/10/18
Season**	25.3	Steve Barrios (20-505)	1970
Season***	20.7	Darnell Mooney (48-993)	2018
Career^	20.0	Steve Barrios (60-1197)	1969-71
Career^^	16.7	Jerome McIntosh (126-2109)	1986-89

*minimum five catches **minimum 20 catches ***minimum 40 catches

^minimum 50 catches ^^minimum 100 catches

Touchdown Receptions

Game	4	Robert Griffin vs. Rice	9/20/80
Season	14	Adrian Burnette	2000
Career	35	Roydell Williams	2000-04

100-Yard Games

Season	7	Marc Zeno	1987
Career	17	Marc Zeno	1984-87

Consecutive 100-Yard Games

Season	5	JaJuan Dawson	1999
	4	Ryan Grant	2012
	3	Roydell Williams	2004
	3	Adrian Burnette	1999
	3	JaJuan Dawson	1998
	3	P.J. Franklin	1998
	3	JaJuan Dawson	1997
	3	Marc Zeno (twice)	1987
	3	Marc Zeno	1986
	3	Marc Zeno	1985
	3	Robert Griffin	1980

Receptions By A Running Back

Season	65	Mewelde Moore	2001
Career	189	Mewelde Moore	2000-03

Receptions By A Tight End

Season	47	Rodney Holman	1979
Career	135	Rodney Holman	1978-81

Consecutive Receptions For TDs

Season	4	Marty Comer	1942
	3	Roydell Williams	2001
	3	Chris Bush	2003

CAREER LEADERS

Receptions

Player	Seasons	Yards	Avg	Rec
1. Marc Zeno	1984-87	3725	15.78	236
2. JaJuan Dawson	1996-99	3048	13.03	234
3. Roydell Williams	2000-04	3207	14.92	215
4. Jeremy Williams	2006-09	2807	14.25	197
5. Ryan Grant	2009-13	2769	14.13	196
6. Mewelde Moore	2000-03	2059	10.89	189
7. Wil Ursin	1990-93	2466	13.12	188
8. Adrian Burnette	1997-00	2459	14.46	170
9. Terrell Harris	1998-01	1631	9.83	166
10. P.J. Franklin	1995-98	2260	14.30	158
11. Darnell Mooney	2016-19	2572	16.70	154
12. Terren Encalade	2014-18	2235	15.60	143
13. Rodney Holman	1978-81	1512	11.20	135
14. Casey Robottom	2007-10	1632	12.27	133
15. Justyn Shackleford	2011-14	1719	13.10	131

Receiving Yards

Player	Seasons	Rec	Avg	Yards
1. Marc Zeno	1984-87	236	15.78	3725
2. Roydell Williams	2000-04	215	14.92	3207
3. JaJuan Dawson	1996-99	234	13.03	3048
4. Jeremy Williams	2006-09	197	14.23	2807
5. Ryan Grant	2009-13	196	14.13	2769
6. Darnell Mooney	2016-19	154	16.70	2572
7. Wil Ursin	1990-93	188	13.12	2466
8. Adrian Burnette	1997-00	170	14.46	2459
9. P.J. Franklin	1995-98	158	14.30	2260
10. Terren Encalade	2014-18	143	15.60	2235
11. Jerome McIntosh	1986-89	126	16.74	2109
12. Mewelde Moore	2000-03	189	10.89	2059
13. Robert Griffin	1980-83	126	15.44	1945
14. Justyn Shackleford	2011-14	131	13.10	1719
15. Casey Robottom	2007-10	133	12.27	1632

Touchdown Receptions

Player	Seasons	Rec	Yards	TD
1. Roydell Williams	2000-04	215	3207	35
2. JaJuan Dawson	1996-99	234	3048	31
3. Marc Zeno	1984-87	236	3725	25
4. Adrian Burnette	1997-00	170	2459	24
Jerome McIntosh	1986-89	126	2109	23
6. Ryan Grant	2009-13	196	2769	21
P.J. Franklin	1995-98	158	2260	21
8. Darnell Mooney	2016-19	154	2572	19
Jeremy Williams	2006-09	197	2807	19
10. Wil Ursin	1990-93	188	2466	17
11. Chris Bush	2001-04	93	1543	16
12. Terren Encalade	2014-18	143	2235	15
Mewelde Moore	2000-03	189	2059	15
Kervin Cook	1997-00	111	1533	14
Larry Route	1983-86	123	1366	14



Roydell Williams completed his career as Tulane and Conference USA's all-time touchdown reception leader with 35 scoring grabs. He also ranks third in Tulane history in career receptions and 100-yard receiving games.



RECEIVING

All-American Marc Zeno completed his Tulane career as the NCAA's all-time leader in receiving yardage with 3,725. He also set Green Wave career marks with 236 catches, 17 100-yard games and 25 touchdown grabs (since broken).



Yards Per Reception (minimum 50 receptions)

Player	Seasons	Rec	Yards	Avg
1. Steve Barrios	1969-71	60	1197	19.95
2. Jaime Garza	1973-75	72	1257	17.46
3. Jerome McIntosh	1986-89	126	2109	16.74
4. Darnell Mooney	2016-19	154	2572	16.70
5. Chris Bush	2001-04	93	1543	16.59
6. Marc Zeno	1984-87	236	3725	15.78
7. Terren Encalade	2014-18	99	1508	15.60
8. Robert Griffin	1980-83	126	1945	15.44
9. Roydell Williams	2000-04	215	3207	14.92
10. W.C. McElhannon	1951-52	60	871	14.52

100-Yard Receiving Games

Player	Seasons	G	Rec	Yards	100s
1. Marc Zeno	1984-87	44	236	3725	17
2. JaJuan Dawson	1996-99	41	234	3048	14
3. Roydell Williams	2000-04	48	215	3207	12
Adrian Burnette	1997-00	44	170	2459	12
5. Terren Encalade	2014-18	38	99	1508	11
Ryan Grant	2009-13	48	196	2769	11
7. Jeremy Williams	2006-09	40	197	2807	10
8. P.J. Franklin	1995-98	44	158	2260	8
9. Darnell Mooney	2016-19	37	106	1859	7
Wil Ursin	1990-93	43	188	2466	7

SINGLE-SEASON LEADERS

Receptions

Player	Year	Yards	Avg	Rec
1. JaJuan Dawson	1999	1051	10.95	96
2. Jeremy Williams	2009	1113	13.25	84
3. Adrian Burnette	1999	1095	13.86	79
4. Ryan Grant	2013	1039	13.49	77
Marc Zeno	1987	1206	15.66	77
6. Ryan Grant	2012	1149	15.12	76
7. P.J. Franklin	1998	1174	15.86	74
Adrian Burnette	2000	1075	14.53	74
9. Marc Zeno	1985	1137	15.58	73
10. Wil Ursin	1991	969	13.84	70

Receiving Yards

Player	Year	Rec	Avg	Yards
1. Marc Zeno	1987	77	15.66	1206
2. P.J. Franklin	1998	74	15.86	1174
3. Ryan Grant	2012	76	15.12	1149
4. Marc Zeno	1985	73	15.58	1137
5. Jeremy Williams	2009	84	13.25	1113
6. Adrian Burnette	1999	79	13.86	1095
7. Adrian Burnette	2000	74	14.53	1075
8. Roydell Williams	2003	66	15.24	1066
9. JaJuan Dawson	1999	96	10.95	1051
10. Ryan Grant	2013	77	13.49	1039

Touchdown Receptions

Player	Year	Rec	Yards	TD
1. Adrian Burnette	2000	74	1075	14
2. Marc Zeno	1987	77	1206	13
3. Roydell Williams	2004	52	826	12
JaJuan Dawson	1998	68	947	12
5. P.J. Franklin	1998	74	1174	11
Roydell Williams	2001	56	886	11
7. JaJuan Dawson	1997	52	839	10
Robert Griffin	1980	45	801	10
9. Ryan Grant	2013	77	1039	9
Roydell Williams	2003	66	1006	9
Wil Ursin	1991	70	969	9

Yards Per Receptions (minimum 20 receptions)

Player	Year	Rec	Yards	Avg
1. Steve Barrios	1970	20	505	25.25
2. Darnell Mooney	2018	48	993	20.70
3. Jaime Garza	1975	27	539	19.96
4. Jaime Garza	1974	24	457	19.04
5. Terren Encalade	2017	39	730	18.70
6. Chris Bush	2004	37	665	17.97
7. Robert Griffin	1980	45	801	17.80
8. Chris Bush	2003	33	581	17.61
9. Jerome McIntosh	1988	52	908	17.46
10. Nolan Franz	1981	35	611	17.46



RECEIVING

YEAR-BY-YEAR LEADERS (by receptions)

Year	Player	Rec	Yards	Avg	TD
1940	Bill Brinkman	6	—	—	1
1941	Walter McDonald	27	437	16.2	3
1942	Walter McDonald	10	155	15.5	1
1943	Leonard Finley	11	197	17.9	0
1944	Jim Randall	6	95	15.9	1
1945	Richard Hoot	11	195	17.7	3
1946	Ed Heider	16	193	12.1	4
1947	Kenneth Tarzetti	8	89	11.1	0
1948	Dick Sheffield	17	316	18.6	3
1949	Dick Sheffield	24	376	15.7	2
1950	Joe Shinn	24	358	14.9	1
1951	W.C. McElhannon	33	484	15.6	0
1952	W.C. McElhannon	27	387	14.3	3
1953	Eddie Bravo	14	137	9.8	2
1954	Harry Duvinageaud	11	103	9.3	1
1955	Otis Gilmore	9	124	13.8	2
1956	Will Billon	10	143	14.3	3
1957	Claude Mason	9	132	14.7	0
1958	Pete Abadie	21	266	12.7	2
1959	Pete Abadie	14	188	13.4	3
1960	Tommy Mason	28	376	13.4	5
1961	Thomas Emerson	11	116	10.5	0
1962	Clem Dellenger	39	375	9.6	1
1963	Ron Chapoton	14	130	9.3	0
1964	Lanis O'Steen	24	232	9.7	1
1965	Jerry Colquette	36	466	12.9	1
1966	Lanis O'Steen	21	240	11.4	2
1967	Nick Pizzolatto	22	282	12.8	2
1968	Sonny Pisarich	18	279	15.5	2
1969	Steve Barrios	23	353	15.3	1
1970	Steve Barrios	20	505	25.3	3
1971	Maxie LeBlanc	25	423	16.9	1
1972	Frank Anderson	17	186	10.9	1
1973	Jaime Garza	21	261	12.4	4
1974	Jaime Garza	24	457	19	4
	Tom Fortner	24	293	12.2	1
1975	Jaime Garza	27	539	20	3
1976	Zack Mitchell	18	212	11.7	1
1977	Alton Alexis	30	357	11.9	4
1978	Alton Alexis	28	384	13.7	4
1979	Alton Alexis	47	557	11.9	5
	Rodney Holman	47	478	10.1	5
1980	Robert Griffin	45	801	18.2	10
1981	Nolan Franz	35	611	17.5	3
1982	Robert Griffin	56	784	14	0
1983	Larry Route	38	421	11.1	2
1984	Larry Route	46	478	10.4	3
1985	Marc Zeno	73	1137	15.6	3
1986	Marc Zeno	68	1033	15.2	7
1987	Marc Zeno	77	1206	15.6	13
1988	Jerome McIntosh	52	908	17.5	7
1989	Jerome McIntosh	55	899	16.3	6
1990	Melvin Ferdinand	57	757	13.3	8
1991	Wil Ursin	70	969	13.6	9
1992	Wil Ursin	55	755	13.7	4
1993	Wil Ursin	50	565	11.3	3
1994	Derrick Franklin	45	450	10.0	2
1995	Derrick Franklin	29	462	15.9	1
	Jeff Liggon	29	330	11.4	0
1996	Jeff Liggon	26	348	13.4	2
1997	P.J. Franklin	58	703	12.1	8
1998	P.J. Franklin	74	1174	15.9	11
1999	JaJuan Dawson	96	1051	10.9	8
2000	Adrian Burnette	74	1075	14.5	14
2001	Mewelde Moore	65	756	11.6	7
2002	Mewelde Moore	52	545	10.5	3
2003	Roydell Williams	66	1006	15.2	9
2004	Roydell Williams	52	826	15.9	12
2005	Preston Brown	47	720	15.3	6
2006	Damarcus Davis	51	607	11.9	4
2007	Jeremy Williams	46	773	16.8	5
2008	Brian King	41	544	13.3	0
2009	Jeremy Williams	84	1113	13.2	7
2010	Casey Robottom	56	663	11.8	4
2011	Orleans Darkwa	37	305	8.2	0
2012	Ryan Grant	76	1149	15.1	6
2013	Ryan Grant	77	1039	13.5	9
2014	Teddy Veal	40	381	9.5	1
2015	Teddy Veal	48	644	13.4	5
2016	Terren Encalade	36	500	13.9	6
2017	Terren Encalade	39	730	18.7	4
2018	Darnell Mooney	48	993	20.7	8
2019	Darnell Mooney	48	713	14.9	5
2020	Duce Watts	31	512	16.5	6

SINGLE-GAME RECORDS

Receptions

No	Player vs. Opponent	Date	Add'l Stats
1.	16 JaJuan Dawson vs. SMU	9/11/99	218 yds
2.	15 JaJuan Dawson vs. Mississippi	10/9/99	146 yds, 1TD
	15 Wil Ursin vs. East Carolina	11/2/91	206 yds, 3TD
4.	14 Ryan Grant vs. South Alabama	9/9/13	187 yds, 2TD
5.	13 Ryan Grant at Houston	11/24/12	108 yds
	13 Marc Zeno vs. LSU	11/30/85	208 yds, 1TD
	13 Roydell Williams vs. East Carolina	9/8/01	154 yds, 2TD
8.	12 P.J. Franklin vs. Rutgers	10/24/98	159 yds, 2TD
	12 Adrian Burnette vs. Louisville	10/28/00	122 yds, 1TD
	12 Marc Zeno vs. UL-Lafayette	11/14/87	238 yds, 2TD
	12 Marc Zeno vs. Mississippi	9/28/85	140 yds, 1TD
12.	11 Ryan Grant at Memphis	11/10/12	113 yds, 1TD
	11 Roydell Williams vs. UAB	10/23/04	138 yds, 3TD
	11 JaJuan Dawson vs. UL Lafayette	10/16/99	138 yds, 2TD
	11 Kerwin Jones vs. Houston	11/6/99	143 yds, 2TD
	11 P.J. Franklin vs. Cincinnati	9/5/98	172 yds, 2TD
	11 Adrian Burnette vs. UL-Lafayette	10/7/00	191 yds, 1TD
	11 Wil Ursin vs. UL-Lafayette	10/9/93	133 yds, 1TD
	11 Jerome McIntosh vs. Vanderbilt	11/18/89	271 yds, 1TD
	11 Robert Griffin vs. SMU	10/4/80	183 yds, 2TD



Darnell Mooney led the Green Wave in receiving yards in 2018. He also became just the eighth player in program history to surpass 200 yards receiving in a single game.



RECEIVING

INDIVIDUAL 100-YARD GAMES

No	Player vs. Opponent	Date	Add'l Stats	No	Player vs. Opponent	Date	Add'l Stats
1.	271 Jerome McIntosh vs. Vanderbilt	11/18/89	11 rec, 1 TD	93.	122 Adrian Burnette vs. Louisville	10/28/00	12 rec, 1 TD
2.	238 Marc Zeno vs. UL-Lafayette	11/14/87	12 rec, 2 TD	122	Adrian Burnette vs. Memphis	11/18/00	7 rec, 3 TD
3.	222 Jeremy Williams vs. McNeese St.	9/26/09	10 rec, 2 TD	122	JaJuan Dawson vs. Army	11/14/98	8 rec, 2 TD
4.	218 JaJuan Dawson vs. SMU	9/11/99	16 rec	122	Marc Zeno vs. Miss. State	11/7/87	6 rec
5.	217 Darnell Mooney vs. ECU	11/10/18	6 rec, 2 TD	97.	121 Adrian Burnette vs. Army	9/18/99	5 rec
6.	208 Marc Zeno vs. LSU	11/30/85	13 rec, 1 TD	121	Marc Zeno vs. Memphis	10/17/87	6 rec, 1 TD
7.	206 Wil Ursin vs. East Carolina	11/2/91	15 rec, 3 TD	99.	120 Jalen McCleskey vs. Houston	9/19/19	4 rec, 2 TD
8.	204 JaJuan Dawson vs. Syracuse	9/20/97	7 rec	120	Bubba Terranova vs. SE Louisiana	10/1/05	4 rec, 1 TD
9.	191 Marc Zeno vs. TCU	9/13/86	10 rec, 1 TD	120	Marc Zeno vs. Virginia Tech	10/24/87	8 rec, 1 TD
11.	189 Adrian Burnette vs. UL Lafayette	10/7/00	11 rec, 1 TD	120	Larry Route vs. Florida State	9/17/83	6 rec
12.	188 Terren Encalade vs. Wake Forest	8/30/18	8 rec, 2 TD	103.	119 Roydell Williams vs. Louisville	10/17/03	5 rec, 1 TD
13.	187 Jeremy Williams vs. UTEP	11/10/07	8 rec, 2 TD	119	Marc Zeno vs. LSU	11/21/87	7 rec, 2 TD
14.	186 Ryan Grant vs. South Alabama	9/7/13	14 rec, 2 TD	119	Marc Zeno vs. LSU	11/29/86	10 rec, 1 TD
15.	184 Terren Encalade vs. Houston	11/18/17	8 rec, 1 TD	119	Marc Zeno vs. Kentucky	9/21/85	8 rec
16.	183 Ryan Grant vs. UAB	10/27/12	6 rec, 2 TD	108.	118 Robert Griffin vs. Vanderbilt	10/11/80	4 rec, 1 TD
17.	178 Wayne Smith vs. Ole Miss	9/10/83	7 rec, 1 TD	118	Sherman Badie vs. Maine	9/19/15	5 rec.
18.	176 JaJuan Dawson vs. SMU	9/12/98	8 rec, 1 TD	118	Roydell Williams vs. UAB	11/8/03	4 rec, 1 TD
19.	172 Ryan Grant vs. Rice	11/3/12	5 rec	118	Roydell Williams vs. Southern	9/29/01	4 rec, 1 TD
20.	171 P.J. Franklin vs. Cincinnati	9/5/98	11 rec, 2 TD	118	Steve Ballard vs. Florida State	9/7/91	6 rec
21.	168 Kerwin Cook vs. Louisiana Tech	11/26/98	9 rec, 2 TD	112.	117 Preston Brown vs. Mississippi St.	9/17/05	9 rec
23.	166 Melwede Moore vs. Army	10/27/01	9 rec, 2 TD	113.	116 Melwede Moore vs. N'Western St.	9/6/03	9 rec, 3 TD
24.	165 Darnell Mooney vs. SMU	11/25/17	6 rec, 2 TD	116	Marc Zeno vs. Washington	12/19/87	7 rec
25.	159 Adrian Burnette vs. Houston	11/6/99	10 rec, 1 TD	116	Marc Zeno vs. TCU	9/14/85	3 rec
26.	157 Robert Griffin vs. Vanderbilt	10/1/83	9 rec	116	Steve Barrios vs. North Carolina	10/17/70	2 rec, 1 TD
27.	155 P.J. Franklin vs. Rutgers	10/24/98	12 rec, 2 TD	116	Sonny Pisarich vs. Boston College	10/19/68	7 rec, 1 TD
28.	154 Jeremy Williams vs. East Carolina	9/12/08	8 rec, 1 TD	116	Terrell Harris vs. TCU	10/13/01	6 rec, 2 TD
30.	152 Jerome McIntosh vs. Florida State	10/1/88	9 rec, 3 TD	119.	115 Ryan Grant at UTEP	10/20/12	6 rec, 1 TD
31.	151 P.J. Franklin vs. Army	11/14/98	9 rec, 1 TD	115	Casey Robottom vs. Houston	9/15/07	4 rec
33.	148 Roydell Williams vs. East Carolina	9/8/01	13 rec, 2 TD	115	Alton Alexis vs. LSU	11/24/79	9 rec, 1 TD
34.	146 Joe Shinn vs. Navy	11/11/50	10 rec	115	Darnell Mooney vs. Cincinnati	11/4/17	7 rec
37.	144 Casey Robottom at UTEP	10/23/10	10 rec, 2 TD	123.	114 Duece Watts vs. Temple	10/31/20	5 rec, 2 TD
38.	143 Wil Ursin vs. Boston College	10/24/92	7 rec, 1 TD	114	Roydell Williams vs. Memphis	10/16/04	6 rec, 3 TD
40.	142 Roydell Williams vs. Navy	11/6/04	6 rec, 2 TD	114	Roydell Williams vs. Mississippi St.	9/13/03	10 rec
41.	141 JaJuan Dawson vs. Ole Miss	10/9/99	15 rec, 1 TD	126.	113 Justyn Shackleford at Tulsa	8/28/14	8 rec
44.	140 Maurice Nelson vs. Louisville	10/22/88	6 rec, 2 TD	113	Ryan Grant at Memphis	11/10/12	11 rec, 1 TD
48.	139 Maxie LeBlanc vs. Pittsburgh	10/18/69	4 rec, 2 TD	113	Jeremy Williams vs. Rice	11/14/09	10 rec, 2 TD
51.	138 Wayne Smith vs. Memphis	10/8/83	6 rec	129.	112 Darnell Mooney at Navy	10/26/19	5 rec, 1 TD
53.	136 Kerwin Jones vs. Houston	11/13/99	11 rec, 2 TD	112	Orleans Darkwa vs. Memphis	10/22/11	7 rec
58.	135 Jerome McIntosh vs. Miss. State	11/19/88	4 rec, 1 TD	112	Adrian Burnette vs. Houston	11/4/00	6 rec, 1 TD
62.	134 JaJuan Dawson vs. Rice	9/13/97	9 rec, 1 TD	112	JaJuan Dawson vs. UAB	11/20/99	8 rec, 2 TD
64.	133 JaJuan Dawson vs. Louisville	10/17/98	9 rec, 1 TD	112	Wil Ursin vs. Alabama	10/12/91	5 rec
67.	130 Marc Zeno vs. Southern Miss	11/23/85	9 rec	134.	111 Darnell Mooney vs. Nicholls	9/8/18	6 rec, 1 TD
71.	129 Reggie Butts vs. Georgia Tech	10/9/82	8 rec, 2 TD	111	Carl Davis vs. UL-Monroe	10/5/02	4 rec, 1 TD
75.	127 Ryan Grant vs. Rice	11/13/10	3 rec, 2 TD	111	Robert Griffin vs. Stanford	9/13/80	5 rec, 1 TD
79.	126 Roydell Williams vs. East Carolina	10/9/04	8 rec, 1 TD	111	Steve Barrios vs. North Carolina	10/9/71	3 rec, 2 TD
84.	125 James Toney vs. Memphis	11/4/89	5 rec	111	Terren Encalade vs. SMU	11/25/17	7 rec
88.	124 Marc Zeno vs. Ole Miss	9/28/85	12 rec, 1 TD	139.	110 Ryan Grant vs. Rutgers	9/1/12	6 rec
89.	123 Jeremy Williams vs. UTEP	11/7/09	10 rec	110	Roydell Williams vs. TCU	9/1/03	5 rec, 1 TD
93.	122 Jeremy Williams vs. Tulsa	9/4/09	5 rec	110	Wil Ursin vs. Iowa State	9/19/92	10 rec, 2 TD
97.	121 Preston Brown vs. Auburn	10/21/06	9 rec	110	Mike Paulson vs. LSU	11/28/70	5 rec
103.	119 Roydell Williams vs. UAB	10/23/04	11 rec, 3 TD	143.	109 Ryan Grant at Tulsa	9/8/12	5 rec, 1 TD
108.	118 JaJuan Dawson vs. UL-Lafayette	10/16/99	11 rec, 2 TD	109	Bubba Terranova vs. UCF	10/21/05	8 rec, 1 TD
112.	117 Chris Bush vs. TCU	11/27/04	6 rec, 2 TD	109	Jerry Ursin vs. Syracuse	11/10/90	7 rec, 1 TD
116.	116 Adrian Burnette vs. UL-Lafayette	10/16/99	9 rec	109	Marc Zeno vs. Louisville	9/5/87	7 rec, 2 TD
119.	115 Adrian Burnette vs. SMU	9/11/99	9 rec, 3 TD	109	Darrel Griffin vs. Boston College	11/3/79	3 rec, 2 TD
123.	114 P.J. Franklin vs. Houston	11/21/98	10 rec, 1 TD	148.	108 Ryan Grant at Houston	11/24/12	13 rec
126.	113 P.J. Franklin vs. Navy	9/26/98	6 rec, 2 TD	108	Jeremy Williams vs. Army	10/3/09	6 rec, 1 TD
129.	112 Darnell Mooney vs. Navy	11/24/18	5 rec, 1 TD	108	Tony Jacobs vs. Southern Miss	11/6/93	3 rec, 1 TD
134.	111 Xavier Rush vs. Syracuse	10/8/11	4 rec, 2 TD	108	Maurice Nelson vs. Memphis	9/24/88	5 rec, 2 TD
139.	110 Marc Zeno vs. Iowa State	9/12/87	9 rec, 2 TD	152.	107 Dontrell Hilliard at Houston	11/8/14	5 rec, 1 TD
143.	109 Jaime Garza vs. Kentucky	11/1/75	6 rec, 1 TD	107	Chris Bush vs. Northwestern State	9/6/03	6 rec
148.	108 Michael Pierce vs. Kansas State	9/17/88	7 rec, 2 TD	107	Adrian Burnette vs. Southern Miss	9/6/99	8 rec
152.	107 Roydell Williams vs. Navy	11/10/01	5 rec, 3 TD	107	Marc Zeno vs. Louisville	11/8/86	6 rec
157.	106 Jeremy Williams vs. UAB	10/13/07	6 rec, 1 TD	107	Robert Griffin vs. Baylor	10/30/82	8 rec
162.	105 Wil Ursin vs. UL-Lafayette	10/9/93	11 rec, 1 TD	157.	106 Justyn Shackleford at Syracuse	9/21/13	7 rec, 1 TD
163.	104 Terrell Harris vs. BYU	8/25/01	9 rec	106	Casey Robottom att Tulsa	10/16/10	9 rec
169.	103 Justyn Shackleford at UTEP	10/20/12	6 rec, 1 TD	106	Jeremy Williams vs. UCF	11/18/06	10 rec
175.	102 JaJuan Dawson vs. Army	10/4/97	4 rec, 3 TD	106	P.J. Franklin vs. Louisville	10/11/97	7 rec, 1 TD
178.	101 Skip Charles vs. SMU	10/24/77	10 rec, 1 TD	106	Jim Trahan vs. Tulsa	11/9/68	4 rec
181.	100 Melwede Moore vs. Navy	11/10/01	9 rec	162.	105 Chris Bush vs. Mississippi State	9/13/03	4 rec, 2 TD
184.	100 Roydell Williams vs. Texas	9/27/03	5 rec, 1 TD	163.	104 Amare Jones at Army	10/5/19	6 rec, 1 TD
188.	100 Jerome McIntosh vs. Chattanooga	9/3/88	7 rec, 2 TD	104	Ryan Grant vs. UTEP	11/23/13	8 rec, 2 TD
193.	100 Ryan Grant at Tulsa	10/16/10	6 rec, 1 TD	104	Chris Bush vs. Army	11/13/04	8 rec
197.	100 Melvin Ferdinand vs. Miss. State	10/20/90	9 rec, 1 TD	104	P.J. Franklin vs. SMU	9/12/98	5 rec, 1 TD
203.	100 JaJuan Dawson vs. Memphis	11/7/98	10 rec, 2 TD	104	Jerome McIntosh vs. Southern Miss	10/7/89	6 rec, 1 TD
207.	100 Wil Ursin vs. Navy	11/7/92	9 rec	104	Claude Mason vs. Texas Tech	11/1/58	4 rec, 1 TD
213.	100 Melvin Ferdinand vs. Memphis	10/6/90	8 rec, 1 TD	169.	103 Terren Encalade vs. ULL	9/24/16	7 rec, 3 TD
217.	100 Wayne Smith vs. Baylor	10/29/83	5 rec, 1 TD	103	Bubba Terranova vs. UTEP	10/14/05	8 rec, 1 TD
223.	100 Xavier Rush vs. UAB	10/27/12	8 rec, 2 TD	103	Wil Ursin vs. UL-Lafayette	10/7/00	8 rec
229.	100 Darnell Mooney vs. Auburn	10/21/06	8 rec, 1 TD	103	P.J. Franklin vs. Army	10/4/97	5 rec
235.	100 Derrick Franklin vs. Rutgers	11/11/95	7 rec	103	Wil Ursin vs. Navy	11/9/91	7 rec, 3 TD
241.	100 Steve Ballard vs. LSU	11/21/92	4 rec, 1 TD	103	Jeff Wenhold vs. Memphis	10/12/85	7 rec, 1 TD
247.	100 Robert Griffin vs. Air Force	10/18/80	6 rec, 1 TD	175.	102 Cary Koch vs. Tulsa	11/19/05	6 rec, 1 TD
253.	100 Terren Encalade vs. UMass	10/1/16	7 rec, 1 TD	102	Adrian Burnette vs. Cincinnati	9/30/00	6 rec, 1 TD
259.	100 JaJuan Dawson vs. Syracuse	10/2/99	10 rec	102	Michael Pierce vs. Ole Miss	9/26/87	5 rec, 1 TD
265.	100 JaJuan Dawson vs. Army	9/18/99	10 rec, 1 TD	178.	101 Terrell Harris vs. Navy	11/11/00	9 rec
271.	100 Marc Zeno vs. Miss. State	10/18/86	7 rec, 2 TD	101	Melwede Moore vs. Army	10/21/00	6 rec, 1 TD
277.	100 Jeremy Williams vs. SMU	9/25/08	6 rec, 2 TD	101	Adrian Burnette vs. UAB	11/20/99	7 rec
283.	100 Darnell Mooney vs. UAB	9/15/18	4 rec, 2 TD	181.	100 Wilson Van Hooser vs. Memphis	10/22/11	6 rec, 1 TD
289.	100 Teddy Veal vs. Army	11/14/15	4 rec, 1 TD	100	Darnell Mooney vs. SMU	9/30/06	9 rec, 1 TD
295.	100 JaJuan Dawson vs. East Carolina	10/18/97	6 rec, 2 TD	100	Terrell Harris vs. Memphis	11/18/00	10 rec
301.	100 Kerwin Cook vs. BYU	12/31/98	4 rec, 1 TD	100	Adrian Burnette vs. Ole Miss	9/2/00	6 rec, 1 TD
307.	100 Michael Pierce vs. Chattanooga			100	Michael Pierce vs. Chattanooga	9/3/88	4 rec
313.	100 Rodney Holman vs. Georgia Tech			100	Rodney Holman vs. Georgia Tech	10/25/80	10 rec



RUSHING

TEAM RECORDS

Rushing Attempts

Game	89	vs. Auburn.....	11/9/29
Season	649	(10 games).....	1940

Net Yards Gained

Game	638	vs. Mississippi College.....	10/9/37
Season	3162	(13 games).....	2019

Touchdowns

Game	15	vs. UL-Lafayette.....	10/12/1912
Season	39	(11 games).....	1931

TEAM SEASON HIGHS

Rushing Attempts

1.	649 in 1940	(10 games)
2.	612 in 2019	(13 games)
3.	604 in 2018	(13 games)
4.	591 in 2016	(12 games)
5.	575 in 2017	(12 games)
6.	559 in 1972	(11 games)
7.	553 in 1978	(11 games)
8.	538 in 1970	(11 games)
9.	531 in 1973	(11 games)
10.	516 in 2020	(12 games)
	516 in 1956	(10 games)

Rushing Yards/Game

1.	272.6 in 1931	(11 games)
2.	243.2 in 2019	(13 games)
3.	237.5 in 2017	(12 games)
4.	229.7 in 1966	(10 games)
5.	228.1 in 2016	(12 games)
6.	218.1 in 2018	(13 games)
7.	217.1 in 2020	(12 games)
8.	202.9 in 1955	(10 games)
9.	202.4 in 1998	(11 games)
10.	201.9 in 1973	(11 games)

Rushing Yards

1.	3162 in 2019	(13 games)
2.	2999 in 1931	(11 games)
3.	2836 in 2018	(13 games)
4.	2778 in 2017	(12 games)
5.	2737 in 2016	(12 games)
6.	2605 in 2020	(12 games)
7.	2412 in 2007	(12 games)
8.	2297 in 1966	(10 games)
9.	2226 in 1998	(11 games)
10.	2221 in 1973	(11 games)

Rushing TDs

1.	39 in 1931	(11 games)
2.	33 in 2019	(13 games)
3.	32 in 2020	(12 games)
4.	31 in 2017	(12 games)
5.	29 in 2018	(13 games)
6.	26 in 2007	(12 games)
	26 in 1998	(11 games)
8.	25 in 2016	(12 games)
	25 in 1987	(11 games)
10.	19 in 1986	(11 games)



Mewelde Moore holds Tulane career rushing records in yards (4,364), carries (909) and 100-yard games (22). He also ranks second in single-season marks for yards (1,421), carries (288) and yards per game (118.4 in 2001).

LONGEST RUNS FROM SCRIMMAGE

	Yds	Player	Opponent	Date
1.	98	Jerald Sowell	at Alabama	9/4/1993
2.	95	Harold Gentling	vs. UL-Lafayette	11/28/1918
3.	92	Ford Seeuws	at Mississippi State	10/6/1928
4.	90	Sherman Badie	at Tulsa	8/28/2014
5.	89	Harry Robinson	vs. SMU	10/28/1944
6.	87	Bill Svoboda	vs. Alabama	9/24/1949
7.	86	Sherman Badie	at Rutgers	9/27/2014
	86	Gene Newton	vs. Ole Miss	10/20/1956
9.	85	Dontrell Hilliard	vs. Maine	9/19/2015
	85	Jovon Jackson	at UAB	11/8/2003
	85	Harry Robinson	vs. Clemson	11/18/1944
12.	84	Josh Rounds	at Tulsa	10/22/2016
13.	81	Fred Gloden	vs. Sewanee	11/19/1938
14.	80	Howard Bryan	vs. Georgia	11/14/1936
	80	Floyd Roberts	at Colgate	11/4/1933
16.	79	Buddy Banker	vs. Mississippi College	10/9/1937
17.	78	W.A. Jones	vs. Clemson	11/18/1944
18.	77	Matt Forte	at SMU	10/20/2007
19.	75	Dontrell Hilliard	vs. Army	6/13/2017
	75	Max McGee	vs. The Citadel	9/19/1953
	75	Roy Bailey	vs. Vanderbilt	11/15/1952
	75	Floyd Roberts	vs. Mississippi State	11/11/1933
	75	Floyd Roberts	at Georgia	10/7/1933
	75	Mewelde Moore	at BYU	8/25/2001
25.	73	Darius Bardwell	at USF	11/3/2018
	73	Sherman Badie	at Tulsa	8/28/2014
	73	Ronnie Kent	vs. Holy Cross	10/13/1951
28.	72	Andre Anderson	at UTEP	10/11/2008
	72	Steve Foley	vs. VMI	9/29/1973
	72	Eddie Price	vs. VMI	11/6/1948

TEAM 300-YARD RUSHING GAMES

	Yds	Opponent	Date	Additional Stats
1.	638	Mississippi College	10/9/37	-----
2.	504	Clemson	11/18/44	68 carries, 5 TD
3.	488	Tulsa	10/7/2017	70 carries, 8 TD
4.	437	Southern	9/10/2016	57 carries, 7 TD
5.	427	Southern Miss	9/26/2020	54 carries, 7 TD
6.	432	The Citadel	9/19/53	-----
7.	431	Auburn	10/25/47	-----
8.	417	SMU	10/28/44	65 carries, 4 TD
9.	407	VMI	9/29/73	4 TD
10.	387	Cincinnati	10/15/66	4 TD
11.	365	USF	11/3/2018	52 carries, 5 TD
12.	361	SMU	10/20/2007	50 carries, 4 TD
13.	354	Mississippi State	10/29/49	-----
14.	350	FIU	8/29/2019	49 carries, 4 TD
	350	Memphis	10/27/2007	58 carries, 2 TD
16.	346	LSU	11/27/48	-----
	346	VMI	11/6/48	-----
18.	343	Alabama	9/24/49	-----
19.	340	The Citadel	10/19/74	48 carries, 3 TD
20.	339	Virginia	10/8/66	2 TD
21.	337	UL-Louisiana	12/15/2018	68 carries, 4 TD
	337	Vanderbilt	9/20/86	57 carries, 5 TD
23.	335	Marquette	10/5/57	-----
24.	331	Mississippi State	11/1/52	5 TD
25.	329	Ohio	11/11/72	2 TD
26.	325	Houston	9/19/2019	50 carries, 2 TD
	325	East Carolina	11/11/2017	52 carries, 4 TD
28.	324	Army	10/5/2017	53 carries, 5 TD
29.	323	UL-Lafayette	11/1/97	56 carries, 3 TD
	323	Southeastern La.	11/24/51	-----
31.	318	Memphis	9/28/2018	56 carries, 4 TD
	318	UTEP	10/11/2008	39 carries, 2 TD
	318	Navy	11/5/49	-----
34.	316	Virginia Tech	11/22/56	-----
35.	315	Vanderbilt	11/17/73	2 TD
36.	314	VMI	9/17/55	-----
37.	312	Tulsa	10/27/2018	55 carries, 3 TD
	312	Louisville	9/5/87	3 TD
39.	311	UConn	10/12/2019	46 carries, 3 TD
	311	Louisville	10/11/97	50 carries, 3 TD
	311	Vanderbilt	10/3/87	4 TD
	311	Auburn	11/21/44	-----
43.	307	Rice	10/14/44	-----
44.	303	Louisiana Tech	11/26/98	44 carries, 6 TD
	303	LSU	11/24/90	57 carries
46.	300	Southeastern La.	9/22/2007	43 carries, 5 TD
	300	Navy	10/13/56	-----



RUSHING

INDIVIDUAL RECORDS

Rushing Attempts

Game	44	Matt Forté vs. Memphis	10/27/07
Season	361	Matt Forté	2007
Career	909	Mewelde Moore	2000-03

Net Yards Gained

Game	342	Matt Forté vs. SMU	10/20/07
Season	2127	Matt Forté	2007
Career	4364	Mewelde Moore	2000-03

Net Yards Gained By Class

Freshman	925	Orleans Darkwa	2010
Sophomore	1421	Mewelde Moore	2001
Junior	1178	Eddie Price	1948
Senior	2127	Matt Forté	2007

Net Yards Gained By A Quarterback

Game	181	Steve Foley vs. Vanderbilt	11/17/73
Season	748	Bobby Duhon	1966
Career	1761	Terrence Jones	1985-88

Yard-Per-Carry Average

Game*	26.0	Claude Mason vs. Army (5-130)	11/16/57
Game**	15.0	Jimmy Hodgins vs. Sewanee (12-180)	11/21/31
Game***	12.1	Pete Johns vs. Cincinnati (16-193)	10/15/66
Game****	9.0	Matt Forté vs. SMU (38-342)	10/20/07
Season^	6.8	Harold Waggoner (98-633)	1950
Season^^	6.7	Eddie Price (171-1137)	1949
Season^^^	6.3	Eddie Price (188-1178)	1948
Career#	6.0	Eddie Price (514-3095)	1946-49

*minimum five carries **minimum 10 carries ***minimum 15 carries

****minimum 25 carries

^minimum 75 carries ^^minimum 125 carries ^^^minimum 175 carries

#minimum 225 carries

Yards-Per-Game Average

Season	177.2	Matt Forté (2127 in 12 games)	2007
Career	99.186	Matt Forté (4265 in 43 games)	2004-07

Rushing Touchdowns

Game	5	Matt Forté vs. Rice	11/17/07
	5	Matt Forté vs. Southeastern La.	9/22/07
Season	23	Matt Forté	2007
Career	39	Matt Forté	2004-07

Most 100-Yard Games

Season	9	Matt Forté	2007
Career	22	Mewelde Moore	2000-03

Consecutive 100-Yard Games

Season	8	Matt Forté	2007
Career	8	Matt Forté	2007

(Final 8 games of the season)

CAREER LEADERS

Rushing Attempts

Player	Seasons	Yards	Avg	Att
1. Mewelde Moore	2000-03	4364	4.81	909
2. Matt Forté	2004-07	4265	5.12	833
3. Orleans Darkwa	2010-13	2953	4.45	663
4. Terrence Jones	1985-88	1761	3.05	578
5. Dontrell Hilliard	2014-17	2948	5.29	557
6. Chance Miller	1989-92	2023	3.91	517
7. Bill Banker	1927-29	2516	4.89	515
8. Eddie Price	1946-49	3095	6.02	514
9. Jamaican Darte	1995-98	2284	4.61	495
10. Marvin Christian	1977-79	2152	4.53	475

Rushing Yards

Player	Seasons	Att	Avg	Yards
1. Mewelde Moore	2000-03	909	4.81	4364
2. Matt Forté	2004-07	833	5.12	4265
3. Eddie Price	1946-49	514	6.02	3095
4. Orleans Darkwa	2010-13	663	4.45	2953
5. Dontrell Hilliard	2014-17	557	5.29	2948
6. Bill Banker	1927-29	515	4.89	2516
7. Don Zimmerman	1930-32	428	5.54	2369
8. Jamaican Darte	1995-98	495	4.61	2284
9. Marvin Christian	1977-79	475	4.53	2152
10. Darius Bradwell	2016-19	389	5.30	2062
11. Chance Miller	1989-92	517	3.91	2023
12. Toney Converse	1997-99	382	5.27	2014
13. André Anderson	2006-09	444	4.52	2009
14. Jerald Sowell	1993-96	473	4.15	1962
15. Terrence Jones	1985-88	578	3.05	1761

Rushing Touchdowns

Player	Seasons	Att	Yards	Avg	TD
1. Orleans Darkwa	2010-13	663	2953	4.45	39
Matt Forté	2004-07	833	4265	5.12	39
3. Bill Banker	1927-29	515	2516	4.89	31
4. Eddie Price	1946-49	514	3095	6.02	30
5. Dontrell Hilliard	2014-17	557	2948	5.30	30
6. Jamaican Darte	1995-98	495	2284	4.61	25
7. Terrence Jones	1985-88	578	1761	3.05	24
Don Zimmerman	1930-32	428	2369	5.54	24
Charles Flournoy	1923-25	--	--	--	24
10. Mewelde Moore	2000-03	909	4364	4.81	21

Rushing Yards Per Game

Player	Seasons	Yards	Games	Avg
1. Matt Forté	2004-07	4265	43	99.186
2. Mewelde Moore	2000-03	4364	44	99.182
3. Bill Banker	1927-29	2516	27	93.185
4. Don Zimmerman	1930-32	2369	29	81.689
5. Eddie Price	1946-49	3095	39	79.359
6. Marvin Christian	1977-79	2152	32	67.250
7. Toney Converse	1997-99	2014	30	67.133
8. Orleans Darkwa	2010-13	2953	46	64.195
9. Dontrell Hilliard	2014-17	2948	47	62.723
10. Jamaican Darte	1995-98	2284	37	61.729



As a senior in 2007, Matt Forté rewrote the Tulane rushing record book, including holding marks for yards and carries in a game and season, and both single-season and career touchdown marks.



RUSHING

Yards Per Carry (mimum 300 carries)

Player	Seasons	Yards	Att	Avg
1. Eddie Price	1946-49	3095	514	6.02
2. Don Zimmerman	1930-32	2369	428	5.54
3. Darius Bradwell	2016-19	2062	389	5.30
4. Dontrell Hilliard	2014-17	2948	557	5.29
5. Toney Converse	1997-99	2014	382	5.27
6. Matt Forté	2004-07	4265	833	5.12
7. Bill Banker	1927-29	2516	515	4.89
8. Mewelde Moore	2000-03	4364	909	4.81
9. Jovon Jackson	2002-05	1597	346	4.62
10. Jamaican Dartez	1995-98	2284	495	4.61

100-Yard Rushing Games

Player	Seasons	Games	Att	Yards	100s
1. Mewelde Moore	2000-03	35	724	3449	22
2. Matt Forté	2004-07	43	833	4265	15
3. Eddie Price	1946-49	39	514	3095	13
4. Orleans Darkwa	2010-13	46	663	2953	10
5. André Anderson	2006-09	34	444	2009	9
Dontrell Hilliard	2014-17	35	347	1857	9
7. Toney Converse	1997-98	30	495	2284	7
Jamaican Dartez	1995-98	37	170	2459	7
9. Jerald Sowell	1993-96	43	473	1962	6
10. Marvin Christian	1977-79	32	475	2152	5
Doug Bynum	1971-73	30	258	1144	5
David Abercrombie	1969-70	21	284	1214	5

SINGLE-SEASON LEADERS

Rushing Attempts

Player	Year	Yards	Avg	Att
1. Matt Forté	2007	2127	5.89	361
2. Mewelde Moore	2002	1138	3.95	288
3. Mewelde Moore	2001	1421	5.42	262
4. André Anderson	2009	1016	4.27	238
5. David Abercrombie	1970	993	4.53	219
6. Dontrell Hilliard	2017	1091	5.20	210
Orleans Darkwa	2011	924	4.69	210
Ricky Hebert	1971	819	3.90	210
9. Darius Bradwell	2018	1134	5.64	201
10. Marvin Lewis	1981	860	4.34	198

Rushing Yards

Player	Year	Att	Avg	Yards
1. Matt Forté	2007	361	5.89	2127
2. Mewelde Moore	2001	262	5.42	1421
3. Eddie Price	1948	188	6.27	1178
4. Mewelde Moore	2002	288	3.95	1138
5. Eddie Price	1949	171	6.65	1137
6. Darius Bradwell	2018	201	5.64	1134
7. Dontrell Hilliard	2017	210	5.20	1091
8. André Anderson	2009	238	4.27	1016
9. David Abercrombie	1970	219	4.53	993
10. Orleans Darkwa	2010	184	5.00	925

Rushing Yards Per Game

Player	Year	GP	Yards	Avg
1. Matt Forté	2007	12	2127	177.2
2. Mewelde Moore	2001	12	1421	118.4
3. Eddie Price	1948	10	1178	117.8
4. Eddie Price	1949	10	1137	113.7
5. Mewelde Moore	2003	9	915	101.7
6. Matt Forté	2006	9	859	95.4
7. Dontrell Hilliard	2017	12	1091	90.9
8. David Abercrombie	1970	11	993	90.3
9. Mewelde Moore	2000	10	923	89.0
10. Marvin Christian	1978	10	879	87.9

Rushing Touchdowns

Player	Year	Att	Yards	Avg	TD
1. Matt Forté	2007	361	2127	5.89	23
2. Orleans Darkwa	2011	210	924	4.69	13
3. Cameron Carroll	2020	122	741	6.10	12
Justin McMillan (QB)	2019	169	745	4.41	12
Dontrell Hilliard	2017	210	1091	5.20	12
Orleans Darkwa	2013	188	863	4.69	12
7. Darius Bradwell	2018	201	1134	5.64	11
Orleans Darkwa	2010	184	925	5.00	11
Eddie Price	1949	171	1137	6.65	11
10. Jamaican Dartez	1995	150	544	3.63	10
Ronny Quillian	1955	150	685	4.57	10
Eddie Price	1948	188	1178	6.27	10

Rushing Yards Per Carry (minimum 80 carries)

Player	Year	Att	Yards	Avg
1. Harold Waggoner	1950	98	663	6.77
2. Eddie Price	1949	171	1137	6.65
3. Corey Dauphine	2018	124	785	6.33
4. Eddie Price	1948	188	1178	6.27
5. Cameron Carroll	2020	122	741	6.07
6. Josh Rounds	2016	125	758	6.06
7. Stephon Huderson	2020	128	773	6.00
8. Matt Forté	2007	361	2127	5.89
9. Sherman Badie	2014	121	688	5.70
10. Toney Converse	1997	137	777	5.67



Eddie Price averaged a Tulane-record 6.02 yards per carry during his career from 1946-49. Price carried the ball 514 times for 3,095 yards and scored 30 touchdowns, including a then-record 11 in 1949.



RUSHING

SINGLE-GAME LEADERS

Rushing Attempts

	No	Player vs. Opponent	Date	Add't Info
1.	44	Matt Forté vs. Memphis	10/27/07	278 yards, 2 TD
2.	43	Bill Banker vs. Ole Miss	10/1/27	--
3.	40	Matt Forté vs. Southeastern La.	9/22/07	303 yards, 5 TD
4.	39	Matt Forté vs. Rice	11/17/07	194 yards, 5 TD
5.	38	André Anderson vs. UL-Monroe	9/20/08	157 yards, 1 TD
	38	Matt Forté vs. UTEP	11/10/07	171 yards, 2 TD
	38	Matt Forté vs. SMU	10/20/07	342 yards, 4 TD
8.	36	André Anderson vs. SMU	9/25/08	219 yards, 1 TD
9.	34	Matt Forté vs. Army	11/13/04	216 yards
10.	33	André Anderson vs. East Carolina	9/12/08	82 yards, 2 TD
	33	David Abercrombie vs. N.C. State	11/21/70	246 yards

Rushing Yards

	Yds	Player vs. Opponent	Date	Add't Info
1.	342	Matt Forté vs. SMU	10/20/07	38 att, 4 TD
2.	303	Matt Forté vs. Southeastern La.	9/22/07	40 att, 5 TD
3.	278	Matt Forté vs. Memphis	10/27/07	44 att, 2 TD
4.	255	André Anderson vs. UTEP	10/11/08	29 att, 2 TD
5.	249	Mewelde Moore vs. Cincinnati	10/6/01	28 att, 1 TD
6.	246	David Abercrombie vs. N.C. State	11/21/70	33 att, 3 TD
7.	238	Eddie Price vs. Navy	11/5/49	22 att
8.	219	André Anderson vs. SMU	9/25/08	38 att, 1 TD
9.	216	Matt Forté vs. Army	11/16/04	34 att, 3 TD
10.	215	Sherman Badie at Tulsa	8/28/14	15 att, 1 TD
11.	213	Eddie Price vs. VMI	11/6/48	21 att
12.	209	Matt Forté vs. UAB	10/13/07	32 att, 1 TD
13.	202	Matt Forté vs. Army	10/6/07	32 att, 1 TD
14.	201	Mewelde Moore vs. Southern	9/29/01	25 att
15.	199	André Anderson vs. McNeese State	9/26/09	28 att, 4 TD
16.	195	Jamaican Darte vs. Cincinnati	9/5/98	21 att, 1 TD

Rushing Touchdowns

	TD	Player vs. Opponent	Date	Add't Info
1.	5	Matt Forté vs. Rice	11/17/07	39 att, 194 yds
	5	Matt Forté vs. Southeastern La.	9/22/07	40 att, 303 yds
3.	4	Dontrell Hilliard vs. Tulsa	10/7/17	19 att, 175 yds
	4	André Anderson vs. McNeese State	9/26/09	28 att, 199 yds
	4	Matt Forté vs. SMU	10/20/07	38 att, 342 yds
	4	Tony Converse vs. Louisiana Tech	11/26/98	24 att, 182 yds
8.	3	Cameron Carroll vs. Southern Miss	9/26/20	15 att, 163 yds
	3	Justin McMillan vs. Tulsa	11/2/19	12 att, 73 yds
	3	Corey Dauphine vs. Nicholls	9/8/18	6 att, 152 yds
	3	Lazedrick Thompson vs. UConn	11/26/16	23 att, 108 yds
	3	Dontrell Hilliard vs. Southern	9/10/16	10 att, 103 yds
	3	Orleans Darkwa vs. La.-Lafayette	12/21/13	16 att, 83 yds
	3	Orleans Darkwa vs. Southeastern La.	9/2/10	19 att, 75 yds
	3	Matt Forté vs. Army	11/16/04	34 att, 216 yds
	3	Jovon Jackson vs. Florida A&M	9/11/04	19 att, 134 yds
	3	Marvin Lewis vs. Air Force	10/17/81	24 att, 143 yds
	3	David Abercrombie vs. N.C. State	11/21/70	33 att, 246 yds



One of the finest punters in the country during his playing days, Charles "Peggy" Flournoy was equally adept at running the ball and set a then Tulane single-game record with four rushing touchdowns against Louisiana Tech on Nov. 7, 1925.

YEAR-BY-YEAR LEADERS

Year	Player	Carries	Yards	Avg	TD
1937	William Mattis	120	460	3.83	0
1938	Warren Brunner	136	662	4.87	7
1939	<i>Bobby Kellogg</i>	111	473	4.26	7
1940	Lou Thomas	86	385	4.48	1
1941	Bobby Glass	119	583	4.90	8
1942	Lou Thomas	87	338	3.89	3
1943	Joe Renfro	54	267	4.94	1
1944	Dub Jones	140	700	5.00	4
1945	Richard Hoot	48	238	4.96	2
1946	Eddie Price	49	309	6.31	5
1947	Eddie Price	106	471	4.44	4
1948	Eddie Price	188	1178	6.27	10
1949	Eddie Price	171	1137	6.65	11
1950	Harold Waggoner	98	663	6.77	7
1951	Max McGee	123	537	4.37	3
1952	Max McGee	109	428	3.93	3
1953	Max McGee	82	430	5.24	2
1954	Bobby Saia	99	422	4.26	2
1955	Ronny Quillian	150	685	4.57	10
1956	Ronny Quillian	156	625	4.01	6
1957	Claude Mason	61	338	5.54	3
1958	Percy Colon	64	288	4.50	4
1959	Terry Terrebbonne	103	407	3.95	1
1960	Tommy Mason	120	663	5.53	8
1961	Gordon Rush	42	191	4.55	1
1962	Jerry Graves	48	200	4.17	1
1963	George Smith	60	217	3.62	2
1964	George Smith	77	307	3.99	0
1965	Carl Crowder	90	301	3.34	0
1966	<i>Bobby Duhan</i>	151	748	4.95	8
1967	Warren Bankston	121	473	3.91	3
1968	Warren Bankston	102	473	4.64	4
1969	Jimmy Batey	59	320	5.42	3
1970	David Abercrombie	219	993	4.53	8
1971	Ricky Hebert	210	819	3.90	5
1972	Doug Bynum	108	507	4.69	0
1973	Steve Foley	124	601	4.85	6
1974	Steve Treuting	136	523	3.85	5
1975	Don Lemon	102	420	4.12	0
1976	Bill Kramer	121	467	3.86	3
1977	Marvin Christian	170	691	4.06	7
1978	Marvin Christian	185	879	4.75	2
1979	Marvin Christian	120	582	4.85	8
1980	Marvin Lewis	80	424	5.30	3
1981	Marvin Lewis	198	860	4.34	9
1982	Kelvin Robinson	70	334	4.77	5
1983	Elton Veals	99	471	4.76	1
1984	Mike Jones	129	573	4.44	4
1985	<i>Terrence Jones</i>	118	377	3.19	3
1986	Rodney Hunter	153	657	4.29	6
1987	Melvin Adams	83	421	5.07	3
1988	<i>Terrence Jones</i>	164	454	2.77	5
1989	Stanley Barré	118	418	3.54	2
1990	Chance Miller	190	805	4.24	4
1991	Chance Miller	163	580	3.56	3
1992	Joey Perry	98	429	4.38	4
1993	Jerald Sowell	79	403	5.10	1
1994	Jerald Sowell	156	609	3.90	3
1995	Jamaican Darte	150	544	3.63	10
1996	Jerald Sowell	154	595	3.86	4
1997	Toney Converse	137	777	5.67	2
1998	Toney Converse	156	871	5.58	7
1999	Toney Converse	89	366	4.11	4
2000	Mewelde Moore	174	890	5.11	2
2001	Mewelde Moore	262	1421	5.42	8
2002	Mewelde Moore	288	1138	3.95	6
2003	Mewelde Moore	185	915	4.95	5
2004	Jovon Jackson	125	624	4.99	5
	Matt Forté	140	624	4.46	4
2005	Matt Forté	169	655	3.90	4
2006	Matt Forté	163	859	5.27	8
2007	Matt Forté	361	2127	5.89	23
2008	André Anderson	174	864	4.97	7
2009	André Anderson	238	1016	4.28	8
2010	Orleans Darkwa	184	925	5.00	11
2011	Orleans Darkwa	210	924	4.69	13
2012	Orleans Darkwa	81	286	3.53	3
2013	Orleans Darkwa	188	863	4.69	12
2014	Sherman Badie	121	688	5.70	3
2015	Dontrell Hilliard	115	646	5.60	6
2016	Dontrell Hilliard	135	759	5.62	9
2017	Dontrell Hilliard	210	1091	5.20	12
2018	Darius Bradwell	201	1134	5.64	11
2019	<i>Justin McMillan</i>	169	745	4.41	12
2020	Stephon Huderson	128	773	6.03	4

Those in italics were quarterbacks



RUSHING

INDIVIDUAL 100-YARD GAMES

No	Player vs. Opponent	Date	Add'l Stats	No	Player vs. Opponent	Date	Add'l Stats
1. 342	Matt Forté vs. SMU	10/20/07	38 att, 4 TD	93. 121	Roy Bailey vs. Vanderbilt	11/15/52	20 att
2. 303	Matt Forté vs. Southeastern La.	9/22/07	40 att, 5 TD	120	Cameron Carroll vs. Nevada	12/22/20	10 att, 1 TD
3. 278	Matt Forté vs. Memphis	10/27/07	44 att, 2 TD	120	Matt Forté vs. East Carolina	11/24/07	25 att, 1 TD
4. 255	André Anderson vs. UTEP	10/11/08	29 att, 2 TD	120	Ronnie Kent vs. Holy Cross	10/13/51	20 att
5. 249	Mewelde Moore vs. Cincinnati	10/6/01	28 att, 1 TD	120	Harold Waggoner vs. Auburn	10/28/50	15 att
6. 246	David Abercrombie vs. N.C. State	11/21/70	33 att, 3 TD	97. 119	Tyjae Spears vs. Navy	9/19/20	18 att
7. 238	Eddie Price vs. Navy	11/5/49	22 att	119	Jonathan Brantley vs. Southern	9/10/16	11 att
8. 219	André Anderson vs. SMU	9/25/08	38 att, 1 TD	119	Toney Converse vs. Memphis	11/7/98	16 att
9. 216	Matt Forté vs. Army	11/16/04	34 att, 3 TD	119	Terrence Jones vs. Miss. State	10/18/86	19 att
10. 215	Sherman Badie at Tulsa	8/28/14	15 att, 1 TD	119	Duke Chappuis vs. Florida	10/11/69	15 att
11. 213	Eddie Price vs. VMI	11/6/48	21 att	102. 118	Orleans Darkwa at UL-Monroe	9/28/13	17 att, 1 TD
12. 209	Matt Forté vs. UAB	10/13/07	32 att, 1 TD	118	Steve Foley vs. Boston College	9/22/73	13 att
13. 202	Matt Forté vs. Army	10/6/07	32 att, 1 TD	118	Mewelde Moore vs. Houston	11/4/00	22 att, 1 TD
14. 201	Mewelde Moore vs. Southern	9/29/01	25 att	105. 117	Dontrell Hilliard vs. Maine	9/19/15	8 att, 2 TD
15. 199	André Anderson vs. McNeese State	9/26/09	28 att, 4 TD	117	Matt Forté vs. Auburn	10/21/06	21 att
16. 195	Jamaican Darteiz vs. Cincinnati	9/5/98	21 att, 1 TD	117	Eddie Price vs. Mississippi State	10/29/49	9 att
17. 194	Matt Forté vs. Rice	11/17/07	39 att, 5 TD	108. 116	Mewelde Moore vs. Hawai'i	12/25/02	30 att, 1 TD
18. 193	Orleans Darkwa vs. SMU	10/30/10	29 att	116	Jamaican Darteiz vs. Memphis	11/8/97	13 att
19. 193	Pete Johns vs. Cincinnati	10/15/66	16 att, 1 TD	116	Reggie Reginelli vs. Air Force	10/17/81	7 att
20. 189	Dontrell Hilliard vs. ECU	11/11/17	28 att, 2 TD	116	Marvin Christian vs. Stanford	9/30/78	18 att
21. 185	Eddie Price vs. Vanderbilt	11/12/49	24 att	113. 115	George Smith vs. VMI	11/1/64	18 att
22. 183	Jovon Jackson vs. UAB	11/8/03	26 att, 2 TD	115	Mewelde Moore vs. Navy	11/1/03	19 att
23. 182	Toney Converse vs. La. Tech	11/26/98	24 att, 4 TD	115	Mewelde Moore vs. Houston	10/11/03	16 att, 1 TD
24. 181	Steve Foley vs. Vanderbilt	11/17/73	14 att, 2 TD	116. 114	Jerald Sowell vs. Cincinnati	8/30/96	18 att
25. 180	Jimmy Hodgins vs. Sewanee	11/21/31	12 att	114	Orleans Darkwa at UTEP	10/23/10	21 att, 2 TD
26. 178	Matt Forté vs. Rice	10/7/07	19 att, 1 TD	114	Mewelde Moore vs. Texas	9/27/03	21 att, 2 TD
27. 176	Marvin Christian vs. Boston Col.	10/14/78	30 att	114	Mewelde Moore vs. East Carolina	9/14/02	30 att, 2 TD
29. 175	Mewelde Moore vs. BYU	8/25/01	22 att, 1 TD	114	Mewelde Moore vs. Cincinnati	9/30/00	15 att
30. 171	Dontrell Hilliard vs. Tulsa	10/7/17	19 att, 4 TD	114	Jamaican Darteiz vs. Navy	9/26/98	17 att
31. 170	Matt Forté vs. UTEP	11/10/07	38 att, 2 TD	121. 113	Darius Bradwell vs. Houston	9/19/19	20 att
32. 167	Matt Forté vs. Mississippi State	9/16/06	29 att, 1 TD	113	Orleans Darkwa vs. Rice	11/13/10	26 att
33. 166	Jamaican Darteiz vs. SW Louisiana	11/1/97	18 att, 1 TD	113	Rodney Hunter vs. Wichita State	10/4/86	17 att
34. 163	Josh Rounds vs. Tulsa	10/22/16	15 att, 1 TD	113	Eddie Price vs. LSU	11/27/48	15 att
163	Cameron Carroll at Southern Miss	9/26/20	15 att, 3 TD	125. 112	Jovon Jackson vs. Southern Miss	9/25/04	18 att
163	Eddie Price vs. Cincinnati	11/20/48	30 att	112	Jamaican Darteiz vs. Louisville	10/17/98	23 att
36. 159	Mewelde Moore vs. Memphis	10/25/03	29 att	112	Elton Veals vs. Florida State	9/17/83	15 att
37. 158	Chance Miller vs. LSU	11/24/90	28 att	112	Wayne Francingues vs. Texas A&M	9/28/68	31 att
38. 157	André Anderson vs. UL-Monroe	9/20/08	38 att, 1 TD	112	Terry Terbonne vs. Wake Forest	10/3/59	20 att
39. 154	Jamaican Darteiz vs. Rice	9/16/95	24 att, 2 TD	130. 111	Dontrell Hilliard vs. SMU	10/29/16	13 att, 1 TD
40. 152	Corey Dauphine vs. Nicholls	9/8/18	6 att, 3 TD	111	Jerald Sowell vs. LSU	11/23/96	26 att
41. 151	Eddie Price vs. Alabama	9/24/49	21 att	111	Rodney Hunter vs. Vanderbilt	9/20/86	16 att
42. 150	Darius Bradwell vs. UL-Lafayette	12/15/18	35 att, 2 TD	111	Gordon Rush vs. Virginia Tech	10/14/61	18 att
43. 147	Matt Forté vs. UTEP	10/14/06	17 att, 2 TD	134. 110	André Anderson vs. SMU	11/28/09	27 att, 1 TD
147	Mewelde Moore vs. Southern	8/31/02	20 att	110	Toney Converse vs. Army	10/4/97	14 att
147	Wayne Francingues vs. Virginia	11/16/68	18 att, 2 TD	110	Jerald Sowell vs. Rice	9/10/94	27 att
46. 143	Darius Bradwell vs. Memphis	9/28/18	19 att, 2 TD	110	Tommy Mason vs. William & Mary	10/28/60	12 att
143	Marvin Lewis vs. Air Force	10/17/81	24 att, 3 TD	138. 109	Shaun King vs. BYU (Liberty)	12/31/98	16 att
48. 142	Marvin Christian vs. Stanford	9/30/78	23 att, 1 TD	109	Terry Harris vs. Georgia Tech	10/27/79	16 att
142	Steve Foley vs. The Citadel	10/19/74	15 att, 1 TD	109	Marvin Christian vs. SMU	9/29/79	17 att
50. 141	David Abercrombie vs. Vanderbilt	11/1/69	18 att, 1 TD	109	Doug Bynum vs. VMI	9/29/73	20 att
141	Ronny Quillian vs. Miss. State	11/3/56	26 att	109	Doug Bynum vs. Boston College	10/22/73	28 att
141	Eddie Price vs. Auburn	10/22/49	19 att	144. 108	Doug Bynum vs. Ohio	11/11/72	14 att
53. 138	Orleans Darkwa at Army	10/1/11	16 att, 1 TD	108	Lazedrick Thompson at UConn	11/26/16	23 att, 3 TD
138	Orleans Darkwa vs. Southern Miss	11/6/10	27 att, 2 TD	108	Sherman Badie at Rutgers	9/27/14	12 att, 1 TD
138	Jerald Sowell vs. Alabama	9/4/93	10 att	108	André Anderson vs. Houston	10/17/09	18 att
56. 137	Orleans Darkwa vs. UTEP	11/23/13	17 att, 1 TD	108	Rodney Hunter vs. Vanderbilt	10/3/87	22 att
57. 136	Mewelde Moore vs. USM	11/23/02	32 att, 1 TD	148. 107	Corey Dauphine vs. Tulsa	10/27/18	18 att
136	Eddie Price vs. South Carolina	10/9/48	18 att	107	André Anderson vs. Army	10/4/08	21 att, 1 TD
59. 135	Darius Bradwell vs. USF	11/3/18	15 att, 1 TD	107	Jerald Sowell vs. Hawaii	12/4/93	20 att
135	André Anderson vs. Rice	11/14/09	26 att	107	Jeff Jones vs. SMU	10/24/77	13 att
135	Toney Converse vs. Houston	11/21/98	23 att	107	Tommy Mason vs. California	9/17/60	19 att
62. 134	Jovon Jackson vs. Florida A&M	9/11/04	19 att, 3 TD	107	Ronny Quillian vs. Alabama	11/5/55	--
134	Eddie Price vs. Baylor	11/13/48	22 att	107	Mewelde Moore vs. ECU	9/8/01	23 att
134	Mewelde Moore vs. UCF	9/22/01	22 att, 1 TD	155. 106	Stephon Hudson at Tulsa	11/19/20	25 att, 1 TD
134	Dontrell Hilliard vs. Army West Point	9/23/17	14 att, 1 TD	106	Chance Miller vs. Memphis	11/4/89	21 att
66. 133	Shaun King vs. Army	11/14/98	18 att	157. 105	Tyjae Spears vs. South Alabama	9/12/20	11 att
67. 132	Stephon Hudson vs. SMU	10/16/20	19 att, 1 TD	105	André Anderson vs. UTEP	11/7/09	29 att, 1 TD
132	Max McGee vs. The Citadel	9/19/53	9 att	105	Toney Converse vs. Rutgers	10/24/98	14 att
69. 131	Mewelde Moore vs. East Carolina	9/16/00	22 att	105	Joey Perry vs. Nevada	9/26/92	15 att
131	Mewelde Moore vs. Navy	11/10/01	22 att, 2 TD	105	Marvin Lewis vs. Georgia Tech	10/24/81	17 att
71. 130	Claude Mason vs. Army	11/16/57	5 att	105	Doug Bynum vs. Vanderbilt	11/18/72	22 att
72. 129	Cameron Carroll at ECU	11/7/21	6 att, 2 TD	163. 104	Marvin Allen vs. Vanderbilt	9/20/86	9 att
129	Orleans Darkwa vs. UCF	11/20/10	20 att, 1 TD	104	John Campora vs. Auburn	10/25/47	11 att
129	Mike Jones vs. LSU	11/24/84	17 att	104	Mewelde Moore vs. SMU	9/23/00	17 att
75. 128	Jerald Sowell vs. Southern Miss	9/3/94	16 att	104	Mewelde Moore vs. Memphis	11/18/00	23 att
128	D. Abercrombie vs. Colo. (Liberty)	12/12/70	25 att	104	Dontrell Hilliard vs. Oklahoma	9/16/17	19 att, 1 TD
128	Claude Mason vs. LSU	12/1/56	13 att	168. 103	Dontrell Hilliard vs. Southern	9/10/16	10 att, 3 TD
128	Mewelde Moore vs. Southern Miss	11/17/01	20 att, 1 TD	103	Orleans Darkwa at UTSA	11/9/13	20 att, 1 TD
79. 127	David Abercrombie vs. Illinois	9/26/70	27 att	103	Matt Forté vs. Tulsa	11/3/07	26 att
127	Roy Bailey vs. Miss. State	11/1/52	17 att	103	Toney Converse vs. BYU (Liberty)	12/31/98	18 att
81. 126	Eddie Price vs. Miss. State	10/30/48	21 att	103	Jamaican Darteiz vs. Wake Forest	9/9/95	18 att
82. 124	Dontrell Hilliard at Tulsa	10/22/16	12 att, 2 TD	103	Doug Bynum vs. LSU	12/2/72	20 att
124	Lazedrick Thompson at Duke	9/20/14	19 att, 1 TD	103	Warren Bankston vs. Vanderbilt	11/4/67	27 att
124	Matt Forté vs. Army	10/28/06	21 att, 2 TD	103	Bobby Duhon vs. Cincinnati	10/15/66	15 att
124	Marvin Lewis vs. Vanderbilt	10/10/81	29 att	103	Ronny Quillian vs. Mississippi St.	10/8/55	22 att
124	Marvin Lewis vs. Georgia Tech	10/25/80	14 att	103	Eddie Price vs. Auburn	10/23/48	19 att
124	Ricky Hebert vs. LSU	11/27/71	17 att	103	Eddie Price vs. Auburn	10/25/47	14 att
88. 123	Dontrell Hilliard vs. Cincinnati	10/31/14	11 att	179. 102	Justin McMillan vs. UCF	11/23/19	23 att
123	Orleans Darkwa vs. Houston	11/10/11	21 att, 2 TD	180. 101	Jovon Jackson vs. Navy	11/5/05	16 att, 2 TD
123	Mewelde Moore vs. Louisville	10/17/03	26 att, 1 TD	101	Marvin Christian vs. Georgia Tech	9/23/78	21 att
91. 122	Toney Converse vs. Houston	11/22/97	21 att	101	David Abercrombie vs. Vanderbilt	10/31/70	21 att
122	Terrence Jones vs. Southern Miss	9/19/87	19 att	183. 100	Stephon Hudson vs. Tulsa	11/2/19	7 att
121	Corey Dauphine vs. USF	11/3/18	17 att, 2 TD	100	Mewelde Moore vs. N'western St.	9/6/03	16 att
				100	Chance Miller vs. Cincinnati	10/27/90	16 att
				100	Warren Bankston vs. Tennessee	11/11/67	20 att



SCORING

TEAM RECORDS

Points Scored

Game	95	vs. UL-Lafayette	10/12/12
Modern Game	84	vs. Mississippi College	10/9/37
Since 1990	72	vs. UL-Lafayette	10/31/98
Season	540	(12 games)	1998

Points-Per-Game Average

Season	45.0	(12 games)	1998
--------	------	------------	------

Fewest Points Scored

Game	0	many times; last vs. Temple	22/19/2016
Season	43	(10 games)	1963

Touchdowns Scored

Game	15	vs. UL-Lafayette	10/12/1912
Modern Game	12	vs. Mississippi College	10/9/37
Season	73	(12 games)	1998

Field Goals Made

Game	5	vs. East Carolina	10/12/13
	5	vs. Louisville	10/11/97
	5	vs. Rice	9/10/94
Season	23	(11 games)	1997

Field Goals Attempted

Game	7	vs. Rice	9/10/94
Season	33	(11 games)	2002

PAT Kicks Made

Game	10	vs. UL-Lafayette	10/31/98
	10	vs. Centenary	9/24/14
Season	73	(12 games)	1998

PAT Kicks Attempted

Season	73	(12 games)	1998
--------	----	------------	------


Most 2-Point PATs Made

Season	6	(10 attempts in 12 games)	2002
--------	---	---------------------------	------

Most 2-Point PATs Attempted

Season	10	(6 made in 12 games)	2002
--------	----	----------------------	------

All-American Seth Marler is the Green Wave's career leader in points (333), field goals made (66), field goals attempted (91).



John "Bull" Andrews (ball carrier) and the 1937 Tulane team set the modern record for touchdowns in a game with 12 vs. Mississippi College.

INDIVIDUAL RECORDS

Points Scored

Game	31	Charles Flournoy vs. Louisiana Tech	11/7/25
		(4 TD, 4 PAT, 1 FG)	
Season	140	Matt Forté (23 TD, 1 2-point PAT)	2007
Career	266	Matt Forté (44 TD, 1 2-point PAT)	2004-07

Points Scored By A Kicker

Game	22	Brad Palazzo vs. Louisville (5 FG, 7 PAT)	10/11/97
Season	109	Brad Palazzo (23 FG, 40 PAT)	1997
Career	333	Seth Marler (66 FC, 135 PAT)	1999-2002

Touchdowns Scored

Game	5	Matt Forté vs. Rice	11/17/07
	5	Matt Forté vs. Southeastern Louisiana	9/22/07
Season	23	Matt Forté	2007
Career	44	Matt Forté	2004-07

Field Goals Made

Game	5	Cairo Santos vs. East Carolina	10/12/13
	5	Brad Palazzo vs. Louisville	10/11/97
	5	Bart Baldwin vs. Rice	9/10/94
Season	23	Brad Palazzo	1997
Career	66	Seth Marler	1999-2002

Field Goals Attempted

Game	7	Bart Baldwin vs. Rice	9/10/94
Season	28	Brad Palazzo	1997
Career	91	Seth Marler	1999-2002

Field Goal Percentage

Season	100.0	Cairo Santos (21-of-21)	2012
Career*	78.2	Cairo Santos (61-of-78)	2010-13

Longest Field Goal Made

Game	57	Cairo Santos vs. Rice	11/3/12
------	----	-----------------------	---------

Most PAT Kicks Made

Game	10	Brad Palazzo vs. UL-Lafayette	10/31/98
Season	68	Brad Palazzo (68 attempts)	1998
Career	146	Brad Palazzo (148 attempts)	1995-98

PAT Kicks Attempted

Game	10	Brad Palazzo vs. UL-Lafayette	10/31/98
Season	68	Brad Palazzo (68 made)	1998
Career	148	Brad Palazzo (146 made)	1995-98

PAT Conversion Percentage

Season	1.000	Brad Palazzo (68-of-68)	1998
	1.000	Ed Murray (35-of-35)	1979
Career	98.6	Brad Palazzo (146-of-148)	1995-98



SCORING

Consecutive PATs Made

Season	68	Brad Palazzo.....	1998
Career	86	Brad Palazzo.....	1997-98
(last 18 of 1997, all 68 in 1998)			

2-Point Conversions

Season	3	Adam Moorhead	1995
Career	4	Adam Moorhead	1994-97

2-Point Conversions Attempted

Season	8	J.P. Losman.....	2002
Career	10	J.P. Losman.....	2000-03

2-Point Conversion Passes Completed

Season	3	J.P. Losman.....	2002
	3	Nickie Hall	1980
	3	Rusty Lachaussee.....	1969
	3	Wayne Francingues.....	1968
Career	4	J.P. Losman.....	2000-03
	4	Roch Hontas.....	1976-79

CAREER LEADERS

Total Points

Player	Seasons	TD	FG	PAT	Pts
1. Seth Marler	1999-02	0	66	135	333
2. Cairo Santos	2010-13	0	61	129	312
3. Merek Glover	2017-present	0	40	175	295
4. Brad Palazzo	1995-98	0	48	146	290
5. Matt Forté	2004-07	44	0	*1	266
6. Bill Banker	1927-29	37	0	41	263
7. Ross Thevenot	2006-09	0	40	102	222
8. Mewelde Moore	2000-03	36	0	*2	220
9. Ed Murray	1976-79	0	45	84	219
10. Roydell Williams	2000-04	35	0	*2	212

*two-point conversions

Touchdowns Scored

Player	Seasons	Rush	Rec	Misc	TD
1. Matt Forté	2004-07	39	5	--	44
2. Orleans Darkwa	2010-13	39	0	0	39
3. Bill Banker	1927-29	31	--	--	37
4. Mewelde Moore	2000-03	21	15	0	36
5. Roydell Williams	2000-04	0	35	0	35
6. Dontrell Hilliard	2014-17	30	4	0	34
7. Eddie Price	1946-49	30	1	0	31
JaJuan Dawson	1996-99	0	31	0	31
9. Jamaican Darte	1995-98	25	2	0	27
10. Marc Zeno	1984-87	0	25	0	25
Terrence Jones	1985-88	24	1	0	25

Most Points Kicking

Player	Seasons	FG	PAT	Pts
1. Seth Marler	1999-02	66	135	333
2. Cairo Santos	2010-13	61	129	312
3. Merek Glover	2017-present	40	175	295
4. Brad Palazzo	1995-98	48	146	290
5. Ross Thevenot	2006-09	40	102	222
6. Ed Murray	1976-79	45	84	219
7. Tony Wood	1981-84	42	74	200
8. Todd Wiggins	1987-89	34	88	190
9. Andrew DiRocco	2014-16	27	83	164
10. Lee Gibson	1970-72	19	53	110

Brad Palazzo holds Tulane single-season records for field goals (23) and PATs made (68), and stands as the Green Wave's career leader in PATs converted (146).



Field Goals Made

Player	Seasons	Pct.	Att	Made
1. Seth Marler	1999-02	.725	91	66
2. Cairo Santos	2010-13	.782	78	61
3. Brad Palazzo	1995-98	.727	66	48
4. Ed Murray	1976-79	.616	73	45
5. Tony Wood	1981-84	.667	63	42
6. Merek Glover	2017-present	.741	54	40
Ross Thevenot	2006-09	.606	66	40
8. Todd Wiggins	1987-89	.540	63	34
9. Andrew DiRocco	2014-16	.659	41	27
10. Bart Baldwin	1993-94	.568	37	21

Field Goals Attempted

Player	Seasons	Made	Pct	Att
1. Seth Marler	1999-02	66	.725	91
2. Cairo Santos	2010-13	61	.782	78
3. Ed Murray	1976-79	45	.616	73
4. Ross Thevenot	2006-09	40	.606	66
Brad Palazzo	1995-98	48	.727	66
6. Todd Wiggins	1987-89	34	.540	63
Tony Wood	1981-84	42	.667	63
8. Merek Glover	2017-present	40	.741	54
9. Andrew DiRocco	2014-16	27	.659	41
10. Bart Baldwin	1993-94	21	.568	37

Field Goal Percentage (minimum 10 made)

Player	Seasons	Made	Att	Pct
1. Cairo Santos	2010-13	61	78	.782
2. Merek Glover	2017-present	40	54	.741
3. Brad Palazzo	1995-98	48	66	.727
4. Seth Marler	1999-02	66	91	.725
5. Tony Wood	1981-84	42	63	.667
6. Andrew DiRocco	2014-16	27	41	.659
7. Ed Murray	1976-79	45	73	.616
8. Ross Thevenot	2006-09	40	66	.606
9. Vince Manalla	1980-82	13	22	.591
10. Uwe Pontius	1965-67	17	29	.586

PATs Made

Player	Seasons	Pct	Att	Made
1. Merek Glover	2017-present	.972	180	175
2. Brad Palazzo	1995-98	.986	148	146
3. Seth Marler	1999-02	.944	143	135
4. Cairo Santos	2010-13	.977	132	129
5. Ross Thevenot	2006-09	.936	109	102
6. Todd Wiggins	1987-89	.907	97	88
7. Ed Murray	1976-79	.977	86	84
8. Andrew DiRocco	2014-16	.954	87	83
9. Tony Wood	1981-84	.974	76	74
10. Lee Gibson	1970-72	.930	57	53



SCORING

PATs Attempted

Player	Seasons	Made	Pct	Att
1. Merek Glover	2017-present	175	.972	180
2. Brad Palazzo	1995-98	146	.986	148
3. Seth Marler	1999-02	135	.944	143
4. Cairo Santos	2010-13	129	.977	132
5. Ross Thevenot	2006-09	102	.936	109
6. Todd Wiggins	1987-89	88	.907	97
7. Andrew DiRocco	2014-16	83	.954	87
8. Ed Murray	1976-79	84	.977	86
9. Tony Wood	1981-84	74	.974	76
10. Lee Gibson	1970-72	53	.930	57

PAT Percentage (minimum 24 made)

Player	Seasons	Made	Att	Pct
1. Bart Baldwin	1993-94	28	28	1.000
2. Brad Palazzo	1995-98	146	148	.986
3. Cairo Santos	2010-13	129	132	.977
4. Ed Murray	1976-79	84	86	.977
5. Tony Wood	1981-84	74	76	.974
6. Merek Glover	2017-present	175	180	.972
7. Nick Buecher	2004	33	34	.971
8. David Falgoust	1973-74	44	46	.957
9. Andrew DiRocco	2014-16	83	87	.954
10. Seth Marler	1999-02	135	143	.944

SINGLE-SEASON LEADERS

Total Points

Player	Year	TD	FG	PAT	Pts
1. Matt Forté	2007	23	0	*1	140
2. Bill Banker	1928	---	---	---	128
Charles Flournoy	1925	19	1	11	128
4. Brad Palazzo	1997	0	23	40	109
5. Bill Banker	1929	---	---	---	99
6. Merek Glover	2019	---	13	51	90
Mewelde Moore	2001	15	0	0	90
8. Cairo Santos	2012	0	21	26	89
Seth Marler	2002	0	20	29	89
Brad Palazzo	1998	0	7	68	89

*two-point conversions

Touchdowns Scored

Player	Year	Rush	Rec	Ret	Total
1. Matt Forté	2007	23	0	0	23
2. Charles Flournoy	1925	---	---	---	19
3. Mewelde Moore	2001	8	7	0	15
4. Dontrell Hilliard	2017	12	2	0	14
Adrian Burnette	2000	0	14	0	14
6. Cameron Carroll	2020	12	1	0	13
Orleans Darkwa	2011	13	0	0	13
Marc Zeno	1987	0	13	0	13
Tommy Mason	1960	7	4	2	13
10. Justin McMillan	2019	12	---	---	12
Orleans Darkwa	2013	12	0	0	12
Roydell Williams	2004	0	12	0	12
JaJuan Dawson	1998	0	12	0	12
P.J. Franklin	1998	1	11	0	12

Most Points Kicking

Player	Year	FG	PAT	Pts
1. Brad Palazzo	1997	23	40	109
2. Merek Glover	2019	13	51	90
3. Cairo Santos	2012	21	26	89
Seth Marler	2002	20	29	89
Brad Palazzo	1998	7	68	89
6. Cairo Santos	2013	16	38	86
7. Seth Marler	2000	16	37	85
8. Seth Marler	2001	15	39	84
9. Merek Glover	2020	9	15	78

10. Seth Marler	1999	15	30	75
-----------------	------	----	----	----

Field Goals Made

Player	Year	Pct.	Att	Made
1. Brad Palazzo	1997	.821	28	23
2. Cairo Santos	2012	1.000	21	21
3. Seth Marler	2002	.606	33	20
4. Cairo Santos	2013	.696	23	16
Seth Marler	2000	.762	21	16
6. Wayne Clements	1985	.750	20	15
Seth Marler	1999	.714	21	15
Seth Marler	2001	.938	16	15
9. Todd Wiggins	1989	.583	24	14
Dan Guirl	1986	.636	22	14
Tony Wood	1983	.700	20	14

Field Goals Attempted

Player	Year	Made	Pct	Att
1. Seth Marler	2002	20	.606	33
2. Brad Palazzo	1997	23	.821	28
3. Todd Wiggins	1989	14	.583	24
4. Cairo Santos	2013	16	.696	23
5. Dan Guirl	1986	14	.636	22
Ed Murray	1977	12	.545	22
7. Cairo Santos	2012	21	1.000	21
Seth Marler	1999	15	.714	21
Seth Marler	2000	16	.762	21
10. Ross Thevenot	2008	9	.450	20
Bart Baldwin	1994	12	.600	20
Todd Wiggins	1988	10	.500	20
Wayne Clements	1985	15	.750	20
Tony Wood	1983	14	.700	20

Field Goal Percentage (mimum 7 attempted)

Player	Year	Made	Att	Pct
1. Cairo Santos	2012	21	21	1.000
2. Seth Marler	2001	15	16	.937
3. Andrew DiRocco	2015	9	10	.900
4. Merek Glover	2017	8	9	.889
5. Brad Palazzo	1997	23	28	.821
6. Cairo Santos	2010	13	16	.813
7. Brad Palazzo	1996	12	15	.800
8. Merek Glover	2018	10	13	.769
9. Tony Wood	1984	13	17	.765
10. Merek Glover	2019	13	17	.764



Ed Murray tied a then-Tulane record with a 54-yard field goal against Memphis on Oct. 28, 1978. Murray graduated as the Green Wave's career leader in nearly every kicking category and ranks eighth on the all-time scoring list.



SCORING

PATs Made

	Player	Year	Pct	Att	Made
1.	Brad Palazzo	1998	1.000	68	68
2.	Merek Glover	2020	.981	52	51
	Merek Glover	2019	1.000	51	51
4.	Merek Glover	2018	.953	43	41
5.	Barrett Pepper	2003	.930	43	40
	Brad Palazzo	1997	.976	41	40
7.	Seth Marler	2001	.975	40	39
8.	Cairo Santos	2013	1.000	38	38
9.	Seth Marler	2000	.949	39	37
10.	Todd Wiggins	1987	.878	41	36

PATs Attempted

	Player	Year	Made	Pct	Att
1.	Merek Glover	2020	51	.981	52
2.	Merek Glover	2019	51	1.000	51
	Brad Palazzo	1998	68	1.000	68
4.	Merek Glover	2018	41	.953	43
	Barrett Pepper	2003	40	.930	43
6.	Brad Palazzo	1997	40	.976	41
	Todd Wiggins	1987	36	.878	41
8.	Seth Marler	2001	39	.975	40
9.	Seth Marler	2000	37	.949	39
10.	Cairo Santos	2013	38	1.000	38

PAT Percentage (minimum 15 made)

	Player	Year	Made	Att	Pct
1.	Merek Glover	2019	51	51	1.000
	Brad Palazzo	1998	68	68	1.000
	Cairo Santos	2013	38	38	1.000
	Ed Murray	1979	35	35	1.000
	Ross Thevenot	2007	34	34	1.000
	Dan Guirl	1986	29	29	1.000
	Tony Wood	1982	22	22	1.000
	Brad Palazzo	1996	21	21	1.000
	Ed Murray	1978	21	21	1.000
	Tony Wood	1983	18	18	1.000
	Lee Gibson	1970	18	18	1.000
	Bart Baldwin	1993	17	17	1.000
	Ed Murray	1976	17	17	1.000
	Gary Butler	1991	15	15	1.000
	Wayne Clements	1985	15	15	1.000

LONGEST FIELD GOALS

1.	57	Cairo Santos vs. Rice	11/3/12
2.	54	Cairo Santos vs. UL-Monroe	9/22/12
	54	Mark Olivari vs. Air Force	11/8/75
	54	Ed Murray vs. Memphis	10/28/78
5.	53	Don Bright vs. Duke	11/28/64
	53	Tony Wood vs. Vanderbilt	10/2/82
	53	Tony Wood vs. Kentucky	9/22/84
	53	Seth Marler vs. East Carolina	9/8/01
	53	Nick Beucher vs. UAB	10/23/04
10.	52	Carl Woodward vs. Saint Louis	11/1/13
	52	Mark Olivari vs. Air Force	11/8/75
	52	Tony Wood vs. Rice	9/18/82
	52	Wayne Clements vs. Florida State	8/31/85
	52	Brad Palazzo vs. East Carolina	10/18/97
15.	51	Ed Murray vs. Cincinnati	10/15/77
	51	Seth Marler vs. UAB	11/20/99
	51	Seth Marler vs. Southern Miss	11/23/02
18.	50	Ross Thevenot vs. UAB	11/15/08
	50	Brad Palazzo vs. UL-Lafayette	11/1/97
	50	Seth Marler vs. Cincinnati	10/12/02
21.	49	Cairo Santos at Tulsa	9/8/12
	49	Cairo Santos at Duke	9/24/11
	49	Ed Murray vs. Pittsburgh	9/16/78
	49	Bart Baldwin vs. Alabama	9/24/94

YEAR-BY-YEAR LEADERS

Year	Player	TD	PAT	2Pt	FG	Pts
1938	Warren Brunner	7	1	0	0	43
1939	Bobby Kellogg	8	7	0	0	55
1940	Harry Hays	5	0	0	0	30
1941	Bobby Glass	8	3	0	0	51
1942	Lou Thomas	4	8	0	2	38
1943	Dub Jones	4	7	0	0	31
1944	Dub Jones	5	13	0	1	46
1945	Richard Hoot	5	0	0	0	30
1946	Ed Heider	4	13	0	0	37
1947	Eddie Price	5	0	0	0	30
1948	Eddie Price	10	0	0	0	60
1949	Eddie Price	11	0	0	0	66
1950	George Kinek	9	0	0	0	54
1951	Roy Bailey	5	0	0	0	30
1952	Peter Clement	2	16	0	2	34
	Max McGee	5	4	0	0	34
1953	Max McGee	4	0	0	0	24
1954	Robby Saia	2	0	0	0	12
1955	Ronny Quillian	10	0	0	0	60
1956	Ronny Quillian	6	0	0	0	36
1957	Gene Newton	4	4	0	0	28
1958	Richie Pettibon	5	0	0	0	30
1959	Pete Abadie	3	0	0	0	18
	Tommy Mason	3	0	0	0	18
1960	Tommy Mason	13	0	0	0	78
1961	Charles Connell	0	5	0	1	8
1962	Gordon Rush	4	0	1	2	32
1963	Don Bright	0	4	0	3	13
1964	Carl Crowder	3	0	0	0	18
1965	Uwe Pontius	0	8	0	3	17
1966	Bobby Duhon	8	0	0	0	48
1967	Uwe Pontius	0	17	0	7	38
1968	Wayne Francingues	7	0	1	0	44
1969	Bart Bookatz	0	12	0	4	24
1970	David Abercrombie	8	0	0	0	48
1971	Ricky Hebert	5	0	1	0	32
1972	Lee Gibson	0	21	0	9	48
1973	David Falgoust	0	25	0	8	49
1974	David Falgoust	0	19	0	7	40
1975	David Walters	0	9	0	5	24
1976	Ed Murray	0	17	0	10	47
1977	Marvin Christian	8	0	0	0	48
1978	Ed Murray	0	21	0	12	57
1979	Ed Murray	0	35	0	11	68
1980	Robert Griffin	10	0	1	0	62
1981	Marvin Lewis	10	0	0	0	60
1982	Tony Wood	0	22	0	11	55
1983	Tony Wood	0	18	0	14	60
1984	Tony Wood	0	18	0	13	57
1985	Wayne Clements	0	15	0	15	60
1986	Dan Guirl	0	29	0	14	71
1987	Marc Zeno	13	0	2	0	82
1988	Todd Wiggins	0	27	0	10	57
1989	Todd Wiggins	0	25	0	14	67
1990	Melvin Ferdinand	8	0	0	0	48
1991	Wil Ursin	9	0	0	0	54
1992	Joey Perry	5	0	0	0	30
1993	Bart Baldwin	0	17	0	9	44
1994	Bart Baldwin	0	11	0	12	47
1995	Jamaican Darte	10	0	0	0	60
1996	Brad Palazzo	0	21	0	12	57
1997	Brad Palazzo	0	40	0	23	109
1998	Brad Palazzo	0	68	0	7	89
1999	Seth Marler	0	30	0	15	75
2000	Seth Marler	0	37	0	16	85
2001	Mewelde Moore	15	0	0	0	90
2002	Seth Marler	0	29	0	20	89
2003	Roydell Williams	9	0	0	0	54
	Mewelde Moore	9	0	0	0	54
2004	Roydell Williams	12	0	0	0	72
2005	Jacob Hartgroves	0	28	0	4	40
2006	Matt Forté	10	0	0	0	60
2007	Matt Forté	23	0	1	0	140
2008	Ross Thevenot	0	23	0	9	50
2009	André Anderson	9	0	0	0	54
2010	Cairo Santos	0	32	0	13	71
2011	Orleans Darkwa	13	0	0	0	78
2012	Cairo Santos	0	26	0	21	89
2013	Cairo Santos	0	38	0	16	86
2014	Andrew DiRocco	0	22	0	8	46
2015	Andrew DiRocco	0	29	0	9	56
2016	Andrew DiRocco	0	32	0	10	62
2017	Dontrell Hilliard	14	0	0	0	84
2018	Merek Glover	0	41	0	30	71
2019	Merek Glover	0	51	0	13	90
2020	Merek Glover	0	51	0	9	78
	Cameron Carroll	13	0	0	0	78



SCORING

TEAM SINGLE-GAME SCORING MARKS (ALL GAMES)

Tulane Scoring Highs

	Pts	Opponent (Score)	Date
1.	95	UL-Lafayette (0)	10/12/1912
2.	84	Mississippi College (0)	10/9/37
	84	UL-Lafayette (0)	9/27/30
4.	82	Centenary (0)	10/24/14
5.	79	UL-Lafayette (0)	10/2/1920
6.	77	Louisiana College (0)	9/26/25
7.	74	UL-Lafayette (0)	11/28/18
8.	73	UL-Lafayette (0)	10/11/19
9.	72	UL-Lafayette (20)	10/31/98
10.	66	Southern Miss (24)	9/26/20
	66	Southern (21)	9/10/16

Opponent Scoring Highs

	Pts	Opponent (Tulane Score)	Date
1.	73	Houston (17)	11/10/11
	73	Florida State (14)	10/31/87
3.	70	Florida State (7)	11/14/92
	70	BYU (35)	8/25/01
5.	66	Mississippi State (22)	10/22/94
6.	65	Georgia Tech (10)	9/12/15
7.	63	UL-Monroe (10)	9/29/12
	63	Texas (18)	9/27/03
	63	Florida (21)	9/15/84
	63	Virginia (47)	11/26/68

Largest Tulane Winning Margins

	Margin	Score	Opponent	Date
1.	+95	95-0	UL-Lafayette	10/12/12
2.	+84	84-0	Mississippi College	10/9/37
	+84	84-0	UL-Lafayette	9/27/30
4.	+82	82-0	Centenary	10/24/14
5.	+79	79-0	UL-Lafayette	10/2/20
6.	+77	77-0	Louisiana College	9/26/25
7.	+74	74-0	UL-Lafayette	11/28/18
8.	+73	73-0	UL-Lafayette	10/11/19
9.	+65	65-0	Northwestern State	9/29/28
10.	+64	64-0	Louisiana College	10/7/50

Largest Tulane Losing Margins

	Margin	Score	Opponent	Date
1.	-63	7-70	Florida State	11/14/92
2.	-62	0-62	Alabama	10/12/91
	-62	0-62	LSU	11/20/65
	-62	0-62	LSU	11/25/61
	-62	0-62	LSU	11/22/58
6.	-61	0-61	Georgetown	12/9/16
	-61	0-61	Mississippi State	11/14/14
8.	-59	14-73	Florida State	10/31/87
9.	-58	0-58	Alabama	10/31/14
10.	-56	17-73	Houston	11/10/11

TEAM SINGLE-GAME SCORING MARKS

(CONFERENCE GAMES IN THE AMERICAN ATHLETIC CONFERENCE)

Tulane Scoring Highs

	Pts	Opponent (Score)	Date
1.	62	Tulsa (28)	10/7/17
2.	45	UCF (31)	10/3/15
3.	49	UConn (7)	10/12/19
4.	41	at USF (15)	11/3/18
5.	40	Memphis (24)	9/28/18
6.	38	Temple (3)	10/31/20
	38	at ECU (21)	11/7/20
	38	Houston (31)	9/19/19
	38	Tulsa (26)	11/2/19
	38	at SMU (41)	11/25/17
	38	at UConn (13)	11/26/16

Opponent Scoring Highs

	Pts	Opponent (Tulane Score)	Date
1.	51	at UCF (34)	10/24/20
2.	50	at Tulsa (27)	10/22/16
3.	49	at Houston (31)	10/8/20
	49	at Temple (10)	10/10/15
	49	at SMU (21)	11/21/15
6.	48	at Houston (17)	11/15/18
7.	47	at Memphis (17)	10/18/19
8.	45	Tulsa (34)	11/27/15
9.	42	Houston (7)	10/16/15
10.	41	at Navy (38)	10/26/19
	41	at Memphis (13)	10/31/15
	41	at SMU (38)	11/25/17

Largest Tulane Winning Margins

	Margin	Score	Opponent	Date
1.	+42	49-7	UConn	10/12/19
2.	+35	38-3	Temple	10/31/20
3.	+34	62-28	Tulsa	10/7/17
4.	+26	41-15	USF	11/3/18
5.	+25	38-13	at UConn	11/26/16
6.	+17	38-21	at ECU	11/7/20
7.	+16	40-24	Memphis	9/28/18
8.	+14	35-21	Memphis	12/5/20
9.	+14	45-31	UCF	10/3/15

Largest Tulane Losing Margins

	Margin	Score	Opponent	Date
1.	-39	10-49	at Temple	10/10/15
2.	-35	7-42	Houston	10/16/15
3.	-31	17-48	at Houston	11/15/18
	-31	7-38	Memphis	11/15/14
	-31	0-31	Temple	11/19/16
	-31	6-37	at UCF	11/5/16
7.	-30	17-47	at Memphis	10/18/19
	-30	26-56	at Memphis	10/27/17
8.	-28	21-49	at SMU	11/21/15
	-28	13-41	at Memphis	10/31/15
	-28	6-34	at East Carolina	11/22/14



As a senior in 2017, running back Dontrell Hilliard rushed for a Yulman Stadium record four touchdowns in the Green Wave's 62-28 win over Tulsa.



TOTAL OFFENSE

TEAM RECORDS

Most Plays

Game	101	vs. Auburn (89 rushes/12 passes).....	11/9/1929
Season	948	(13 games).....	2019

Net Yards Gained

Game	722	vs. Mississippi College.....	10/9/1937
Season	5841	(13 games).....	2019

Yards-Per-Play Average

Season	6.84	5578 yards in 816 plays.....	1998
--------	------	------------------------------	------

Yards-Per-Game Average

Season	464.8	(5578 in 12 games).....	1998
--------	-------	-------------------------	------

Total Touchdowns (rushing & receiving)

Season	64	26 rushing/38 passing in 12 games.....	1998
--------	----	--	------

Total First Downs

Game	35	vs. Army.....	10/28/2006
	35	vs. Northwestern State.....	9/29/1928
Season	299	(13 games).....	2019

First Downs Rushing

Game	32	vs. Northwestern State.....	9/29/1928
Season	176	(11 games).....	1931

First Downs Passing

Game	25	vs. Army.....	10/28/2006
Season	166	(11 games).....	2000

First Downs By Penalty

Game	9	vs. Baylor.....	10/30/1982
Season	24	three times.....	1987, 1984, 2000



The 2019 Green Wave team set a school record with 5,841 yards of total offense.

TEAM SEASON HIGHS

Plays

1.	948 in 2019	(13 games)
2.	935 in 1989	(12 games)
3.	926 in 2001	(12 games)
4.	913 in 2002	(13 games)
5.	912 in 1999	(11 games)
6.	904 in 2018	(13 games)
7.	899 in 2010	(12 games)
8.	897 in 2000	(11 games)
9.	890 in 2011	(13 games)
10.	870 in 2013	(13 games)

First Downs

1.	299 in 2019	(13 games)
2.	294 in 1998	(11 games)
3.	274 in 2000	(11 games)
4.	268 in 2001	(12 games)
5.	266 in 1989	(12 games)
6.	261 in 2003	(12 games)
7.	258 in 2020	(12 games)
8.	257 in 1987	(11 games)
9.	256 in 2010	(12 games)
10.	249 in 1999	(11 games)
	249 in 1986	(11 games)

Total Offense Yards

1.	5841 in 2019	(13 games)
2.	5578 in 1998	(12 games)
3.	5214 in 2018	(13 games)
4.	5100 in 2001	(12 games)
5.	4989 in 2000	(11 games)
6.	4751 in 2007	(12 games)
7.	4725 in 2020	(12 games)
8.	4698 in 2017	(12 games)
9.	4682 in 2003	(12 games)
10.	4626 in 1999	(11 games)

Total Offense/Game

1.	507.1 in 1998	(11 games)
2.	453.5 in 2000	(11 games)
3.	449.3 in 2019	(13 games)
4.	425.0 in 2001	(12 games)
5.	420.5 in 1999	(11 games)
6.	419.1 in 1997	(11 games)
7.	417.1 in 1987	(11 games)
8.	403.5 in 1986	(11 games)
9.	401.1 in 2018	(13 games)
10.	395.9 in 2007	(12 games)

Passing First Downs

1.	166 in 2000	(11 games)
2.	162 in 2001	(12 games)
3.	161 in 1999	(11 games)
4.	143 in 2012	(12 games)
5.	140 in 2003	(12 games)
6.	138 in 2010	(12 games)
	138 in 1998	(11 games)
8.	133 in 2006	(12 games)
9.	131 in 2002	(13 games)
10.	130 in 1989	(12 games)

Rushing First Downs

1.	176 in 1931	(11 games)
2.	166 in 2019	(13 games)
3.	152 in 2017	(12 games)
4.	139 in 1998	(11 games)
5.	137 in 2020	(12 games)
6.	133 in 2018	(13 games)
7.	131 in 2016	(12 games)
8.	120 in 2007	(12 games)
9.	119 in 1966	(10 games)
10.	118 in 1989	(12 games)

TOP 40 - 500-YARD TOTAL OFFENSE GAMES

	Yds	Opponent	Date	Rush-Pass-Plays
1.	722	Mississippi College	10/9/37	638-84-NA
2.	706	UL-Lafayette	10/31/98	246-460-84
3.	653	Tulsa	10/7/17	488-165-79
4.	634	UConn	10/12/19	311-323-80
5.	633	Louisiana Tech	11/26/98	303-330-70
6.	619	UAB	10/27/12	153-466-79
7.	593	Army	11/13/04	243-350-80
8.	584	UL-Lafayette	10/16/99	188-396-89
9.	581	Army	11/14/98	249-332-78
10.	579	Navy	11/10/01	137-442-76
11.	571	Army	9/18/99	124-447-80
12.	569	at Southern Miss	9/26/20	427-142-75
	569	Louisville	10/11/97	311-258-85
14.	568	Cincinnati	9/5/98	290-278-83
15.	564	TCU	9/13/86	176-388-94
16.	556	Army	10/4/97	248-308-74
17.	548	UL-Lafayette	10/7/00	138-410-80
18.	545	FIU	8/29/19	350-195-68
19.	543	UL-Lafayette	11/14/87	190-353-90
20.	540	Missouri State	9/14/19	298-242-74
	540	at UAB	9/17/11	262-278-76
22.	539	SMU	9/11/99	135-404-94
23.	538	Navy	11/6/04	215-323-62
24.	535	ECU	11/10/18	163-372-77
	535	Cincinnati	10/6/01	282-253-87
26.	533	Clemson	11/18/44	504-29-NA
	533	Auburn	10/25/47	431-102-NA
28.	531	Houston	11/6/99	103-428-97
	531	VMI	9/29/73	407-12-NA
30.	530	Tulsa	11/27/15	187-343-82
31.	527	Tulsa	10/16/10	81-446-91
32.	525	Army	10/5/19	324-201-74
	525	UAB	10/23/04	108-417-75
34.	522	Mississippi	11/10/79	291-231-NA
35.	521	Vanderbilt	11/18/89	134-387-81
36.	519	Army	10/27/01	135-384-85
37.	518	Navy	11/11/50	NA
38.	516	Tulsa	8/28/14	254-262-74
39.	515	Vanderbilt	10/11/80	258-257-NA
40.	514	The Citadel	9/19/53	432-82-NA



TOTAL OFFENSE

INDIVIDUAL RECORDS

Most Plays

Game	66	Patrick Ramsey vs. Mississippi.....	10/9/99 (7 rushes/59 passes)
Season	577	Patrick Ramsey (64 rushes/513 passes).....	1999
Career	1620	Terrence Jones (578 rushes/1042 passes).....	1985-88

Net Yards Gained

Game	484	Terrence Jones vs. TCU (96 rush/388 pass).....	9/13/86
Season	3764	Shaun King (532 rush/3232 pass).....	1998
Career	9468	Shaun King (1049 rush/8419 pass).....	1995-98

Net Yards Gained By Class

Freshman	2035	Michael Pratt (229 rush/1806 pass).....	2020
Sophomore	3349	Patrick Ramsey (-61 rush/3401 pass).....	1999
Junior	3078	Shaun King (511 rush/2567 pass).....	1997
Senior	3764	Shaun King (532 rush/3232 pass).....	1998

Yards-Per-Play Average

Season	8.04	Shaun King (3764 in 468 plays).....	1998
Career	6.25	Shaun King (9468 in 1516 plays).....	1995-98

Yards-Per-Game Average

Season	342.2	Shaun King (3764 in 11 games).....	1998
Career	215.2	Shaun King (9468 in 44 games).....	1985-88

200-Plus Yard Games

Season	11	Shaun King (twice).....	1997 & 1998
Career	27	Shaun King.....	1995-98

Touchdowns Responsible For (scoring & passing)

Game	6	Lester Ricard vs. UAB (6 pass).....	10/23/04
	6	Shaun King vs. Army (3 rush/3 pass).....	11/14/98
	6	Shaun King vs. Rutgers (2 rush/4 pass).....	10/24/98
Season	46	Shaun King (10 rush/36 pass).....	1998
Career	89	Shaun King (19 rush/70 pass).....	1995-98



Quarterback Terrence Jones completed his career as the NCAA's sixth all-time total yardage leader with 9,445 yards and set virtually every Tulane passing and total yardage record. He also set the Tulane record with 484 yards of total offense versus TCU in 1986 and went on to a professional career in the Canadian Football League.

CAREER LEADERS

Total Offense

Player	Seasons	Plays	Rush	Pass	Total
1. Shaun King	1995-98	1516	1049	8419	9468
2. Terrence Jones	1985-88	1620	1761	7684	9445
3. Patrick Ramsey	1998-01	1507	-130	9205	9075
4. Ryan Griffin	2009-12	1545	-342	9026	8684
5. J.P. Losman	2000-03	1224	241	6754	6995
6. Lester Ricard	2004-06	1086	-202	6608	6406
7. Roch Hontas	1976-79	1184	-1	5669	5668
8. Deron Smith	1987-90	969	210	4910	5120
9. Justin McMillan	2018-19	696	983	3748	4731
10. Mewelde Moore	2000-03	913	4364	14	4378

Touchdowns Responsible For (scored & passing)

Player	Seasons	Scored	Pass	Total
1. Shaun King	1995-98	19	70	89
2. Patrick Ramsey	1998-01	4	72	76
3. J.P. Losman	2000-03	10	60	70
4. Terrence Jones	1985-88	24	46	70
5. Ryan Griffin	2009-12	1	56	57
6. Lester Ricard	2004-06	0	55	55
7. Justin McMillan	2018-19	17	27	44
Matt Forté	2004-07	44	0	44
Roch Hontas	1976-79	5	39	44
10. Deron Smith	1987-90	6	37	43

Yards Per Play (minimum 350 plays)

Player	Seasons	Plays	Yards	Avg
1. Justin McMillan	2018-19	696	4731	6.797
2. Shaun King	1995-98	1516	9468	6.245
3. Jonathan Banks	2017-18	584	3583	6.135
4. Patrick Ramsey	1998-01	1507	9075	6.022
5. Eddie Price	1946-49	514	3095	6.021
6. Lester Ricard	2004-06	1086	6406	5.899
7. Mike McKay	1981-82	457	2690	5.886
8. Terrence Jones	1985-88	1620	9445	5.830
9. J.P. Losman	2000-03	1224	6995	5.715
10. Ryan Griffin	2009-12	1545	8684	5.621

SINGLE-GAME LEADERS

Total Offense

Yards	Player/Opponent	Date	Rush/Pass
1. 484	Terrence Jones vs. TCU	9/13/86	96/388
2. 469	Ryan Griffin vs. UAB	10/27/12	3/466
3. 465	Ryan Griffin vs. Rice	11/3/12	-11/476
465	Shaun King vs. Army	11/14/98	133/332
5. 461	Patrick Ramsey vs. Army	9/18/99	14/447
6. 439	Patrick Ramsey vs. Navy	11/10/01	-3/442
7. 433	Lester Ricard vs. UAB	10/23/04	16/417
8. 422	Shaun King vs. La. Tech	11/26/98	92/330
9. 419	Lester Ricard vs. Army	10/28/06	10/409
10. 414	Patrick Ramsey vs. UL-Lafayette	10/7/00	11/403
11. 413	Patrick Ramsey vs. SMU	9/11/99	9/404
12. 410	Jordy Joseph vs. Tulsa	11/27/15	67/343
13. 402	Ryan Griffin at Tulsa	10/16/10	-10/412
14. 398	Shaun King vs. SMU	9/12/98	46/352
15. 391	Patrick Ramsey vs. Navy	11/11/00	11/380
16. 384	Justin McMillan vs. ECU	11/10/18	12/372
384	Nickie Hall vs. SMU	10/4/80	37/347



TOTAL OFFENSE

SINGLE-SEASON LEADERS

Total Offense

Player	Year	Plays	Rush	Pass	Total
1. Shaun King	1998	468	532	3232	3764
2. Patrick Ramsey	1999	577	-61	3410	3349
3. Justin McMillan	2019	483	745	2444	3189
4. J.P. Losman	2003	499	80	3077	3157
5. Shaun King	1997	487	511	2567	3078
6. Terrence Jones	1987	457	383	2551	2934
7. Patrick Ramsey	2000	428	53	2833	2886
8. Patrick Ramsey	2001	493	-115	2935	2820
9. Terrence Jones	1988	493	454	2305	2759
10. Deron Smith	1989	530	143	2613	2756

Touchdowns Responsible For (scored & passing)

Player	Year	Rush	Pass	Total
1. Shaun King	1998	10	36	46
2. J.P. Losman	2003	2	33	35
3. Justin McMillan	2019	12	17	29
Shaun King	1997	5	24	29
5. Michael Pratt	2020	8	20	28
Terrence Jones	1987	8	20	28
Nickie Hall	1980	7	21	28
8. Patrick Ramsey	1999	1	25	26
Patrick Ramsey	2000	2	24	26
10. J.P. Losman	2002	6	19	25

Yards Per Play (minimum 125 plays)

Player	Year	Plays	Yards	Avg
1. Shaun King	1998	468	3764	8.043
2. Justin McMillan	2018	213	1542	7.239
3. Lester Ricard	2004	267	1895	7.097
4. Patrick Ramsey	2000	428	2886	6.743
5. Eddie Price	1949	171	1137	6.649
6. Justin McMillan	2019	483	3189	6.602
7. Jonathan Banks	2017	367	2387	6.510
8. Terrence Jones	1987	457	2934	6.420
9. Joe Ernst	1950	145	925	6.379
10. J.P. Losman	2003	499	3157	6.327



William A. "Dub" Jones led the Green Wave in total offense in 1943 and 1944, tallying 448 and 746 yards, respectively.

YEAR-BY-YEAR LEADERS

Year	Player	Rush	Pass	Plays	Yards	TD
1938	Warren Brunner	662	150	160	812	7
1939	Bobby Kellogg	473	75	132	548	8
1940	Lou Thomas	385	137	116	522	1
1941	Lou Thomas	—	—	—	861	11
1942	Lou Thomas	338	479	142	817	10
1943	Dub Jones	195	253	111	448	6
1944	Dub Jones	700	46	169	746	5
1945	Ernest Crouch	-81	487	110	406	2
1946	Clifford VanMeter	285	150	89	435	3
1947	Eddie Price	471	0	106	471	5
1948	Eddie Price	1178	0	188	1178	10
1949	Eddie Price	1137	0	171	1137	11
1950	Joe Ernst	-65	990	145	925	9
1951	Peter Clement	-9	575	132	566	4
1952	Peter Clement	95	664	212	759	7
1953	Peter Clement	37	472	151	509	4
1954	Bobby Saia	422	0	99	422	2
1955	Ronny Quillian	685	0	150	685	10
1956	Gene Newton	361	280	127	641	9
1957	Gene Newton	261	226	126	487	4
1958	Richie Petitbon	188	728	217	916	8
1959	Phil Nugent	125	411	184	536	4
1960	Phil Nugent	112	880	217	992	5
1961	Jack Domingue	9	338	146	347	1
1962	Ted Miller	60	548	173	608	5
1963	Al Burquieres	117	664	250	781	2
1964	David East	-109	846	274	737	3
1965	Bobby Duhon	212	807	271	1019	6
1966	Bobby Duhon	748	577	277	1325	10
1967	Bobby Duhon	302	753	265	1055	10
1968	Wayne Franginques	438	938	319	1376	11
1969	Rusty Lachaussee	-20	1291	260	1271	7
1970	David Abercrombie	80	993	222	1073	9
1971	Mike Walker	44	995	244	1039	6
1972	Steve Foley	205	914	262	1119	10
1973	Steve Foley	601	824	236	1425	13
1974	Terry Looney	50	829	185	879	6
1975	Buddy Gilbert	-105	1559	320	1454	9
1976	Roch Hontas	43	697	193	740	3
1977	Roch Hontas	-73	1277	256	1204	7
1978	Roch Hontas	-68	1350	277	1282	12
1979	Roch Hontas	97	2345	458	2442	22
1980	Nickie Hall	259	2039	457	2298	28
1981	Mike McKay	-5	927	158	922	10
1982	Mike McKay	-135	1903	299	1768	11
1983	Jon English	-98	1258	217	1160	7
1984	Ken Karcher	-143	1341	265	1198	8
1985	Ken Karcher	-112	1991	345	1879	10
1986	Terrence Jones	547	2124	442	2671	18
1987	Terrence Jones	383	2551	457	2934	28
1988	Terrence Jones	454	2305	493	2759	19
1989	Deron Smith	143	2613	530	2756	22
1990	Deron Smith	14	2282	426	2296	21
1991	Jerome Woods	-47	1238	231	1191	8
1992	Shawn Meadows	-37	752	164	715	2
1993	Craig Randall	-70	1565	387	1495	9
1994	Tracey Watts	93	916	240	1009	4
1995	Shaun King	-10	1046	245	1036	5
1996	Shaun King	16	1574	316	1590	9
1997	Shaun King	511	2567	487	3078	29
1998	Shaun King	532	3232	468	3764	46
1999	Patrick Ramsey	-61	3410	577	3349	26
2000	Patrick Ramsey	53	2833	428	2886	24
2001	Patrick Ramsey	-115	2935	493	2820	23
2002	J.P. Losman	19	2468	489	2487	25
2003	J.P. Losman	80	3077	499	2157	35
2004	Lester Ricard	14	1881	267	1895	21
2005	Lester Ricard	-104	1932	359	1828	16
2006	Lester Ricard	-112	2795	460	2683	18
2007	Matt Forté	2127	4	403	2131	23
2008	Kevin Moore	-58	2194	365	2136	8
2009	Ryan Griffin	-59	1382	250	1323	9
2010	Ryan Griffin	-146	2371	411	2225	14
2011	Ryan Griffin	-10	2502	458	2492	13
2012	Ryan Griffin	-127	2771	426	2644	20
2013	Nick Montana	4	1717	341	1721	14
2014	Tanner Lee	-125	1962	372	1837	12
2015	Tanner Lee	-162	1639	299	1477	11
2016	Glen Cuiellette	216	1309	357	1525	11
2017	Jonathan Banks	592	1797	367	2389	19
2018	Justin McMillan	238	1304	213	1542	15
2019	Justin McMillan	745	2444	483	3189	29
2020	Michael Pratt	229	1806	369	2035	28



OPPONENT RECORDS

TEAM RECORDS

Total Offense

Plays	105	Houston	10/11/03
Yards	735	Houston	11/10/11

Rushing

Attempts	78	Vanderbilt	10/30/71
Yards	519	SMU	9/11/82
TDs	7	Georgia	11/2/85
	7	BYU	8/25/2001

Passing

Attempts	68	ECU	11/10/18
Completions	41	Louisville	10/17/98
Comp. Pct.	1.000	LSU (5-for-5)	11/19/66
	.950	Mississippi (19-for-20)	11/6/82
Yards	485	Florida State	9/23/89
TDs	5	Ohio State	9/22/18
Interceptions	8	Miami (Fla.)	11/7/70

First Downs

Total	36	UCF	10/24/20
	36	Navy	11/11/2000
Rush	24	SMU	9/11/82
Pass	23	Louisville	10/17/98
Penalty	6	SMU	10/30/06

Scoring

Points	73	Florida State	10/31/87
	73	Houston	11/10/11
TDs	10	Florida State	10/31/87
	10	Florida State	11/14/92
	10	BYU	8/25/01
	10	Houston	11/10/11
PATs Made	10	Florida State	10/31/87
	10	Florida State	11/14/92
	10	BYU	8/25/01
PATs Att.	10	Florida State	10/31/87
	10	Florida State	11/14/92
	10	BYU	8/25/01
	10	Houston	11/10/11
2-pt PAT Made	2	Miami (Fla.)	11/7/70
2-pt PAT Att	3	North Carolina	10/9/71
FG Made	5	Mississippi	8/31/91
FG Attempted	6	Northwestern State	9/6/03

Punting

Punts	14	ECU	11/10/18
Yards	521	UL-Lafayette	10/15/83
Average	56.0	UCF	10/24/20

Interceptions

Interceptions	6	On Three Occasions	
		last by LSU	11/22/75
Yards	139	Georgia Tech	10/22/66
TDs	3	Kentucky	11/3/74

Punt Returns

Returns	13	LSU	11/27/37
Yards	175	Houston	10/16/15
Average	95.0	West Virginia	10/21/72

Kickoff Returns

Returns	10	Virginia Tech	10/24/87
Yards	198	UL-Lafayette	11/1/86
Average	56.0	Georgia Tech	10/23/76
	56.0	LSU	11/20/76

Penalties

Number	18	East Carolina	11/2/91
	18	Louisville	10/28/2000

Yards	169	Kentucky	11/1/80
Fumbles			
Number	10	Air Force	10/12/74
	10	Mississippi	9/27/80
Lost	8	Mississippi	9/27/80

INDIVIDUAL RECORDS

Total Offense

Plays	83	Holton Ahlers of ECU	11/10/18
Yards	468	Derrick Taite of Mississippi State	10/22/94

Rushing

Attempts	44	Chris McCoy of Navy	11/16/96
Yards	343	Tony Jeffery of TCU	9/13/86

Passing

Attempts	67	Holton Ahlers of ECU	11/10/18
Comp.	41	Chris Redman of Louisville	10/17/98
Comp. %	1.000	Fred Haynes of LSU (5-for-5)	11/19/66
Yards	477	Chris Redman of Louisville	10/17/98
Int	5	Kelly Cochrane of Miami (Fla.)	11/7/70
TD	5	Three times (Last)	
		Carson Strong of Nevada	12/22/20

Scoring

TDs	5	Tony Jeffery of TCU	9/13/86
PATs	10	Derek Schmidt of Florida State	10/31/87
	10	Matt Payne of BYU	8/25/01
PATs Att	10	Derek Schmidt of Florida State	10/31/87
	10	Matt Payne of BYU	8/25/01
FG Made	5	Brian Lee of Mississippi	8/31/91
FG Att	5	On Four Occasions	
		Last by Brian Lee of Mississippi	8/31/91
Pts by Kicker	16	Brian Lee of Mississippi	8/31/91

Receiving

Receptions	15	Troy Edwards of Louisiana Tech	11/26/98
Yards	253	Roddy White of UAB	10/23/04
TDs	3	Al Lacy of Alabama	9/30/50
	3	Wendell Davis of LSU	11/29/86
	3	Marcus Carter of UL-Lafayette	10/9/93
	3	Keevan Lucas of Tulsa	8/28/14
	3	Leonte Carroo of Rutgers	9/27/14
	3	D'erren Wilson, UCF	10/3/15

Punting

Punts	12	Twice (Last)	
		Jake Verity of ECU	11/10/18
Yards	516	Terry Falgout of UL-Lafayette	10/15/83
Average	55.0	Kody Bliss of Auburn	10/21/06

Interceptions

Int	3	On Four Occasions	
		Last by D'Joun Smith of FAU	11/2/13
Yards	108	Richard Lewis of Georgia Tech	10/24/70
TDs	2	Richard Lewis of Georgia Tech	10/24/70

Longest Plays

Rush	92	Leonard Henry of East Carolina	9/8/01
Pass	93	Gary Nova to Andre Turzilli of Rutgers	9/27/14
Int. Ret	100	Putt Choate of SMU	9/24/77
	100	Reggie Love of North Carolina	9/17/94
KO Ret	100	Jessie Henderson of SMU	10/30/06
	100	Ottis Anderson of Miami (Fla.)	11/4/78
Punt Ret	95	Danny Buggs of West Virginia	10/21/72
FG	60	Chris Perkins of Florida	9/15/84



YULMAN STADIUM RECORDS

TEAM RECORDS

Total Offense

Yards	653	Tulane vs. Tulsa	10/7/17
-------	-----	------------------------	---------

Rushing

Attempts	70	Tulane vs. Tulsa	10/7/17
Yards	488	Tulane vs. Tulsa	10/7/17
TD	8	Tulane vs. Tulsa	10/7/17

Passing

Attempts	*68	ECU vs. Tulane	11/10/18
Comp	*31	Wake Forest vs. Tulane	8/30/18
Yards	*439	SMU vs. Tulane	10/3/15
TD	5	Tulane vs. UCF	10/3/15
Int	3	Tulane vs. Missouri State	9/14/19
	3	Tulane vs. UCF	10/3/15
	3	Tulane vs. Memphis	11/15/14
	3	Tulane vs. Georgia Tech	9/6/14

Scoring/Kicking

Points	66	Tulane vs. Southern	9/10/16
TD	9	Tulane vs. Southern	9/10/16
Return TD	2	Tulane vs. Southern (Int & KO)	9/10/16
	2	Tulsa vs. Tulane (Int)	11/27/15
	2	Memphis vs. Tulane (Int)	11/15/14
FG	4	Tulane vs. Louisiana-Lafayette	9/24/16
	4	Louisiana-Lafayette vs. Tulane	9/24/16
PAT Made	9	Tulane vs. Southern	9/10/16

* - Opponent performance

TULANE IN YULMAN STADIUM

All-Time Record	23-19/.547 (6 seasons)
First Game	Sept. 6, 2014
Opponent	Georgia Tech
Result	L, 38-21
Largest Attendance	30,000
Date	Sept. 6, 2014
Opponent	Georgia Tech
Result	L, 38-21
Highest Season Attendance Average	25,012
Year	2014
No. of Games	6

Year-By-Year Records

2014	2-4
2015	2-4
2016	2-4
2017	4-2
2018	4-2
2019	5-1
2020	3-2

INDIVIDUAL RECORDS

Total Offense

Plays	83	Holton Ahlers, ECU	11/10/18
		(16 rushes, 67 passes vs. Tulane)	
Yards	442	Sam Hartman, Wake Forest	8/30/18
		(64 rushing, 378 passing vs. Tulane)	

Rushing

Att	38	Elijah McGuire of ULL vs. Tulane	9/24/16
Yards	175	Dontrell Hilliard of Tulane vs. Tulsa	10/7/17
TDs	4	Dontrell Hilliard of Tulane vs. Southern	10/7/17

Passing

Att	48	Tanner Lee of Tulane vs. Memphis	11/15/14
Comp	27	Thomas Sirk of Duke vs. Tulane	9/3/15
Yards	378	Sam Hartman of Wake Forest vs. Tulane	8/30/18
Int	3	Peyton Husling of Missouri State vs. Tulane	9/14/19
	3	Tanner Lee of Tulane vs. Memphis	11/15/14
	3	Tanner Lee of Tulane vs. Georgia Tech	11/15/14
TDs	4	Glen Cuiellette of Tulane vs. ULL	9/24/16
	4	Jordy Joseph of Tulane vs. Tulsa	11/27/15
	4	Tanner Lee of Tulane vs. UCF	10/3/15

Receiving

Rec	11	Johnell Barnes of Duke vs. Tulane (109 yds)	9/3/15
Yards	217	Darnell Mooney of Tulane vs. ECU (6 rec)	11/19/18
TDs	Twice (Last)		
	3	Terren Encalade of Tulane vs. ULL	9/24/16

Scoring/Kicking

Points	24	Dontrell Hilliard of Tulane vs. Tulsa	10/7/17
TDs	4	Dontrell Hilliard of Tulane vs. Southern	10/7/17
FG Att	4	Merek Glover of Tulane vs. Cincinnati	11/4/17
	4	Andrew DiRocco of Tulane vs. ULL	9/24/16
	4	Stevie Artigue of ULL vs. Tulane	9/24/16
FG	4	Andrew DiRocco of Tulane vs. ULL	9/24/16
	4	Stevie Artigue of ULL vs. Tulane	9/24/16
PAT Att	9	Andrew DiRocco of Tulane vs. Southern	9/10/16
PATs	9	Andrew DiRocco of Tulane vs. Southern	9/10/16
Pts by Kicker	15	Andrew DiRocco of Tulane vs. ULL	9/24/16
	15	Ross Martin of Duke vs. Tulane	9/3/15

Defense

Int	2	Larry Brooks of Tulane vs. Missouri State	9/14/19
	2	Reggie Robinson II of Tulsa vs. Tulane	11/2/19
	2	Isiah Corbett of Southeastern La. vs. Tulane	9/13/14

Longest Plays

Rush	85	Dontrell Hilliard	9/19/15
		(of Tulane vs. Maine)	
Pass	86	Keon Howard to Tyjae Spears	9/14/19
		(of Tulane vs. Missouri State)	
FG	50	Jake Elliot	10/14/16
		(of Memphis vs. Tulane)	
Punt	69	Jamie Sackville of SMU vs. Tulane	10/29/16
KO Ret	98	Stephon Huderson (TD) of Tulane vs. UCF	11/23/19
Punt Ret	85	Beau Hankins of Georgia Tech vs. Tulane	9/6/14
Int Ret	96	Parry Nickerson (TD) of Tulane vs. Southern	9/10/16



1893

Record: (1-2)

Coach: T.L. Bayne

Tulane played its first varsity football game on Nov. 18, 1893, dropping a 12-0 decision to the Southern Athletic Club. Things were a bit less formal in those days, as witnessed by the fact that Tulane Coach T.L. Bayne also played in the game – for the opponent!

In his spare time, T.L. Bayne hustled over to Baton Rouge to help coach LSU. This made for an interesting afternoon of Nov. 25, 1893, when Tulane and LSU played for the first time. Hugh Bayne, brother of the coach and a Tulane law student, scored the first touchdown ever for Tulane to open a 34-0 rout. T.L. Bayne did not play that day, but he was on the field as umpire (LSU's coach was the referee).

Tulane lost to Ole Miss 12-4 the next weekend to end its inaugural season with a 1-2 record.

Date	Opponent	Site	Score	W/L
N18	SOU. ATH. CLUB	NEW ORLEANS	0-12	L
N25	LSU	NEW ORLEANS	34-0	W
D2	OLE MISS	NEW ORLEANS	4-12	L

1894

Record: (0-4)

Coach: Fred Sweet

Fred Sweet replaced T.L. Bayne as head coach and it was a struggle. Just before school opened, Sweet learned that captain C.R. Romeyne had left town with his parents and would not be a member of the 1894 squad. The team struggled to an 0-4 finish, scoring zero, six, six and two points in those four games while losing to Texas, Alabama, Sewanee and Ole Miss.

Date	Opponent	Site	Score	W/L
O27	at Texas	Austin, Texas	0-12	L
N3	ALABAMA	NEW ORLEANS	6-18	L
N17	SEWANEE	NEW ORLEANS	6-12	L
N29	OLE MISS	NEW ORLEANS	2-8	L

1895

Record: (3-2)

Coach: T.L. Bayne

T.L. Bayne returned as head coach and Tulane posted its first winning season with a 3-2 record. After losing to LSU in the season opener, Tulane rallied to shut out teams from the Southern Athletic Club and Alabama. A road loss to Texas followed before the season ended with a 28-4 walloping of Ole Miss, representing the most points by Tulane since its 34-0 win over LSU in 1893.

Date	Opponent	Site	Score	W/L
N26	at LSU	Baton Rouge, La.	4-8	L
N9	SOU. ATH. CLUB	NEW ORLEANS	12-0	W
N16	ALABAMA	NEW ORLEANS	22-0	W
N23	at Texas	Austin, Texas	0-16	L
N28	OLE MISS	NEW ORLEANS	28-4	W

1896

Record: (3-2)

Coach: Harry Baum

Harry Baum replaced T.L. Bayne as coach and matched the 1895 record of 3-2, although one of those losses was a forfeit to LSU. Tulane was ahead 2-0 when an argument broke out over whether Tulane could use a player who was "about" to become a Tulane student. When LSU refused to allow the player to see action, Tulane captain Louis Genella took his team off the field and the game was declared a forfeit. Win No. 3 was a 10-0 shutout of Ole Miss to ensure a winning season.

Date	Opponent	Site	Score	W/L
O17	ALUMNI	NEW ORLEANS	12-0	W
O24	LSU*	NEW ORLEANS	0-6	L
N9	Vicksburg Ath.	Vicksburg, Miss.	48-0	W
N14	TEXAS	NEW ORLEANS	4-12	L
N26	OLE MISS	NEW ORLEANS	10-0	W

* - forfeit

1897

Record: (0-0)

Coach: None

For the only time since the inception of the sport in 1893, Tulane did not field a football team.

1898

Record: (1-1)

Coach: John Lombard

John Lombard, captain of Tulane's first team in 1893, became the program's fifth coach in five seasons. The team played two games and finished 1-1, beating Ole Miss and then losing to LSU.

Charles Eshleman served as captain, and in 1979 he became the first 19th-century athlete to be named to Tulane's Athletics Hall of Fame.

Date	Opponent	Site	Score	W/L
D12	OLE MISS	NEW ORLEANS	14-9	W
D14	at LSU	Baton Rouge, La.	0-37	L

1899

Record: (0-6-1)

Coach: H.H. Collier

H.H. Collier became Tulane's sixth coach in six seasons and he must not have enjoyed it very much as the team finished 0-6-1 and did not score a point. A scoreless tie with the Southern Athletic Club was the squad's best showing.

Date	Opponent	Site	Score	W/L
N11	SEWANEE	NEW ORLEANS	0-23	L
N18	SOU. ATH. CLUB	NEW ORLEANS	0-0	T
N20	TEXAS	NEW ORLEANS	0-11	L
N25	at Texas	Austin, Texas	0-32	L
N27	vs. Texas A&M	Houston, Texas	0-22	L
N30	OLE MISS	NEW ORLEANS	0-15	L
D8	at LSU	Baton Rouge, La.	0-38	L

1900

Record: (5-0) – First Perfect Season

Coach: H.T. Summersgill

What a turnaround! Tulane went from winless and scoreless in 1899 to unbeaten and unscored upon in 1900.

H.T. Summersgill was Tulane's seventh coach in seven seasons and he led his team to a 5-0 record. The Southern Athletic Club, Alabama, Millsaps, LSU and Ole Miss all failed to cross the Tulane goal line as they lost by a combined 105-0.

Date	Opponent	Site	Score	W/L
O27	SOU. ATH. CLUB	NEW ORLEANS	23-0	W
N3	at Alabama	Tuscaloosa, Ala.	6-0	W
N10	MILLSAPS	NEW ORLEANS	35-0	W
N17	LSU	NEW ORLEANS	29-0	W
N29	OLE MISS	NEW ORLEANS	12-0	W





1901

Record: (5-1)

Coach: H.T. Summersgill

H.T. Summersgill became the first man to coach Tulane football for consecutive seasons, and his success continued.

A disputed 2-0 loss to the Mobile YMCA was the only blemish on a 5-1 season. The Tulane coach argued heatedly that there were still several minutes left in the game but was overruled and suffered his only loss in two seasons.

However, you can still get an argument about that in Baton Rouge to this day. Although Tulane beat LSU on the field by a score of 22-0, the Tigers protested the game to the Southern Intercollegiate Athletic Association, alleging Tulane had used a professional player during the contest. Months later, the SIAA ruled the game an 11-0 forfeit in favor of LSU. The Tiger record book still claims that 11-0 "victory," while the Tulane ledger shows the contest as a 22-0 win.

In two seasons, Summersgill produced a 10-1 record on the field and outscored the opposition 214-19. Hugh Krumbhaar captained both squads.

Date	Opponent	Site	Score	W/L
016	at Meridian	Meridian, Miss.	15-0	W
026	at Mobile YMCA	Mobile, Ala.	0-2	L
N2	YMCA	NEW ORLEANS	23-0	W
N9	MISSISSIPPI STATE	NEW ORLEANS	24-6	W
N16	LSU	NEW ORLEANS	22-0	W
N28	OLE MISS	NEW ORLEANS	25-11	W

1902

Record: (1-4-2)

Coach: Virginius Dabney

Coach Summersgill left and Tulane's gridiron fortunes took a dive. Virginius Dabney took over the helm and things looked good at first as he coached a 26-0 win over an alumni team. Two ties and four losses followed, however, and the final record fell to 1-4-2. After the disputed forfeit in 1901, LSU disappeared from the schedule for a while.

Date	Opponent	Site	Score	W/L
018	ALUMNI	NEW ORLEANS	26-0	W
025	AUBURN	NEW ORLEANS	0-0	T
N1	MISSISSIPPI STATE	NEW ORLEANS	11-11	T
N8	at Texas A&M	College Station, Texas	5-17	L
N15	VANDERBILT	NEW ORLEANS	5-23	L
N22	TEXAS	NEW ORLEANS	0-6	L
N27	OLE MISS	NEW ORLEANS	0-10	L

1903

Record: (2-2-1)

Coach: Charles Eshleman

Charles Eshleman, captain of the 1898 and 1899 teams, took over the head coaching job and improved the situation as he guided the squad to a 2-2-1 finish. It was a feast-or-famine type of season as the two wins were by a cumulative score of 64-5, while the team failed to score in the other three outings.

Date	Opponent	Site	Score	W/L
031	MERIDIAN AA	NEW ORLEANS	46-0	W
N7	SHREVEPORT AA	NEW ORLEANS	0-23	L
N18	CUMBERLAND	NEW ORLEANS	0-28	L
N26	RICHMOND	NEW ORLEANS	18-5	W
D5	MISSISSIPPI STATE	NEW ORLEANS	0-0	T

1904

Record: (5-2)

Coach: Thomas Berry

Thomas Berry took over the coaching reins from Charles Eshleman and led Tulane to a 5-2 record. The team shut out the opponent in all five victories, and failed to score in its two losses.

LSU returned to the schedule for the first time since the 1901 controversy and Tulane beat the Tigers again...and again LSU complained about player eligibility.

Ralph Wood captained the Green Wave for the second season in a row.

Date	Opponent	Site	Score	W/L
023	LOUISIANA TECH	NEW ORLEANS	11-0	W
029	MISSISSIPPI STATE	NEW ORLEANS	10-0	W
N5	at Marion Mil. Inst.	Marion, Ala.	10-0	W
N12	SEWANEE	NEW ORLEANS	0-18	L
N19	LSU	NEW ORLEANS	5-0	W
N24	OLE MISS	NEW ORLEANS	22-0	W
D3	ALABAMA	NEW ORLEANS	0-6	L

1905

Record: (0-1)

Coach: John Tobin

John Tobin replaced Thomas Berry as head coach and the season consisted of only one game. Tulane lost that contest to LSU, 5-0, and controversy marred the series once again. This time, Tulane complained about LSU's use of ineligible players. Things got heated and the series did not resume until 1911.

Date	Opponent	Site	Score	W/L
N25	LSU	NEW ORLEANS	0-5	L

1906

Record: (0-4-1)

Coach: John Russ

For the sixth season in a row, Tulane had a new head coach as John Russ replaced John Tobin. The 1906 squad showed the effects of the lack of continuity and struggled to an 0-4-1 record without scoring a point. A scoreless tie with Howard in the season opener was the campaign's best outing.

Date	Opponent	Site	Score	W/L
027	SAMFORD	NEW ORLEANS	0-0	T
N3	OLE MISS	NEW ORLEANS	0-17	L
N10	SEWANEE	NEW ORLEANS	0-35	L
N17	TEXAS A&M	NEW ORLEANS	0-18	L
N24	ARKANSAS	NEW ORLEANS	0-22	L

1907

Record: (3-2)

Coach: Joe Curtis

Joe Curtis was Tulane's seventh coach in seven years and things started looking up as the record improved to 3-2. In defeating Howard 13-0 in the season opener, Tulane registered its first victory - and first points - since the 1904 season. The squad won its first three and lost its last two, playing three games in one week in November.

Date	Opponent	Site	Score	W/L
026	SAMFORD	NEW ORLEANS	13-0	W
N2	DRURY	NEW ORLEANS	12-0	W
N5	CENTRE	NEW ORLEANS	28-9	W
N9	ARKANSAS	NEW ORLEANS	12-17	L
N16	TEXAS A&M	NEW ORLEANS	6-18	L

1908


Record: (7-1)

Coach: Joe Curtis

Joe Curtis returned for his second year as coach and things were definitely looking up for Tulane football as a 7-1 season ensued. It was a new record for victories in a season and five were by shutout.

The Wave's biggest wins were a 23-0 verdict over Mississippi State and a 28-15 road decision over Texas four days later. With Temple Brown serving as captain, Tulane outscored the opposition by a cumulative 103-23.

Date	Opponent	Site	Score	W/L
010	YMG	NEW ORLEANS	11-0	W
024	CENTRE	NEW ORLEANS	10-0	W
031	OLE MISS	NEW ORLEANS	10-0	W
N7	BAYLOR	NEW ORLEANS	10-2	W
N14	MISSISSIPPI STATE	NEW ORLEANS	23-0	W
N18	at Texas	Austin, Texas	28-15	W
N21	at Baylor	Waco, Texas	0-6	L
N26	WASHINGTON (Mo.)	NEW ORLEANS	11-0	W



1901



1909

Record: (4-3-2)

Coach: Buster Brown

Buster Brown replaced Joe Curtis as coach and the team faced a record nine opponents, finishing 4-3-2. Only three of the nine games were decided by more than 10 points. Tulane shut out the opposition four times and was held scoreless in three games. The only games in which both teams scored were ties with Alabama and Texas.

Date	Opponent	Site	Score	W/L
09	YMGC	NEW ORLEANS	12-0	W
016	OLE MISS	NEW ORLEANS	5-0	W
023	CENTRE	NEW ORLEANS	0-6	L
030	MISSISSIPPI STATE	NEW ORLEANS	2-0	W
N6	CINCINNATI	NEW ORLEANS	6-0	W
N13	TEXAS	NEW ORLEANS	10-10	T
N20	ALABAMA	NEW ORLEANS	5-5	T
N25	TEXAS STATE	NEW ORLEANS	0-18	L
J1	at Cuba Ath. Club	Havana, Cuba	0-11	L

1910

Record: (0-7)

Coach: A.A. Mason

A.A. Mason commenced a three-year reign as head coach and things did not get off to a promising start as Tulane suffered its first losing season since 1906. The team scored only twice and finished 0-7 as the opposition enjoyed a 126-6 edge on the scoreboard.

Date	Opponent	Site	Score	W/L
013	OLE MISS	NEW ORLEANS	0-16	L
026	at Centre	Danville, N.Y.	0-35	L
029	at Kentucky	Lexington, Ky.	3-10	L
N5	MISSISSIPPI STATE	NEW ORLEANS	0-10	L
N12	vs. Auburn	Gulport, Miss.	0-33	L
N19	ALABAMA	NEW ORLEANS	3-5	L
N24	vs. Texas A&M	Houston, Texas	0-17	L

1911

Record: (5-3-1)

Coach: A.A. Mason

Coach Mason's program began to take off in year two as the record improved dramatically to 5-3-1. The first four opponents fell by a combined score of 92-0. The Tulane-LSU football rivalry resumed, with the Tigers taking a 6-0 win in Baton Rouge. Semmes Walmsley, a future mayor of New Orleans, captained the team.

Date	Opponent	Site	Score	W/L
012	MISSISSIPPI COL	NEW ORLEANS	10-0	W
018	UL Lafayette	NEW ORLEANS	27-0	W
021	NORTHWESTERN ST	NEW ORLEANS	45-0	W
028	SAMFORD	NEW ORLEANS	10-0	W
N4	SEWANE	NEW ORLEANS	3-9	L
N11	at Alabama	Birmingham, Ala.	0-22	L
N20	at Mississippi State	Starkville, Miss.	6-4	W
N30	WASHINGTON & LEE	NEW ORLEANS	5-5	T
D9	at LSU	Baton Rouge, La.	0-6	L

1912

Record: (5-3)

Coach: A.A. Mason

Coach Mason established a new longevity record with his third season at the helm and produced another strong team. The squad finished with a 5-3 record and outscored the opposition 216-99. The high point of the season was a 95-0 win over Southwestern Louisiana. The 15 rushing touchdowns and 95 points scored in that game are Tulane's oldest football records.

Date	Opponent	Site	Score	W/L
08	JEFFERSON	NEW ORLEANS	37-0	W
012	UL Lafayette	NEW ORLEANS	95-0	W
019	MISSISSIPPI COL.	NEW ORLEANS	19-6	W
026	SAMFORD	NEW ORLEANS	35-0	W
N2	ALABAMA	NEW ORLEANS	0-7	L
N9	MISSISSIPPI STATE	NEW ORLEANS	27-24	W
N19	at Texas A&M	College Station, Texas	0-41	L
N28	LSU	NEW ORLEANS	3-21	L

1913

Record: (3-5)

Coach: A.C. Hoffman

A.C. Hoffman replaced Mason as head coach and Tulane suffered its first losing season since 1910. The squad managed only three points in its five losses. The highlight of the season came in a 12-6 road win over Saint Louis. In that game, Tulane tackle Carl Woodward kicked a 52-yard field goal, a mammoth blast that stood as the school record for 51 years.

Date	Opponent	Site	Score	W/L
011	JEFFERSON	NEW ORLEANS	13-0	W
018	MISS. COLLEGE	NEW ORLEANS	3-32	L
025	ALABAMA	NEW ORLEANS	0-26	L
N1	at Saint Louis	St. Louis, Mo.	12-6	W
N8	at Mississippi State	Starkville, Miss.	0-32	L
N15	Texas State	NEW ORLEANS	31-9	W
N22	at LSU	Baton Rouge, La.	0-40	L
N27	ARKANSAS	NEW ORLEANS	0-14	L

1914

Record: (3-3-1)

Coach: E.R. Sweetland

E.R. Sweetland took over as head coach and Tulane improved its record to 3-3-1. The highlight of the season was an 82-0 thrashing of Centenary.

Date	Opponent	Site	Score	W/L
017	UL Lafayette	NEW ORLEANS	33-0	W
024	CENTENARY	NEW ORLEANS	82-0	W
027	JEFFERSON	NEW ORLEANS	24-7	W
031	at Alabama	Tuscaloosa, Ala.	0-58	L
N7	OLE MISS	NEW ORLEANS	6-20	L
N14	at Mississippi State	Jackson, Miss.	0-61	L
N26	LSU	NEW ORLEANS	0-0	T

1915

Record: (4-4)

Coach: Clark Shaughnessy

As the storm clouds of war thickened in Europe, Tulane changed coaches again, but this move led to stability. A 23-year-old Minnesotan named Clark Shaughnessy took over the program and went on to become the school's winningest head coach. In his first year he produced Tulane's second consecutive break-even season with a 4-4 record. The first of his Tulane-record 59 wins was a 24-0 verdict over St. Paul in the 1915 season opener.

Date	Opponent	Site	Score	W/L
S25	at St. Paul	Unknown	24-0	W
09	UL Lafayette	NEW ORLEANS	13-0	W
016	SPRING HILL	NEW ORLEANS	36-13	W
023	at Alabama	Tuscaloosa, Ala.	0-16	L
030	MISS. COLLEGE	NEW ORLEANS	6-20	L
N13	SAMFORD	NEW ORLEANS	32-3	W
N18	at Florida	Gainesville, Fla.	7-14	L
N25	at LSU	Baton Rouge, La.	0-12	L

1916

Record: (4-3-1)

Coach: Clark Shaughnessy

Shaughnessy continued to lay his foundation, leading Tulane to a 4-3-1 record. For the third year in a row, Tulane opened with three straight wins, only to struggle toward the end of the season. The season's only tie was with LSU, the second deadlock with the Tigers in three years. Earning his second of three football letters for Tulane that fall was a youngster named Felix Blanchard, whose son, "Doc" Blanchard, won the Heisman Trophy at Army during World War II. The trophy is named for John Heisman, whose Georgia Tech Yellow Jackets walloped Tulane 45-0 in 1916.

Date	Opponent	Site	Score	W/L
014	SPRING HILL	NEW ORLEANS	14-0	W
021	JEFFERSON	NEW ORLEANS	39-3	W
027	Mississippi College	Jackson, Miss.	13-3	W
N4	at Georgia Tech	Atlanta, Ga.	0-45	L
N11	at Rice	Houston, Texas	13-23	L
N18	ALABAMA	NEW ORLEANS	33-0	W
N30	LSU	NEW ORLEANS	14-14	T
D9	GEORGETOWN	NEW ORLEANS	0-61	L



1912



1917

Record: (5-3)

Coach: Clark Shaughnessy

The United States had joined World War I by the time the 1917 football season rolled around and some schools had suspended play. The game went on at Tulane, however, and the team had a new stadium, located on the site of the A.B. Freeman School of Business. Tulane played its first game in the new concrete facility against Washington Artillery, winning 19-0.

The 1917 team won its first four games by a combined score of 131-0 and finished with a 5-3 record. The season ended with a 28-6 win over LSU, as a Tulane line led by Eva Talbot held the Tigers to only one first down.

Date	Opponent	Site	Score	W/L
06	JEFFERSON	NEW ORLEANS	32-0	W
013	SPRING HILL	NEW ORLEANS	28-0	W
020	at Florida	Gainesville, Fla.	52-0	W
027	WASH. ARTILLERY	NEW ORLEANS	19-0	W
N2	at Texas A&M	College Station, Texas	0-35	L
N10	GEORGIA TECH	NEW ORLEANS	0-46	L
N17	RICE	NEW ORLEANS	0-16	L
N29	at LSU	Baton Rouge, La.	28-6	W

1918

Record: (4-1-1)

Coach: Clark Shaughnessy

As the World War escalated, Tulane faced mostly military opponents in 1918. The only loss in a 4-1-1 record was to Camp Pike. The Tulane defense shut out four of its six opponents and allowed only 16 points all season. In a 74-0 battering of UL Lafayette, Harold Gentling broke off a 95-yard run, the longest in Tulane history.

Date	Opponent	Site	Score	W/L
N2	CAMP SHELBY	NEW ORLEANS	7-0	W
N9	CAMP BEAUREGARD	NEW ORLEANS	13-6	W
N13	SPRING HILL	NEW ORLEANS	32-0	W
N16	CAMP PIKE	NEW ORLEANS	7-10	L
N23	PENSACOLA NAB	NEW ORLEANS	0-0	T
N28	UL Lafayette	NEW ORLEANS	74-0	W

1919

Record: (6-2-1)

Coach: Clark Shaughnessy

World War I ended and the Shaughnessy program picked up speed as the team finished 6-2-1. The win over UL-Lafayette that ended the 1918 season and six wins to open the 1919 campaign were a school record seven wins in a row. A 7-7 tie with Georgia ended the winning streak. After a one-year break due to the war, the Tulane-LSU gridiron series resumed and it would stretch uninterrupted into the 1990s. A 73-0 win over Louisiana-Lafayette and a 49-0 win over Mississippi College highlighted the season.

Date	Opponent	Site	Score	W/L
04	JEFFERSON	NEW ORLEANS	27-0	W
011	UL Lafayette	NEW ORLEANS	73-0	W
018	at Spring Hill	Jackson, Miss.	21-0	W
025	OLE MISS	Atlanta, Ga.	27-12	W
N1	MISSISSIPPI COL.	Houston, Texas	49-0	W
N8	FLORIDA	NEW ORLEANS	14-2	W
N15	at Georgia	Augusta, Ga.	7-7	T
N22	LSU	NEW ORLEANS	6-27	L
N27	WASHINGTON & LEE	NEW ORLEANS	0-7	L

1920

Record: (6-2-1)

Coach: Clark Shaughnessy

Another strong start and another 6-2-1 record tell the story of Tulane's 1920 season. The first four opponents were outscored by a combined 140-0 that fall. Tulane then fell to Michigan after a long train ride to Ann Arbor that marked the program's first-ever intersectional contest. The team went on to shut out its next three opponents, the last of which was LSU, which fell 21-0 in Baton Rouge. The nickname "Green Wave" was affixed to the program that season and it endured. Shaughnessy resigned after the season.

Date	Opponent	Site	Score	W/L
02	UL Lafayette	NEW ORLEANS	79-0	W
09	MISSISSIPPI COL.	NEW ORLEANS	29-0	W
016	RICE	NEW ORLEANS	0-0	T
023	OLE MISS	NEW ORLEANS	32-0	W
030	at Michigan	Ann Arbor, Mich.	0-21	L
N6	at Florida	Tampa, Fla.	14-0	W
N13	MISSISSIPPI STATE	NEW ORLEANS	6-0	W
N25	at LSU	Baton Rouge, La.	21-0	W
D4	DETROIT	NEW ORLEANS	0-7	L

1921

Record: (4-6)

Coach: Myron Fuller

Myron Fuller replaced Clark Shaughnessy as head coach and things did not work well. The Green Wave's record slid to 4-6, the first losing season for the program since 1913.

The 10-game schedule was the most ever for Tulane up to that point. The team won three of the first four before a collapse that saw only one win in the last six contests.

The only win during the skid was a 21-0 verdict over LSU. The last TD in the win over LSU came on a 65-yard punt return by a freshman named Alfred "Brother" Brown, who would go on to become one of Tulane's all-time great football players.

Date	Opponent	Site	Score	W/L
01	MISSISSIPPI COL.	NEW ORLEANS	0-14	L
08	OLE MISS	NEW ORLEANS	26-0	W
015	at Rice	Houston, Texas	7-6	W
022	MISSISSIPPI STATE	NEW ORLEANS	7-0	W
029	at Detroit	Detroit, Mich.	10-14	L
N5	AUBURN	NEW ORLEANS	0-14	L
N12	at Washington (MO)	St. Louis, Mo.	6-14	L
N19	LSU	NEW ORLEANS	21-0	W
N24	CENTRE	NEW ORLEANS	0-21	L
D3	ALABAMA	NEW ORLEANS	7-13	L

1922

Record: (4-4)

Coach: Clark Shaughnessy

Clark Shaughnessy returned to Tulane in 1922 and began laying the foundation for one of the greatest eras in the program's history by bringing in football players who would help to make Tulane a national power on the gridiron.

The season got off to a strong start as Tulane outscored the opposition 104-10 in racing to a 4-0 record. The final four games of the season were losses, however, and the final record was 4-4.

Date	Opponent	Site	Score	W/L
07	MISSISSIPPI COL.	NEW ORLEANS	30-0	W
014	SPRING HILL	NEW ORLEANS	30-10	W
021	CAMP BENNING	NEW ORLEANS	18-0	W
028	MISSISSIPPI STATE	NEW ORLEANS	26-0	W
N4	NORTH CAROLINA	NEW ORLEANS	12-19	L
N11	at Auburn	Montgomery, Ala.	0-19	L
N18	FLORIDA	NEW ORLEANS	6-27	L
N30	at LSU	Baton Rouge, La.	14-25	L


1923

Record: (6-3-1)

Coach: Clark Shaughnessy

A highlight of 1923 for Tulane football was the hiring of assistant coach Bernie Bierman, who would eventually replace Clark Shaughnessy as Tulane head coach and go on to a Hall of Fame career himself.

The 1923 team compiled a 3-3-1 mark before finishing with a flourish by winning its last three games by a combined score of 58-8. Those three wins at the end of the 1923 season kicked off a school record eight-game winning streak and was the beginning of a four-season stretch where Tulane compiled a 21-1-1 record.





Date	Opponent	Site	Score	W/L
S29	UL Lafayette	NEW ORLEANS	20-2	W
06	MISSISSIPPI COL.	NEW ORLEANS	18-3	W
013	at Texas	Beaumont, Texas	0-33	L
020	LOUISIANA TECH	NEW ORLEANS	13-7	W
027	at Vanderbilt	Nashville, Tenn.	0-17	L
N3	at Tennessee	Knoxville, Tenn.	2-13	L
N10	at Auburn	Montgomery, Ala.	6-6	T
N17	OLE MISS	NEW ORLEANS	19-0	W
N24	LSU	NEW ORLEANS	20-0	W
N29	WASHINGTON (MO)	NEW ORLEANS	19-8	W

1924

Record: (8-1)

Coach: Clark Shaughnessy

Tulane football exploded into national prominence in 1924, setting a new school record for wins with the only loss a 14-6 defeat to Mississippi State. The team won its first five, lost to MSU, then won its last three as captain Brother Brown led the offensive charge with several 100-yard rushing efforts.

Guard Milton Levy and backs Brown and Charles "Peggy" Flournoy were named All-Southern for their play in 1924 as the Green Wave outscored the opposition 201-59 over the course of the season.

Date	Opponent	Site	Score	W/L
S27	UL Lafayette	NEW ORLEANS	14-0	W
04	MISSISSIPPI COL.	NEW ORLEANS	32-7	W
011	LOUISIANA TECH	NEW ORLEANS	42-12	W
018	VANDERBILT	NEW ORLEANS	21-13	W
025	SPRING HILL	NEW ORLEANS	33-0	W
N1	MISSISSIPPI STATE	NEW ORLEANS	6-14	L
N8	at Auburn	Montgomery, Ala.	14-6	W
N15	TENNESSEE	NEW ORLEANS	26-7	W
N27	at LSU	Baton Rouge, La.	13-0	W

1925

Record: (9-0-1)

Coach: Clark Shaughnessy

For the second year in a row, Tulane set a school record for wins in a season as Clark Shaughnessy's finest Tulane team finished 9-0-1. The tie came against Missouri in game two and nobody else came within 10 points of this juggernaut.

All-American Charles "Peggy" Flournoy, one of the game's best punters, was also a threat toting the football and established TU records for touchdowns and points in a season and in a game that endure to this day. The 1925 team exploded to a 77-0 win over Louisiana College in the season opener as captain Lester Lautenschlaeger returned two punts for touchdowns. The Wave did not give up two TDs in any game and scored in double figures against everyone but Missouri.

Guard Milton Levy and Flournoy were named All-Southern for the second season in a row on a team full of stars that outscored the opposition by a combined 246-32. Tulane's administration turned down a Rose Bowl bid because the trip would keep the team away from its studies.

Date	Opponent	Site	Score	W/L
S26	LOUISIANA COLLEGE	NEW ORLEANS	77-0	W
03	MISSOURI	NEW ORLEANS	6-6	T
010	OLE MISS	NEW ORLEANS	26-7	W
017	MISSISSIPPI STATE	NEW ORLEANS	25-3	W
024	at Northwestern	Evanston, Ill.	18-7	W
031	at Auburn	Montgomery, Ala.	13-0	W
N7	LOUISIANA TECH	NEW ORLEANS	37-9	W
N14	SEWANEE	NEW ORLEANS	14-0	W
N21	at LSU	Baton Rouge, La.	16-0	W
N26	at Centenary	Shreveport, La.	14-0	W

1926

Record: (3-5-1)

Coach: Clark Shaughnessy

Tulane moved into its brand-new home on Willow Street on Oct. 23, even as Clark Shaughnessy was coaching his last season at Tulane and suffering his only losing campaign.

A 40-0 romp over Louisiana Tech got the season off to a promising start, but the team scored more than 10 points only once the rest of the season and finished 3-5-1.

Date	Opponent	Site	Score	W/L
S25	LOUISIANA TECH	NEW ORLEANS	40-0	W
02	at Missouri	Columbia, Mo.	0-0	T
09	at Georgia Tech	Atlanta, Ga.	6-9	L
016	at New York	New York, N.Y.	0-21	L
023	AUBURN	NEW ORLEANS	0-2	L
030	OLE MISS	NEW ORLEANS	6-0	W
N6	at Mississippi State	Starkville, Miss.	0-14	L
N13	at Sewanee	Sewanee, Tenn.	19-7	W
N25	LSU	NEW ORLEANS	0-7	L

1927

Record: (2-5-1)

Coach: Bernie Bierman

Former assistant coach Bernie Bierman, who had been head coach at Mississippi State for two years, returned to Tulane as head coach. Although Bierman was ultimately to lead Tulane football to its greatest heights, his first season ended with a 2-5-1 record. It marked the first time the Green Wave suffered back-to-back losing seasons since 1905-06 and it did not happen again until 1945-46.

The Green Wave defeated Ole Miss in the season opener and LSU in the season finale for its only two wins that fall. It was a dark period for a program used to better times, but the seed of future success was present in halfback Bill Banker, who helped Tulane back to prosperity quickly.

Date	Opponent	Site	Score	W/L
01	OLE MISS	NEW ORLEANS	19-7	W
08	at Georgia Tech	Atlanta, Ga.	6-13	L
015	MISSISSIPPI STATE	NEW ORLEANS	6-13	L
022	at Vanderbilt	Nashville, Tenn.	0-32	L
029	GEORGIA	NEW ORLEANS	0-31	L
N5	AUBURN	NEW ORLEANS	6-6	T
N12	at Sewanee	Sewanee, Tenn.	6-12	L
N24	at LSU	Baton Rouge, La.	13-6	W

1928

Record: (6-3-1)

Coach: Bernie Bierman

Bernie Bierman showed he had things pointed in the right direction when the Green Wave slaughtered its first two 1928 opponents by a combined score of 116-6 as Lake Charles native Bill Banker, the "Blond Blizzard," scored eight TDs. Captain Charles Rucker led a strong offensive line that helped the Green Wave outscore the opposition 264-76 that fall.

A narrow loss to Georgia Tech started a three-game losing streak, but when that streak was over, Tulane did not lose again for nearly two years. From Nov. 3, 1928, until Bierman left the program after the 1932 Rose Bowl, Tulane compiled a football record of 32-2-1.

Date	Opponent	Site	Score	W/L
S29	at Northwestern St.	Natchitoches, La.	65-0	W
06	at Mississippi State	Starkville, Miss.	51-6	W
013	GEORGIA TECH	NEW ORLEANS	0-12	L
020	VANDERBILT	NEW ORLEANS	6-13	L
027	at Georgia	Athens, Ga.	14-20	L
N3	MILLSAPS	NEW ORLEANS	27-0	W
N10	AUBURN	NEW ORLEANS	13-12	W
N17	SEWANEE	NEW ORLEANS	41-6	W
N24	LOUISIANA COLLEGE	NEW ORLEANS	47-7	W
N29	LSU	NEW ORLEANS	0-0	T



1925



1929

Record: (9-0) – Second Perfect Season

Coach: Bernie Bierman

Coach Bernie Bierman led a team of Tulane future legends to a 9-0 finish that featured five shutouts and plenty of offensive fireworks. Captain Bill Banker ended his magnificent Tulane career with All-America recognition. His name remains a fixture in the Tulane record book.

Running behind a ferocious line anchored by All-Southern center Lloyd "Preacher" Roberts, Banker and fellow halfback Ike Armstrong shredded opposing defenses as the Wave outscored the other side 297-45. Making his first appearance for the Green Wave that fall was a young Arkansan named Jerry Dalrymple, whose end play during his three-year career led many to consider him the finest player in

Date	Opponent	Site	Score	W/L
S28	NORTHWESTERN ST	NEW ORLEANS	40-6	W
05	TEXAS A&M	NEW ORLEANS	13-10	W
012	MISSISSIPPI STATE	NEW ORLEANS	34-0	W
019	UL Lafayette	NEW ORLEANS	60-0	W
026	GEORGIA TECH	NEW ORLEANS	20-14	W
N2	at Georgia	Columbus, Ga.	21-15	W
N9	AUBURN	NEW ORLEANS	52-0	W
N16	SEWANEEN	NEW ORLEANS	18-0	W
N28	at LSU	Baton Rouge, La.	21-0	W

1930

Record: (8-1)

Coach: Bernie Bierman

When the 1930 team lost the second game of the season to Northwestern on a chilly October afternoon in Chicago, it snapped a school-record 10-game winning streak. When the team roared back to beat Texas A&M the next weekend, a new streak was started and it stretched to the current school record of 18 wins in a row.

In fashioning an 8-1 record, Tulane outscored the opposition 263-30 in 1930, shutting out six of its nine opponents behind the end play of All-American Jerry Dalrymple. Sophomore Don Zimmerman replaced Bill Banker as Tulane's top offensive threat and would go on to All-America recognition himself.

Date	Opponent	Site	Score	W/L
S27	UL Lafayette	NEW ORLEANS	84-0	W
04	at Northwestern	Evanston, Ill.	0-14	L
011	at Texas A&M	College Station, Texas	19-9	W
018	B'HAM-SOUTHERN	NEW ORLEANS	21-0	W
025	at Georgia Tech	Atlanta, Ga.	28-0	W
N1	MISSISSIPPI STATE	NEW ORLEANS	53-0	W
N8	AUBURN	NEW ORLEANS	21-0	W
N15	GEORGIA	NEW ORLEANS	25-0	W
N27	LSU	NEW ORLEANS	12-7	W

1931

Record: (11-1) – Rose Bowl

Coach: Bernie Bierman

Arguably the best team in Tulane history, the 1931 team shut out eight of its regular season opponents, set a school record for wins, finished the regular season unbeaten at 11-0 and earned a Rose Bowl bid. Outscoring the opposition by an awesome 338-35, the team allowed only one regular season opponent within 14 points. Future Tulane Hall of Famers Lefty Haynes, John Scafide, Jerry Dalrymple, Red Dawson, Wop Glover, Don Zimmerman and Nollie Felts all started on offense in the Rose Bowl.

The unquestioned leader of this great team was Dalrymple, Tulane's first consensus All-American. Dalrymple's aggressive end play helped Tulane shut out eight of its first nine opponents in 1931, and 13 of 15 over a stretch dating back to the middle of the 1930 season. Offensively, Zimmerman's rushing and passing established an individual total offense record (1,459 yards) that endured 48 years.

The Rose Bowl encounter saw USC grab a 21-0 third quarter lead, only to have Tulane roar back on a Zimmerman-to-Haynes TD pass and a TD run by Glover that closed it to 21-12 before the Green Wave rally fell short.

Date	Opponent	Site	Score	W/L
S26	OLE MISS	NEW ORLEANS	31-0	W
03	TEXAS A&M	NEW ORLEANS	7-0	W
010	SPRING HILL	NEW ORLEANS	40-0	W
017	at Vanderbilt	Nashville, Tenn.	19-0	W
024	GEORGIA TECH	NEW ORLEANS	33-0	W
031	MISSISSIPPI STATE	NEW ORLEANS	59-7	W
N7	at Auburn	Montgomery, Ala.	27-0	W
N14	at Georgia	Athens, Ga.	20-0	W
N21	SEWANEEN	NEW ORLEANS	40-0	W
N28	LSU	NEW ORLEANS	34-7	W
D5	WASHINGTON STATE	NEW ORLEANS	28-14	W
ROSE BOWL - Att. 75,562				
J1	Southern Cal	Pasadena, Calif.	12-21	L

1932

Record: (6-2-1)

Coach: Ted Cox

Ted Cox, an assistant to Bernie Bierman since 1927, took over the head coaching reins and the winning tradition continued. All-American Don Zimmerman was a leader on both sides of the ball as he ended his career as Tulane's all-time leader in total offense and passes intercepted, setting records that lasted until the 1970s.

The Green Wave beat some big-time football teams in spite of being hard hit by graduation, but finishing 6-2-1 was considered a definite "rebuilding" effort for the Tulane program of that day. The Green Wave lost to LSU for the first time since 1926.

Date	Opponent	Site	Score	W/L
01	TEXAS A&M	NEW ORLEANS	26-14	W
08	GEORGIA	NEW ORLEANS	34-25	W
015	VANDERBILT	NEW ORLEANS	6-6	T
022	AUBURN	NEW ORLEANS	7-19	L
029	SOUTH CAROLINA	NEW ORLEANS	6-0	W
N5	at Georgia Tech	Atlanta, Ga.	20-14	W
N12	at Kentucky	Lexington, Ky.	6-3	W
N19	SEWANEEN	NEW ORLEANS	26-9	W
N26	at LSU	Baton Rouge, La.	0-14	L

1933

Record: (6-3-1, 4-2-1 SEC)

Coach: Ted Cox

As Tulane began its charter membership in the Southeastern Conference, Coach Ted Cox rallied his team to a 6-3-1 finish. The 1933 team lost its first two games, the first time Tulane was beaten in consecutive games since 1928, but the team lost only once more the rest of the year.

On Oct. 21, Howard "Bucky" Bryan returned a kickoff 100 yards on a muddy field to beat Georgia Tech 7-0.

Date	Opponent	Site	Score	W/L
S29	TEXAS A&M	NEW ORLEANS	6-13	L
07	at Georgia*	Athens, Ga.	13-26	L
014	MARYLAND	NEW ORLEANS	20-0	W
021	at Georgia Tech*	Atlanta, Ga.	7-0	W
028	AUBURN*	NEW ORLEANS	7-13	L
N4	at Colgate	Hamilton, N.Y.	7-0	W
N11	MISSISSIPPI STATE*	NEW ORLEANS	33-0	W
N18	KENTUCKY*	NEW ORLEANS	34-0	W
N25	SEWANEEN*	NEW ORLEANS	26-9	W
D2	LSU*	NEW ORLEANS	7-7	T

1934

Record: (10-1, 8-0 SEC) – Sugar Bowl

SEC Champions

Coach: Ted Cox

All-American Claude "Little Monk" Simons, son of legendary Green Wave trainer Claude "Big Monk" Simons, did everything but cut the grass as he led the way to a 10-1 record that included a 20-14 win over Temple in the first Sugar Bowl game. Simons led the team in rushing, passing and scoring, played great defense, punted well and returned kicks for TDs.

Coach Ted Cox's finest Tulane team's only loss was to Colgate before 50,000 fans in Yankee Stadium. Tulane and Alabama tied for the SEC Championship that fall with 7-0 conference records.

Simons took a lateral from Bucky Bryan on a punt and returned it 45 yards for a fourth quarter TD to beat LSU, 13-12, to earn the bowl bid.

In the Sugar Bowl game, Simons took a lateral from John McDaniel on a kickoff and brought it 85 yards for Tulane's first score to cut the Temple lead to 14-7. End Red Hardy caught second half TD passes from Bryan and Barney Mintz to give the Green Wave a 20-14 win and its first bowl victory.

Date	Opponent	Site	Score	W/L
S29	CHATTANOOGA	NEW ORLEANS	41-0	W
06	AUBURN*	NEW ORLEANS	13-0	W
013	at Florida*	Gainesville, Fla.	28-12	W
020	GEORGIA*	NEW ORLEANS	7-6	W
027	GEORGIA TECH*	NEW ORLEANS	20-12	W
N3	OLE MISS*	NEW ORLEANS	15-0	W
N10	at Colgate	Hamilton, N.Y.	6-20	L
N17	at Kentucky*	Lexington, Ky.	20-7	W
N24	SEWANEEN*	NEW ORLEANS	32-0	W
D1	at LSU*	Baton Rouge, La.	13-12	W
SUGAR BOWL - Att. 22,026				
J1	TEMPLE	NEW ORLEANS	20-14	W





1935

Record: (6-4, 3-3 SEC)

Coach: Ted Cox

The Green Wave posted its eighth consecutive winning season, but a 6-4 record was not enough to save Coach Ted Cox's job. Tulane got revenge on the Colgate team that dealt the Wave its only loss of 1934 when Barney Mintz's 90-yard interception return sparked a 14-6 win.

A 41-0 loss to LSU in the season finale was the final straw, however, and Cox became the only Tulane coach with a winning record ever to be fired. He stands as the only Tulane football coach of more than two seasons who never failed to field a winning team. Cox was replaced as head coach by Lowell "Red" Dawson, quarterback of the 1931 Rose Bowl team.

Date	Opponent	Site	Score	W/L
S28	VMI	NEW ORLEANS	44-0	W
05	AUBURN*	NEW ORLEANS	0-10	L
012	FLORIDA*	NEW ORLEANS	19-7	W
019	at Minnesota	Minneapolis, Minn.	0-20	L
026	SEWANE*	NEW ORLEANS	33-0	W
N2	COLGATE	NEW ORLEANS	14-6	W
N9	GEORGIA*	NEW ORLEANS	13-26	L
N16	KENTUCKY*	NEW ORLEANS	20-13	W
N23	NORTHWESTERN ST	NEW ORLEANS	13-0	W
N30	LSU*	NEW ORLEANS	0-41	L

1936

Record: (6-3-1, 2-3-1 SEC)

Coach: Red Dawson

Red Dawson's first Tulane team finished 6-3-1 and started the tradition of strong defense that was the hallmark of his tenure. Six of the 1936 opponents were held to less than 10 points, including Auburn, who Tulane tied 0-0. A four-game winning streak at mid-year was the season highlight, but the team took another thumping (33-0) from LSU at the end.

Dawson went national in his recruiting and began to bring in players that would lead Tulane football back to national prominence.

Date	Opponent	Site	Rank	Score	W/L
S26	OLE MISS*	NEW ORLEANS		7-6	W
03	AUBURN*	NEW ORLEANS		0-0	T
010	CENTENARY	NEW ORLEANS		19-0	W
017	at Colgate	Hamilton, N.Y.		28-6	W
024	NORTH CAROLINA	NEW ORLEANS	18/NR	21-7	W
031	LOUISIANA TECH	NEW ORLEANS	9/NR	22-13	W
N7	at Alabama*	Birmingham, Ala.	10/14	7-34	L
N14	GEORGIA*	NEW ORLEANS		6-12	L
N21	SEWANE*	NEW ORLEANS		53-6	W
N28	at LSU*	Baton Rouge, La.	19/2	0-33	L

1937

Record: (5-4-1, 2-3-1 SEC)

Coach: Red Dawson

The 1937 Tulane team finished 5-4-1, the program's 10th consecutive winning season. Eight of the 10 opponents scored less than 10 points and the team featured the running attack expected of a Red Dawson-coached squad. The highlight of the season was an 84-0 thrashing of Mississippi College, which saw Tulane rush for a school-record 638 yards, while the opposition gained only seven.

Date	Opponent	Site	Rank	Score	W/L
S25	CLEMSON	NEW ORLEANS		7-0	W
02	AUBURN*	NEW ORLEANS		0-0	T
09	MISSISSIPPI COLLEGE	NEW ORLEANS		84-0	W
016	at Colgate	Hamilton, N.Y.		7-6	W
023	at North Carolina	Chapel Hill, N.C.		0-13	L
030	OLE MISS*	NEW ORLEANS		14-7	W
N6	ALABAMA*	NEW ORLEANS	19/2	6-9	L
N13	at Georgia*	Athens, Ga.		6-7	L
N20	SEWANE*	NEW ORLEANS		13-7	W
N27	LSU*	NEW ORLEANS	NR/8	7-20	L

1938

Record: (7-2-1, 4-1-1 SEC)

Final Ranking: #19 AP Poll

Coach: Red Dawson

Coach Red Dawson's program began to take hold in 1938 as Tulane won seven of its last eight games to finish 7-2-1. The only losses were by three points each to Clemson and Alabama. All-America end Ralph Wenzel and All-SEC running back Warren Brunner led the charge, but good football players walked the Tulane campus in numbers. Five opponents failed to cross the Tulane goal line that fall.

The Green Wave beat LSU for the first time since 1934, but the game was marred by a massive brawl that spilled over into the cane fields that surrounded Tiger Stadium in those days. The battle would stop momentarily when the band played the national anthem, only to resume when the last note sounded.

Date	Opponent	Site	Rank	Score	W/L
S24	CLEMSON	NEW ORLEANS		10-13	L
01	AUBURN*	NEW ORLEANS		0-0	T
08	at North Carolina	Chapel Hill, N.C.		17-14	W
015	RICE	NEW ORLEANS		26-17	W
022	MERCER	NEW ORLEANS		51-0	W
029	MISSISSIPPI STATE*	NEW ORLEANS		27-0	W
N5	at Alabama*	Birmingham, Ala.	NR/15	0-3	L
N12	GEORGIA*	NEW ORLEANS		28-6	W
N19	SEWANE*	NEW ORLEANS		38-0	W
N26	LSU*	NEW ORLEANS		14-0	W

1939

Record: (8-1-1, 5-0 SEC)

SEC Champions

Coach: Red Dawson

The 1939 team was one of Tulane's finest, finishing the regular season unbeaten and dropping a hotly-contested 14-13 decision to Texas A&M in the Sugar Bowl. Captain Paul Krueger led a blue-collar team through a tough schedule and won with defense and a punishing running game.

Coach Red Dawson assembled this team from 13 states and the Panama Canal Zone. Five of nine regular season opponents were shut out and two others scored only once. At one point, the Dawson juggernaut shut out three consecutive opponents by a combined score of 90-0.

End Ralph Wenzel and tackle Harley McCollum earned All-America recognition and guard Tommy O'Boyle and back Bobby "Jitterbug" Kellogg were named All-SEC.

When the regular season ended 8-0-1, Tulane was matched with unbeaten Texas A&M in the Sugar Bowl, and the game was a great one. A&M led 7-0 at the half, but Kellogg returned a punt 75 yards to tie it in the third period. Tough running by Fred Cassibry set up a TD rush by Monette Butler that staked Tulane to a 13-7 lead after the conversion was blocked. The Aggies struck back through the air, scoring the winning TD on a pass and lateral that Tulane hotly-contested was an illegal "pick" play. The TD stood, and one of Tulane's great football teams had suffered its only loss.

Date	Opponent	Site	Rank	Score	W/L	Att.
S30	CLEMSON	NEW ORLEANS		7-6	W	
07	AUBURN*	NEW ORLEANS		12-0	W	
014	FORDHAM	NEW ORLEANS		7-0	W	
021	NORTH CAROLINA	NEW ORLEANS		14-14	T	
028	OLE MISS*	NEW ORLEANS	9/14	18-6	W	
N11	ALABAMA*	NEW ORLEANS	7/20	13-0	W	
N18	at Columbia	New York, N.Y.	6/NR	25-0	W	
N25	SEWANE*	NEW ORLEANS	5/NR	52-0	W	
D2	LSU*	NEW ORLEANS	5/NR	33-20	W	41,531
SUGAR BOWL						
J1	TEXAS A&M	NEW ORLEANS	5/1	13-14	L	73,000

1940

Record: (5-5, 1-3 SEC)

Coach: Red Dawson

Hit hard by graduation, Tulane's 1940 team posted a 5-5 record, marking the first time since 1927 that the Green Wave did not field a winning football team. Coach Red Dawson rallied the troops after the season started 0-3, but a loss to LSU in the season finale prevented a winning campaign. Guard Tommy O'Boyle earned All-America recognition as he led the charge for Dawson's ground-oriented attack. The 1940 team still holds the season record for rushing attempts with 649.

Date	Opponent	Site	Rank	Score	W/L	Att.
S28	BOSTON COLLEGE	NEW ORLEANS		7-27	L	
05	AUBURN*	NEW ORLEANS		14-20	L	
012	at Fordham	Bronx, N.Y.		7-20	L	
019	RICE	NEW ORLEANS		15-6	W	
026	at North Carolina	Chapel Hill, N.C.		14-13	W	
N2	CLEMSON	NEW ORLEANS	NR/10	13-0	W	
N9	at Alabama*	Birmingham, Ala.		6-13	L	
N16	GEORGIA*	NEW ORLEANS		21-13	W	
N23	NORTHWESTERN ST.	NEW ORLEANS		47-0	W	
N30	at LSU*	Baton Rouge, La.		0-14	L	30,799



1938



1941

Record: (5-4, 2-3 SEC)
Coach: Red Dawson

The nation drifted toward World War II as Red Dawson delivered a winning record in his last season as Tulane head coach. The 1941 team finished 5-4 and displayed a bit more offense than Dawson's previous squads, scoring better than 30 points in four of their five wins.

Ernie Blandin led the way from his tackle spot and was named a consensus All-American after the season. Bobby Glass, who would be killed in action in World War II, led the rushing attack with 683 yards and eight TDs. Lou Thomas established a season record with an average of 6.8 yards total offense per play, and also returned a kickoff 100 yards in a 52-6 win over North Carolina.

Date	Opponent	Site	Rank	Score	W/L	Att.
S27	BOSTON COLLEGE	NEW ORLEANS		21-7	W	
O4	AUBURN*	NEW ORLEANS		32-0	W	
O11	at Rice	Houston, Texas		9-10	L	
O18	NORTH CAROLINA	NEW ORLEANS	17/NR	52-6	W	
O25	OLE MISS*	NEW ORLEANS	10/NR	13-20	L	
N1	at Vanderbilt*	Nashville, Tenn.	NR/10	34-14	W	
N8	ALABAMA*	NEW ORLEANS	14/NR	14-19	L	
N15	at New York	New York, N.Y.		45-0	W	
N29	LSU*	NEW ORLEANS		0-19	L	50,764

1942

Record: (4-5, 1-4 SEC)
Coach: Claude Simons Jr.

Claude "Little Monk" Simons, an All-American for the Green Wave in 1934, took over the head coaching reins from Red Dawson and was faced with putting together a football team during the chaos of World War II. Players were leaving for military service, while others were coming to campus from other universities to participate in military training programs.

Simons led the Wave against a nine-game schedule and wound up with a 4-5 record, Tulane's first losing season since 1927. The season started off well as Tulane journeyed west to defeat the USC Trojans, 27-13. A three-game losing skid to conclude the season ended hopes of a winning campaign.

Lou Thomas led the team in rushing and passing.

Date	Opponent	Site	Rank	Score	W/L	Att.
S26	at Southern Cal	Los Angeles, Calif.		27-13	W	
O3	AUBURN*	NEW ORLEANS		13-27	L	
O10	RICE	NEW ORLEANS		18-7	W	
O17	at Georgia*	Athens, Ga.	NR/2	0-40	L	
O24	NORTH CAROLINA	NEW ORLEANS	NR/19	29-14	W	
O31	VANDERBILT*	NEW ORLEANS		28-21	W	
N7	MISSISSIPPI STATE*	NEW ORLEANS		0-7	L	
N14	GA. NAVY P-F	NEW ORLEANS		0-7	L	
N26	at LSU*	Baton Rouge, La.		6-18	L	30,071

1943

Record: (3-3, 1-1 SEC)
Coach: Red Dawson

The six games Tulane played in 1943 were the fewest since the wartime year of 1918, and Monk Simons led his second Green Wave squad to a 3-3 record. End Ray Olsen, guard Gaston Bourgeois, center Lester Gatewood and back Joe Renfroe all earned All-SEC recognition that fall. Bourgeois, a 16-year-old freshman, started for Tulane for four years and earned All-SEC recognition each season. The 1943 victories came over Rice, SMU and LSU.

Date	Opponent	Site	Rank	Score	W/L	Att.
O2	MEMPHIS NAVY	NEW ORLEANS		7-41	L	
O9	at Rice	Houston, Texas		33-0	W	
O23	SMU	NEW ORLEANS		12-6	W	
O30	GA. NAVY P-F	NEW ORLEANS		13-14	L	
N13	GEORGIA TECH*	NEW ORLEANS	NR/19	0-33	L	
N20	LSU*	NEW ORLEANS		27-0	W	35,893

1944

Record: (4-3, 1-2 SEC)
Coach: Claude Simons Jr.

Monk Simons fielded his only winning team in 1944 as the squad finished another war-abbreviated schedule 4-3.

This team enjoyed considerable success on the ground as it rushed for more than 300 yards four times, the only Tulane team since 1940 to do so. The biggest victims of the Tulane running game were Clemson (504 yards) and SMU (417 yards). Dub Jones led Wave rushers with 700 yards and earned All-America recognition.

Date	Opponent	Site	Rank	Score	W/L	Att.
O7	at Notre Dame	South Bend, Ind.		0-26	L	45,000
O14	RICE	NEW ORLEANS		21-0	W	30,000
O21	AUBURN*	NEW ORLEANS		16-13	W	
O28	SMU	NEW ORLEANS		27-7	W	22,000
N11	at Georgia Tech*	Atlanta, Ga.	NR/13	7-34	L	
N18	CLEMSON	NEW ORLEANS		36-20	W	10,000
D2	at LSU*	Baton Rouge, La.		6-25	L	25,248

1945

Record: (2-6-1, 1-3-1 SEC)
Coach: Claude Simons Jr.

The wartime shuffling of players on and off campus finally caught up with Tulane, and the 2-6-1 record in 1945 was the school's worst since 1910. Coach Monk Simons had his team off to a 2-2-1 start in his final season, but then saw his team suffer through a four-game losing streak at the end.

Ernest Crouch produced one of the highlights of the season by returning two interceptions for touchdowns in a 19-7 win over SMU, a single-game record that still stands.

Date	Opponent	Site	Rank	Score	W/L	Att.
O6	FLORIDA*	NEW ORLEANS		6-6	T	20,000
O13	at Rice	Houston, Texas		7-13	L	14,000
O20	AUBURN*	NEW ORLEANS		14-20	L	
O27	SMU	NEW ORLEANS		19-7	W	28,000
N3	MISSISSIPPI STATE*	NEW ORLEANS	NR/15	14-13	W	25,000
N10	GEORGIA TECH*	NEW ORLEANS		7-41	L	30,000
N17	CLEMSON	NEW ORLEANS		20-47	L	18,000
N24	NOTRE DAME	NEW ORLEANS	NR/5	6-21	L	63,000
D1	LSU*	NEW ORLEANS		0-33	L	52,644

1946


Record: (3-7, 2-4 SEC)
Coach: Henry Frnka

Coach Henry Frnka moved to Tulane to take over the football program after leading Tulsa to four bowl games, including two Sugar Bowls. The initial results were disappointing, but Frnka was laying a foundation that would produce significant success for the Green Wave in the late 1940s.

One of the keys to that foundation was New Orleanian Eddie Price, just out of the Navy and about to become one of the most feared rushers in college football. Price played sparingly early in his freshman year, but still led Tulane in rushing with 309 yards.

The 1946 team ended with a 3-7 record as military veterans like Bennie Ellender, O.J. Key, Ken Tarzetti, Vic Klein and Don Fortier returned to campus to help Frnka rebuild Tulane football fortunes.

Date	Opponent	Site	Rank	Score	W/L	Att.
S28	ALABAMA*	NEW ORLEANS		6-7	L	64,371
O5	FLORIDA*	NEW ORLEANS		27-13	W	35,000
O12	RICE	NEW ORLEANS		6-25	L	45,000
O19	AUBURN*	NEW ORLEANS		32-0	W	35,000
O26	MISSISSIPPI STATE*	NEW ORLEANS		7-14	L	45,000
N9	CLEMSON	NEW ORLEANS		54-13	W	25,301
N16	at Georgia Tech*	Atlanta, Ga.	NR/7	7-35	L	32,000
N23	NOTRE DAME	NEW ORLEANS	NR/2	0-41	L	65,841
N30	at LSU*	Baton Rouge, La.	NR/9	27-41	L	46,000
D21	SOUTHERN CAL	NEW ORLEANS		13-20	L	25,000





1947

Record: (2-5-2, 2-3-2 SEC)

Coach: Henry Frnka

Henry Frnka's second Green Wave team finished 2-5-2, but some of the pieces of the squad that exploded to success in 1948 were beginning to fall into place.

Sophomore Eddie Price led Tulane in rushing again. Against Auburn, Price rambled for 103 yards and Johnny Campora added 104 as Tulane rolled up 431 yards on the ground in a 40-0 win.

Against Alabama in the season opener, Price returned a kickoff 100 yards and Bennie Ellender came right back with a TD pass to Ray Prats as Tulane exploded for two quick TDs that keyed a 21-20 win.

Date	Opponent	Site	Rank	Score	W/L
S27	ALABAMA*	NEW ORLEANS		21-20	W
O4	GEORGIA TECH*	NEW ORLEANS		0-20	L
O11	at Rice	Houston, Texas	NR/16	0-3	L
O18	OLE MISS*	NEW ORLEANS		14-27	L
O25	AUBURN*	NEW ORLEANS		40-0	W
N1	MISSISSIPPI STATE*	NEW ORLEANS		0-20	L
N15	FLORIDA*	NEW ORLEANS		7-7	T
N22	at Notre Dame	South Bend, Ind.	NR/2	6-59	L
D6	LSU*	NEW ORLEANS		6-6	T

1948

Record: (9-1, 5-1 SEC)

Final Ranking: #13 AP Poll

Coach: Henry Frnka

Junior Eddie Price led the Green Wave to a 9-1 record with 1,178 yards rushing, as he gained at least 100 yards in seven of the team's 10 games.

Coach Henry Frnka also crafted a strong passing attack that fall, as sophomore Joe Ernst threw for 809 yards and Dick Sheffield set a season record that lasted 22 years by averaging 18.6 yards per catch.

Operating behind a forward wall that included All-SEC tackle Paul Lea and center Stan Kottemann, Price and Ernst helped the Wave end the season on an eight-game winning streak as the only loss came to Georgia Tech in game two.

Defensively, linebacker Bill Svoboda and defensive back Bobby Jones led a unit that shut out four opponents and did not allow anyone to score more than twice. The season ended on a pleasant note as Tulane swamped LSU 46-0 in Baton Rouge. The team was richly deserving of a bowl invite but got none.

Date	Opponent	Site	Rank	Score	W/L
S25	ALABAMA*	NEW ORLEANS		21-14	W
O2	at Georgia Tech*	Atlanta, Ga.		7-13	L
O9	SOUTH CAROLINA	NEW ORLEANS		14-0	W
O16	OLE MISS*	NEW ORLEANS	NR/10	20-7	W
O23	AUBURN*	NEW ORLEANS	17/NR	21-6	W
O30	MISSISSIPPI STATE*	NEW ORLEANS	19/NR	9-0	W
N6	VMI	NEW ORLEANS	20/NR	28-7	W
N13	BAYLOR	NEW ORLEANS		35-13	W
N20	at Cincinnati	Cincinnati, Ohio	14/NR	6-0	W
N27	at LSU*	Baton Rouge, La.	14/NR	46-0	W

1949

Record: (7-2-1, 5-1 SEC)

SEC Champions

Coach: Henry Frnka

All-American Eddie Price ran wild again, rushing for 1,137 yards in only nine games as Tulane finished 7-2-1. Price ended his fabulous career as the NCAA's all-time leading rusher with 3,095 career yards. He rushed for 238 yards against Navy that season in his finest career performance, and had five games over 100 yards in the nine he played.

The team won its first three games to stretch the school's winning streak to 11. The only losses were to Notre Dame and LSU. A big upset by LSU in the season finale probably cost Tulane a bowl berth.

Tackle Paul Lea was named All-SEC for the second season in a row, and Jimmy Glisson set school records in the secondary with four interceptions in one game and nine in a season.

Date	Opponent	Site	Rank	Score	W/L	Att.
S24	Alabama*	Mobile, Ala.		28-14	W	
O1	GEORGIA TECH*	NEW ORLEANS		18-0	W	
O8	SOUTHEASTERN LA	NEW ORLEANS	4/NR	40-0	W	
O15	at Notre Dame	South Bend, Ind.	4/1	7-46	L	
O22	AUBURN*	NEW ORLEANS	20/NR	14-6	W	
O29	MISSISSIPPI STATE*	NEW ORLEANS		54-6	W	
N5	NAVY	NEW ORLEANS		21-21	T	
N12	at Vanderbilt*	Nashville, Tenn.		41-14	W	
N19	at Virginia	Charlottesville, Va.	19/NR	28-14	W	
N26	LSU*	NEW ORLEANS	10/13	0-21	L	79,292

1950

Record: (6-2-1, 3-1-1 SEC)

Final Ranking: #20 AP Poll

Coach: Henry Frnka

Coach Henry Frnka led the Green Wave to its third consecutive winning season with a 6-2-1 record. Harold Waggoner replaced Price as the team's top rusher, and he set a new season record by averaging 6.8 yards per carry.

Quarterback Joe Ernst set a new Tulane record with 990 passing yards. In a 27-0 win over Navy, he connected with Joe Shinn 10 times for 152 yards. Ernst's yardage record lasted 19 years, while Shinn's single-game receiving marks stood for 32 seasons. Tackle Paul Lea was named All-SEC for the third year in a row, the only Tulane player to ever achieve this honor.

Date	Opponent	Site	Rank	Score	W/L
S30	ALABAMA*	NEW ORLEANS		14-26	L
O7	LA COLLEGE	NEW ORLEANS		64-0	W
O14	NOTRE DAME	NEW ORLEANS	NR/10	9-13	L
O21	OLE MISS*	NEW ORLEANS		27-20	W
O28	at Auburn*	Auburn, Ala.		28-0	W
N11	at Navy*	Baltimore, Md.		27-0	W
N18	VIRGINIA	NEW ORLEANS		42-18	W
N25	VANDERBILT*	NEW ORLEANS		35-6	W
D2	LSU*	NEW ORLEANS	20/NR	14-14	T

1951

Record: (4-6, 1-5 SEC)

Coach: Henry Frnka

Tulane posted a losing 4-6 mark in Coach Henry Frnka's final season. Facing an athletic deficit, the university put football on an austerity program and limited the number of scholarships. Coach Frnka left Tulane after the 1951 season with 31 wins.

A lanky Texan named Max McGee, who went on to earn fame in the NFL as a wide receiver, led Tulane rushers as a sophomore with 537 yards. W.C. McElhannon led the team with 33 receptions and Lester Kennedy just missed the school record with eight interceptions.

Date	Opponent	Site	Rank	Score	W/L
S29	MIAMI (FLA)	NEW ORLEANS		21-7	W
O6	BAYLOR	NEW ORLEANS	NR/19	14-27	L
O13	HOLY CROSS	NEW ORLEANS	NR/15	20-14	W
O20	at Ole Miss*	Oxford, Miss.		6-25	L
O27	AUBURN*	NEW ORLEANS		0-21	L
N3	MISSISSIPPI STATE*	NEW ORLEANS		7-10	L
N10	KENTUCKY*	NEW ORLEANS	NR/12	0-37	L
N17	at Vanderbilt*	Nashville, Tenn.		14-10	W
N24	SE LOUISIANA	NEW ORLEANS		48-7	W
D1	at LSU*	Baton Rouge, La.		13-14	L

1952

Record: (5-5, 3-5 SEC)

Coach: Raymond Wolf

Raymond "Bear" Wolf replaced Henry Frnka as head coach and rallied the squad from a 1-3 start to end up 5-5. The offensive highlight of the season was a 46-14 romp over Louisiana College that saw quarterback Fred Dempsey throw five TD passes. In that game, Tulane rushed for 240 yards and passed for 219.

Max McGee led Tulane rushers for the second straight season, but Roy Bailey had some bright moments, rushing for 127 yards against Mississippi State and 121 yards against Vanderbilt.

Date	Opponent	Site	Rank	Score	W/L
S27	GEORGIA*	NEW ORLEANS		16-21	L
O4	SANTA CLARA	NEW ORLEANS		35-0	W
O11	at Georgia Tech*	Atlanta, Ga.	NR/5	0-14	L
O18	OLE MISS*	NEW ORLEANS		14-20	L
O25	at Auburn*	Auburn, Ala.		21-6	W
N1	MISSISSIPPI STATE*	NEW ORLEANS		34-21	W
N8	at Kentucky*	Lexington, Ky.		6-27	L
N15	VANDERBILT*	NEW ORLEANS		16-7	W
N22	LA. COLLEGE	NEW ORLEANS		46-14	W
N29	LSU*	NEW ORLEANS		0-16	L



1949



1953

Record: (1-8-1, 0-7 SEC)

Coach: Raymond Wolf

Coach Bear Wolf's brief tenure came to an end after a 1-8-1 record. Led by Max McGee's 132 yards, Tulane rushed for 432 yards and demolished The Citadel 54-6 in the season opener. The team did not win another game as scholarship limits began to show up on the scoreboard. McGee ended the year as the squad's leading rusher for the third year in a row.

Date	Opponent	Site	Rank	Score	W/L
S19	THE CITADEL	NEW ORLEANS		54-6	W
S26	at Georgia*	Athens, Ga.		14-16	L
O3	at Michigan	Ann Arbor, Mich.	NR/4	7-26	L
O10	GEORGIA TECH*	NEW ORLEANS	NR/10	13-27	L
O17	OLE MISS*	NEW ORLEANS		14-45	L
O24	Auburn*	Mobile, Ala.		7-34	L
O31	ARMY	NEW ORLEANS	NR/15	0-0	T
N7	MISSISSIPPI STATE*	NEW ORLEANS		0-21	L
N14	VANDERBILT*	NEW ORLEANS		7-21	L
N28	at LSU*	Baton Rouge, La.		13-32	L

1954

Record: (1-6-3, 1-6-1 SEC)

Coach: Andy Pilney

Long-time Tulane assistant and former Notre Dame All-American Andy Pilney assumed the coaching reins of a football program that needed a boost, and he made an immediate impact. The 1954 squad showed significant improvement on defense, and that kept them in more football games.

Although the team won only once, they played to a school record three ties and lost a tough 14-13 decision to LSU in the season finale. Pilney began to turn it around in 1954, and the results got a lot better the next two seasons. The only win in a 1-6-3 season was a 6-0 triumph over Vanderbilt.

Date	Opponent	Site	Rank	Score	W/L	Att.
S18	at Georgia Tech*	Atlanta, Ga.	NR/7	0-28	L	28,000
S25	MEMPHIS	NEW ORLEANS		13-13	T	
O2	NORTH CAROLINA	NEW ORLEANS		7-7	T	15,000
O9	MISSISSIPPI STATE*	NEW ORLEANS		0-14	L	17,000
O16	at Ole Miss*	Oxford, Miss.	NR/7	7-34	L	22,500
O23	GEORGIA*	NEW ORLEANS		0-7	L	16,000
O30	Auburn*	Mobile, Ala.		0-27	L	13,500
N6	ALABAMA*	NEW ORLEANS		0-0	T	22,000
N13	at Vanderbilt*	Nashville, Tenn.		6-0	W	15,000
N27	LSU*	NEW ORLEANS		13-14	L	

1955

Record: (5-4-1, 3-3-1)

Coach: Andy Pilney

Co-captains Tony Sardisco and Bryan Burnthorne led a resurgence in Tulane football as the program enjoyed its first winning season since 1950. Coach Andy Pilney's second Green Wave squad won three consecutive games late in the year to ensure a winning campaign.

Fullback Ronny Quillian finished second in the SEC in rushing and punting and had a big game in a Tulane win over Alabama, scoring two touchdowns, rushing for 107 yards and launching a 72-yard punt. Quarterback Gene Newton also had some big games, running for both TDs in a 14-0 win over Georgia in Athens, passing for two TDs in a win over Auburn and scoring a TD in the 13-13 tie with LSU.

In the season opener, the Green Wave beat VMI 20-7 in the first night game ever in Tulane Stadium.

Date	Opponent	Site	Rank	Score	W/L
S17	VMI	NEW ORLEANS		20-7	W
S24	at Texas	Austin, Texas		21-35	L
O1	NORTHWESTERN	NEW ORLEANS		21-0	W
O8	at Mississippi State*	Starkville, Miss.		0-14	L
O15	OLE MISS*	NEW ORLEANS		13-27	L
O22	at Georgia*	Athens, Ga.		14-0	W
O29	AUBURN*	NEW ORLEANS	NR/8	27-13	W
N5	Alabama*	Mobile, Ala.		27-7	W
N12	VANDERBILT*	NEW ORLEANS		7-20	L
N26	at LSU*	Baton Rouge, La.		13-13	T

1956

Record: (6-4, 3-3 SEC)

Coach: Andy Pilney

Andy Pilney did one of the great coaching jobs in Tulane history, crafting a 6-4 record that included one point losses to Texas and LSU. Coaching a team of true student-athletes during a period of financial austerity, he led the program to its second consecutive winning season against a tough schedule.

Ronny Quillian, running behind the tough blocking of fellow captains Donald Miller and Dalton Truax, led the team in rushing for the second straight season. Against Mississippi State, Quillian rushed for 141 yards and scored the game-winning TD in the final two minutes.

Quarterback Gene Newton had some big moments, breaking off an 86-yard TD run to help defeat Ole Miss in Jackson, catching a 71-yard pass against Alabama and tossing five TD passes in wins over Virginia Tech and Navy. Sophomore Claude "Boo" Mason showed promise of things to come by rushing for 128 yards against LSU.

Date	Opponent	Site	Rank	Score	W/L
S22	VIRGINIA TECH	NEW ORLEANS		21-14	W
S29	TEXAS	NEW ORLEANS		6-7	L
O6	at Northwestern	Evanston, Ill.		20-13	W
O13	NAVY	NEW ORLEANS	NR/14	21-6	W
O20	at Ole Miss*	Jackson, Miss.	19/6	10-3	W
O27	at Georgia Tech*	Atlanta, Ga.	15/3	0-40	L
N3	MISSISSIPPI STATE*	NEW ORLEANS		20-14	W
N10	ALABAMA*	NEW ORLEANS		7-13	L
N17	at Vanderbilt*	Nashville, Tenn.		13-6	W
D1	LSU*	NEW ORLEANS		6-7	L

1957

Record: (2-8, 1-5)

Coach: Andy Pilney

The Green Wave slumped to 2-8 in 1957, the first of a school-record nine consecutive losing seasons. The wins came against Marquette and Alabama.

Defense against the pass was a highlight, as the Green Wave held the opposition to only 33 completions, a modern school record.

Junior Boo Mason led the team in rushing and he enjoyed big games against Army, rushing for 130 yards, and Marquette, against whom he scored two touchdowns in a 20-6 Tulane win.

Date	Opponent	Site	Rank	Score	W/L
S20	VIRGINIA TECH	NEW ORLEANS		13-14	L
S28	at Texas	Austin, Texas	NR/13	6-20	L
O5	at Marquette	Milwaukee, Wis.		20-6	W
O11	GEORGIA*	NEW ORLEANS		6-13	L
O18	OLE MISS*	NEW ORLEANS	NR/11	0-50	L
O26	GEORGIA TECH*	NEW ORLEANS		13-20	L
N2	at Mississippi State*	Jackson, Miss.		6-27	L
N9	Alabama*	Mobile, Ala.		7-0	W
N16	at Army	West Point, N.Y.	NR/10	14-20	L
N30	at LSU*	Baton Rouge, La.		6-25	L

1958


Record: (3-7, 1-5 SEC)

Coach: Andy Pilney

Coach Andy Pilney improved the Green Wave's record slightly, beating Navy, Texas Tech and Alabama to finish 3-7. Quarterback Richie Petitbon, who went on to an All-Pro career as a defensive back with the Chicago Bears, earned All-SEC recognition as he completed 66 of 125 passes for 728 yards.

In the win over Texas Tech, Boo Mason gained 104 yards receiving to become the first player in Tulane history to gain 100 yards in a game rushing and receiving in his career.

The season ended on a sour note as national champion LSU poured it on 62-0.



1956



Date	Opponent	Site	Rank	Score	W/L	Att.
S20	at Florida*	Gainesville, Fla.		14-34	L	
S26	TEXAS	NEW ORLEANS		20-21	L	
04	at Georgia Tech*	Atlanta, Ga.		0-14	L	
011	OLE MISS*	NEW ORLEANS	NR/7	8-19	L	
018	Navy	Norfolk, Va.	NR/6	14-6	W	
025	at Kansas	Lawrence, Kan.		9-14	L	
031	TEXAS TECH	NEW ORLEANS		27-0	W	
N7	Alabama*	Mobile, Ala.		13-7	W	
N15	at Vanderbilt*	Nashville, Tenn.		0-12	L	
N22	LSU*	NEW ORLEANS	NR/1	0-62	L	83,221

1959

Record: (3-6-1, 0-5-1 SEC)

Coach: Andy Pilney

The Green Wave suffered its third consecutive losing season, but there was reason for hope in the presence of young running backs Tommy Mason and Terry Terrebonne. While Mason was a year away from one of the great seasons in Tulane history, there was nothing wrong with Terrebonne. The sophomore from New Orleans had big games in consecutive wins over Wake Forest and Detroit. Against Wake Forest, Terrebonne rushed for 112 yards in a 6-0 victory, while his 49-yard TD run keyed a 25-0 romp over Detroit.

A fog-shrouded win over Texas Tech the night before Halloween was the third victory in the 1959 season.

Date	Opponent	Site	Rank	Score	W/L	Att.
S18	FLORIDA*	NEW ORLEANS		0-30	L	24,086
S25	at Miami (Fla.)	Miami, Fla.		7-26	L	35,688
03	WAKE FOREST	NEW ORLEANS		6-0	W	14,604
09	DETROIT	NEW ORLEANS		25-0	W	14,246
017	at Ole Miss*	Oxford, Miss.	NR/5	7-53	L	24,000
024	GEORGIA TECH*	NEW ORLEANS	NR/9	13-21	L	21,852
030	TEXAS TECH	NEW ORLEANS		17-7	W	13,216
N7	Alabama*	Mobile, Ala.		7-19	L	29,000
N14	VANDERBILT*	NEW ORLEANS		6-6	T	13,698
N21	at LSU*	Baton Rouge, La.	NR/3	6-14	L	65,000

1960

Record: (3-6-1, 1-4-1 SEC)

Coach: Andy Pilney

All-American Tommy Mason had one of the great seasons in Tulane football history as he led the SEC in rushing and scored 13 touchdowns. A versatile performer, Mason set a single-season record for all-purpose yardage (1,452 yards) that endured 28 years.

Tulane finished 3-6-1 in 1960, but the losing season did not dim Mason's luster as far as pro scouts were concerned. He was the first player selected in the NFL draft that year, going to the Minnesota Vikings.

Quarterback Phil Nugent also had a fine season, as his 880 passing yards were the most by a Tulane player in 10 years.

Date	Opponent	Site	Rank	Score	W/L	Att.
S17	at California	Berkeley, Calif.		7-3	W	37,500
S24	ALABAMA*	NEW ORLEANS	NR/5	6-6	T	42,000
01	at Rice	Houston, Texas		7-10	L	30,000
015	OLE MISS*	NEW ORLEANS	NR/1	13-26	L	72,000
022	at Georgia Tech*	Atlanta, Ga.		6-14	L	44,000
028	WILLIAM & MARY	NEW ORLEANS		40-8	W	22,000
N5	at Texas Tech	Lubbock, Texas		21-35	L	15,000
N12	at Florida*	Gainesville, Fla.	NR/20	6-21	L	43,000
N19	at Vanderbilt*	Nashville, Tenn.		20-0	W	16,000
N26	LSU*	NEW ORLEANS		6-17	L	73,000

1961

Record: (2-8, 1-5 SEC)

Coach: Andy Pilney

Andy Pilney's eight-year term as head coach, the second-longest in Tulane history, ended in a 2-8 season. Only Clark Shaughnessy lasted longer at the Green Wave helm, a testament to Pilney's coaching acumen in the face of restricted budgets and stiff academic standards.

Unable to effectively replace the graduated Tommy Mason, Tulane was shut out five times in 10 games, the final loss a 62-0 verdict to LSU. The two victories that season were over Virginia Tech and Vanderbilt. The season-ending loss to LSU began a school-record 17-game losing streak.

Date	Opponent	Site	Rank	Score	W/L	Att.
S23	at Stanford	Palo Alto, Calif.		7-9	L	20,562
S30	Alabama*	Mobile, Ala.	NR/4	0-9	L	30,262
06	FLORIDA*	NEW ORLEANS		3-14	L	23,794
014	VIRGINIA TECH	NEW ORLEANS		27-14	W	14,892
021	at Ole Miss*	Jackson, Miss.	NR/2	0-41	L	36,168
028	GEORGIA TECH*	NEW ORLEANS	NR/9	0-35	L	17,691
N4	at Clemson	Clemson, S.C.		6-21	L	22,073
N11	MIAMI (Fla.)	NEW ORLEANS		0-6	L	13,662
N17	VANDERBILT*	NEW ORLEANS		17-14	W	12,730
N25	at LSU*	Baton Rouge, La.	NR/4	0-62	L	60,808

1962

Record: (0-10, 0-7 SEC)

Coach: Tommy O'Boyle

Former Tulane All-American Tommy O'Boyle (1938-40), an assistant to Andy Pilney in 1961, was promoted to head football coach for the 1962 season. The 1962 team posted an 0-10 record, the first Green Wave squad to go winless since the 1910 team finished 0-7. End Clem Dellenger caught 39 passes to set a new season record that would last 17 years.

Date	Opponent	Site	Rank	Score	W/L	Att.
S21	STANFORD	NEW ORLEANS		3-6	L	24,446
S28	ALABAMA*	NEW ORLEANS	NR/1	6-44	L	30,995
06	at Texas	Austin, Texas	NR/3	8-35	L	50,000
012	MISSISSIPPI STATE*	NEW ORLEANS		6-35	L	19,053
020	at Ole Miss*	Jackson, Miss.	NR/5	0-21	L	21,000
027	at Georgia Tech*	Atlanta, Ga.		12-42	L	46,370
N3	VIRGINIA TECH	NEW ORLEANS		22-24	L	13,687
N10	at Tennessee*	Knoxville, Tenn.		16-28	L	19,965
N17	at Vanderbilt*	Nashville, Tenn.		0-20	L	16,000
N24	LSU*	NEW ORLEANS	NR/8	3-38	L	37,811

1963

Record: (1-8-1, 0-6-1 SEC)

Coach: Tommy O'Boyle

The 1963 team dropped its first six decisions before beating South Carolina 20-7 on the road to snap a school-record 17-game losing streak. A 10-10 tie with Vanderbilt later in the year resulted in a 1-8-1 record.

The team struggled offensively and was shut out six times as Coach Tommy O'Boyle fought to rebuild Green Wave football fortunes. The 43 points scored by the 1963 team were the fewest by a Tulane squad since the winless 1910 team scored only six points.

Ron Chapoton led the team in receptions, the last running back to do so before Melwede Moore accomplished the feat in 2001.

Date	Opponent	Site	Rank	Score	W/L	Att.
S20	TEXAS	NEW ORLEANS	NR/5	0-21	L	19,881
S28	Alabama*	Mobile, Ala.	NR/2	0-28	L	29,177
04	MIAMI (Fla.)	NEW ORLEANS		0-10	L	16,432
012	at Miss. State*	Jackson, Miss.		10-31	L	18,126
019	OLE MISS*	NEW ORLEANS	NR/5	0-21	L	16,288
026	GEORGIA TECH*	NEW ORLEANS		3-17	L	13,336
N2	at South Carolina	Columbia, S.C.		20-7	W	15,942
N9	TENNESSEE*	NEW ORLEANS		0-26	L	11,242
N16	VANDERBILT*	NEW ORLEANS		10-10	T	10,860
N23	at LSU*	Baton Rouge, La.		0-20	L	57,393

1964

Record: (3-7, 1-5 SEC)

Coach: Tommy O'Boyle

Coach Tommy O'Boyle's third Tulane team showed definite improvement, playing much better than its 3-7 record would indicate. After five losses to open the season, the team rallied to a 3-2 finish that included a 17-0 win in the season finale with Duke highlighted by a then-Tulane record 53-yard field goal by Don Bright.

The Duke game was postponed to season's end by Hurricane Hilda, and it marked the first time the Green Wave did not play LSU in its final game since the 1946 season.

George Smith, who led the team in rushing for the second consecutive season, had a big game against VMI, rushing for 112 yards in a 25-6 win. Quarterback Dave East set a season record with 85 completions.

Date	Opponent	Site	Rank	Score	W/L	Att.
S19	at Texas	Austin, Texas	NR/4	0-31	L	57,543
S26	Alabama*	Mobile, Ala.	NR/4	6-36	L	29,088
010	at Mississippi State*	Starkville, Miss.		6-17	L	12,796
017	OLE MISS*	NEW ORLEANS		9-14	L	18,727
024	at Georgia Tech	Atlanta, Ga.		6-7	L	45,129
031	VMI	NEW ORLEANS		25-6	W	14,838
N6	at Miami (Fla.)*	Miami, Fla.		0-21	L	31,209
N14	at Vanderbilt*	Nashville, Tenn.		7-2	W	14,808
N21	LSU*	NEW ORLEANS	NR/8	3-13	L	46,703
N28	DUKE	NEW ORLEANS		17-0	W	11,676

NOTE: Miami (Fla.) game was designated SEC game

1965

Record: (2-8, 1-5 SEC)

Coach: Tommy O'Boyle

Tulane's 1965 team competed well in the early going, then fell into a tailspin that cost Coach Tommy O'Boyle his job. Preseason practice was disrupted when Hurricane Betsy hit New Orleans about a week before the season opener with Texas, which was hurriedly moved from Tulane Stadium to Austin.





A game Tulane team hung tough before losing road encounters to Texas and Alabama, then rode the passing and running of sophomore phenom Bobby Duhon to a 24-16 upset of Miami. Duhon's 71-yard TD pass to Lanis O'Steen in his first collegiate start highlighted the win.

After tough losses to nationally-ranked Georgia Tech and Ole Miss, the Green Wave upset Mississippi State at home. Captain Bill Goss, an All-SEC linebacker, led a defensive unit, dubbed the "Posse," that was keeping Tulane in football games.

A run of injuries decimated squad depth as the season went on, however, and narrow losses to Vanderbilt and Stanford were followed by devastating defeats to Top Ten teams Florida and LSU, the latter by another 62-0 margin. The 2-8 finish led Tulane to seek its third head coach of the decade.

Date	Opponent	Site	Rank	Score	W/L	Att.
S17	at Texas	Austin, Texas	NR/2	0-31	L	41,778
S25	Alabama*	Mobile, Ala.		0-27	L	31,920
02	MIAMI (FLA.)	NEW ORLEANS		24-16	W	19,303
09	GEORGIA TECH	NEW ORLEANS		10-13	L	28,730
016	at Ole Miss*	Jackson, Miss.		7-24	L	17,316
022	MISSISSIPPI STATE*	NEW ORLEANS		17-15	W	21,391
030	VANDERBILT*	NEW ORLEANS		0-13	L	20,172
N6	STANFORD	NEW ORLEANS		0-16	L	16,264
N13	at Florida*	Gainesville, Fla.		13-51	L	35,907
N20	at LSU*	Baton Rouge, La.		0-62	L	63,836

1966

Record: (5-4-1)
Coach: Jim Pittman

Coach Jim Pittman took over the coaching reins in 1966, the year the Green Wave left the Southeastern Conference, went intersectional with its schedule and turned in Tulane's only winning team of the decade. Tulane's wing-T offense was a showcase for the athletic ability of junior quarterback Bobby Duhon, whose 748 yards rushing that season are the most ever by a Green Wave QB.

The Green Wave defense pitched a shutout in the 1966 opener as Virginia Tech fell 13-0. The next weekend, Duhon scored twice and defensive guard Vic Eumont recovered a fumble in the Texas A&M end zone as Tulane beat the Aggies 21-13 to give Tulane its first 2-0 start since 1949.

The record became a heady 4-1 when, after a loss to Stanford, the Green Wave whipped Virginia and Cincinnati. Tailback/defensive back Pete Johns and tight end/defensive end Jerry Colquette were two-way performers, among the last of a dying breed as college football went to unlimited substitution.

The Green Wave got its fifth win with a fourth-quarter goal-line stand against Vanderbilt, then fought heavily-favored Miami to a 10-10 tie to ensure a winning season (the last tie in Tulane history). In the season finale, 82,567 fans packed Tulane Stadium to watch LSU win a hotly-contested game in the fourth quarter as both teams finished 5-4-1.



Date	Opponent	Site	Rank	Score	W/L	Att.
S17	VIRGINIA TECH	NEW ORLEANS		13-0	W	19,074
S24	TEXAS A&M	NEW ORLEANS		21-13	W	28,082
01	at Stanford	Palo Alto, Calif.		14-33	L	27,307
08	at Virginia	Charlottesville, Va.		20-6	W	19,649
015	CINCINNATI	NEW ORLEANS		28-21	W	29,267
022	at Georgia Tech	Atlanta, Ga.	NR/6	17-35	L	44,355
029	at Vanderbilt	Nashville, Tenn.		13-12	W	12,614
N5	MIAMI (FLA.)	MIAMI (Fla.)		10-10	T	35,231
N12	at Florida	Gainesville, Fla.		10-31	L	45,102
N19	LSU	NEW ORLEANS		7-21	L	82,567

1967

Record: (3-7)
Coach: Jim Pittman

Reality returned to Tulane football, as the previous season's resurgence was followed by a slide to 3-7. Coach Jim Pittman's second Tulane squad was again competitive, but the football began bouncing the wrong way and a lack of depth spelled defeat in several close contests.

Midway through the season, junior Warren Bankston moved from backup quarterback to running back and led all Wave rushers. Quarterback Bobby Duhon, who went on to a fine NFL career as a running back with the New York Giants, became the first Tulane player to amass more than 1,000 yards of total offense in three straight seasons.

The defense was staggered midway through the season when co-captain Jim Jancik, a stellar defensive back, went down with a knee injury.

Date	Opponent	Site	Rank	Score	W/L	Att.
S23	MIAMI (Ohio)	NEW ORLEANS		3-14	L	26,272
S30	at North Carolina	Chapel Hill, N.C.		36-11	W	15,128
06	at Miami (Fla.)	Coral Gables, Fla.		14-34	L	33,530
014	FLORIDA	NEW ORLEANS		0-35	L	23,289
021	AIR FORCE	NEW ORLEANS		10-13	L	18,851
028	GEORGIA TECH	NEW ORLEANS		23-12	W	23,545
N4	VANDERBILT	NEW ORLEANS		27-14	W	17,799
N11	at Tennessee	Knoxville, Tenn.	NR/2	14-35	L	54,828
N18	VIRGINIA	NEW ORLEANS		10-14	L	17,812
N25	at LSU	Baton Rouge, La.		27-41	L	58,702

1968

Record: (2-8)
Coach: Jim Pittman

The record slipped again to 2-8, but Coach Jim Pittman was bringing in folks like Rick Kingrea and Ray Hester who would one day be the keys to a Tulane football turnaround. Running back Warren Bankston, who went on to a long NFL career as a tight end with the Oakland Raiders, led the team in rushing despite missing several early-season games with a leg injury. Quarterback Wayne Francingues' 1,376 yards of total offense were the second-highest in Green Wave history to that point.

Date	Opponent	Site	Rank	Score	W/L	Att.
S14	at Houston	Houston, Texas		7-54	L	35,277
S28	TEXAS A&M	NEW ORLEANS		3-35	L	19,637
05	TAMPA	NEW ORLEANS		14-17	L	10,461
012	at Florida	Gainesville, Fla.	NR/7	3-24	L	48,106
019	BOSTON COLLEGE	NEW ORLEANS		28-14	W	12,867
026	at Georgia Tech	Atlanta, Ga.		19-23	L	47,481
N2	at Vanderbilt	Nashville, Tenn.		7-21	L	16,469
N9	TULSA	NEW ORLEANS		25-15	W	9,665
N16	at Virginia	Charlottesville, Va.		47-63	L	15,994
N23	LSU	NEW ORLEANS		10-34	L	52,263

1969

Record: (3-7)
Coach: Jim Pittman

The record improved only slightly to 3-7, but Jim Pittman's recruiting efforts began to pay off as a strong sophomore class headed by three-year starters like Steve Barrios, Joe Bullard, Paul Ellis, David Hebert and Bob Waldron moved up to varsity. After an 0-4 start, the team broke even the rest of the way, beating Pitt, Georgia Tech and Vanderbilt.

Bullard established himself as Tulane's all-time best punt returner that fall, setting season records for yards and average per return that have not been approached. His 92-yard return against Vanderbilt is the longest in Green Wave history.

With Barrios as his favorite target, sophomore Rusty Lachaussee became Tulane's first 1,000-yard passer. The defensive unit that would dominate opponents and catapult Tulane to its first bowl bid in over 30 years was beginning to come together, as junior linebackers Rick Kingrea and Ray Hester got better and better. Tulane got better and better right along with them.

Date	Opponent	Site	Rank	Score	W/L	Att.
S20	at Georgia	Athens, Ga.	NR/8	0-35	L	55,235
S27	WEST VIRGINIA	NEW ORLEANS		17-35	L	14,117
04	at Boston College	Boston, Ma.		24-28	L	15,500
011	Florida	Tampa, Fla.	NR/12	17-18	L	43,102
018	at Pittsburgh	Pittsburgh, Pa.		26-22	W	23,784
025	NOTRE DAME	NEW ORLEANS	NR/12	0-37	L	37,768
N1	VANDERBILT	NEW ORLEANS		23-26	L	7,927
N8	GEORGIA TECH	NEW ORLEANS		14-7	W	10,333
N15	VIRGINIA	NEW ORLEANS		31-0	W	8,646
N22	at LSU	Baton Rouge, La.	NR/10	0-27	L	67,400

1970

Record: (8-4) – Liberty Bowl
Final Ranking: #17 AP Poll
Coach: Jim Pittman

Billboards and bumper stickers plastered all over New Orleans proclaimed 1970 as the "Year of the Green." Tulane's football team backed up the claim, earning a bid to the Liberty Bowl where it defeated Colorado. Coach Jim Pittman's final Tulane team compiled an 8-4 mark, the most wins for the Green Wave since 1948 and only the second winning season for the program in 14 years.

Seniors Rick Kingrea, Mike Walker and David Abercrombie captained the 1970 team. The defense returned 10 starters from 1969 and Paul Ellis, Joe Bullard and David Hebert formed a secondary that picked off a school-record 28 passes on what was to be one of the Green Wave's all-time great defensive units. Offensively, Abercrombie set a school record with 246 yards rushing against North Carolina State on his way to 993 yards rushing. Through the air, quarterback Mike Walker and receiver Steve Barrios connected on some big plays, as Walker set a season record for yards per completion and Barrios set a season record for yards per catch.

After a 7-4 regular season, the Green Wave received its first bowl invite since the 1939 Sugar Bowl. Tulane was given little chance in the Liberty Bowl against a Colorado team averaging over 400 yards of total offense per game, but the Green Wave defense limited the Buffaloes to 175 yards. The final score of 17-3 sounded closer than it really was.



Date	Opponent	Site	Rank	Score	W/L	Att.
S12	at Texas Tech	Lubbock, Texas		14-21	L	43,250
S19	GEORGIA	NEW ORLEANS	NR/19	17-14	W	30,294
S26	at Illinois	Champaign, Ill.		23-9	W	27,864
O3	at Cincinnati	Cincinnati, Ohio		6-3	W	11,324
O10	at Air Force	Colorado Spr., Colo.	NR/8	3-24	L	31,508
O17	NORTH CAROLINA	NEW ORLEANS		24-17	W	23,900
O24	at Georgia Tech	Atlanta, Ga.		6-20	L	32,129
O31	at Vanderbilt	Nashville, Tenn.		10-7	W	19,000
N7	MIAMI (Fla.)	NEW ORLEANS		31-16	W	23,250
N21	N.C. STATE	NEW ORLEANS		31-0	W	19,542
N28	LSU	NEW ORLEANS	NR/7	14-26	L	81,233
LIBERTY BOWL						
D12	Colorado	Memphis, Tenn.		17-3	W	44,640

1971

Record: (3-8)

Coach: Bennie Ellender

Former Tulane quarterback Bennie Ellender returned to his alma mater as head coach after leading Arkansas State to a college division national championship in 1970. Excitement ran high entering 1971, but the results, unfortunately, did not match those expectations as Tulane lost its last five games to finish 3-8. Texas Tech was TU's first victim as sophomore defensive end Mike Truax blocked a fourth-quarter punt to spark a come-from-behind victory. The Green Wave dropped its next three games, then rallied to beat North Carolina and Pittsburgh to even the season record before going into a five-game slide.

Senior wide receiver Steve Barrios missed the first four games, but his return against North Carolina gave the Wave a boost as he caught touchdown passes of 56 and 42 yards. The next weekend, Barrios became the first Tulane receiver to gain 1,000 career yards as he caught three passes for 76 yards in a 33-8 win over Pitt.

Running back Ricky Hebert rushed for 819 yards, highlighted by a 124-yard performance against LSU. Tulane had two 100-yard returns that fall on an interception by David Hebert against Rice and a kickoff by Coleman Dupre against North Carolina.

Date	Opponent	Site	Rank	Score	W/L	Att.
S11	TEXAS TECH	NEW ORLEANS		15-9	W	21,378
S18	at Georgia	Athens, Ga.	NR/11	7-17	L	51,542
S25	at Rice	Houston, Texas		11-14	L	25,000
O2	WILLIAM & MARY	NEW ORLEANS		3-14	L	17,392
O9	at North Carolina	Chapel Hill, N.C.	NR/18	37-29	W	39,500
O16	PITTSBURGH	NEW ORLEANS		33-8	W	17,650
O23	GEORGIA TECH	NEW ORLEANS		16-24	L	50,248
O30	VANDERBILT	NEW ORLEANS		9-13	L	17,941
N6	OHIO	NEW ORLEANS		7-30	L	9,922
N13	at Notre Dame	South Bend, Ind.	NR/8	7-21	L	59,075
N27	at LSU	Baton Rouge, La.	NR/10	7-36	L	59,897

1972

Record: (6-5)

Coach: Bennie Ellender

Relentless defense and the emergence of sophomore quarterback Steve Foley put Coach Bennie Ellender's second Tulane team back in the win column in 1972, and the 6-5 record could have been a lot better.

One of those "losses" came when Miami was inadvertently awarded a fifth down with barely over a minute left in the game, which they used to score the winning touchdown. Another loss came in the season finale when the Tulane fullback was stopped a foot short of the winning TD as time expired.

Defensive back George Ewing accomplished more in 1972 than most players do in a whole career. In spite of losing two games to injury, Ewing scored five return TDs, scoring on three punts and two interceptions.

The Green Wave's 1972 defense was one of the best in school history as six opponents scored fewer than 10 points. Glenn Harder, Mike Mullen, Harold Asher and Rusty Chambers gave Tulane one of its deepest linebacking corps ever, while sensational sophomore Charles Hall provided a dominating presence up front.

Defensive end Randy Lee and safety David Lee provided Tulane with one of the most effective brother combinations in its history.

Date	Opponent	Site	Rank	Score	W/L	Att.
S16	at Boston College	Boston, Mass.		10-0	W	27,411
S23	GEORGIA	NEW ORLEANS	NR/16	24-13	W	43,084
S30	at Michigan	Ann Arbor, Mich.	18/8	7-41	L	84,162
O7	PITTSBURGH	NEW ORLEANS		38-6	W	20,417
O14	at Miami (Fla.)	Miami, Fla.		21-24	L	18,956
O21	at West Virginia	Morgantown, W.Va.		19-31	L	29,500
O28	at Georgia Tech	Atlanta, Ga.		7-21	L	48,096
N4	KENTUCKY	NEW ORLEANS		18-7	W	18,377
N11	OHIO	NEW ORLEANS		44-6	W	17,535
N18	at Vanderbilt	Nashville, Tenn.		21-7	W	10,532
D4	LSU	NEW ORLEANS	NR/11	3-9	L	85,372

1973

Record: (9-3) – Astro-Bluebonnet Bowl

Final Ranking: #20 AP Poll, #15 UPI Poll

Coach: Bennie Ellender

Coach Bennie Ellender fielded his most successful football team in 1973, as quarterback Steve Foley and All-America defensive tackle Charles Hall led the way to a 9-2 regular season and an invitation to the Astro-Bluebonnet Bowl in Houston.

The Green Wave won its first six games for the school's best start since 1934, but the highlight of the year was the season finale with LSU. In that game, the Green Wave beat the Tigers for the first time since 1948, taking a 14-0 win before a beyond-capacity crowd of 86,598 in Tulane Stadium.

Foley led the 1973 team in both passing and rushing and was named MVP at season's end. He ran for two TDs in the season opener with Boston College, broke a 72-yard TD run to start off a rout over VMI, threw the winning TD pass with nine seconds left against Duke and scampered for 181 yards (the most ever by a Tulane QB) against Vanderbilt to clinch the bowl bid.

Hall and sophomore middle guard Mark Olivari created havoc in the middle of the defensive line and junior linebacker Rusty Chambers made 153 tackles as five opponents were held to six points or less. The defense shut out VMI, North Carolina and LSU. It was a year to remember, as only the 1931 and 1934 teams had won more games in one season. In the bowl game against Houston, an explosive Cougar squad romped 47-7 in the Astrodome.

Date	Opponent	Site	Rank	Score	W/L	Att.
S22	BOSTON COLLEGE	NEW ORLEANS		21-16	W	33,880
S29	VMI	NEW ORLEANS		42-0	W	25,037
O6	at Pittsburgh	Pittsburgh, Pa.		24-6	W	25,054
O13	at Duke	Durham, N.C.	18/NR	24-17	W	20,500
O20	NORTH CAROLINA	NEW ORLEANS	17/NR	16-0	W	38,502
O27	GEORGIA TECH	NEW ORLEANS	15/NR	23-14	W	66,826
N3	at Kentucky	Lexington, Ky.	14/NR	7-34	L	49,360
N10	NAVY	NEW ORLEANS		17-15	W	40,135
N17	VANDERBILT	NEW ORLEANS		24-3	W	31,199
N24	at Maryland	College Park, Md.	17/NR	9-42	L	19,416
D1	LSU	NEW ORLEANS	NR/8	14-0	W	86,598

ASTRO-BLUEBONNET BOWL

D29	at Houston	Houston, Texas	17/14	7-47	L	44,358
-----	------------	----------------	-------	------	---	--------

1974

Record: (5-6)

Coach: Bennie Ellender

With senior quarterback Steve Foley continuing his inspired play from the season before, Coach Bennie Ellender's fourth Tulane team roared to a 5-0 start. The fifth win was by 30-3 over The Citadel, as Foley ran for 142 of the team's 340 rushing yards. At this point, Ellender had coached Tulane to 17 wins in its last 20 regular season games.

Game six was a regionally-televised game against Georgia Tech in Atlanta, and Foley appeared to be driving Tulane toward a go-ahead score early in the second half when he broke his foot on a goal-line scramble. Tulane did not win another game that season and ended up 5-6, a dramatic indication of the value a healthy Steve Foley brought to the Green Wave football program.

On a cold, damp Nov. 30 afternoon the Green Wave played its last game ever in Tulane Stadium, dropping a 26-10 decision to Ole Miss.

Date	Opponent	Site	Rank	Score	W/L	Att.
S14	UL Lafayette	NEW ORLEANS		17-16	W	29,878
S21	at Army	West Point, N.Y.		31-14	W	30,279
S28	WEST VIRGINIA	NEW ORLEANS		17-14	W	31,647
O12	at Air Force	Colorado Spr., Colo.		10-3	W	26,244
O19	THE CITADEL	NEW ORLEANS	20/NR	30-3	W	41,399
O26	at Georgia Tech	Atlanta, Ga.	18/NR	7-27	L	48,623
N2	KENTUCKY	NEW ORLEANS		7-30	L	38,384
N9	at Boston College	Boston, Mass.		3-27	L	17,002
N16	at Vanderbilt	Nashville, Tenn.		22-30	L	22,400
N23	at LSU	Baton Rouge, La.		22-24	L	66,017
N30	OLE MISS	NEW ORLEANS		10-26	L	44,208

1975

Record: (4-7)

Coach: Bennie Ellender

Coach Bennie Ellender's last Tulane team got off to another strong start, but this time a late season losing streak cost him his job. Despite losing starting quarterback Terry Looney to a season-ending knee injury the week before the opener, Tulane defeated Ole Miss 14-3 in the first college game played in the Louisiana Superdome. Senior Buddy Gilbert took over the quarterback job and delivered, establishing season records for passes completed and passing yards. His favorite target was senior Jaime Garza, who led Tulane in receiving for the third straight season.

After a 4-2 start, the Green Wave lost five in a row to finish 4-7. The squad remained competitive during that streak, losing a one-point decision to Air Force and a two-point decision to North Carolina on a last-second field goal. The season ended unpleasantly, however, as LSU topped the Green Wave 42-6.

Date	Opponent	Site	Rank	Score	W/L	Att.
S13	at Clemson	Clemson, S.C.		17-13	W	45,100
S20	OLE MISS	NEW ORLEANS		14-3	W	50,000
S27	SYRACUSE	NEW ORLEANS		13-31	L	33,200
O4	VANDERBILT	NEW ORLEANS		3-6	L	30,100
O11	at Boston College	Boston, Mass.		17-7	W	11,775
O18	at West Virginia	Morgantown, W.Va.		16-14	W	33,842
O25	GEORGIA TECH	NEW ORLEANS		0-23	L	63,333
N1	at Kentucky	Lexington, Ky.		10-23	L	56,500
N8	AIR FORCE	NEW ORLEANS		12-13	L	31,790
N15	NORTH CAROLINA	NEW ORLEANS		15-17	L	29,850
N22	LSU	NEW ORLEANS		6-42	L	70,850

1976

Record: (2-9)

Coach: Larry Smith

Coach Larry Smith took over the Tulane helm for the 1976 season, and things got worse before they got better. The unquestioned bright spot in a 2-9 season was the presence of freshman quarterback Roch Hontas. Hontas completed 61-of-114 pass attempts for 697 yards as a part-time starter that fall, the first of four seasons that he would lead Tulane in passing. His favorite target was junior Zack Mitchell, the first tight end to ever lead Tulane in receiving.

In addition to Hontas, Smith brought another all-time great to the Tulane campus in 1976 in the person of Canadian Ed Murray, who went on to break just about every Green Wave place-kicking record.

The Green Wave wins were over Vanderbilt and Army, the latter victory featuring a 96-yard interception return by Arthur Green.

Date	Opponent	Site	Rank	Score	W/L	Att.
------	----------	------	------	-------	-----	------



S11	CINCINNATI	NEW ORLEANS	14-21	L	29,134
S18	at Ole Miss	Oxford, Miss.	NR/20	7-34	L 33,231
S25	BOSTON COLLEGE	NEW ORLEANS	NR/18	3-27	L 20,235
O2	at Vanderbilt	Nashville, Tenn.		24-13	W 21,000
O9	at Syracuse	Syracuse, N.Y.		0-3	L 11,223
O16	ARMY	NEW ORLEANS		23-10	W 25,327
O23	at Georgia Tech	Atlanta, Ga.		16-28	L 31,214
O30	MEMPHIS	NEW ORLEANS		7-14	L 25,879
N6	WEST VIRGINIA	NEW ORLEANS		28-32	L 29,327
N13	RUTGERS	NEW ORLEANS		20-29	L 28,872
N20	at LSU	Baton Rouge, La.		7-17	L 64,318

1977

Record: (3-8)
Coach: Larry Smith

Sophomore Roch Hontas was the bright spot in a 3-8 season as he completed a school record 63.4 percent of his pass attempts, including 33-of-42 passes for 373 yards versus SMU in one of the top passing performances in Green Wave history up to that time. Coach Larry Smith added a key building block when he brought in running back Marvin Christian, who would lead Tulane in rushing the next three seasons. Christian showed promise of things to come with a 142-yard rushing performance against Stanford.

The Green Wave was a bit more competitive than the season before as it lost four games by four points or less. Hontas and Christian owed much of their offensive success to an improved offensive line, led by senior offensive tackle Eric Laakso, who went on to a fine NFL career with the Miami Dolphins.

Date	Opponent	Site	Rank	Score	W/L	Att.
S10	at Memphis	Memphis, Tenn.		9-27	L	26,792
S17	STANFORD	NEW ORLEANS		17-21	L	30,482
S24	at SMU	Dallas, Texas		23-28	L	18,460
O1	VANDERBILT	NEW ORLEANS		36-7	W	21,483
O8	at Boston College	Boston, Mass.		28-30	L	18,577
O15	CINCINNATI	NEW ORLEANS		16-13	W	22,546
O22	GEORGIA TECH	NEW ORLEANS		14-38	L	28,345
O29	at Pittsburgh	Pittsburgh, Pa.	NR/13	0-48	L	46,273
N5	at Miami (Fla.)	Miami, Fla.		13-10	W	20,140
N12	at Rutgers	Piscataway, N.J.		8-47	L	16,500
N19	LSU	NEW ORLEANS		17-20	L	72,025

1978

Record: (4-7)
Coach: Larry Smith

Coach Larry Smith's third Tulane team came on strong at the end of the season to augur the bright future to come. After dropping its first four games, the 1978 squad finished 4-3 to gain momentum toward what would be an outstanding 1979 campaign.

Junior quarterback Roch Hontas had another fine season as he became the first Tulane passer to complete more than 100 passes in a season twice. Against Memphis, Hontas delivered an 80-yard TD bomb to Darrell Griffin, then the longest pass in Tulane history.

Marvin Christian had an outstanding season, gaining 879 yards, one of the top marks in school history at the time. Junior Ed Murray kicked a 54-yard field goal against Memphis, tying the school record. On defense, Frank Robinson and Marty Wetzel each had more than 100 tackles.

Date	Opponent	Site	Rank	Score	W/L	Att.
S9	at Maryland	College Park, Md.		7-31	L	31,458
S16	PITTSBURGH	NEW ORLEANS	NR/14	6-24	L	32,658
S23	at Georgia Tech	Atlanta, Ga.		17-27	L	25,205
S30	at Stanford	Palo Alto, Calif.	NR/20	14-17	L	40,111
O7	at Vanderbilt	Nashville, Tenn.		38-3	W	27,600
O14	BOSTON COLLEGE	NEW ORLEANS		9-3	W	27,177
O21	TCU	NEW ORLEANS		7-13	L	22,748
O28	MEMPHIS	NEW ORLEANS		41-24	W	19,127
N4	MIAMI (Fla.)	NEW ORLEANS		20-16	W	20,045
N11	at Ole Miss	Oxford, Miss.		3-13	L	28,580
N25	at LSU	Baton Rouge, La.		21-40	L	75,876

1979

Record: (9-3) – Liberty Bowl
Coach: Larry Smith

The 1979 squad won as many games as Coach Larry Smith's first three teams combined and finished the regular season 9-2 to earn an invitation to play Penn State in the Liberty Bowl.

The offensive leader was senior quarterback Roch Hontas, who completed 215-of-367 pass attempts for 2,345 yards and 21 TDs to set single-season records.

His favorite targets were wide receiver Alton Alexis and tight end Rodney Holman, who set a season receiving record with 47 catches each. Marvin Christian led Tulane in rushing for the third consecutive season. Kicker Ed Murray was perfect on 35 extra point attempts and set a season record for kicking points, as he was named to the All-South Independent team for the fourth straight season.

Late in the year, the team went on one of the greatest tears in modern Tulane history, outscoring Boston College, Ole Miss and LSU by a combined score of 116-36. In the Liberty Bowl against Penn State, the Nittany Lions won a battle of field goals, 9-6. Following the season, Smith accepted the head coaching position at the University of Arizona.

Date	Opponent	Site	Rank	Score	W/L	Att.
S8	STANFORD	NEW ORLEANS	NR/13	33-10	W	44,326
S15	at Rice	Houston, Texas		17-21	L	20,000
S22	at TCU	Fort Worth, Texas		33-19	W	15,203
S29	SMU	NEW ORLEANS	NR/19	24-17	W	42,563
O6	VANDERBILT	NEW ORLEANS		42-14	W	27,873
O13	at Southern Miss	Hattiesburg, Miss.		20-19	W	30,028
O20	at West Virginia	Morgantown, W.Va.		17-27	L	28,303
O27	GEORGIA TECH	NEW ORLEANS		12-7	W	51,963
N3	at Boston College	Boston, Mass.		43-8	W	12,236
N10	OLE MISS	NEW ORLEANS		49-15	W	45,647
N17	LSU	NEW ORLEANS	20/NR	24-13	W	73,496
LIBERTY BOWL						
D22	Penn State	Memphis, Tenn.	15/NR	6-9	L	50,021

1980

Record: (7-5) – Hall of Fame Bowl
Coach: Vince Gibson

New head coach Vince Gibson led Tulane to a 7-4 regular season record and an invitation to the Hall of Fame Bowl, marking the first time the Green Wave participated in postseason play in consecutive seasons.

Senior quarterback Nickie Hall, who had spent three seasons in the shadow of the great Roch Hontas, finally got his chance and delivered, tying Hontas' single-season TD pass mark of 21 while passing and running for a school-record 174 points. Against SMU, Hall set a total offense record with 384 yards, including an 84-yard pass to Marcus Anderson, then the longest in school history. Against Rice, Hall threw five TD passes and Robert Griffin caught four of them.

Defensively, linebackers Frank Robinson, Marty Wetzel and middle guard Wilfred Simon all had more than 100 tackles for the second consecutive season. Cornerback Lionel Washington, who went on to a fine NFL career with the Raiders, led the team with five interceptions.

The 1980 season was not short on exciting finishes, as kicker Vince Manalla kicked field goals to beat Ole Miss and Kentucky with no time remaining. After a 2-3 start, Tulane won five in a row to clinch the bowl bid. Win No. 5 was a special one, as Hall ran for two TDs and passed for another to lead Tulane to its first win over Georgia Tech in Atlanta since 1933.

Date	Opponent	Site	Rank	Score	W/L	Att.
S6	SOUTHERN MISS	NEW ORLEANS		14-17	L	44,698
S13	at Stanford	Palo Alto, Calif.	NR/13	14-19	L	54,829
S20	RICE	NEW ORLEANS		35-14	W	40,321
S27	at Ole Miss	Oxford, Miss.		26-24	W	37,419
O4	SMU	NEW ORLEANS		21-31	L	42,563
O11	at Vanderbilt	Nashville, Tenn.		43-21	W	35,960
O18	AIR FORCE	NEW ORLEANS		28-7	W	28,101
O25	at Georgia Tech	Atlanta, Ga.		31-14	W	35,117
N1	KENTUCKY	NEW ORLEANS		24-22	W	42,139
N15	MEMPHIS	NEW ORLEANS		21-16	W	33,184
N22	at LSU	Baton Rouge, La.		7-24	L	69,248
HALL OF FAME BOWL						
D27	Arkansas	Birmingham, Ala.		15-34	L	30,000

1981

Record: (6-5)
Coach: Vince Gibson

With the graduation of Nickie Hall, it took a while to fill in the hole. When coach Vince Gibson finally found his man, junior college transfer Mike McKay, the team went from mediocre to excellent in a hurry. The Green Wave sputtered to an 0-4 start, but McKay came on late in game four and flashed the form that helped turn things around.

With McKay under center, the Wave won six of its last seven games. In eight games, McKay completed 78-of-124 passes for 927 yards with three interceptions and 10 TDs. Running back Marvin Lewis had a big year, rushing for 860 yards and nine TDs. Tight end Rodney Holman ended his career as the Green Wave's all-time leader with 135 catches.

The strength of the 1981 team was on defense, as the Green Wave allowed fewer points (144) than any Tulane team since college football went to an 11-game schedule in 1970. Defensive lineman Brian Douglas had 23 tackles behind the line of scrimmage, and linebackers Darryl Tipton, Ricky Goff, Jeff Roberts and Sly McGrew all had at least 100 tackles.

Four of the five losses were by nine points or less, including a 13-5 decision to '81 national champion Clemson. In the finale, Tulane crushed LSU, 48-7, to record its second win over the Tigers in three years.

Date	Opponent	Site	Rank	Score	W/L	Att.
S5	OLE MISS	NEW ORLEANS		18-19	L	43,685
S12	CLEMSON	NEW ORLEANS		5-13	L	45,736
S19	at Southern Miss	Hattiesburg, Miss.		3-21	L	32,756
O3	at Rice	Houston, Texas		16-20	L	17,000
O10	VANDERBILT	NEW ORLEANS		14-10	W	32,431
O17	at Air Force	Colorado Spr., Colo.		31-13	W	18,467
O24	GEORGIA TECH	NEW ORLEANS		27-10	W	37,431
O31	at Cincinnati	Cincinnati, Ohio		13-17	L	22,586
N7	MARYLAND	NEW ORLEANS		14-7	W	32,474
N14	MEMPHIS	Memphis, Tenn.		24-7	W	14,827
N28	LSU	NEW ORLEANS		48-7	W	71,546

1982

Record: (4-7)
Coach: Vince Gibson

Vince Gibson's last Tulane squad was the only one to finish with a losing record, but the 1982 team ended its season in style with a win over Orange Bowl-bound LSU in Tiger Stadium. With the rain pouring down and time running out, Mike McKay tossed a fourth-down, 31-yard TD pass to fullback Reggie Reginelli for the game-winner in a come-from-behind 31-28 victory. It was the third and final lead change of the day and marked Tulane's third win over LSU in four seasons.

McKay threw for 1,903 yards and finished as Tulane's career leader in completion percentage. His prime target was Robert Griffin, who had a then-record 56 catches. Tony Wood had a strong season kicking, booting 52- and 53-yard field goals and going perfect on 22 extra points.



Date	Opponent	Site	Rank	Score	W/L	Att.
S4	MISSISSIPPI STATE	NEW ORLEANS		21-30	L	53,641
S11	at SMU	Dallas, Texas	NR/8	7-51	L	33,814
S18	RICE	NEW ORLEANS		30-6	W	33,460
O2	at Vanderbilt	Nashville, Tenn.		21-24	L	39,456
O9	GEORGIA TECH	NEW ORLEANS		13-19	L	34,321
O16	SOUTHERN MISS	NEW ORLEANS		10-22	L	39,685
O23	MEMPHIS	NEW ORLEANS		17-10	W	26,710
O30	BAYLOR	NEW ORLEANS		30-15	W	23,463
N6	at Ole Miss	Jackson, Miss.		14-45	L	23,314
N20	FLORIDA	NEW ORLEANS		7-21	L	27,795
N27	at LSU	Baton Rouge, La.	NR/12	31-28	W	76,114

1983

Record: (2-9)

Coach: Wally English

Wally English began a controversial two-year reign as Tulane's head coach in 1983. The day before the season opener with Mississippi State, Jon English, Wally's son, filed suit against the NCAA and Tulane, alleging that he was unjustly being deprived of a final season of eligibility. He received a temporary restraining order that allowed him to play while the case worked its way through the courts, and played in six games before his attorneys ran out of legal maneuvers and he was declared ineligible. The two games that Tulane won during that time were forfeited to Ole Miss and Florida State, and the Green Wave wound up 2-9.

Future NFL performers like Bubby Brister, Don Maggs, Ron Tilton and Burnell Dent dotted the roster. Brister left the team after being replaced by Jon English midway through the first two games. Dent set a TU record for tackles in a season with 172.

Date	Opponent	Site	Rank	Score	W/L	Att.
S3	at Mississippi State	Starkville, Miss.		9-14	L	27,311
S10	OLE MISS*	NEW ORLEANS		27-23	L	33,389
S17	FLORIDA STATE*	NEW ORLEANS	NR/9	34-28	L	35,463
S24	at Kentucky	Lexington, Ky.		14-26	L	57,425
O1	VANDERBILT	NEW ORLEANS		17-30	L	30,756
O8	at Memphis	Memphis, Tenn.		25-28	L	29,367
O15	UL Lafayette	NEW ORLEANS		17-15	W	26,980
O22	at Southern Miss	Hattiesburg, Miss.		14-7	W	31,257
O29	at Baylor	Waco, Texas		18-24	L	20,050
N5	VIRGINIA TECH	NEW ORLEANS		10-26	L	21,391
N24	LSU	NEW ORLEANS		7-20	L	51,765

Tulane later forfeited game

1984

Record: (3-8)

Coach: Wally English

Coach Wally English led the Green Wave to a 3-8 record in his final season as head coach. Notre Dame transfer Ken Karcher took over the starting quarterback spot. His favorite target was sophomore tight end Larry Route, who led the squad with 46 catches. Mike Jones led the team in rushing with 573 yards, including 129 in the season finale with LSU. Linebacker Burnell Dent led the team in tackles again (139).

The Tulane-LSU game was called with less than a minute remaining when a bench-clearing brawl broke out between the teams on an extra point attempt. English's two-year tenure ended the following week when Tulane announced it would seek a new head coach.

Date	Opponent	Site	Rank	Score	W/L	Att.
S1	MISSISSIPPI STATE	NEW ORLEANS		3-30	L	38,695
S15	at Florida	Gainesville, Fla.		21-63	L	65,265
S22	KENTUCKY	NEW ORLEANS		26-30	L	16,505
S29	at Ole Miss	Oxford, Miss.		14-19	L	33,866
O6	at Vanderbilt	Nashville, Tenn.	NR/19	27-23	W	41,216
O13	SOUTHERN MISS	NEW ORLEANS		35-7	W	30,734
O20	at Florida State	Tallahassee, Fla.	NR/15	6-27	L	54,785
N3	at Virginia Tech	Blacksburg, Va.		6-13	L	30,400
N10	at Pittsburgh	Pittsburgh, Pa.		10-21	L	20,159
N17	MEMPHIS	NEW ORLEANS		14-9	W	20,109
N24	at LSU	Baton Rouge, La.		15-33	L	77,983

1985

Record: (1-10)

Coach: Mack Brown

Mack Brown, barely 34 at the start of the 1985 season, took over the head coaching and athletic director responsibilities and set about to rebuild the football program. The Green Wave went just 1-10 in 1985, but Brown stayed the course and slowly righted the ship.

The major positive development of Brown's first year was the signing of quarterback Terrence Jones, who went on to be one of Tulane's all-time greats. With Ken Karcher returning as the No. 1 quarterback, Jones volunteered to play tailback and led the team in rushing.

The season opened with eight straight losses before Tulane beat UL Lafayette for its only win. Marc Zeno set a Tulane season records with 73 catches for 1,137 yards in 1985 and set a then-single-game mark with 208 yards against LSU. Linebacker Burnell Dent led Tulane in tackles for the third straight season with 120.

Date	Opponent	Site	Rank	Score	W/L	Att.
A31	FLORIDA STATE	NEW ORLEANS	NR/19	12-38	L	37,478
S14	at TCU	Fort Worth, Texas		13-30	L	31,512
S21	at Kentucky	Lexington, Ky.		11-16	L	56,812
S28	OLE MISS	NEW ORLEANS		10-27	L	32,578
O5	VANDERBILT	NEW ORLEANS		17-24	L	25,979
O12	at Memphis	Memphis, Tenn.		21-38	L	31,298
O19	at Mississippi State	Starkville, Miss.		27-31	L	30,420
N2	at Georgia	Athens, Ga.		3-58	L	81,407
N9	UL Lafayette	NEW ORLEANS		27-17	W	24,040
N23	at Southern Miss	Hattiesburg, Miss.		6-24	L	21,753
N30	LSU	NEW ORLEANS		19-31	L	64,194

1986

Record: (4-7)

Coach: Mack Brown

Coach Mack Brown's second team took some lumps, but the record improved to 4-7 as it became obvious that better days were ahead. One reason for that was the emergence of sophomore QB Terrence Jones. In the opener vs. TCU, Jones set a school record with 388 passing yards and 484 yards of total offense, and when the season was over he had thrown for 2,124 yards with just seven interceptions while completing 159-of-284 pass attempts.

Receiver Marc Zeno had a dynamite junior season, catching 68 passes for 1,033 yards while setting Tulane career marks for receptions and yards. Fullback Rodney Hunter led the squad in rushing with 657 yards, the most by a Tulane back since 1981. Defensively, linebacker Richard Harvey and defensive back Thurston Harrison each had over 100 tackles.

Date	Opponent	Site	Rank	Score	W/L	Att.
S13	TCU	NEW ORLEANS		31-48	L	34,187
S20	at Vanderbilt	Nashville, Tenn.		35-17	W	40,155
S27	at Ole Miss	Oxford, Miss.		10-35	L	25,000
O4	WICHITA STATE	NEW ORLEANS		20-21	L	24,481
O11	at Florida State	Tallahassee, Fla.		21-54	L	53,701
O18	MISSISSIPPI STATE	NEW ORLEANS	NR/13	27-34	L	47,263
O25	SOUTHERN MISS	NEW ORLEANS		35-20	W	28,417
N1	UL Lafayette	NEW ORLEANS		42-39	W	44,132
N8	LOUISVILLE	NEW ORLEANS		12-23	L	22,108
N15	MEMPHIS	NEW ORLEANS		15-6	W	23,614
N29	at LSU	Baton Rouge, La.		17-37	L	78,131

1987

Record: (6-6) – Independence Bowl

Coach: Mack Brown

Coach Mack Brown's last Tulane team was an exciting one, scoring and giving up more points than any other squad in the first 100 years of Green Wave football. It was a competitive club that finished the regular season with a 6-5 record, with three of the losses by seven points or less. After the regular season, Tulane played in its eighth bowl game, facing Washington in the Independence Bowl in Shreveport.

Tulane's Marc Zeno set the NCAA career receiving yardage record as he ended his college career with 3,725 yards. Zeno's 77 receptions and 1,206 yards surpassed his own school marks and he earned All-America honors.

Junior quarterback Terrence Jones was on the throwing end of nearly all of Zeno's receptions that fall as he set new Green Wave records for passing yards and total offense. With a full season left, Jones was already Tulane's career total offense leader. Tailback Marvin Allen scored 11 TDs, including four against Virginia Tech on three short runs and a 76-yard bomb from Jones. Tulane triumphed 57-38 to record the most points by the Green Wave since 1950. On the season, Tulane amassed a school-record 370 points.

The Green Wave and LSU played one of the great games in the series in 1987, as the Tigers scored in the final minute to win 41-36. Just prior to the Independence Bowl, Brown announced he was leaving to become head coach at North Carolina. He coached the bowl game, which the Green Wave lost, 24-12, to Washington.

Date	Opponent	Site	Rank	Score	W/L	Att.
S5	at Louisville	Louisville, Ky.		40-42	L	32,242
S12	IOWA STATE	NEW ORLEANS		25-12	W	27,561
S19	at Southern Miss	Hattiesburg, Miss.		24-31	L	16,023
S26	OLE MISS	NEW ORLEANS		31-24	W	40,302
O3	VANDERBILT	NEW ORLEANS		27-17	W	34,878
O17	at Memphis	Memphis, Tenn.		36-45	L	32,751
O24	VIRGINIA TECH	NEW ORLEANS		57-38	W	31,280
O31	at Florida State	Tallahassee, Fla.	NR/4	14-73	L	52,210
N7	at Mississippi State	Starkville, Miss.		30-19	W	23,647
N14	UL Lafayette	NEW ORLEANS		38-10	W	31,253
N21	LSU	NEW ORLEANS		36-41	L	70,168
INDEPENDENCE BOWL						
D19	Washington	Shreveport, La.		12-24	L	41,683

1988

Record: (5-6)

Coach: Greg Davis

Greg Davis, Tulane's assistant head coach under Mack Brown, was promoted to the top spot in 1988 and led the team to a 5-6 record. The Green Wave started 3-1, but a four-game losing skid dampened chances for a winning season. Tulane bounced back with wins over Ole Miss and Mississippi State, but dropped the finale at LSU to finish a game below .500.

The 1988 season marked the end of the fabulous college career of Terrence Jones, who accumulated 9,445 yards of total offense to rank among the top 10 in NCAA history. Jones shattered nearly every career passing record during his four years on campus and led Tulane in rushing and passing in 1988.

He had a new target in converted quarterback Jerome McIntosh, who caught 52 passes for 908 yards and seven TDs. Michael Pierce also emerged as an offensive threat as he broke Tommy Mason's 28-year-old record for all-purpose yardage with 1,644. Defensively, Mitchell Price intercepted five passes, while linebacker Richard Harvey led the team in tackles for the third straight season.



Date	Opponent	Site	Rank	Score	W/L	Att.
S3	CHATTANOOGA	NEW ORLEANS		33-19	W	21,777
S10	at Iowa State	Ames, Iowa		13-30	L	41,780
S17	KANSAS STATE	NEW ORLEANS		20-16	W	24,490
S24	MEMPHIS	NEW ORLEANS		20-19	W	26,426
O1	FLORIDA STATE	NEW ORLEANS	NR/6	28-48	L	34,364
O8	SOUTHERN MISS	NEW ORLEANS		13-38	L	22,704
O22	LOUISVILLE	NEW ORLEANS		35-38	L	24,824
O29	UL Lafayette	NEW ORLEANS		34-51	L	26,687
N5	at Ole Miss	Oxford, Miss.		14-9	W	32,000
N19	MISSISSIPPI STATE	NEW ORLEANS		27-22	W	20,176
N26	at LSU	Baton Rouge, La.		14-44	L	75,497

1989

Record: (4-8)
Coach: Greg Davis

In 1989, Coach Greg Davis and his team took on the first 12-game regular season schedule in the school's history. Deron Smith took over at quarterback and set season records for pass attempts, completions and yards. Jerome McIntosh was the team's leading receiver for the second straight season, catching 55 passes for 899 yards. Smith and McIntosh put on a clinic in a 37-13 win at Vanderbilt, connecting 11 times for 271 yards, including a 77-yard TD pass. Smith threw for 370 yards that afternoon and McIntosh's 271 yards are the most ever by a Tulane receiver. Fullback Chance Miller gained 99 yards in the opener at Hawaii before injuring his knee. He missed the next six games after undergoing surgery, but ran for 106 yards against Memphis in his second game back.

Date	Opponent	Site	Rank	Score	W/L	Att.
S2	at Hawaii	Honolulu, Hawaii		26-31	L	47,489
S9	RICE	NEW ORLEANS		20-19	W	29,469
S16	UL Lafayette	NEW ORLEANS		17-10	W	28,144
S23	at Florida State	Tallahassee, Fla.		9-59	L	61,613
S30	IOWA STATE	NEW ORLEANS		24-25	L	20,156
O7	at Southern Miss	Hattiesburg, Miss.		21-30	L	18,891
O21	OLE MISS	NEW ORLEANS		28-32	L	34,291
O28	at Virginia Tech	Blacksburg, Va.		13-30	L	26,353
N4	MEMPHIS	NEW ORLEANS		38-34	W	24,861
N11	at Mississippi State	Starkville, Miss.		7-27	L	25,105
N18	at Vanderbilt	Nashville, Tenn.		37-13	W	30,174
N25	LSU	NEW ORLEANS		7-27	L	41,573

1990

Record: (4-7)
Coach: Greg Davis

Coach Greg Davis entered the 1990 campaign with aspirations for his first winning season, but instead finished 4-7. Louisiana-Lafayette rolled to a 48-6 win in the opener, but Davis rallied his troops to wins over Rice and SMU. A five-game losing streak ensued, but the team responded, bashing Cincinnati 49-7 and upsetting Syracuse on the road, 26-24. The season ended with a 16-13 loss to LSU in Tiger Stadium. Running back Chance Miller had a big year for the Wave as his 805 yards rushing were the most by a Tulane runner since 1981. Against LSU, Miller's 158 yards were the most by a Tulane back since 1978. Quarterback Deron Smith closed his Tulane career with another 2,000-yard passing season. Wide receiver Melvin Ferdinand led TU with 57 catches.

Date	Opponent	Site	Rank	Score	W/L	Att.
S1	UL Lafayette	NEW ORLEANS		6-48	L	29,298
S8	at Rice	Houston, Texas		21-10	W	20,200
S15	SMU	NEW ORLEANS		43-7	W	20,434
S22	FLORIDA STATE	NEW ORLEANS	NR/2	13-31	L	32,170
S29	at Ole Miss	Oxford, Miss.		21-31	L	20,500
O6	at Memphis	Memphis, Tenn.		14-21	L	26,759
O13	SOUTHERN MISS	NEW ORLEANS		14-20	L	26,662
O20	MISS. STATE	NEW ORLEANS		17-38	L	22,826
O27	CINCINNATI	NEW ORLEANS		49-7	W	21,548
N10	at Syracuse	Syracuse, N.Y.		26-24	W	48,488
N24	at LSU	Baton Rouge, La.		13-16	L	67,435

1991

Record: (1-10)
Coach: Greg Davis

The 1991 season was one of the most trying in Tulane football annals, as the Green Wave struggled to a 1-10 record. The season opened with nine consecutive losses before Tulane whipped Navy. In game three against Mississippi State, Tulane was shut out for the first time since 1977 (152 games), and it happened twice more before the season was over. While the team struggled, there were some individual accomplishments of note. Sophomore Wil Ursin caught 70 passes for 969 yards and nine TDs to post one of the top single-season performances in Tulane history. Against East Carolina, Ursin caught a TU-record 15 passes, including three TD receptions in the second half. The next week, he caught three more TDs against Navy to spark Tulane to its only win of the season. Jerome Woods and Billy Duncan shared the quarterback spot, and for the first time in school history two players passed for more than 1,000 yards each. Defensively, freshman safety Mike Staid led the team with 108 tackles and three interceptions.

Date	Opponent	Site	Rank	Score	W/L	Att.
A31	OLE MISS	NEW ORLEANS		3-22	L	32,879
S7	at Florida State	Tallahassee, Fla.	NR/1	11-38	L	61,801
S14	at Mississippi State	Starkville, Miss.	NR/25	0-48	L	36,429
S21	RICE	NEW ORLEANS		19-28	L	18,475
S28	SYRACUSE	NEW ORLEANS		0-24	L	19,729
O5	SMU	NEW ORLEANS		17-31	L	19,708
O12	at Alabama	Tuscaloosa, Ala.	NR/19	0-62	L	70,123
O19	at Southern Miss	Hattiesburg, Miss.		14-47	L	16,558
N2	at East Carolina	Greenville, N.C.		28-38	L	31,126
N9	NAVY	NEW ORLEANS		34-7	W	23,322
N23	LSU	NEW ORLEANS		20-39	L	38,384

1992

Record: (2-9)
Coach: Buddy Teevens

The Buddy Teevens era began on a bright note as the Green Wave won its season opener over SMU by a score of 13-12. Three weeks later, Tulane beat Nevada, 34-17, to improve to 2-2. However, the Green Wave did not win again and finished 2-9. Starting quarterback Billy Duncan broke his right ankle in game three, and the Green Wave felt his absence. After the 2-2 start, Tulane battled eventual national champion Alabama fiercely in game five, holding the Crimson Tide without a touchdown for nearly three quarters before losing 37-0. Narrow losses the next two weeks, followed by a blowout loss to Memphis, ended Tulane's slim hopes for a winning season. Slowed by injuries, fullback Chance Miller rushed for 306 yards and ended a fine career as the fifth-leading rusher in Tulane history with 2,023 yards. Wil Ursin led the team 55 receptions for 755 yards. Defensively, Mike Staid led Tulane in tackles (133) and interceptions (3) for the second consecutive year.

Date	Opponent	Site	Rank	Score	W/L	Att.
S5	at SMU	Dallas, Texas		13-12	W	15,100
S12	at Ole Miss	Oxford, Miss.		9-35	L	30,200
S19	at Iowa State	Ames, Iowa		14-38	L	38,913
S26	NEVADA	NEW ORLEANS		34-17	W	23,741
O10	ALABAMA	NEW ORLEANS	NR/6	0-37	L	50,240
O15	SOUTHERN MISS	NEW ORLEANS		7-17	L	21,760
O24	BOSTON COLLEGE	NEW ORLEANS	NR/11	13-17	L	25,646
O31	MEMPHIS	NEW ORLEANS		20-62	L	20,936
N7	at Navy	Annapolis, Md.		17-20	L	21,912
N14	at Florida State	Tallahassee, Fla.	NR/5	7-70	L	60,127
N21	at LSU	Baton Rouge, La.		12-24	L	59,919

1993

Record: (4-8)
Coach: Buddy Teevens

Year two of the Teevens era – the 100th year of Tulane football – produced an improved product. In the opener against Alabama, Jerald Sowell broke off the longest play from scrimmage in school history with a 98-yard run. In the home opener against William & Mary, the Wave pitched a 10-0 shutout, Tulane's first blanking since 1973. Two weeks later, the Green Wave defeated Navy 27-25 on Bart Baldwin's 43-yard field goal as time expired. Tulane also won at Southern Mississippi, 17-15. Newcomer Craig Randall started 10 games at quarterback and passed for 1,565 yards. Sowell was the leading rusher with 403 yards and Wil Ursin had his third consecutive 50-reception season. Mike Staid led Tulane in tackles for the third straight year with 133.

Date	Opponent	Site	Rank	Score	W/L	Att.
S4	#at Alabama	Birmingham, Ala.	NR/2	17-31	W	83,091
S11	at Rice	Houston, Texas		0-34	L	23,400
S18	WILLIAM & MARY	NEW ORLEANS		10-0	W	20,517
S25	MISSISSIPPI STATE	NEW ORLEANS		10-36	L	28,580
O2	at Navy	Annapolis, Md.		27-25	W	21,117
O9	UL Lafayette	NEW ORLEANS		15-36	L	25,970
O16	at TCU	Fort Worth, Texas		7-14	L	20,987
O30	at Boston College	Boston, Mass.		14-42	L	33,298
N6	at Southern Miss	Hattiesburg, Miss.		17-15	W	16,397
N13	NORTH CAROLINA	NEW ORLEANS		10-42	L	20,492
N20	at LSU	Baton Rouge, La.		10-24	L	58,190
D4	at Hawaii	Honolulu, Hawaii		17-56	L	27,541

Alabama later forfeited game

1994

Record: (1-10)
Coach: Buddy Teevens

Buddy Teevens' third season produced only one victory, but had its share of exciting moments. The one win came at Rice, 15-13, on a 47-yard field goal by Bart Baldwin as time expired, his school-record fifth field goal of the day. Kick returner Jeff Liggon had a huge season, setting an NCAA record for kickoff return yards and tying another for number of kickoffs returned. Safety Mike Staid, who started all 45 games in which he played at Tulane, ended his career as the No. 2 tackler in school history with 481. Fellow safety, Cedric Thomas, ended his career in a big way against LSU with two touchdowns – one on a fumble return, the other on a blocked punt recovery in the end zone. Running back Jerald Sowell became the first player in school history to have 600 yards rushing and 30 receptions in the same season.

Date	Opponent	Site	Rank	Score	W/L	Att.
S3	SOUTHERN MISS	NEW ORLEANS		10-25	L	24,786
S10	at Rice	Houston, Texas		15-13	W	15,400
S17	at North Carolina	Chapel Hill, N.C.	NR/16	0-49	L	43,000
S24	at Alabama	Birmingham, Ala.	NR/10	10-20	L	81,421
O8	at Memphis	Memphis, Tenn.		0-13	L	19,400
O15	TCU	NEW ORLEANS		28-30	L	23,561
O22	at Mississippi State	Starkville, Miss.		22-66	L	30,169
O29	at Maryland	College Park, Md.		10-38	L	24,456
N5	NAVY	NEW ORLEANS		15-17	L	20,603
N12	OLE MISS	NEW ORLEANS		0-38	L	25,644
N19	LSU	NEW ORLEANS		25-49	L	32,067



1995

Record: (2-9)

Coach: Buddy Teevens

The fourth season under Buddy Teevens marked the end of an era – Tulane's last season as an independent. The Green Wave defeated Wake Forest and Rice on consecutive weekends to jump out to a 2-1 start, but starting quarterback Alely Demarest was injured in the next game and freshman Shaun King was pressed into action.

King became the first rookie in school history to pass for more than 1,000 yards, and Jamaican Dartez made his mark as the most prolific freshman rusher in school history with 544 yards and 10 touchdowns.

Four of Tulane's nine losses were by less than a touchdown, including a wild 45-40 shootout against Rutgers in which King passed for 372 yards. Linebacker Derrick Singleton led Tulane with 126 tackles.

Date	Opponent	Site	Rank	Score	W/L	Att.
S2	MARYLAND	NEW ORLEANS		10-29	L	18,159
S9	WAKE FOREST	NEW ORLEANS		35-9	W	16,368
S16	at Rice	Houston, Texas		17-15	W	18,100
S30	at Southern Miss	Hattiesburg, Miss.		0-45	L	27,141
O7	at Ole Miss	Oxford, Miss.		17-20	L	26,683
O14	MEMPHIS	NEW ORLEANS		8-23	L	19,894
O21	at TCU	Fort Worth, Texas		11-16	L	25,421
O28	UL Lafayette	NEW ORLEANS		28-32	L	20,801
N4	at Louisville	Louisville, Ky.		14-34	L	33,271
N11	RUTGERS	NEW ORLEANS		40-45	L	16,098
N18	at Navy	Annapolis, Md.		7-35	L	19,815

1996

Record: (2-9, 1-4 CUSA)

Coach: Buddy Teevens

Tulane's fifth and final season under Buddy Teevens resulted in a 2-9 record. The year got off to a rousing start when the Wave traveled to Cincinnati and won the first game in Conference USA history, 34-14. Tulane would lead at halftime in each of its final four conference games, but each by a total of 16 points, including two on last-second field goals.

Shaun King started all 11 games at quarterback and passed for 1,574 yards and eight touchdowns. Jerald Sowell (595 yards) and Jamaican Dartez (583) formed one of the best back tandems in school history. Brian Williams led the defense with 100 tackles, while Derrick Singleton had 77 tackles and three interceptions in only eight games. On special teams, Jeff Liggon set two NCAA career records for kickoff returns and was named the conference's special teams player of the year.

Date	Opponent	Site	Rank	Score	W/L	Att.
A30	at Cincinnati*	Cincinnati, Ohio		34-14	W	26,493
S14	RICE	NEW ORLEANS		14-21	L	38,839
S21	at Memphis*	Memphis, Tenn.		10-17	L	27,386
O5	TCU	NEW ORLEANS		35-7	W	14,341
O12	LOUISVILLE*	NEW ORLEANS		20-23	L	17,561
O19	at Army	West Point, N.Y.		10-34	L	35,971
O26	SOUTHERN MISS*	NEW ORLEANS	NR/24	28-31	L	20,394
N2	HOUSTON*	NEW ORLEANS		17-20	L	14,474
N9	SYRACUSE	NEW ORLEANS	NR/24	7-31	L	13,537
N16	at Navy	Annapolis, Md.		21-35	L	24,952
N23	at LSU	Baton Rouge, La.	NR/18	17-35	L	78,966

1997

Record: (7-4, 5-1 CUSA)

Coach: Tommy Bowden

First-year head coach Tommy Bowden guided the Green Wave to its most wins since 1980, completing the campaign with a 7-4 record. Tulane finished second in Conference USA with a 5-1 mark, its best conference record and finish since 1949. The team set 25 school and conference records, including the mark for points in a season with 375.

After opening the season with a 31-17 win over Cincinnati and tough losses to Rice and Syracuse, Tulane won three consecutive games, outscoring the opposition by a combined 138-49. Defensively, Tulane allowed 20.5 points per game, the fewest since 1981, and the Green Wave posted two shutouts in a season for the first time since 1973.

The Green Wave had a pair of 50-point games in one season for the first time since 1930, and scored at least 40 points on four occasions for the first time since 1928. Besides setting a C-USA record, the 64 points scored against Louisville were the most by a Tulane team since 1950.

Individually, King earned C-USA Offensive Player of the Year honors after throwing for nearly 2,600 yards and a school-record 25 touchdowns. Kicker Brad Palazzo led the nation in field goals per game and earned third-team All-America honors, the first Tulane player to do so since 1987.

Date	Opponent	Site	Rank	Score	W/L	Att.
S6	CINCINNATI*	NEW ORLEANS		31-17	W	20,828
S13	RICE	NEW ORLEANS		24-30	L	19,602
S20	at Syracuse	Syracuse, N.Y.		19-30	L	42,246
O4	ARMY	NEW ORLEANS		41-0	W	16,242
O11	at Louisville*	Louisville, Ky.		64-33	W	29,547
O18	EAST CAROLINA*	NEW ORLEANS		33-16	W	23,340
O25	at Southern Miss*	Hattiesburg, Miss.		13-34	L	26,092
N1	at UL Lafayette	Lafayette, La.		56-0	W	17,724
N8	MEMPHIS*	NEW ORLEANS		26-14	W	23,494
N15	OLE MISS	NEW ORLEANS		24-41	L	35,607
N22	at Houston*	Houston, Texas		44-10	W	11,618

1998

Record: (12-0, 6-0 CUSA) – Third Perfect Year

Conference USA Champions – Liberty Bowl

Final Ranking #7 AP Poll

Coach: Tommy Bowden

The most successful season in the first 107 years of Tulane football was put together one game at a time. Some games were no contest from beginning to end, some saw Tulane romp early and coast home, some were hotly-contested until Tulane pulled away at the end, and one came down to the last play of the game.

When it was over, Tulane was 12-0. The 1998 team was the first Tulane squad to win 12 games in a season and the third unbeaten, untied squad in school history. Only one opponent, Louisville, was within a touchdown at game's end.

The 1998 team scored 499 points, 124 more than any previous Green Wave team had scored. The Wave scored at least 40 points in nine of 12 games, including the final seven contests of the year.

Shaun King broke almost every Tulane season and career passing record, becoming the first NCAA I-A player to amass 3,000 yards passing and 500 yards rushing in a season, and he established an NCAA I-A passing efficiency record of 183.3.

Statistics do not begin to describe the game-by-game impact that King's 38 TD passes and 11 rushing touchdowns had on Tulane's unbeaten run to the Conference USA championship, a decisive win over Brigham Young in the Liberty Bowl and a season-ending No. 7 national ranking.

The 1998 season began with road wins over Cincinnati and SMU as the Green Wave jumped out to big leads and never looked back. The home opener against Navy followed the same script, as King tossed a pair of TDs each to P.J. Franklin and Jaluan Dawson.

Next, Tulane prepared for a battle with C-USA power Southern Miss. To heighten the drama, King had broken his left wrist during the Navy game and was forced to play the remainder of the season in a soft cast. The Green Wave needed its defense to play its best game to have a chance against the defending C-USA champs, and it got just that as six USM turnovers fed a 21-7 Tulane win.

Two weeks later, Louisville gave the Green Wave its closest call of the season. With Tulane leading 28-22, the Cardinals drove to the TU three. On the last play of the game, sophomore defensive back Tim Carter broke up a pass in the end zone to seal the win.

The Green Wave exploded for 165 points the next three weeks to bury Rutgers, UL Lafayette and Memphis and lift the season mark to 8-0.

The Tulane-Army game at West Point was probably the most exciting of the season. With King running for three TDs and passing for three more, Tulane and Army lit up the scoreboard. A 21-21 halftime deadlock turned into a 28-28 tie late in the third quarter. Then, Toney Converse ran for a TD and King cashed in an Army turnover with a TD pass to Dawson to put the Green Wave ahead 42-28. Army, however, responded and it was up to the Tulane offense to preserve a 42-35 lead. King capped a long drive with a 20-yard TD scramble to clinch win number nine. King became the first Tulane player to run for 100 yards and throw for 300 yards in the same game.

Houston and Louisiana Tech did their best to derail Tulane's drive to a perfect season, but there was no stopping the Wave, especially at home.

Sporting an 11-0 record, C-USA champion Tulane met the nation's No. 5 defensive team, BYU, in the Liberty Bowl on New Year's Eve. Before a national television audience, King passed and ran the Green Wave to a 34-6 lead after three quarters on the way to a 41-27 win.

Shortly after the regular season ended, Coach Tommy Bowden announced that he had taken the head coaching job at Clemson, and the Liberty Bowl win was coached by new head coach Chris Scelfo and Bowden's assistants.

Date	Opponent	Site	Rank	Score	W/L	Att.
S5	at Cincinnati*	Cincinnati, Ohio		52-34	W	20,721
S12	at SMU	Dallas, Texas		31-21	W	12,316
S26	NAVY	NEW ORLEANS		42-24	W	19,371
O3	SOUTHERN MISS*	NEW ORLEANS		21-7	W	32,527
O17	LOUISVILLE*	NEW ORLEANS	24/NR	28-22	W	26,217
O24	at Rutgers	Piscataway, N.J.	22/NR	52-24	W	20,714
O31	UL Lafayette	NEW ORLEANS	19/NR	72-20	W	25,177
N7	at Memphis*	Memphis, Tenn.	15/NR	41-31	W	18,192
N14	at Army*	West Point, N.Y.	14/NR	49-35	W	39,038
N21	HOUSTON*	NEW ORLEANS	12/NR	48-20	W	26,978
N26	LOUISIANA TECH	NEW ORLEANS	11/NR	63-30	W	37,391
LIBERTY BOWL						
D31	BYU	Memphis, Tenn.	10/NR	41-27	W	52,192



1998



1999

Record: (3-8, 1-5 CUSA)

Coach: Chris Scelfo

A devastating rash of injuries combined with an inexperienced team spelled a tough season for Tulane in 1999. After an opening loss to Southern Miss, Coach Chris Scelfo rallied his young troops to impressive wins over SMU and Army and things were looking up. However, numerous injuries forced young players into critical roles.

The task of replacing Shaun King at quarterback fell on the shoulders of sophomore Patrick Ramsey. In the Green Wave's three wins, Ramsey completed 103-of-150 pass attempts for 12 touchdowns, and in narrow losses to Ole Miss, Houston and UAB, he completed 88-of-159 attempts for another eight scores.

Offensively, the Green Wave had a record-setting season behind the passing of Ramsey and the receiving duo of Adrian Burnette and JaJuan Dawson, who smashed several single-game, season and career receiving records. Freshman defensive back Quentin Brown had 50 tackles and broke up a half-dozen passes in only eight games.

The kicking game was a strong point, as Casey Roussel averaged 44.2 yards per punt and Seth Marler kicked nine consecutive field goals. The season finale against UAB, which the Green Wave lost 20-17, was the first overtime game in Tulane history.

Date	Opponent	Site	Rank	Score	W/L	Att.
S6	at Southern Miss*	Hattiesburg, Miss.		14-48	L	30,098
S11	SMU	NEW ORLEANS		53-19	W	20,097
S18	ARMY*	NEW ORLEANS		48-28	W	22,227
O2	at Syracuse	Syracuse, N.Y.	NR/19	17-47	L	48,286
O9	at Ole Miss	Oxford, Miss.	NR/25	13-20	L	40,914
O16	UL LAFAYETTE	NEW ORLEANS		48-32	W	24,407
O23	at East Carolina*	Greenville, N.C.	NR/20	7-52	L	35,021
O30	MEMPHIS*	NEW ORLEANS		7-49	L	17,847
N6	at Houston*	Houston, Texas		31-36	L	16,008
N13	at Navy	Annapolis, Md.		21-45	L	32,840
N20	UAB* (OT)	NEW ORLEANS		20-23	L	18,592

2000

Record: (6-5, 3-4 CUSA)

Coach: Chris Scelfo

With victories in its last three games, Tulane ended its 2000 campaign by posting the program's third winning season in the last four years.

Following a 49-20 loss to Ole Miss that turned on a controversial interception, the Green Wave dropped a 37-17 decision at C-USA foe East Carolina while playing without quarterback Patrick Ramsey. In a critical contest vs. SMU, Tulane posted a 29-17 victory behind the passing of Ramsey (34-50, 347 yards), the running of freshman Mewelde Moore (104 yards) and the kicking of Seth Marler (three FGs).

The next week, Tulane held off Cincinnati to even its record at 2-2 as Moore passed the 100-yard mark for the third straight game. The Green Wave went to UL Lafayette and prevailed by a single point as Roxie Shelvin blocked the potential game-tying PAT with under four minutes remaining.

A pair of losses dropped the Wave's record below .500 just in time for a visit to C-USA leader Louisville. Tulane battled the Cardinals to the final play before succumbing 35-32.

Tulane returned home for its final three contests. First, the Wave demolished Houston 41-23 as Ramsey hit four different receivers with touchdown passes and senior Adrian Burnette tallied 112 receiving yards. In the next game, Ramsey tied the school record with five touchdown passes and threw for 380 yards as Tulane topped Navy 50-38.

With a winning season riding on the season finale with Memphis, Tulane put together its best all-around performance of the year, dominating offensively and defensively to finish 6-5.

Ramsey finished the season with four straight 300-yard passing games. Offensive tackle Bernard Robertson and punter Casey Roussel picked up third team All-America honors and Moore's 890 rushing

yards were the most by a Tulane back since 1970 and the highest total ever for a freshman. He was named Conference USA Freshman of the Year.

Date	Opponent	Site	Rank	Score	W/L	Att.
S2	at Ole Miss	Oxford, Miss.	NR/18	20-49	L	46,847
S16	at East Carolina*	Greenville, N.C.		17-37	L	38,517
S23	at SMU	Dallas, Texas		29-17	W	26,375
S30	CINCINNATI*	NEW ORLEANS		24-19	W	22,446
O7	at UL Lafayette	Lafayette, La.		38-37	W	20,113
O14	SOUTHERN MISS*	NEW ORLEANS	NR/16	24-56	L	27,645
O21	at Army*	West Point, N.Y.		17-21	L	40,107
O28	at Louisville*	Louisville, Ky.		32-35	L	30,387
N4	HOUSTON*	NEW ORLEANS		41-23	W	16,785
N11	NAVY	NEW ORLEANS		50-38	W	20,081
N18	MEMPHIS*	NEW ORLEANS		37-14	W	17,269

2001

Record: (3-9, 1-6 CUSA)

Coach: Chris Scelfo

Running back Mewelde Moore, quarterback Patrick Ramsey and kicker Seth Marler rewrote large sections of the Green Wave football record book as Tulane fielded one of its most explosive offensive units in 2001. The fireworks on the Tulane side of the scoreboard could not produce a winning season as Chris Scelfo's third Tulane team finished 3-9.

Moore, Tulane's first 1,000-yard rusher in over 50 years, broke Eddie Price's single-season record by rushing for 1,421 yards. He also became the first player in the history of NCAA Division I-A to rush for more than 1,250 yards and catch more than 60 passes in a season. Against Cincinnati, he set the Tulane and Conference USA single game records for rushing yards with 249, and against Navy, he became the first Tulane player to tally 100 rushing (131) and receiving (130) yards in the same game.

Ramsey set career marks for TD passes, completions, attempts and passing yards. After the season, he was named a National Scholar Athlete by the National Football Foundation/College Football Hall of Fame.

Marler received the Lou Groza Award as the nation's outstanding kicker as he connected on 15 of 16 field goal attempts and was named to several All-America teams, including Tulane's first first-teamer since 1987.

Defensively, the Green Wave was led by safety Adrian Mitchell's 138 tackles and Lynaris Elpheage's three interceptions.

Date	Opponent	Site	Rank	Score	W/L	Att.
A25	at BYU	Provo, Utah		35-70	L	49,008
S1	at LSU	Baton Rouge, La.	NR/14	17-48	L	91,782
S8	EAST CAROLINA*	NEW ORLEANS		24-51	L	19,027
S22	UCF	NEW ORLEANS		29-36	L	17,497
S29	SOUTHERN	NEW ORLEANS		41-7	W	41,319
O6	at Cincinnati*	Cincinnati, Ohio		33-46	L	20,091
O13	TCU*	NEW ORLEANS		48-22	W	18,778
O20	at UAB*	Birmingham, Ala.		27-34	L	16,291
O27	at Army*	West Point, N.Y.		35-42	L	35,281
N3	LOUISVILLE*	NEW ORLEANS		7-52	L	19,369
N10	at Navy	Annapolis, Md.		42-28	W	31,456
N17	at Southern Miss*	Hattiesburg, Miss.		6-59	L	24,054

2002

Record: (8-5, 4-4 CUSA) – Hawai'i Bowl

Coach: Chris Scelfo

An aggressive and opportunistic defense, superior special teams play and a young offense that came together behind new quarterback J.P. Losman and star running back Mewelde Moore, propelled Tulane to just its second eight-plus win season since 1979.

The season culminated with a pair of upset victories as the Green Wave dominated Southern Miss, 31-10, in the regular season finale, earning a trip to the Hawai'i Bowl to meet Hawai'i on ESPN.

The heavily favored Warriors jumped out to a 14-0 lead and enjoyed a 14-6 halftime advantage before MVP Lynaris Elpheage returned two third-quarter punts – the first for a 60-yard touchdown and the second for 56 yards to set up another score – that turned the game around. Tulane took a 20-14 lead that it would not relinquish. The Wave defense collected eight sacks and forced three turnovers while Losman scored a pair of rushing touchdowns and Moore ran for 116 yards in a 38-26 win.

To get to Hawai'i, the Green Wave overcame a brutal opening stretch that included three straight Conference USA road games. TU went 2-3 over the first month of the season with victories over Southern and Houston before falling to East Carolina and Memphis on the road, and to No. 3 Texas in the Superdome.

Tulane rebounded in October, ripping off four straight victories beginning with a 52-9 win at Louisiana-Monroe as the Green Wave defense did not allow a touchdown for the first time since 1997. A pair of victories over C-USA foes Cincinnati and UAB followed before Navy came to New Orleans for the homecoming game at Tad Gormley Stadium in City Park. In Tulane's first outdoor home game since 1974, Losman tied the school record with five TD passes and Moore broke the Green Wave career rushing record before a sellout crowd of 28,123.

Moore finished his junior season as just the second player in school history to post back-to-back 1,000-yard rushing seasons. The Green Wave defense led the nation in turnovers gained while surrendering just 21.7 points per game.

Date	Opponent	Site	Rank	Score	W/L	Att.
A31	SOUTHERN	NEW ORLEANS		37-19	W	40,337
S7	at Houston*	Houston, Texas		34-13	W	16,307
S14	at East Carolina*	Greenville, N.C.		20-24	L	35,300
S21	at Memphis*	Memphis, Tenn.		10-38	L	32,120
S28	TEXAS	NEW ORLEANS	NR/3	0-49	L	46,678
O5	at UL-Monroe	Monroe, La.		52-9	W	11,645
O12	CINCINNATI*	NEW ORLEANS		35-17	W	19,575
O19	UAB*	NEW ORLEANS		35-14	W	19,343
O26	NAVY (TG)	NEW ORLEANS		51-30	W	28,123
N9	at TCU*	Fort Worth, Texas		10-17	L	27,694
N16	ARMY*	NEW ORLEANS		10-14	L	19,421
N23	SOUTHERN MISS*	NEW ORLEANS		31-10	W	21,832
CONAGRA FOODS HAWAII BOWL						
D25	at Hawai'i	Honolulu, Hawaii		36-28	W	35,513

2003

Record: (5-7, 3-5 CUSA)

Coach: Chris Scelfo

Behind quarterback J.P. Losman and running back Mewelde Moore, Chris Scelfo's fifth team sprinted out to a 3-1 record before injuries decimated the Green Wave defense. A five-game losing streak in the middle of the season derailed Tulane's chances at a winning season, although the Wave came back to win two of its last three games.

Tulane opened the season versus defending league champ TCU on ESPN. After falling behind 31-7, the Green Wave staged a thrilling comeback that fell just short in a 38-35 loss.

The Wave then won its next three contests. First, Losman hit Moore with a 23-yard TD to give Tulane an overtime victory over Northwestern State in the first night game at Tad Gormley Stadium. A week later versus Mississippi State, Barrett Pepper kicked a 32-yard field goal with six seconds left to cap a 17-point fourth-quarter comeback to give Tulane its first win over an SEC team in 25 games. Finally, Tulane defeated Army at West Point, 50-33, as Losman posted his fourth-straight 300-yard passing game.

Moore broke the Conference USA rushing record in the Texas game a week later, but the No. 14 Longhorns dominated the Green Wave, 63-18. Tulane then suffered a 45-42 defeat to Houston in the Homecoming game at Tad Gormley.



The losing streak continued at Louisville, where the Wave fell 47-28 in an ESPN contest, and at home versus Memphis. Each week new players were moved to the defensive line, where the Wave lost nearly two full sets of players to injury. A game at Navy brought Tulane's fifth consecutive loss, and the loss of Moore for the season with a broken hand.

Tulane broke the streak with a 38-24 win at UAB. The defense came up with four turnovers, Losman threw three touchdown passes, while Jovon Jackson gained 183 yards and scored two touchdowns, including one on an 85-yard run to seal the win.

The next week, Tulane gave up 17 first-quarter points to Southern Miss before fighting back. A Losman-Bush hook-up made the score 20-14, but USM put the game away on a 34-yard touchdown pass on a fake field goal attempt. Tulane ended the season on a bright note with a 28-18 win over East Carolina.

In the end, Moore left Tulane with 25 school and league rushing and all-purpose records while receiver Roydell Williams posted a 1,000-yard receiving season. Four defenders finished with more than 100 tackles, led by safety Tra Boger, as the Wave started 11 different lineups on defense during the year.

Date	Opponent	Site	Rank	Score	W/L	Att.
S1	TCU*	NEW ORLEANS	NR/25	35-38	L	28,966
S6	N*WESTERN ST. (TG)	NEW ORLEANS		27-24 (OT)	W	25,116
S13	MISSISSIPPI STATE	NEW ORLEANS		31-28	W	33,723
S20	at Army*	West Point, N.Y.		50-33	W	27,024
S27	at Texas	Austin, Texas	NR/14	18-63	L	83,120
O11	HOUSTON* (TG)	NEW ORLEANS		42-45	L	27,420
O17	at Louisville*	Louisville, Ky.		28-47	L	38,119
O25	MEMPHIS*	NEW ORLEANS		9-41	L	19,357
N1	at Navy	Annapolis, Md.		17-35	L	27,417
N8	at UAB*	Birmingham, Ala.		38-24	W	14,213
N15	at Southern Miss*	Hattiesburg, Miss.		14-28	L	26,987
N22	EAST CAROLINA*	NEW ORLEANS		28-18	W	19,226

2004

Record: (5-6, 3-5 CUSA)

Coach: Chris Scelfo

A three-game November winning streak and four victories in its last six contests lifted Tulane to its second straight five-win season in 2004. Along the way, the Green Wave upset a pair of bowl-bound teams and went on the road to defeat the defending Conference USA champions.

With a new starting quarterback in Lester Ricard, a defensive line made up of underclassmen, and faced with the task of replacing all-time rushing and all-purpose yardage leader Mewelde Moore, the Green Wave started slowly. In September, a home win over Florida A&M, highlighted by a three-touchdown, 134-yard rushing day by Jovon Jackson, was sandwiched between losses to Mississippi State and Southern Miss.

After falling at East Carolina on a last-second field goal, Tulane dropped a 49-24 decision at Memphis to fall to 1-4 on the season. However, on Homecoming at Tad Gormley Stadium, the Green Wave offense put on a show and the defense came up with critical stops as Tulane outscored UAB, 59-55. Ricard completed 36-of-49 passes for 417 yards and a school-record six touchdowns, three of which went to Roydell Williams, who caught 11 passes for 138 yards on the day. Chris Bush caught a pair of touchdown passes, including the game-winner with 27 seconds left.

Tulane lost at Houston, but returned home for its most impressive performance of the season, a 42-10 domination of bowl-bound Navy. Ricard was uncanny, completing 18-of-19 passes for 323 yards and four scores.

A week later versus Army, the Green Wave got 216 rushing yards and three TDs from freshman Matt Forté, and held on for a 45-31 win despite losing Ricard to a broken wrist.

With Ricard sidelined, freshman Richard Irvin provided the heroics the next week as Tulane upset defending C-USA champ TCU in Fort Worth, 35-31. Irvin completed 22-of-37 passes for 282 yards and five TDs, while Bush caught six passes for 136 yards and two scores, including a 12-yarder with 43 seconds left that gave Tulane the win. Williams broke the school and league records for career touchdown catches in the game.

Although the Wave was unable to slow No. 7 Louisville a week later in a game rescheduled from earlier in the season due to Hurricane Ivan, the 2004 season provided a promising glimpse of things to come.

Date	Opponent	Site	Rank	Score	W/L	Att.
S4	at Mississippi St.	Starkville, Miss.		7-28	L	52,114
S11	FLORIDA A&M	NEW ORLEANS		39-19	W	23,214
S25	SOUTHERN MISS*	NEW ORLEANS		14-32	L	27,211
O9	at East Carolina*	Greenville, N.C.		25-27	L	29,584
O16	at Memphis*	Memphis, Tenn.		24-49	L	32,897
O23	UAB (TG)*	NEW ORLEANS		59-55	W	22,541
O30	at Houston*	Houston, Texas		3-24	L	17,204
N6	NAVY	NEW ORLEANS		42-10	W	21,484
N13	ARMY*	NEW ORLEANS		45-31	W	20,357
N27	at TCU*	Fort Worth, Texas		35-31	W	24,362
D4	LOUISVILLE*	NEW ORLEANS	NR/7	7-55	L	22,169

2005

Record: (2-9, 1-5 CUSA)

Coach: Chris Scelfo

Spirits were high when the 2005 team met in August to begin preseason practice. After all, the squad returned 44 letterwinners and 17 starters from the team of a year ago.

But before the Green Wave took a single snap against outside competition, life changed for the team, the University and the Greater New Orleans Area as Hurricane Katrina forced the cancellation of the fall semester.

After an evacuation to Jackson, Miss., a pitstop in Dallas and a relocation to Ruston, La., the Green Wave lived the life of nomads as Tulane played 11 games in 11 weeks in 11 different stadiums while going 2-9.

The Green Wave played hard in the opener against Mississippi State, but with the score knotted at 14-all, a fourth-quarter fumble led to a Bulldog score with 7:44 left to play.

The squad bounced back well the following week at SMU, as Lester Ricard completed 22 of 34 passes for 213 yards and two touchdowns as the Green Wave dumped SMU in the C-USA opener for both teams. A week later, Tulane defeated Southeastern Louisiana, but that would be the final victory of the year for the boys in olive and blue.

Ricard led the team with 1,932 yards through the air, Matt Forté paced the club with 655 yards rushing, and Preston Brown enjoyed a break-through season at wideout where he snared 47 passes for 720 yards and six touchdowns.

Date	Opponent	Site	Rank	Score	W/L	Att.
S17	MISSISSIPPI STATE	SHREVEPORT, LA.		14-21	L	16,421
S24	at SMU*	Dallas, Texas		31-10	W	15,681
O1	SE LOUISIANA	BATON ROUGE, LA.		28-21	W	16,826
O8	HOUSTON*	LAFAYETTE, LA.		14-35	L	15,454
O14	UTEP*	RUSTON, LA.		21-45	L	13,153
O22	at UCF*	Orlando, Fla.		24-34	L	15,009
O29	MARSHALL*	MOBILE, ALA.		26-27	L	13,290
N5	at Navy	Annapolis, Md.		21-49	L	33,608
N12	at Rice*	Houston, Texas		34-42	L	9,162
N19	TULSA*	MONROE, LA.		14-38	L	10,306
N26	at Southern Miss*	Hattiesburg, Miss.		7-26	L	28,730

2006

Record: (4-6, 2-5 CUSA)

Coach: Chris Scelfo

Chris Scelfo's final year at Tulane was an up-and-down season. After spending the entire 2005 campaign away from its uptown campus because of damage from Hurricane Katrina, the Green Wave returned home for the 2006 season. However, Tulane was once again forced to play 12 games during a 12-week stretch.

The Wave opened the season with a dismal showing at Houston, but rebounded with a convincing, 32-29, victory at Mississippi State the following week. Tulane and LSU renewed their rivalry, and in the first game between the two schools in five years, the Tigers topped the Wave, 49-7.

Tulane played its first home game in the Superdome since 2004 when it hosted SMU in the opener. The Greenies battled back and took a late lead, but the Mustangs returned the ensuing kick-off for a touchdown to seize control of the game and Tulane dropped to 1-3.

The following weeks, Tulane cruised past eventual New Orleans Bowl participant Rice, 38-24, but fell at UTEP. Tulane's offense moved the ball at will at No. 8 Auburn, but, suffered three turnovers inside the red zone and could not recover in a 38-13 loss.

Tulane returned home and dispatched Army, 42-28, on homecoming behind quarterback Lester Ricard, who passed for 409 yards and three scores.

The Wave gave Marshall a tough fight on the road and the game was tied, 21-21, heading into the fourth quarter. However, Tulane lost the services of leading rusher Matt Forté for the season when he suffered a season-ending injury while making a tackle following a TU interception. Without Forte in the lineup, Marshall scored 21 unanswered points and prevailed, 42-21.

Tulane managed a 1-2 record to finish the season, including a victory over UCF. Scelfo became the school's career leader for most games coached, but he was relieved of his coaching duties shortly after the final game at Tulsa.

Date	Opponent	Site	Rank	Score	W/L	Att.
S9	at Houston*	Houston, Texas		7-45	L	16,506
S16	at Mississippi State	Starkville, Miss.		32-29	W	38,130
S23	at LSU	Baton Rouge, La.	NR/10	7-49	L	92,135
S30	SMU*	NEW ORLEANS		28-33	L	21,565
O7	RICE*	NEW ORLEANS		38-24	W	15,064
O14	at UTEP*	El Paso, Texas		20-34	L	35,930
O21	at Auburn	Auburn, Ala.	NR/8	13-38	L	79,837
O28	ARMY	NEW ORLEANS		42-28	W	21,053
N4	at Marshall*	Huntington, W.Va.		21-42	L	25,128
N11	SOUTHERN MISS*	NEW ORLEANS		3-31	L	21,687
N18	UCF*	NEW ORLEANS		10-9	W	15,341
N24	at Tulsa*	Tulsa, Okla.		3-38	L	15,502

2007

Record: (4-8, 3-5 CUSA)

Coach: Bob Toledo

A new era in Tulane football began in 2007 with first-year head coach Bob Toledo taking over the reins of the Green Wave program. Toledo brought with him a proven West Coast offense and a resume full of success, but the season belonged to one player— Matt Forté. Forté mesmerized defenses with his running ability and gave the Tulane faithful a once-in-a-lifetime experience throughout the season.

Forté galloped for a Tulane single-season records with 2,127 yards and 23 touchdowns on 361 carries while ranking second on the team with 32 receptions for another 282 yards through the air. His rushing total and 177.2 rushing yards per game average ranked second in the NCAA in 2007, and he also ranked second nationally in scoring with 11.7 points per game. Forté's 2,127 rushing yards marked the seventh-best single-season rushing total in NCAA history and he became the 11th all-time player in to surpass 2,000 rushing yards in one season.



Despite Forté's heroic efforts, Tulane opened the season with a 1-5 record before Forte ran for a school and Conference USA single game record 342 yards and scored four touchdowns, including the game winner in overtime, to down SMU in Dallas, 41-34.

Tulane won two of its final three games of the year, including convincing wins over UTEP and Rice in back-to-back games, but dropped heartbreakers to Army (in overtime), UAB and Memphis by a combined nine points.

Date	Opponent	Site	Rank	Score	W/L	Att.
S8	MISSISSIPPI STATE	NEW ORLEANS		17-38	L	31,076
S15	HOUSTON*	NEW ORLEANS		10-34	L	21,311
S22	SE LOUISIANA	NEW ORLEANS		35-27	W	17,611
S29	LSU	NEW ORLEANS	NR/2	9-34	L	58,769
O6	at Army	West Point, N.Y.		17-20 (OT)	L	30,022
O13	at UAB*	Birmingham, Ala.		21-26	L	24,144
O20	at SMU*	Dallas, Texas		41-34 (OT)	W	14,901
O27	MEMPHIS*	NEW ORLEANS		27-28	L	23,267
N3	TULSA*	NEW ORLEANS		25-49	L	15,271
N10	UTEP*	NEW ORLEANS		34-19	W	15,479
N17	at Rice*	Houston, Texas		45-31	W	11,539
N24	at East Carolina*	Greenville, N.C.		12-35	L	35,362

2008

Record: (2-10, 1-7 CUSA)

Coach: Bob Toledo

A season with a promising 2-2 start ended in disappointment as injuries decimated the Green Wave in 2008 and the team finished with a mark of 2-10. Tulane stayed toe-to-toe with 13th-ranked Alabama before falling late and dropped a heartbreaking contest to No. 14 East Carolina in the final minutes to begin the season 0-2.

Tulane rebounded with consecutive wins over in-state school UL-Monroe and Conference USA rival SMU to improve to 2-2. However, devastating injuries began to mount beginning with the fifth game of the year with a loss to Army, and TU did not crack the win column again. By the time the clock hit 0:00 in the season finale at Memphis, Tulane had lost 17 players to season-ending injuries and many other players were sidelined with nagging injuries as well.

Among the casualties was leading rusher, André Anderson, who was named a Doak Walker Award candidate, and top receiver Jeremy Williams. The team's much-needed depth was gradually depleted over the course of the season and by the end of the year Tulane was relying on back-ups and true freshmen to fill in the holes alongside the remaining starters.

Despite the adverse season, Tulane placed a combined three players on the All-Conference USA First and Second Teams and offensive lineman Troy Kropog, who played in the Under Armour Senior Bowl and was drafted in the fourth round by the Tennessee Titans, while center Michael Parenton signed a free agent contract with the New York Jets.

Date	Opponent	Site	Rank	Score	W/L	Att.
S6	at Alabama	Tuscaloosa, Ala.		6-20	L	92,138
S12	EAST CAROLINA*	NEW ORLEANS		24-28	L	27,189
S20	UL-MONROE	NEW ORLEANS		24-10	W	23,419
S25	SMU*	NEW ORLEANS		34-27	W	25,643
O4	ARMY (TG)	NEW ORLEANS		13-44	L	23,794
O11	at UTEP*	El Paso, Texas		21-24	L	33,121
O25	RICE*	NEW ORLEANS		17-42	L	17,841
N1	at LSU	Baton Rouge, La.		10-35	L	92,136
N8	at Houston*	Houston, Texas		14-42	L	23,522
N15	UAB*	NEW ORLEANS		24-41	L	18,614
N22	at Tulsa*	Tulsa, Okla.		7-56	L	20,391
N29	at Memphis*	Memphis, Tenn.		6-45	L	15,012

2009

Record: (3-9, 1-7 CUSA)

Coach: Bob Toledo

Despite an overall record of 3-9, the 2009 Green Wave football team will go down as the first squad to feature a 1,000-yard rusher and 1,000-yard receiver in the same season and the year was highlighted with the most prolific freshman quarterback in school history.

The Tulane senior duo of running back André Anderson and receiver Jeremy Williams etched their names in the TU annals after Anderson, a Doak Walker candidate, ran for 1,016 yards, becoming the fourth back in school history to eclipse the 1,000-yard rushing plateau in a single season, and Williams, a Fred Biletnikoff candidate, caught 84 passes for 1,113 yards, the fourth best effort in school history. Together, Anderson and Williams accounted for 17 touchdowns and 3,009 all-purpose yards.

Tulane changed quarterbacks at the midway point of the season and redshirt-freshman quarterback Ryan Griffin took over for Joe Kemp and finished 141-of-222 for 1,382 yards and nine touchdowns. Griffin's completions, attempts, passing yardage and touchdown totals were the most by a Tulane freshman quarterback in school history.

The Green Wave struggled to a 0-2 start with losses at home to Conference USA rival Tulsa and to No. 9 BYU, but the team rebounded with a victory over McNeese State and the following week at Army with a field goal in the final minutes for a thrilling come-from-behind victory.

Tulane returned home with a chance to get past the .500 mark, but a 31-10 loss to Marshall on homecoming was the start of a four-game skid. Tulane recorded its last win of the season in the home finale with a 45-38 decision over UTEP.

The Green Wave played its final three games of the season on the road and failed to crack the win column again.

Date	Opponent	Site	Rank	Score	W/L	Att.
S4	TULSA*	NEW ORLEANS		13-37	L	27,638
S12	BYU	NEW ORLEANS		3-54	L	26,224
S26	MCDONNELL STATE	NEW ORLEANS		42-32	W	29,028
O3	at Army	West Point, N.Y.		17-16	W	26,076
O10	MARSHALL*	NEW ORLEANS		10-31	L	28,312
O17	HOUSTON*	NEW ORLEANS	NR/23	16-44	L	22,891
O24	at Southern Miss*	Hattiesburg, Miss.		6-43	L	30,541
O31	at LSU	Baton Rouge, La.	NR/9	0-42	L	92,031
N7	UTEP*	NEW ORLEANS		45-38 (OT)	W	16,791
N14	at Rice*	Houston, Texas		20-28	L	14,728
N21	at UCF*	Orlando, Fla.		0-49	L	31,390
N28	at SMU*	Dallas, Texas		21-26	L	20,335

2010

Record: (4-8-, 2-6)

Coach: Bob Toledo

Despite an overall record of 3-9, the 2009 Green Wave football team will go down as the first squad to feature a 1,000-yard rusher and 1,000-yard receiver in the same season and the year was highlighted with the most prolific freshman quarterback in school history.

The Tulane senior duo of running back André Anderson and receiver Jeremy Williams etched their names in the TU annals after Anderson, a Doak Walker candidate, ran for 1,016 yards, becoming the fourth back in school history to eclipse the 1,000-yard rushing plateau in a single season, and Williams, a Fred Biletnikoff candidate, caught 84 passes for 1,113 yards, the fourth best effort in school history. Together, Anderson and Williams accounted for 17 touchdowns and 3,009 all-purpose yards.

Tulane changed quarterbacks at the midway point of the season and redshirt-freshman quarterback Ryan Griffin took over for Joe Kemp and finished 141-of-222 for 1,382 yards and nine touchdowns. Griffin's completions, attempts, passing yardage and touchdown totals were the most by a Tulane freshman quarterback

in school history.

The Green Wave struggled to a 0-2 start with losses at home to Conference USA rival Tulsa and to No. 9 BYU, but the team rebounded with a victory over McNeese State and the following week at Army with a field goal in the final minutes for a thrilling come-from-behind victory.

Tulane returned home with a chance to get past the .500 mark, but a 31-10 loss to Marshall on homecoming was the start of a four-game skid. Tulane recorded its last win of the season in the home finale with a 45-38 decision over UTEP.

The Green Wave played its final three games of the season on the road and failed to crack the win column again.

Date	Opponent	Site	Rank	Score	W/L	Att.
S2	SOUTHEASTERN LA.	NEW ORLEANS		27-21	W	20,258
S11	OLE MISS	NEW ORLEANS		13-27	L	36,389
S25	at Houston*	Houston, Texas		23-42	L	32,007
O2	at Rutgers	Piscataway, N.J.		17-14	W	47,963
O9	ARMY	NEW ORLEANS		23-41	L	28,756
O16	at Tulsa*	Tulsa, Okla.		24-52	L	23,295
O23	at UTEP*	El Paso, Texas		34-24	W	25,007
O30	SMU*	NEW ORLEANS		17-31	L	18,636
N6	SOUTHERN MISS*	NEW ORLEANS		30-46	L	22,737
N13	RICE*	NEW ORLEANS		54-49	W	16,698
N20	UCF*	NEW ORLEANS		14-61	L	19,069
N27	at Marshall*	Huntington, W.V.		23-38	L	19,302

2011

Record: (2-11, 1-7 CUSA)

Coach: Bob Toledo/Mark Hutson

The Green Wave opened the season with its best start since 2005 with a home win and a road C-USA victory, but things declined after week three and Tulane was unable to crack the win column again.

Bob Toledo's fifth season as head coach was cut short after the seventh game and Mark Hutson assumed coaching duties for the final six games.

The season was highlighted by the individual performances of quarterback Ryan Griffin, running back Orleans Darkwa, linebacker Trent Mackey and defensive end Dezman Moses. Griffin led the squad in total offense with 2,492 yards, including 2,502 passing yards and 13 touchdowns. He threw for over 300 yards against both Syracuse and Memphis. Darkwa scampered for 924 rushing yards, scored 13 touchdowns on the ground and led the team with 37 catches for 305 yards. Mackey was named first team All-Conference USA after posting 145 stops, including 14.0 tackles for a loss. Moses collected 9.5 sacks and 12.0 tackles for loss in his senior season.

Date	Opponent	Site	Rank	Score	W/L	Att.
S3	SOUTHEASTERN LA.	NEW ORLEANS		47-33	W	15,912
S10	TULSA*	NEW ORLEANS		3-31	L	19,752
S17	at UAB*	Birmingham, Ala.		49-10	W	17,658
S24	at Duke	Durham, N.C.		27-48	L	20,138
O1	at Army	West Point, N.Y.		6-45	L	31,235
O8	SYRACUSE	NEW ORLEANS		34-37	L	23,188
O15	UTEP*	NEW ORLEANS		7-44	L	16,690
O22	MEMPHIS*	NEW ORLEANS		17-33	L	25,158
O29	at East Carolina*	Greenville, N.C.		13-34	L	49,410
N5	at SMU*	Dallas, Texas		24-45	L	20,106
N10	HOUSTON*	NEW ORLEANS	NR/11	17-73	L	17,657
N19	at Rice*	Houston, Texas		7-19	L	15,461
N26	at Hawai'i	Honolulu, Hawai'i		23-35	L	27,411

2012

Record: (2-10, 2-6 CUSA)

Coach: Curtis Johnson

Curtis Johnson's era as Tulane's head coach began with Hurricane Isaac making landfall the week before the season, forcing the team to relocate to Birmingham, Ala., to prepare for Rutgers. Adversity struck the very next week in Tulsa when senior Devon Walker suffered a devastating spinal injury on the final play of the first half. The team and the country rallied behind Walker as the season



progressed.

Tulane earned the first victory of the season at home against SMU, 27-26, and returned two weeks later to upend UAB, 55-45, in the Dome for the second win of the year.

Senior quarterback Ryan Griffin and kicker Cairo Santos provided the highlights for the season. Santos was named consensus first team All-America and received the Lou Groza Award as the nation's top place kicker. The junior hit all 21 field goal attempts during the year, including hitting a school record 57-yarder against Rice.

Griffin, despite missing three and a half games, posted career highs across the board after completing 245 of 394 passes for 2,771 yards and 20 touchdowns. For his career, Griffin holds top honors in pass attempts (1,396) and completions (836) while sitting second all-time in passing yards (9,026), completion percentage (.599) and 300-yard games (10), fourth in touchdown passes, and sixth in passing efficiency (122.4).

Date	Opponent	Site	Rank	Score	W/L	Att.
S1	RUTGERS	NEW ORLEANS		12-24	L	26,059
S8	at Tulsa*	Tulsa, Okla.		10-45	L	17,880
S22	OLE MISS	NEW ORLEANS		0-39	L	28,913
S29	UL-MONROE	NEW ORLEANS		10-63	L	18,063
O6	at UL Lafayette	Lafayette, La.		13-41	L	29,758
O13	SMU*	NEW ORLEANS		27-26	W	11,519
O20	at UTEP*	El Paso, Texas		20-24	L	23,234
O27	UAB*	NEW ORLEANS		55-45	W	12,531
N3	RICE*	NEW ORLEANS		47-49	L	15,467
N10	at Memphis*	Memphis, Tenn.		23-37	L	18,796
N17	EAST CAROLINA*	NEW ORLEANS		23-28	L	14,041
N24	at Houston*	Houston, Texas		17-40	L	25,402

2013

Record: (7-6, 5-3 CUSA) – New Orleans Bowl
Coach: Curtis Johnson

Tulane, in the final season as a member of C-USA, enjoyed a turnaround under Curtis Johnson that culminated in a 7-6 overall record, a 5-3 C-USA record and the school's first bowl appearance in 11 years with a berth in the R-L Carriers New Orleans Bowl.

The Green Wave opened its 38th and final season in the Superdome (Tulane did not play in the Superdome in 2005 due to damage from Hurricane Katrina) against Jackson State on Aug. 29 and played its 220th and final game in one of the world's most iconic sports venues against UL Lafayette in front of a New Orleans Bowl record crowd of 54,728 on Dec. 21, 2013.

Tulane began the season with a 2-2 record but came alive in late September with a win at ULM that sparked a four-game win streak. Along the way, Tulane got past North Texas, 24-12, on homecoming thanks to a field goal by Cairo Santos as time expired. The next week, quarterback Devin Powell threw two touchdowns in overtime and Santos kicked a school record five field goals, including the game winner, in a 36-33 win over East Carolina in a three-overtime affair. Powell continued to spark the Green Wave as he led Tulane to a 14-7 win at home over Tulsa for the sixth win of the year. Tulane suffered losses in four of its final five games but did top UTEP, 45-3, in its final C-USA game.

Tulane's defense ranked second in the nation in turnovers (35: 19 int/16 fumbles recovered) and 22nd in overall defense.

Sophomore Lorenzo Doss was named a second-team All-American by several publications, three players received national player of the week honors and six Green Wave earned C-USA Player of the Week honors on eight occasions. Off the field, Tulane was one of four schools to receive the prestigious AFCA Academic Achievement Award and junior safety Sam Scofield was named to the Capital One Academic All-America Second Team and was also named to the C-USA All-Academic Football Team.

Date	Opponent	Site	Rank	Score	W/L	Att.
A31	JACKSON STATE	NEW ORLEANS		34-7	W	20,992
S7	SOUTH ALABAMA	NEW ORLEANS		39-41	L	19,414
S13	at Louisiana Tech*	Ruston, La.		24-15	W	22,035
S21	at Syracuse	Syracuse, N.Y.		17-52	L	36,128
S28	at ULM	Monroe, La.		31-14	W	20,476
O5	NORTH TEXAS*	NEW ORLEANS		24-21	W	20,734
O12	EAST CAROLINA*	NEW ORLEANS		36-33 (3OT)	W	15,157
O26	TULSA*	NEW ORLEANS		14-7	W	22,414

N2	at FAU*	Boca Raton, Fla.		17-34	L	16,406
N9	at UTSA*	San Antonio, Texas		7-10	L	24,606
N23	UTEP*	NEW ORLEANS		45-3	W	19,771
N30	at Rice*	Houston, Texas		13-17	L	20,048
R-L CARRIERS NEW ORLEANS BOWL						
D21	vs Louisiana-Lafayette	New Orleans		21-24	L	54,728

2014

Record: (3-9, 2-6 The American)
Coach: Curtis Johnson

The Tulane football program began a renaissance period in 2014. The Green Wave played its inaugural season in the American Athletic Conference and, for the first time in 40 years, football returned to the Tulane campus with the opening of Yulman Stadium.

The Green Wave hosted Georgia Tech in its first-ever game at Yulman Stadium in front of a capacity crowd of 30,000. Although the Wave came up short, Tulane christened its new home with its first win the following week against Southeastern Louisiana.

Tulane notched its first conference win as a member of The American with a 12-3 victory over UConn.

The Wave posted its last win of the year on the road at Houston, snapping a 10-game skid against the Cougars.

The Tulane offense was composed of many first-year starters, while the Green Wave defense was a seasoned group of veterans.

Redshirt-freshman running back Sherman Badie became the first player in school history to reel off three runs of 65+ yards from scrimmage, including a 90- and 73-yard carries at Tulsa and an 86-yard gallop at Rutgers. Redshirt-freshman quarterback Tanner Lee set six of Tulane's freshman records, while freshman tight end Charles Jones hauled in three touchdowns. Both Badie and Jones earned honorable mention Freshman All-America honors.

On defense, redshirt-freshman cornerback Parry Nickerson led the team and the nation's freshmen group with six interceptions, and was named a First-Team Freshman All-American.

Junior Lorenzo Doss declared for the NFL Draft a year early and was drafted by Denver Broncos, while teammate Taurean Nixon was also drafted by the Broncos.

Date	Opponent	Site	Rank	Score	W/L	Att.
A28	at Tulsa*	Tulsa, Okla.		31-38 (2OT)	L	19,032
S6	Georgia Tech	NEW ORLEANS		21-38	L	30,000
S13	SOUTHEASTERN LA	NEW ORLEANS		35-20	W	26,538
S20	at Duke	Durham, N.C.		13-47	L	20,197
S27	at Rutgers	Piscataway, N.J.		6-31	L	48,361
O11	UConn*	NEW ORLEANS		12-3	W	23,076
O18	at UCF*	Orlando, Fla.		13-20	L	35,015
O31	CINCINNATI*	NEW ORLEANS		14-38	L	21,414
N8	at Houston*	Houston, Texas		31-24	W	32,205
N15	MEMPHIS* (HC)	NEW ORLEANS		7-38	L	28,614
N22	at East Carolina*	Greenville, N.C.		6-34	L	48,433
D6	TEMPLE*	NEW ORLEANS		3-10	L	20,612

2015

Record: (3-9, 1-7 The American)
Coach: Curtis Johnson

The Curtis Johnson era came to a close with a 3-9 overall record and 1-7 finish in the American. Tulane faced a fierce schedule full of nationally-ranked teams and did not fare well. The Green Wave played six opponents that were either undefeated, ranked or receiving votes at the time of the game and went 0-6.

Tulane opened the season with a pair of losses to ACC squads Duke and Georgia Tech, but rebounded with wins at home over Maine and UCF to pull to 2-2.

But four straight games against teams either nationally-ranked or receiving votes saw the Green Wave drop all four contests and fell to 2-6 on the year.

Tulane then came up short to UConn in a homecoming game played in monsoon-like conditions, 7-3. The Green Wave notched its third and final win of the season at Army when sophomore kicker Andrew DiRocco drilled the game-winning field goal as time expired.

Tulane lost its last two games of the season and Johnson was fired the following day after the final game.

Individually, quarterback Tanner Lee and receiver Teddy Veal hooked up for a 90-yard touchdown, the second-longest passing play in school history, while sophomore running back Dontrell Hilliard ripped off an 85-yard touchdown romp vs. Maine for the ninth-longest run from scrimmage in school history.

Junior linebacker Nico Marley led the team in tackles with 82, while junior defensive tackle Tanzel Smart recorded a team-best 15.0 stops for lost yardage and both players were named to the American Athletic Conference first team.

Date	Opponent	Site	Rank	Score	W/L	Att.
S3	DUKE	NEW ORLEANS		7-37	L	25,470
S12	at Georgia Tech	Atlanta, Ga.	NR/15	10-65	L	50,435
S19	MAINE	NEW ORLEANS		38-7	W	21,114
O3	UCF*	NEW ORLEANS		45-31	W	20,024
O10	at Temple*	Philadelphia, Pa.		10-49	L	35,179
O16	HOUSTON*	NEW ORLEANS	NR/24	7-42	L	21,522
O24	at Navy*	Annapolis, Md.		14-31	L	32,033
O31	at Memphis*	Memphis, Tenn.	NR/16	13-41	L	30,381
N7	UConn* (HC)	NEW ORLEANS		3-7	L	26,775
N14	at Army	West Point, N.Y.		34-31	W	21,217
N21	at SMU*	Dallas, Texas		21-49	L	14,954
N27	TULSA*	NEW ORLEANS		34-45	L	22,672

2016

Record: (4-8, 1-7 The American)
Coach: Willie Fritz

In 2016, Tulane turned to Willie Fritz — a coach who had won at every level — to lead the football program. Fritz's first season produced a 4-8 record. In its first season under Fritz's offensive system, the Green Wave scored at least 30 points in five games, four of which resulted in victories. The Wave was not far off from a winning season, however, as three of its losses were by seven points or less.

The Tulane offense rushed for more than 200 yards in seven games, while the defense ranked in the top-15 in the nation in turnover margin. The defense picked up nine more turnovers than the team gave away, and its 15 fumble recoveries ranked second in the country.

Tulane opened the season with a close 7-3 defeat at ACC foe Wake Forest. Fritz picked up his first victory at Tulane in the second game of the season — a 66-21 defeat of Southern in his first contest at Yulman Stadium. The Wave topped ULL in a four-overtime marathon, pulling out a 41-39 thrilling victory. Tulane picked up its first road victory the following week with a 31-24 win at UMass.

Tulane ended the 2016 season on a high note with a big 38-13 win at UConn in the final contest of the year. It was the first conference win of the year, and the first time a Tulane team had won a regular season road finale since 1997.

Senior linebacker Nico Marley and senior defensive tackle Tanzel Smart were named first-team All-American Athletic Conference for a second straight year, while junior cornerback Parry Nickerson was selected to the second team by a vote of the conference's head coaches.

Smart was selected in the sixth round of the NFL Draft by the Los Angeles Rams, while Marley signed a free agent contract with the Washington Redskins.

Date	Opponent	Site	Rank	Score	W/L	Att.
S10	SOUTHERN	NEW ORLEANS		66-21	W	27,179
S17	NAVY*	NEW ORLEANS		14-21	L	21,503
S24	UL LAFAYETTE	NEW ORLEANS		41-39 (4OT)	W	24,253
O1	at Massachusetts	Amherst, Mass.		31-24	W	14,892
O14	MEMPHIS*	NEW ORLEANS		14-24	L	21,098
O22	at Tulsa*	Tulsa, Okla.		27-50	L	22,349
O29	SMU* (HC)	NEW ORLEANS		31-35	L	25,780
N5	at UCF*	Orlando, Fla.		6-37	L	31,571
N12	at Houston*	Houston, Texas		18-30	L	36,552
N19	TEMPLE*	NEW ORLEANS		0-31	L	16,497
N26	at UConn*	East Hartford, Conn.		38-13	W	20,764



2017

Record: (5-7, 3-5 The American)
Coach: Willie Fritz

Year two of the Willie Fritz era saw significant improvement in a number of statistical areas, including rushing yards per game, as the team averaged 231.5 yards per game to rank 20th in the nation. The Green Wave also proved to be very careful with the football, committing just 11 turnovers on the year.

Tulane was tested throughout the season, facing off against three ranked opponents, including Oklahoma, which concluded the year in the College Football Playoff. The Green Wave were especially impressive at home, finishing the year with a 4-2 record at Yulman Stadium, their best record at home since going 5-1 in 2013. In the six home games, the Green Wave averaged 31.6 points, 254.8 rushing yards and 186.8 passing yards per game.

Although the Green Wave dropped seven games in 2017, four of those losses came by six points or fewer, including the season finale against SMU, which was decided on the final play of the game.

Following the season, Tulane had four players earned All-American Athletic Conference honors, including Parry Nickerson, Dontrell Hilliard, Rae Juan Marbley and Donnie Lewis Jr.

Date	Opponent	Site	Rank	Score	W/L	Att.
S3	Grambling State	NEW ORLEANS		43-14	W	15,940
S9	at Navy	Annapolis, Md.		21-23	L	30,420
S16	at Oklahoma	Norman, Okla.	NR/2	14-56	L	86,290
S23	ARMY	NEW ORLEANS		21-17	W	16,643
O7	TULSA*	NEW ORLEANS		62-28	W	11,971
O14	at FIU	Miami, Fla.		10-23	L	16,433
O21	USF*	NEW ORLEANS	NR/16	28-34	L	17,256
O27	at Memphis*	at Memphis, Tenn.	NR/24	26-56	L	17,989
N4	CINCINNATI*	NEW ORLEANS		16-17	L	20,798
N11	at East Carolina*	Greenville, N.C.		31-24(ot)	W	36,178
N18	HOUSTON*	NEW ORLEANS		20-17	W	19,026
N25	at SMU*	Dallas, Texas		38-41	L	14,209

2018

Record: (7-6, 5-3 The American) – Cure Bowl
Coach: Willie Fritz

The Green Wave returned to a bowl game for the first time in five seasons during the third year of the Willie Fritz era, winning the AutoNation Cure Bowl over in-state rival Louisiana-Lafayette for their first bowl victory since the 2002 Hawai'i Bowl. Tulane had its first winning season since 2013 and just the program's fifth winning campaign in the last 37 years.

Tulane's running game was difficult to stop with the tandem of Darius Bradwell and Corey Dauphine racking up nearly 2,000 combined rushing yards. Through the air, Darnell Mooney nearly reached 1,000 yards by himself and posted eight touchdown catches.

Quarterback Jonathan Banks began the year as the team's starter, but transfer Justin McMillan got the Green Wave four wins in its final five regular-season games to earn Tulane a bowl bid and a share of The American's West Division title.

Defensively, Patrick Johnson emerged as a star, leading the nation among sophomores with 10.5 sacks. Johnson, Zachery Harris, Donnie Lewis Jr., and Roderic Teamer Jr. were all named second team all-conference.

In the Cure Bowl, Tulane jumped out to a 24-7 advantage before the Ragin' Cajuns fought back to shrink the Green Wave's lead to just 27-24 early in the fourth quarter. But touchdowns from Bradwell and McMillan on the ground gave Tulane a 41-24 victory at Camping World Stadium in Orlando.

Date	Opponent	Site	Rank	Score	W/L	Att.
A31	WAKE FOREST	NEW ORLEANS		17-23(ot)	L	15,478
S8	NICHOLLS	NEW ORLEANS		42-17	W	21,092
S15	at UAB	Birmingham, Ala.		24-31	L	21,991
S22	at Ohio State	Columbus, Ohio	NR/4	6-49	L	103,336
S28	MEMPHIS*	NEW ORLEANS		40-24	W	16,631
O6	at Cincinnati*	Cincinnati, Ohio		21-37	L	32,200
O20	SMU*	NEW ORLEANS		23-27	L	13,987
O27	at Tulsa*	Tulsa, Okla.		24-17	W	16,133

N3	at USF*	Tampa, Fla.	41-15	W	31,388
N10	ECU*	NEW ORLEANS	24-18	W	20,860
N15	at Houston*	Houston, Texas	17-48	L	24,209
N24	NAVY*	NEW ORLEANS	29-28	W	20,042
AUTONATION CURE BOWL					
D15	vs. UL-Lafayette	Orlando, Fla.	41-24	W	19,066

2019

Record: (7-6, 3-5 The American)
Armed Forces Bowl
Coach: Willie Fritz

Tulane continued its momentum from an impressive 5-1 finish to the 2018 season by jumping out to a 5-1 mark to open the 2019 campaign. The Green Wave's strong start to the year moved Tulane to within one spot of cracking the Top 25 and posted their best start to a season in over 20 years. Tulane's strong start to the 2019 season included a win at Army, which ended the Black Knights 15-game home winning streak and a thrilling 38-31 win at home over Houston in front of a nationally-televised audience.

Following a convincing 38-26 win over Tulsa in front of nearly 30,000 fans on homecoming, Tulane earned a bid to its 13th bowl appearance and would face off in the 2020 Lockheed Martin Armed Forces Bowl where it would face Southern Miss. In the matchup against Southern Miss, Tulane overwhelmed the Golden Eagles by scoring 30 unanswered points to secure its second straight bowl victory.

Tulane's win over Southern Miss marked the first time in program history that the Green Wave had won back-to-back bowls.

The Green Wave featured an explosive rushing attack that surpassed 3,000 yards on the ground for the first time in school history. Tulane closed the year with a school-record 5,841 yards of total offense which broke the record set by the 1998 team.

Date	Opponent	Site	Rank	Score	W/L	Att.
A29	FIU	NEW ORLEANS		42-14	W	16,361
S7	at Auburn	Auburn, Ala.	NR/10	6-24	L	85,317
S14	MISSOURI STATE	NEW ORLEANS		58-6	W	18,746
S19	HOUSTON*	NEW ORLEANS		38-31	W	21,032
O5	at Army	West Point, N.Y.		42-33	W	38,019
O12	UCONN*	NEW ORLEANS		49-7	W	17,040
O19	at Memphis*	Memphis, Tenn.		17-47	L	30,221
O26	at Navy*	Annapolis, Md.		38-41	L	31,118
N2	TULSA*	NEW ORLEANS		38-26	W	27,417
N16	at Temple*	Philadelphia, Pa.		21-29	L	27,850
N23	UCF*	NEW ORLEANS		31-34	L	21,032
N30	at SMU*	Dallas, Texas		20-37	L	20,761
LOCKHEED MARTIN ARMED FORCES BOWL						
J4	vs. UL-Lafayette	Ft. Worth, Texas		30-13	W	38,513

2020

Record: (6-6, 3-5 The American)
Famous Idaho Potato Bowl
Coach: Willie Fritz

Tulane overcame tremendous adversity with the COVID-19 Pandemic in the 2020 season. Just a month before the year began, Tulane added two games to the non-conference schedule. After a season win at South Alabama, the Tulane-Navy game was broadcast nationally on ABC. This was the first time since 1980 a Tulane home game was on the network. The Green Wave also welcomed just third ranked team to Yulman Stadium since the venue opened in 2014 as No. 17/18 SMU came to New Orleans.

After a slow start to the season, the Olive and Blue reeled off three straight convincing wins. The final win in the third-game win streak was at home against Army to hand the Green Wave their first win over a nationally-ranked opponent since 1984. Tulane wrapped up the regular season with a win over Memphis to conclude the third straight six-win campaign for the Olive and Blue. Tulane received a bowl bid for the third straight year, which marked the first time in program history the Green Wave went to a bowl game three seasons in a row.

Tulane recorded 2,605 rushing yards and 2,120 passing yards over the 12-game season. The Green Wave started their first true freshman quarterback since 1998 in Michael Pratt. Three student-athletes - Cameron Sample, Patrick Johnson and Ryan Wright all earned first team All-American Athletic conference honors after the conclusion of the year. Sample and Johnson were selected in the NFL Draft. Sample was taken in the fourth round and was the highest Tulane player selected in the NFL Draft since Troy Kropog in 2009.

Date	Opponent	Site	Rank	Score	W/L	Att.
S12	at South Alabama	Mobile, Ala.		27-24	W	6,000
S19	NAVY	NEW ORLEANS		24-27	L	0
S26	at Southern Miss.	Hattiesburg, Miss.		66-24	W	0
O8	at Houston*	Houston, Texas		31-49	L	8,164
O16	SMU*	NEW ORLEANS		34-37	L	0
O24	at UCF*	Orlando, Fla.		34-51	L	9,148
O31	TEMPLE*	NEW ORLEANS		38-3	W	1,200
N7	at East Carolina*	Greenville, N.C.		38-21	W	3,500
N14	ARMY	NEW ORLEANS		38-12	W	1,200
N19	at Tulsa*	Tulsa, Okla.		24-30 (OT)	L	0
D5	MEMPHIS*	NEW ORLEANS		35-21	W	2,400
FAMOUS IDAHO POTATO BOWL						
D22	vs. Nevada	Boise, Idaho		27-38	L	0



2021 TULANE FOOTBALL SCHEDULE

9.4



OKLAHOMA

abc / 11AM

9.11



MORGAN STATE

ESPN+ / 6PM

9.18



AT OLE MISS

ESPN 2 7PM

9.25



UAB

10.2



AT ECU

10.7



HOUSTON

ESPN / 6:30PM

10.21



AT SMU

ESPN / 6:30PM

10.30



CINCINNATI

11.6



AT UCF

11.13



TULSA

11.20



USF

11.27



AT MEMPHIS