



TULANE FOOTBALL

146 NFL DRAFT PICKS | 99 ALL-AMERICA SELECTIONS | EIGHT NATIONAL FOOTBALL FOUNDATION HALL OF FAMERS | 14 BOWL APPEARANCES

GAME 14	#16/14/17 TULANE (11-2) vs. #10/8/8 USC (11-2) - 87TH COTTON BOWL CLASSIC (CFP/AP/USAT) (CFP/AP/USAT)	
	1.2.23 12 P.M. ARLINGTON, TX AT&T STADIUM (80,000)	
	TULANE GREEN WAVE Head Coach: Willie Fritz Record at Tulane: 42-45 (7th year) Overall: 235-119-1 (30th year)	 USC TROJANS Head Coach: Lincoln Riley Record at USC: 11-2 (2nd year) Overall: 66-12 (6th year)

Last Time Out

NEW ORLEANS – The 18th-ranked Tulane football team (11-2) kept its magical season going with a thrilling 45-28 victory over No. 22 CFP UCF (9-4) on Saturday at Yulman Stadium in the American Athletic Conference (AAC) Football Championship game. It was the first-ever AAC football title for the program and the first time the football team both played in and hosted the conference championship game.

Michael Pratt totaled five touchdowns in the contest (four passing and one rushing) to go along with a career-high 394 passing yards on his 20 completions. He was the first Tulane player to throw for more than 350 yards since Justin McMillan in 2018. Pratt also ran for 48 yards and the score. For his standout play, He was named the AAC Football Championship Game's Most Outstanding Player.

Tyjae Spears led a strong rushing attack with 199 yards and a touchdown on his 22 attempts.

Shae Wyatt led the team with his five catches. He recorded 110 receiving yards and a pair of scores. Wyatt was one of two Tulane receivers that went over 100 yards in the game with Duece Watts catching three passes for 134 yards and a touchdown. The two receivers with over 100 yards were a first for the program since 2017 when Darnell Mooney (168) and Terren Encalade (111) accomplished the feat.

It was the first time that Tulane has had a 100+ yard rusher, at least one 100+ receiver and a 300 + passer since the team accomplished the feat against Rice in 2010 (Orleans Darkwa – 113 rushing / Ryan Grant – 140 receiving / Ryan Griffin – 314 passing).

Dorian Williams led the defense with 10 tackles, two stops for loss and a sack. Larry Brooks totaled nine tackles. Nick Anderson had eight tackles including half a sack. Darius Hodges had seven tackles, two tackles for loss and a sack. Jesus Machado picked up seven tackles. Macon Clark totaled seven stops. Keith Cooper had five tackles and a sack and a half. Patrick Jenkins totaled four tackles and two sacks.

Tulane's offense ended the contest with 648 yards (254 rushing and 394 passing). The total yardage was the fourth-most in school history and the most since the 2017 campaign. The program's defense recorded six sacks and nine tackles for loss.

In game action, the Tulane offense scored first as Pratt connected with Wyatt from 10 yards out to give the Green Wave the 7-0 lead with 7:46 remaining in the opening quarter.

After a stop for the Tulane defense, the Green Wave offense marched down the field and picked up the 27-yard field goal from Valentino Ambrosio to put the score at 10-0 with 1:01 remaining in the opening quarter.

UCF capitalized on the momentum of a fourth down stop to score their first touchdown of the game as Xavier Townsend ran it in from the five to cut the deficit to 10-7 with 6:48 remaining in the second quarter.

The Green Wave's passing attack answered back on the next drive as Pratt and Lawrence Keys connected for a 43-yard pitch-and-catch touchdown to again go up two scores, 17-7, with 5:00 before the half. That score would hold heading into the break.

In the second half, Spears electrified the crowd with 60-yard touchdown run where he alluded six defenders before ending up in the end zone to put the score at 24-7 Tulane with 12:09 remaining in the quarter.


UCF would not go quietly as it drew to within two scores on a 17-yard touchdown pass from Plumlee to Kobe Hudson at the end of the third quarter.

Tulane would answer to start the fourth as Pratt and Watts connected on a 73-yard pitch-and-catch to increase its lead to three scores, 31-14, with 14:29 remaining in the contest. The 73-yard reception was the longest pass play in the history of the AAC Football Championship game.

UCF drew to within to two scores on a 49-yard touchdown pass to Hudson. After a defensive stop, the Knights kept coming and crept to within a field goal on the touchdown run from Isaiah Bowser to put the score at 31-28 with 9:48 remaining in the game.

Tulane added a huge touchdown and some much-needed breathing room as Pratt connected with Wyatt for a 60-yard touchdown to put the Green Wave up 38-28 with 8:18 remaining.

After another big defensive stand, the Tulane offense continued to roll with Pratt rushing it in from 18 yards out to put the Green Wave up 45-28 with 4:04 remaining in the game in what would be the final score.



2022 TULANE SCHEDULE

DATE	OPPONENT	TIME/RESULT	TV
Sept. 3	UMASS	W, 42-10	ESPN+
SEPT. 10	ALCORN STATE	W, 52-0	ESPN+
Sept. 17	at Kansas State	W, 17-10	ESPN+
SEPT. 24	SOUTHERN MISS	L, 24-27	ESPN+
Sept. 30	at Houston*	W, 27-24 (OT)	ESPN
OCT. 8	EAST CAROLINA*	W, 24-9	ESPN
Oct. 15	at USF*	W, 45-31	ESPN
OCT. 22	MEMPHIS*	W, 38-28	ESPN2
Nov. 5	at Tulsa*	W, 27-13	ESPN
NOV. 12	UCF*	L, 31-38	ESPN2
NOV. 17	SMU*	W, 59-24	ESPN
Nov. 25	at Cincinnati*	W, 27-24	ABC
DEC. 3	UCF!	W, 45-28	ABC
Jan. 2	vs. USC@	12 P.M.	ESPN

* American Athletic Conference game | ! American Athletic Conference Championship Game | @ 87th Cotton Bowl Classic | All times Central | Home games in BOLD CAPS

SERIES: 13th meeting (USC leads 2-1)

Last Result: USC 20, Tulane 13 (December 21, 1946)

Current Streak: USC, W1

NATIONAL TV: ESPN

Play-by-Play Mark Jones

Analyst Robert Griffin III

Reporter Quint Kessenich

NATIONAL RADIO: ESPN RADIO

Play-by-Play Brad Sham

Analyst Dusty Dvoracek

Reporter Taylor McGregor

RADIO: 104.1 The Spot; DIGITAL: Tulane Athletics App & Varsity Network App; SAT-

ELLITE RADIO: TBA

Play-by-Play Corey Gloor

Analyst Steve Barrios

Sideline Maddy Hudak

TULANE STRATEGIC COMMUNICATIONS

JASON CORRIHER - ASSISTANT AD

Cell: 740-331-1497

E-mail: jcorriher@tulane.edu

Twitter: @JasonCorriher; IG: @jason.corriher

JOE PRISCO - DIRECTOR

Cell: 708-822-9969

E-mail: jprisco@tulane.edu

OFFICIAL SOCIAL MEDIA CHANNELS

Twitter @GreenWaveFB@TulaneAthletics

Instagram @GreenWaveFB@TulaneAthletics

Facebook GreenWaveFootball/TUGreenWave

YouTube TUGreenWave

Hashtags #NolaBuilt #RollWave

#NolaBuilt #RollWave



Collegepressbox is the official media website for Division I football. Access and download game notes, quotes, statistics, media guides, headshots, logos and more for all FBS schools, conferences, postseason games, awards and the College Football Playoff. For access, please register for an account at collegepressbox.com/register.

COVERING THE GREEN WAVE

TULANE FOOTBALL MEDIA SCHEDULE: USC WEEK - ALL TIMES CENTRAL					
DEC. 28 Wednesday	DEC. 29 Thursday	DEC. 30 Friday	DEC. 31 Saturday	Jan. 1 Sunday	Jan. 2 Monday
No media availability, but it is open for 15 minutes near the beginning of practice. Practice, 10:15-noon	Open portion for 15 minutes near the beginning of practice. The rest of the practice is CLOSED . Practice: 10:15-noon Media availability is 12:15-1 p.m. with OC Jim Svoboda, C Sincere Haynesworth, G Prince Pines, RB Tyjae Spears, WR Shae Wyatt	Open portion for 15 minutes near the beginning of practice. The rest of the practice is CLOSED . Practice: 10:15-noon Media availability is 12:15-1 p.m. with DC Chris Hampton, LB Nick Anderson, S Larry Brooks, Nickel Macon Clark, DL Patrick Jenkins, LB Dorian Williams	Practice, 10:30 a.m.-12:15 p.m. Media availability is 12:45-1:30 p.m. with HC Willie Fritz and the Green Wave's starters.	No media availability.	Gameday. Media availability after the game.

MEDIA OPPORTUNITIES & SERVICES

WEEKLY NEWS CONFERENCE

During the regular season, head coach Willie Fritz and selected players will meet with the media each Tuesday at a designated time set prior to the season. Requests for specific players should be made to the Strategic Communications office.

INTERVIEWS

All interview requests for head coach Willie Fritz, any assistant coaches and players must be coordinated through the Strategic Communications office.

ENTRANCE TO PRACTICE

Media members should enter Yulman Stadium through the Wilson Center.

MEDIA VIEWING AT PRACTICE

Media members may watch practice from the sidelines or in the stands. No media member is permitted on the field of play at any time.

SHOOTING VIDEO AT PRACTICE

TV crews are encouraged to come out to practice to shoot b-roll footage. When shooting practice, we kindly ask that you DO NOT film any All-22 shots. If you have any questions, please feel free to contact Jason Corriher from the Strategic Communications office at 740-331-1497.

POST PRACTICE MEDIA AVAILABILITY

Post practice media availability will be conducted in person inside the Yulman Stadium field level suite. All player and coach interview requests must be submitted to Assistant Athletic Director for Strategic Communications, Jason Corriher.

WEBSITE

Updated statistics, game recaps, weekly releases, player and coaches' bios, historical, broadcast and ticket information, can be found at TulaneGreenWave.com. Media are encouraged to check the website regularly for the latest Green Wave Athletics news.

VIDEO SERVICES

Requests for video footage of the football team should be made to the Strategic Communications office. Please allow a minimum of three days lead time for video requests.

ACCESSING INFORMATION

In addition to TulaneGreenWave.com and the official football-specific social media outlets, the latest news, weekly releases, updated depth charts, rosters and season and single game statistics can be sent on a daily or weekly basis via e-mail. Contact the appropriate staff member in the Strategic Communications office to be added to a particular sport's media distribution list.

TULANE FOOTBALL QUICK FACTS

Location.....	New Orleans, La.
Founded.....	1834
Enrollment.....	13,581 (Private)
Nickname.....	Green Wave
Mascot.....	Riptide, Angry Wave
Colors.....	Olive Green & Sky Blue
Conference.....	American Athletic Conference
President.....	Michael A. Fitts
Director of Athletics.....	Troy Dannen
Faculty Representative.....	Michele Adams
Stadium.....	Yulman Stadium (30,000)
Surface.....	UBU Speed Series 5M (Artificial)
Yulman Stadium Press Box.....	(504) 314-7490
Athletics Department Phone.....	(504) 865-5500
Athletics Ticket Information.....	(504) 861-9283

COACHING STAFF

Willie Fritz (Pittsburg State, 1983).....	Head Coach, 7th year
Tulane Overall/Conference Records.....	42-45/23-33 The American
Overall Record/Year.....	235-119-1/30th year
NCAA Record/Year.....	196-114-0/26th year
Jim Svoboda.....	Offensive Coordinator/Quarterbacks, 1st year
Chris Hampton.....	Defensive Coordinator/Safeties, 6th year
Josh Christian-Young.....	Defensive Backs, 3rd year
Robby Discher.....	Special Teams, 1st year
John McMenamin.....	Wide Receivers, 1st year
Michael Mutz.....	Linebackers, 7th year
Slade Nagle.....	Tight Ends, 7th year
Eman Naghavi.....	Offensive Line, 1st year
Travian Robertson.....	Defensive Line, 1st year
Derrick Sherman.....	Running Backs, 1st year

TEAM INFORMATION

Offensive Formation.....	Multiple
Defensive Formation.....	Multiple
2021 Overall Record.....	2-10
2021 Conference Record/Finish.....	1-7/T-9th
Letterwinners Returning/Lost.....	51/18
Starters Returning.....	18 (7 offense/8 defense/1 specialists)
Starters Lost.....	7 (4 offense/3 defense/2 specialists)

PRESEASON WATCH LISTS (15)

Nick Anderson	Campbell Trophy
	Wuerffel Trophy
Larry Brooks III	Senior Bowl
Sincere Haynesworth	Rimington Trophy
	Outland Trophy
	Senior Bowl
	Earl Campbell Award
Ethan Hudak	Patrick Mannelly Award
Jha'Quan Jackson	Hornung Award
Tyrick James	Mackey Award
Michael Pratt	Maxwell Award
	Golden Arm Award
Tyjae Spears	Doak Walker Award
Dorian Williams	Butkus Award
	Senior Bowl

Elite Company

The Green Wave is also in elite company statistically. The program is in the top 25 nationally in:

- Punt Return Average Allowed: 3rd, 1.0
- 30+ Yard Plays Allowed: T-5th, 14
- Fewest Penalties/Game: T-6th, 4.0
- Fewest Penalty Yards/Game: T-7th, 34.6
- Passes Had Intercepted: T-8th, 5
- 20+ Yard Plays Allowed: T-8th, 38
- Yards Per Passing Attempt Allowed: T-8th, 6.0
- Pass Efficiency: 10th, 159.0
- Fewest Punt Returns Allowed: T-11th, 8
- 20+ Yard Plays: 12th, 77
- 30+ Yard Plays: 13th, 33
- 50+ Yard Plays Allowed: T-14th, 3
- 40+ Yard Plays Allowed: T-15th, 7
- Yards/Play Allowed: T-15th, 4.81
- 10+ Yard Plays Allowed: T-16th, 134
- Yards Per Passing Attempt: T-16th, 8.6
- Passing Yards Allowed/Game: 18th, 188.5
- Rushing TDs: 19th, 30
- Pass Efficiency Defense: 20th, 117.59
- Scoring Offense: 21st, 35.2
- 50+ Yard Plays: T-21st, 9
- Kickoff Returns: 23rd, 21.71
- Kickoff Return Defense: 24th, 17.08
- Yards/Play: 24th, 6.38
- Scoring Defense: T-24th, 20.5

Individually, the numbers are as follows:

- Kick Returns: **Lawrence Keys III**, 5th, 28.1
- Total TDs: **Tyjae Spears**, 8th, 17
- Solo Tackles/Game: **Dorian Williams**, 9th, 5.5
- Scoring Responsibility/Game: **Michael Pratt**, 10th, 18.0
- Yards Per Reception: **Shae Wyatt**, 10th, 19.77; **Duce Watts**, 16th, 18.52
- Rushing Yards/Carry: **Tyjae Spears**, 11th, 6.49
- Punt Returns: **Jha'Quan Jackson**, 11th, 10.1
- Rushing TDs: **Tyjae Spears**, 12th, 15
- Pass Efficiency: **Michael Pratt**, 14th, 159.7
- Rushing Yards: **Tyjae Spears**, 14th, 1,376
- Yards/Pass Attempt: **Michael Pratt**, 18th, 8.64
- Passing TDs: **Michael Pratt**, 19th, 25
- Passing Yards/Completion: **Michael Pratt**, 20th, 13.41
- All-Purpose Yards/Game: **Tyjae Spears**, 25th, 124.46

Historic

The Green Wave has 11 victories on the season, the most since its magical 12-0 season of 1998. The nine-game improvement in wins from last year (2-10) also ties the FBS record.

Tulane finished with seven AAC victories, which is the most in the program's history and the most league wins ever since the Green Wave posted eight in 1934 as members of the Southeastern Conference.

Tulane's Bowl History

The Green Wave is 6-8 all time in 14 bowl appearances. They are as follows:

- 1932 Rose Bowl vs. USC - L, 21-12
- 1935 Sugar Bowl vs. Temple - W, 20-14
- 1940 Sugar Bowl vs. Texas A&M - L, 14-13
- 1970 Liberty Bowl vs. Colorado - W, 17-3
- 1973 Astro-Bluebonnet Bowl vs. Houston - L, 47-7
- 1979 Liberty Bowl vs. Penn State - L, 9-6
- 1980 Hall of Fame Bowl vs. Arkansas - L, 34-15
- 1987 Independence Bowl vs. Washington - L, 24-12
- 1998 Liberty Bowl vs. BYU - W, 41-27
- 2002 Hawaii Bowl vs. Hawaii - W, 36-28
- 2013 New Orleans Bowl vs. Louisiana - L, 24-21
- 2018 Cure Bowl vs. Louisiana - W, 41-24
- 2020 Armed Forces Bowl vs. Southern Miss - W, 30-13
- 2020 Idaho Potato Bowl vs. Nevada - L, 38-27

Air Attack/Pratt

If the Green Wave can get through the Cotton Bowl without throwing an interception, it will set the single-season school mark for fewest picks allowed with five. Tulane tossed six twice (1998, 2017) and those totals came in seasons that lasted 12 games or fewer.

The 3,078 yards Tulane passing yards this year is the seventh-most on the school's single season list and 15 yards from tying the 2003 team (3,093) for sixth. The program is 112 from reaching fifth, set

by the 2011 team (3,190) and 274 yards from reaching fourth, set by the 1998 team (3,352). The team is 281 yards from tying the 2012 team (3,359) for third and 420 yards from reaching the 2001 team's mark (3,498) in second.

The team's 28 passing touchdowns are tied for the third-most in a single season along with the 2004 team. Tulane is six touchdown passes from tying the 2003 team (34) for second.

Michael Pratt (2,775) is 58 yards from tying the school single-season record for passing yards by a junior along with Patrick Ramsey (2,833). Pratt (25 TD passes in 2022) also needs one scoring toss to pass Ramsey for second on the school's single-season list.

Quarterback Michael Pratt tossed four touchdowns against UCF to give him 66 for his career, placing him third place on Tulane's all-time list.

Next up on the list is Shaun King's total of 70, which is good for second.

Patrick Ramsey (72) has the all-time school record.

Pratt has now thrown a touchdown in 33 of his 34 career games with the Green Wave. The only contest when he didn't find the end zone was November 6, 2021 at UCF.

Ground Game/Spears

Tulane's 2562 rushing yards is seventh in a single season. The program is 43 yards from sixth and the 2020 squad (2,605), 175 rushing yards from reaching fifth and the 2016 team (2,737), 216 yards from reaching fourth and the 2017 team (2,778) and 274 yards from the 2018 team (2,836) in third place.

The team's 30 rushing touchdowns this year are the fifth-most in a single season. The team is one rushing touchdown from reaching the 2017 team (31) in fourth, two rushing touchdowns from the 2020 team (32) in third and three rushing touchdowns from reaching the 2019 team (33) in second place.

Tyjae Spears (81.9) is fourth in career rushing yards per game. Spears is the school's all-time leader in yards per carry (6.6), ahead of Eddie Price (6.0 - 1946-49). Spears has 13 career 100+ rushing games which is tied for the third-most in school history along with Eddie Price. Spears (1,376) is second in single-season rushing behind Matt Forte's 2,127 yards in 2007. His 15 rushing touchdowns are also second on the single-season list behind Forte's 23, also in 2007.

In scoring, Spears (17) is third in single-season total touchdowns, two from reaching Charles Flournoy's 1925 mark (19) in second.

The Offense and the History Books

Tulane's 5,640 total offensive yards are the second-most in school history and 201 from the all-time lead (5,841 - 2019). Tulane's 287 first downs are the third-most in a single season and seven from reaching second (294 - 1998) and 12 from tying the school record (299 - 2018).

Pratt's 3,170 total yards (395 rush and 2,775 passing) this year is the fourth-most in a single season in school history. He is 19 yards from reaching third and Justin McMillan (3,189 - 2019) and 179 from getting to second along with Patrick Ramsey (3,349 - 1999).

Pratt's 35 touchdowns responsible for this year (10 rush, 25 pass) is tied for the second-most in a single season along with J.P. Losman (35 - 2003).

On the career spectrum, Pratt (89 [23 rush and 66 pass]) is currently tied with King (19 rush and 70 pass) as the school's all-time leader in touchdown responsibility.

Dorian Honored

Tulane senior linebacker Dorian Williams was recently named as a finalist for the 2022 Blanchard-Rogers Trophy, the South Carolina Football Hall of Fame (SCHOF) announced recently. The Blanchard-Rogers Trophy honors South Carolina's most outstanding college football player (or SC's Heisman) for the 2022 season.

Each finalist was either born, grew up or played at one of the state's high schools/or college football programs in the state of South Carolina.

LIFE IN THE AMERICAN

2022 AAC PRESEASON POLL

1. HOUSTON (7)	243
2. CINCINNATI (10)	242
3. UCF (7)	225
4. SMU	187
5. MEMPHIS	162
6. EAST CAROLINA	157
7. TULANE	115
8. TULSA	93
9. USF	71
10. NAVY	61
11. TEMPLE	28

2022 AAC STANDINGS

TEAM	W-L	PCT.	W-L	PCT.
Tulane	7-1	.875	11-2	.846
UCF	6-2	.750	9-4	.692
Cincinnati	6-2	.750	9-4	.692
SMU	5-3	.625	7-6	.538
Houston	5-3	.625	7-5	.583
Navy	4-4	.500	4-8	.333
ECU	4-4	.500	7-5	.583
Memphis	3-5	.375	6-6	.500
Tulsa	3-5	.375	5-7	.417
Temple	1-7	.125	3-9	.250
USF	0-8	.000	1-11	.083

TULANE VS. USC SERIES

4th MEETING (USC LEADS 2-1)

DATE	LOCATION	RESULT
1/1/32	PASADENA	L, 12-21
9/26/42	LOS ANGELES	W, 27-13
12/21/46	NEW ORLEANS	L, 13-20

The Blanchard-Rogers Trophy is named after Heisman Trophy winner Felix "Doc" Blanchard and George Rogers. The trophy has been used to honor the South Carolina Collegiate Player of the Year since 2016 season. The player of the year award has been given out by the SCHOF annually since 2013.

Williams, who is from Indian Land, S.C., has had an outstanding campaign for Tulane. He leads the team with his 115 tackles and 8.5 stops for loss. He is tied for the team lead with his five sacks, two interceptions, two forced fumbles and seven pass breakups. He was named the AAC Defensive Player of the Week on Nov. 7. He also previously was a 2022 First Team All-AAC selection by the conference and a 2022 Phil Steele First Team American Athletic All-Conference selection. He also was honored with a selection to the 2023 Senior Bowl.

Fritz Racks up Coaching Honors

Tulane head coach Willie Fritz has been named as a finalist or semifinalist for a national Coach of the Year honor for the last three weeks. He is (or was) a candidate for the 2022 Dodd Trophy, the 2022 Paul "Bear" Bryant Coach of the Year Award, the 2022 Eddie Robinson Coach of the Year Award, the AFCA's 2022 National Coach of the Year Award and the George Munger Coach of the Year Award.

Stadium Marks

Tyjae Spears' 199 yards rushing against UCF was a new Yulman Stadium record, besting the previous mark of 175 by Dontrell Hillard (2017 vs. Tulsa).

Michael Pratt's 394 yards passing (UCF – 12/3/22) is a new Yulman Stadium record, bettering the 378 by Sam Hartman of Wake Forest in 2018.

Pratt's four passing touchdowns against UCF (12/3/22) tied the Yulman Stadium record set by Glenn Cuielle (Tulane – 2016 vs. ULL), Jordy Joseph (Tulane – 2015 vs. Tulsa) and Tanner Lee (Tulane – 2015 vs. UCF).

Other AAC Championship Game Notes

Michael Pratt's 394 passing yards was the most for the program since Ryan Griffin threw for 476 against Rice on November 3, 2012. Pratt's 442 yards of total offense was also the most since Griffin's 465 in that same game.

Pratt's passing total, four touchdown passes and 73-yard scoring toss to Duece Watts were all career-highs.

Watts' 134 receiving yards represented a career-best as well, topping his 114 against Temple on October 31, 2020.

AAC Awards

As expected, the Green Wave cleaned up when the American Athletic Conference awards were released Wednesday. They were:

Coach of the Year: Willie Fritz

Offensive Player of the Year: Tyjae Spears

All-Conference First Team: Prince Pines, Sincere Haynesworth, Tyjae Spears, Dorian Williams, Jarius Monroe, Macon Clark

All-Conference Second Team: Joey Claybrook, Michael Pratt, Darius Hodges, Patrick Jenkins, Nick Anderson, Casey Glover, Jha'Quan Jackson

All-Conference Honorable Mention: Larry Brooks, Tyrick James

Halftime Success

Since the beginning of the 2016 season, Tulane is 36-9 (.800) when leading or tied at the half and 37-9 (.804) when leading or tied through three quarters under head coach Willie Fritz.

Fritz Climbs the List

Tulane head coach Willie Fritz collected his 42nd Green Wave victory in the triumph over UCF. That total moves him four wins clear of Chris Scelfo for second on the school's all-time win list. Clark Shaughnessy (59, 1915-20 and 1922-26) holds the top mark.

Road Warriors

Tulane is currently tied for the fifth-longest road winning streak nationally. The list is as follows:

1. Georgia 11
2. Michigan 6
2. North Carolina 6

2. TCU 6
5. Eastern Michigan 5
5. Tulane 5

Turnovers!

Tulane, who picked off Cincinnati via a Dorian Williams interception, has now won its last nine games when forcing a turnover (eight this year and USF last year).

Green Wave Spreads the Wealth

Tulane's offense has done an elite job of spreading around its passing game in 2022. In fact, the Green Wave is tied with Michigan for the top spot nationally with 20 different players who have registered at least one reception this season.

AAC Players of the Week

The program had seven AAC Players of the Week this season (Nick Anderson twice, Macon Clark twice, Dorian Williams, Michael Pratt, Tyjae Spears). Prior to 2022, Tulane had only ever garnered as many as two in any one season.

Academic Honors

The Tulane football program saw four of its student-athletes honored nationally as members of the College Sports Communicators (CSC) Academic All-District Division I Football Team, the organization announced Tuesday.

Tulane's four Football Academic All-District selections this year are graduate student offensive lineman Prince Pines, graduate student offensive lineman Kanan Ray, senior linebacker Nick Anderson and junior quarterback Michael Pratt. The four are the first Tulane football players to be chosen Academic All-District since 2015 when running back Marshall Wadleigh took home the honor.

Ray and Pines went on to earn Academic All-America honors at season's end.

Notables from Cincinnati

The Green Wave snapped Cincinnati's 32-game home win streak. The win was also the first time that Tulane has beaten a ranked team since 1984 and the first time that the Green Wave have won a ranked-against-ranked match up since 1956 against Ole Miss.

Tyjae Spears' 181 rushing yards was the second-most ever allowed by a Luke Fickell-coached Cincinnati program. His rushing total also made him just the sixth Tulane player to run for 1,000 yards in a single season.

Spears scored two touchdowns Friday to move him into ninth all-time with 28 total TDs during his Green Wave career. Eddie Price and JaJuan Dawson are tied for seventh at 31.

The win snapped the Green Wave's 61-game losing streak against AP-ranked teams.

Notables from SMU

The Green Wave also had a 100-yard rusher (Spears - 121) and a 100-yard receiver (Shae Wyatt - 104) for the first time since September 19, 2019 when Darius Bradwell (113 rushing) and Jalen McCleskey (120 receiving) did it against Houston.

Quarterback Michael Pratt registered three rushing touchdowns for the first time in his career. He became just the fourth FBS player with three or more rushing touchdowns and three or more passing touchdowns in the same game this season along with Bo Nix (Oregon), Jayden Daniels (LSU) and John Rhys Plumlee (UCF).

Lighting up the Scoreboard

Tulane's 59 points against SMU on Thursday was its most against an FBS team since registering 66 against Southern Miss on September 26, 2020. It was also the most against an AAC opponent since putting 62 on Tulsa on October 7, 2017.

Career-Highs Against the Knights

Three Green Wave players set career marks in the 38-31 loss to UCF. Duece Watts corralled six receptions, while Jha'Quan Jackson hauled in 95 receiving yards. Defensively, Devean Deal made his first start at Tulane's "Joker" position and posted 10 total tackles.

#PackYulman

A crowd of 27,317 fans packed Yulman Stadium for the game against UCF, the fifth-highest total in stadium history. The Green Wave set a stadium record (30,100) in the 38-28 Homecoming victory over Memphis.

Award Winners Following Tulsa Victory

The Green Wave picked up three honors this week following the program's 27-13 win at Tulsa on Saturday.

American Athletic Conference and Louisiana Sports Writers Association Defensive Player of the Week: **LB Dorian Williams**

Greater New Orleans Amateur Athlete of the Month: **QB Michael Pratt**

AAC Honor Roll: **RB Tyjae Spears**

Grounding it out at Tulsa

In the 27-13 win at Tulsa, the Green Wave had two 100+ yard rushers in a game for the first time since Cameron Carroll (163) and Stephon Huderson (120) pulled it off against Southern Miss on September 26, 2020. Saturday's 357 total Tulane rushing yards was also the most for the program since that same USM contest when it piled up 427.

Pratt Named to Davey O'Brien QB Class of 2022

Tulane quarterback Michael Pratt was selected to the Davey O'Brien QB Class of 2022 on Tuesday.

The Boca Raton, Florida native is one of 40 named to the list. For the third straight year, voting will take place on the award's @DaveyOBrien Instagram, Twitter and Facebook accounts. The top five vote-getters on each of the three social media platforms will receive bonus committee votes which will be added to the ballots cast by the National Selection Committee.

On the season, he has completed 142 of his 213 passes with 14 touchdowns against just four interceptions for 1,843 yards. He also has 251 yards on the ground with five more scores. Nationally, he ranks 22nd in pass efficiency (157.3) and is 23rd in passing yards per attempt (8.7).

Jackson, Williams Recognized for Play Against Memphis

Tulane punt returner Jha'Quan Jackson and linebacker Dorian Williams were both given weekly honors following the Green Wave's 38-28 win over Memphis on Saturday.

The duo was named Special Teams and Defensive Players of the Week, respectively by the Louisiana Sports Writers Association (LSWA) and also took home American Athletic Conference (AAC) honor roll acclaim.

Jackson ripped off a 90-yard punt return for touchdown at the 8:09 mark of the first quarter. The play was the second-longest punt return in school and league history. It was also the Green Wave's first punt return for a score since Fred Smith pulled it off against UAB in 2004. Jackson also had an eight-yard rush and two catches for 22 yards from his wide receiver position on the offensive side.

Williams had a team-high 12 tackles, including a sack to go with a pass breakup and two quarterback hurries. Eight of the Indian Land, S.C. native's stops were of the solo variety as the unit shut out the Tigers in the first half. Williams has 59 tackles this season, a figure that leads the team.

SCHOOL RECORD WATCH

TOUCHDOWNS SCORED

1.	Matt Forte'	44
2.	Orleans Darkwa	39
3.	Bill Banker	37
4.	Mewelde Moore	36
5.	Roydell Williams	35
6.	Dontrell Hilliard	34
7.	Eddie Price	31
	JaJuan Dawson	31
9.	Tyjae Spears	29
10.	Jamaican Dartez	27
--	Cam Carroll	24

CAREER PASSING TOUCHDOWNS

1.	Patrick Ramsey	72
2.	Shawn King	70
3.	Michael Pratt	66
4.	J.P. Losman	60
5.	Ryan Griffin	56
6.	Lester Ricard	55
7.	Terrence Jones	46
8.	Roch Hontas	39
9.	Deron Smith	37
10.	Justin McMillan	27

MOST HEAD COACHING WINS

1.	Clark Shaughnessy (1915-20; 22-26)	59
2.	Willie Fritz (2016-Present)	42
3.	Chris Scelfo (1998-2006)	37
4.	Bernie Bierman (1927-31)	36
	Red Dawson (1936-41)	36
6.	Henry E. Frnka (1946-51)	31
7.	Ted Cox (1932-35)	28
8.	Bennie Ellender (1971-75)	27
9.	Andy Pilney (1954-61)	25
10.	Jim Pittman (1966-70)	21

TULANE'S RECORD WHEN...

UNDER FRITZ 2022

Plays at Night	15-19	4-1
Plays During the Day	27-25	7-1
Plays at Home	25-15	6-2
Plays on the Road	14-27	5-0
Plays at Neutral Site	1-1	0-0
Plays on Grass	7-9	1-0
Plays on Turf	34-35	10-2
Scores First	27-14	10-1
Opponent Scores First	13-31	1-1
Leads After First Quarter	26-10	8-1
Trails After First Quarter	9-28	2-1
Game is Tied After First Quarter	7-6	1-0
Leads at Halftime	34-5	9-1
Trails at Halftime	6-37	1-1
Game is Tied at Halftime	2-4	1-0
Leads After Third Quarter	35-9	10-0
Trails After Third Quarter	5-34	0-1
Game is Tied After Third Quarter	2-2	1-1
In Overtime	3-4	1-0
Scores 21 or More Points	40-27	10-2
Scores 20 Points or Less	2-18	1-0
Opponent Scores 21 or More Points	7-40	6-2
Opponent Scores 20 Points or Less	20-5	5-0
Victory Margin is 7 Points or Less	13-22	3-2
Victory Margin is 8-14 Points	6-5	3-0
Victory Margin is 15-20 Points	7-5	2-0
Victory Margin is 21+ Points	15-13	3-0
Amasses 350+ Total Yards	37-20	7-2
Holds Opponent to 350 Yards or Less	22-11	5-1
Commits Less than 3 TOs	38-30	10-2
Commits 3 or More TOs	3-10	1-0
Has Fewer TOs than Opponent	26-12	6-0
Has More TOs than Opponent	10-22	4-2
Has Equal TOs to Opponent	5-9	1-0
Has More First Downs than Opponent	24-11	6-1
Opponent Has More First Downs	15-29	5-1
Punts Less than 7 Times	39-29	10-1
Punts 7 or More Times	3-16	1-1
Player Runs for 100 or More Yards	23-14	6-2
Opponent Player Rushes for 100 or More Yards	7-23	0-1

THE LAST TIME

THE TULANE TEAM

Scored 90+ Points	95 vs. UL Lafayette, 10/12/1912
Scored 80+ Points	84 vs. Mississippi College, 10/9/1937
Scored 70+ Points	72 vs. UL Lafayette, 10/31/1998
Scored 60+ Points	69 vs. Morgan State 9/11/2021
Scored 50+ Points	59 vs. SMU, 11/17/2022
Scored 40+ Points	45 vs. UCF, 12/3/2022
Back-To-Back 40+ Games	42 vs. UMass, 9/3/2022
	52 vs. Alcorn State, 9/10/2022
Three Straight 40+ Games	48 vs. Houston, 11/21/1998
	63 vs. Louisiana Tech, 11/26/1998
	41 vs. BYU (Liberty Bowl), 12/31/1998
Four Straight 40+ Games	49 at Army, 11/14/1998
	48 vs. Houston, 11/21/1998
	63 vs. Louisiana Tech, 11/26/1998
	41 vs. BYU (Liberty Bowl), 12/31/1998
Had 30+ First Downs	30 vs. Alcorn State, 10/15/2022
Allowed 10 Or Fewer 1st Downs	4 vs. Alcorn State, 9/10/2022
Rushed for 600+ Yards	638 vs. Mississippi College, 10/9/1937
Rushed For 500+ Yards	504 vs. Clemson, 11/18/1944
Rushed For 400+ Yards	430 at Southern Miss, 9/26/2020
Rushed For 300+ Yards	310 vs. SMU, 11/17/2022
Rushed For 200+ Yards	254 vs. UCF, 12/3/2022
Allowed 25 Or Fewer Rushing Yards	-35 vs. UCF, 10/3/2015
Allowed 50 Or Fewer Rushing Yards	48 at UCF 11/6/2021
Passed For 400+ Yards	476 vs. Rice, 11/3/2012
Passed For 300+ Yards	394 at USF, 12/3/2022
Allowed 25 Or Fewer Passing Yards	0 vs. Army, 9/23/2017
Allowed 50 Or Fewer Passing Yards	49 vs. Alcorn State, 9/10/2022
Allowed 100 Or Fewer Passing Yards	33 vs. Army, 11/14/2020
Allowed 150 Or Fewer Passing Yards	102 at Cincinnati, 11/25/2022
Rushed and Passed For 200+ Yards	254 Rush/394 Pass vs. UCF, 12/3/2022
Had Two Players With 100+ Rushing Yards	at Tulsa, 11/5/2022
	Tyjae Spears 157, Shaadie Clayton-Johnson 106
Had Two Players With 100+ Receiving Yards	vs. UCF, 12/3/2022
	Duece Watts 134, Shae Wyatt 110
Had 100+ Rusher And 100+ Receiver	vs. UCF, 12/3/2022
	Tyjae Spears 199 Rushing/Duece Watts 134 and Shae Wyatt 110 Receiving
Had 150+ Rusher And 150+ Receiver	vs. McNeese State, 9/26/2009
	André Anderson 199 rush/Jeremy Williams 22 Receive
Had 100+ Rusher And 300+ Passer	vs. UCF, 12/3/2022
	Tyjae Spears 199 rush/Michael Pratt 394 Pass
Had 100+ Rusher, 100+ Receiver And 300+ Passer	vs. UCF, 12/3/2022
	Tyjae Spears 199 rush/Duece Watts (134) and Shae Wyatt (110) receiving/Michael Pratt 394 pass
Had Three RBs Rush for Touchdowns	at Southern Miss, 9/26/2020
	Cameron Carroll (3), Tyjae Spears (2), Stephon Huderson (1)
Had Three RBs Rush for 2+ Touchdowns	vs. Southern, 9/10/2016
	Dontrell Hillard (3), Josh Rounds (2), Lazedrick Thompson (2)
Had Three Players Rush for Touchdowns	vs. Memphis, 10/22/2022
	Tyjae Spears (1), Michael Pratt (1), Shaadie Clayton-Johnson (1)
Had 4+ Players Rush for Touchdowns	vs. Alcorn State, 9/10/2022
	Dea Dea McDougle, Shaadie Clayton-Johnson, Lawrence Keys III, Justin Ibieta
Had Three Players with Receiving Touchdowns	vs UCF, 12/3/2022
	Duece Watts, Shae Wyatt, Lawrence Keys III
Had 700+ Yards Total Offense	706 vs. UL Lafayette, 10/31/1999
Had 600+ Yards Total Offense	648 vs. UCF, 12/3/2022
Had 500+ Yards Total Offense	564 at USF, 10/15/2022
Allowed 150 Or Fewer Yards Total Offense	109 vs. Alcorn State, 9/10/2022
Allowed 200 Or Fewer Yards Total Offense	182 vs. Missouri State, 9/14/2019
Allowed 250 Or Fewer Yards Total Offense	217 vs. UMass, 9/3/2022
Allowed 300 Or Fewer Yards Total Offense	257 at Tulsa, 11/5/2022

THE LAST TIME (CONT.)

Won In Overtime	27-24 (OT) at Houston, 9/30/2022	Returned A Punt For TD	vs. Memphis, 10/22/2022
Lost In Overtime	13-20 (OT) vs Tulsa, 11/13/2021	Allowed A Punt Return For TD	Jha'Quan Jackson, 90 yards at ULM, 9/28/2013
Played To A Tie	10-10 vs. Miami (Fla.), 11/5/1966		Rashon Ceaser 88 yards
Had A 90+ Yard Running Play	at Tulsa, 8/28/2014	Returned A Kickoff For TD	vs. UCF, 11/23/2019
	Sherman Badie 90 yds {td}		Stephon Huderson 98 yards
Had An 80+ Yard Running Play	at Tulsa, 10/22/2016	Allowed A Kickoff Return For TD	at Houston, 10/8/2020
	Josh Rounds 84 yards		Marquez Stevenson, 97 yards
Had A 70+ Yard Running Play	vs. UCF, 11/12/2022	Blocked A Punt	at UAB, 9/15/2018
	Tyjae Spears, 70 yards		Roderic Teamer Jr.
Had A 60+ Yard Running Play	vs. UCF, 12/3/2022	Allowed A Blocked Punt	vs. USM, 9/24/2022
	Tyjae Spears, 60 yd {td}		Jay Jones, downed at Tulane 25-yard line
Had A 50+ Yard Running Play	vs. UCF, 12/3/2022	Blocked A Punt For TD	at East Carolina, 10/9/2004
	Tyjae Spears, 56 yd		Bubba Terranova block, Gabe Ratcliff recovery in endzone
Had A 90+ Yard Passing Play	at Army, 11/14/2015	Allowed A Blocked Punt For TD	at Army, 11/14/2015
	Teddy Veal 90 yards from Tanner Lee {td}		Kenneth Brinson 22 yards for TD
Had An 80+ Yard Passing Play	vs. Missouri State, 9/14/2019	Blocked A Field Goal	vs. ECU, 10/8/22, Patrick Jenkins
	Tyjae Spears, 88 yards from Keon Howard {td}	Allowed A Blocked Field Goal	Jamaree Caldwell, 21 yds. at Houston, 9/30/2022
Had A 70+ Yard Passing Play	vs. UCF, 12/3/2022	Blocked A Field Goal For TD	vs. North Texas, 10/5/2013
	Ducee Watts, 73 yards from Michael Pratt {td}		Darion Monroe block, Derrick Strozier 62yds
Had A 60+ Yard Passing Play	vs. UCF, 12/3/2022	Allowed A Blocked Field Goal For TD	at SMU, 11/21/2015
	Shae Wyatt, 60 yards from Michael Pratt {td}		Zach Wood block, RC Cox 66 yds
Had A 50+ Yard Passing Play	at UCF, 12/3/2022	Blocked A PAT	vs. Army, 11/14/2020, Team
	Ducee Watts, 54 yards from Michael Pratt	Allowed A Blocked PAT	at Ohio State, 9/22/2018, Jonathon Cooper
Had Two Drives of 90+ Yards	vs. Maine, 9/19/2015	Executed An On-Side Kick	at SMU, 11/30/2019
	6 Plays for 90 Yards, 12 Plays for 94 Yards		SMU's James Proche recovered
Had 100+ Tackles	106 (37 solo/74 asst) at Houston, 9/25/2010	Allowed An On-Side Kick	at ECU, 11/7/2020
Had 90+ Tackles	90 (60 solo/30 asst) vs. SMU, 11/17/2022	Scored A 2-Point Conversion	at ECU, 10/2/2021
Had 8+ Sacks	9 at SMU, 9/24/2005		Michael Pratt pass to James, T.
Had 7+ Sacks	7 vs. Memphis, 9/28/2018	Allowed A 2-Point Conversion	at ECU, 11/7/2020
Had 15+ Tackles For Loss	15 vs. East Carolina, 10/12/2013		Tyler Snead pass to Holton Ahlers
Had 10+ Tackles For Loss	11 at UCF, 11/6/2021	Returned Blocked PAT For Score	vs. Memphis, 10/25/2003
Forced 5 Fumbles	vs. Mississippi State, 9/13/2003		Anthony Cannon block, Jeremy Foreman return
Forced 4 Fumbles	vs. Jackson State, 8/29/2013	Successfully Faked A Field Goal	vs. LSU, 11/23/1996
Had 4 Fumble Recoveries	vs. Army, 11/16/2002		Adam Moorhead 8 yd run
Had 10+ Pass Breakups	12 vs. Tulsa, 11/2/2019	Successfully Faked A Punt	at Tulsa, 11/5/2022
Had 8+ Pass Breakups	8 vs. ECU, 10/8/22		Nick Anderson, 3-yard rush
Had 5+ Interceptions	5 at Army, 9/20/2003	Missed A PAT	at South Alabama, 9/12/2020; Merek Glover
Had 4+ Interceptions	4 at Houston, 10/8/2014	Shutout An Opponent	52-0 vs. Alcorn State, 9/10/2022
Had 3+ Interceptions	3 vs. UMass, 9/3/2022	Shutout An Opponent For a Half	1st vs. Memphis, 10/22/22 (38-28 Tulane win)
Forced 8 Total Turnovers	8 (3 FR/5 INT) at Army, 9/20/2003	Was Shutout	31-0 vs. Temple, 11/19/2016
Forced 5+ Total Turnovers	5 (2 INT/3 FR) vs. SMU, 11/17/2022	Held Opponent Without A TD	W, 52-0 vs. Alcorn State, 9/10/2022
Forced 4+ Total Turnovers	4 (3 INT/1 FR) vs Tulsa, 11/13/2021	Held Opponent Without A Rushing TD	W, 27-13 at Tulsa, 11/5/2022
Scored A Safety	vs. Cincinnati, 10/30/2021	Held Opponent Without A Passing TD	W, 27-24 at Cincinnati, 11/25/2022
	Snap over quarterback's head out of end zone	Failed To Score A TD	L, 24-6 at Auburn, 9/7/2019
Allowed A Safety	vs. Navy, 9/19/2020	Neither Team Scored A TD	L 9-6 vs. Penn State (Liberty Bowl), 12/22/1979
	Running back Cameron Carroll forced out of the back of end zone	Scored Two TDs Via Interception Return	at UAB, 9/17/2011
Returned An Interception For TD	vs. Morgan State, 9/11/2021		Trent Mackey 39 yds, Derrick Strozier 55 yds
	Kevin Henry, 49 yards	Scored Two TDs Via Blocked Punt	at LSU, 11/25/1978
Allowed An Interception Return For TD	vs. USM, 9/24/2022		Jeff Roberts and Gary Brown, both recovered in endzone
	Eric Scott, Jr., 35 yards	Scored Two TDs Via Return	at Houston, 10/9/2020
Returned A Fumble For TD	at Houston, 9/30/2022		Macon Clark INT, Jeffery Johnson FR
	Jadon Canady, 57 yards	Scored Three TDs Via Return	vs. Southern Miss, 10/26/1996
Allowed A Fumble Return For TD	vs. Tulsa, 11/2/2019		Jeff Ligon KOR, Derrick Singleton FR & INT
	Willie Langham, 13 yards	Blocked Two Punts	vs. Southeastern Louisiana, 9/3/2011

THE LAST TIME (CONT.)

Matthew Bailey – twice
 Blocked Two Kicks vs. USF, 10/21/2017
 Roderic Teamer Jr. PAT, Donnie Lewis Jr. FG

Did Not Punt vs. UMass, 9/3/2022

Allowed a 20-plus play drive 20 by UCF, 12/3/2022

A TULANE PLAYER...

Ran For 300+ Yards 342 by Matt Forté at SMU, 10/20/2007

Ran For 250+ Yards 264 by Tyjae Spears at Memphis, 11/27/2021

Ran For 200+ Yards 215 by Sherman Badie at Tulsa, 8/28/2014

Ran For 150+ Yards 199 by Tyjae Spears vs. UCF, 12/3/2022

Ran For 100+ Yards 121 by Tyjae Spears vs. SMU, 11/17/2022

Ran For 5+ TDs 5 by Matt Forté at Rice, 11/17/2007

Ran For 4+ TDs 4 by Dontrell Hilliard vs. Tulsa, 10/7/2017

Ran For 3+ TDs 3 by Tyjae Spears vs. UMass, 9/3/2022

Ran 40+ Times 44 by Matt Forté vs. Memphis, 10/27/2007

Ran 30+ Times 35 by Tyjae Spears at Cincinnati, 11/25/2022

Ran For 100+ Yards In Consecutive Games Tyjae Spears

151 at USF, 10/15/2022; 125 vs. Memphis, 10/22/2022

Ran For 100+ Yards In 7 Straight Games Tyjae Spears

151 at USF, 10/15/2022; 125 vs. Memphis, 10/22/2022; 157 at Tulsa, 11/5/2022; 130 vs. UCF, 11/12/2022;

121 vs. SMU, 11/17/2022; 181 at Cincinnati; 199 vs. UCF

Ran For 200+ Yards In Consecutive Games Matt Forté

In 4 Straight From 10/6 – 10/27/2007

Completed 35+ Passes 36 by Ryan Griffin vs. East Carolina, 11/17/2012

Completed 30+ Passes 36 by Ryan Griffin at Houston, 11/24/2012

Completed 25+ Passes 27 by Michael Pratt vs. ECU, 10/8/22

Attempted 60+ Passes 66 by Ryan Griffin at Houston, 11/24/2012

Attempted 50+ Passes 50 by Michael Pratt vs. UAB, 09/25/2021

Attempted 40+ Passes 50 by Michael Pratt vs. UAB, 09/25/2021

Passed For 400+ Yards 476 by Ryan Griffin vs. Rice, 11/3/2012

Passed For 350+ Yards 394 by Michael Pratt vs. UCF, 12/3/2022

Passed For 300+ Yards 329 by Michael Pratt at USF, 10/15/2022

Passed For 6+ Touchdowns 6 by Lester Ricard vs. UAB, 10/23/2004

Passed For 5+ Touchdowns 5 by Ryan Griffin vs. UAB, 10/27/2012

Passed For 4+ Touchdowns 4 by Michael Pratt vs. UCF, 12/3/2022

Caught 15+ Passes 15 by JaJuan Dawson vs. Ole Miss, 10/9/1999

Caught 10+ Passes 14 by Ryan Grant vs. South Alabama, 9/7/2013

Had 250+ Receiving Yards 271 by Jerome McIntosh vs. Vanderbilt, 11/18/1989

Had 200+ Receiving Yards 217 by Darnell Mooney vs. ECU, 11/10/2018

Had 150+ Receiving Yards 217 by Darnell Mooney vs. ECU, 11/10/2018

Had 100+ Yards Receiving 134 by Duece Watts & 110 by Shae Wyatt vs. UCF, 12/3/2022

Had 100+ Receiving Yds in Consecutive Games by Darnell Mooney

111 vs. Nicholls (9/8/2018); 123 at UAB, 9/15/2018

Caught 3+ TD Passes 3 by Terren Encalade vs. UL Lafayette, 9/24/2016

Had 300+ All-Purpose Yards 324 (139 rec/145 ret) by Jeremy Williams

vs. UTEP, 11/7/2009

Had 250+ All-Purpose Yards 271 (264 rush/7 rec)

by Tyjae Spears at Memphis, 11/27/2021

Had 200+ All-Purpose Yards 201 (199 rush/2 rec)

by Tyjae Spears vs. UCF, 12/3/2022

Had 450+ Yards Total Offense 465 (-11 rush/476 pass)

by Ryan Griffin vs. Rice, 11/3/2012

Had 400+ Yards Total Offense 442 (48 rush/394 pass)
 by Michael Pratt vs. UCF, 12/3/2022

Had 350+ Yards Total Offense 362 (48 rush/314 pass)
 by Jonathan Banks at SMU, 11/25/2017

Scored 5+ Total TDs 5 (all rush)

by Matt Forte at Rice, 10/20/2007

Scored 4+ Total TDs 4 (3 rush, 1 receiving)

by Cameron Carroll at Southern Miss, 9/26/2020

Scored 3+ Total TDs 3 (2 rush, 1 receiving)

by Tyjae Spears vs. SMU, 11/17/2022

Was responsible for 5+ touchdowns 5 by Michael Pratt vs. UCF, 12/3/2022

Scored Rushing & Receiving TD Tyjae Spears (2 rush/1 rec)

vs. SMU, 11/17/2022

Scored 2 TD Via Interception Return Ernest Crouch vs. SMU, 10/27/1945

Scored 2 Total Defensive TDs Derrick Singleton (FR/INT)

vs. Southern Miss, 10/26/1996

Had 20+ Tackles 20 (12 solo/8 asst) by Marvin Moody, 9/19/2020

at Army, 11/14/1998

Had 15+ Tackles 15 (8 solo/7 asst) by Rae Juan Marbley

at FIU, 10/14/2017

Had 3+ Sacks 3.0 by Patrick Johnson at ECU, 11/7/2020

Had 4+ TFL 4.0 by Royce LaFrance vs. UCF, 10/3/2015

Had 3+ Interceptions 4 by Jimmy Glisson vs. Virginia, 11/19/1949

Had 2+ Interceptions 2 by Macon Clark at Houston, 10/8/2020

Had 4+ Pass Breakups 4 by Jaylon Monroe at Memphis, 11/27/2021

Made 5+ Field Goals 5 by Cairo Santos vs. East Carolina, 10/12/2013

Made 4+ Field Goals 4 by Andrew DiRocco

vs. UL Lafayette, 9/24/2016

Made 3+ Field Goals 3 by Merek Glover

vs. Southern Miss (LMAFB), 1/4/2020

Had A 50+ Yard Field Goal 56 by Cairo Santos at ULM, 9/28/2013

Had An 80+ Yard Punt 83 by Casey Roussel vs. East Carolina, 10/23/1999

Had A 70+ Yard Punt 70 by Peter Picerelli at Tulsa, 9/8/2012

Had A 60+ Yard Punt 65 by Casey Glover, 10/8/2022



WILLIE FRITZ

HEAD COACH | 235-119-1

Seventh Season (30th Overall) | Pittsburg State, 1983

Personal

Hometown: Shawnee Mission, Kansas
 Wife: Susan
 Children: Wesley, Lainie and Brooke

Education

Bachelor's - Pittsburg State, 1983
 Master's of Kinesiology - Sam Houston State, 1986

Playing Experience

Pittsburg State, Defensive Back (Football), 1978-81
 Pittsburg State, Point Guard (Basketball), 1979-81

Coaching Experience

1982, Pittsburg State (ST)
 1983, Shawnee Mission Northwest (Kan.) High School (Asst.)
 1984-85, Sam Houston State (GA)
 1986, Willis (Texas) High School (Asst.)
 1987-90, Coffeyville Community College (DC)
 1991-92, Sam Houston State (DB/STC)
 1993-96, Blinn College (HC) 4
 1997-2009, Central Missouri (HC) 13
 2010-13, Sam Houston State (HC) 4
 2014-15, Georgia Southern (HC) 2
 2016-Present, Tulane (HC) 7

Postseason Experience

1987 Jayhawk Bowl (Coffeyville CC)
 1988 Jayhawk Bowl (Coffeyville CC)
 1990 NJCAA Championship Game (Coffeyville CC)
 1994 Mineral Water Bowl (Blinn College)
 1995 NJCAA Championship Game (Blinn College)
 1996 NJCAA Championship Game (Blinn College)
 2001 Mineral Water Bowl (Central Missouri)
 2002 NCAA Division II Playoffs (Central Missouri)
 2011 NCAA FCS Championship game (Sam Houston State)
 2012 NCAA FCS Championship game (Sam Houston State)
 2013 NCAA FCS Playoffs (Sam Houston State)
 2015 GoDaddy.com Bowl (Georgia Southern)*
 2018 AutoNation Cure Bowl (Tulane)
 2020 Lockheed Martin Armed Forces Bowl (Tulane)
 2020 Famous Idaho Potato Bowl (Tulane)

* - Did not coach in the 2015 GoDaddy.com Bowl, but led Georgia Southern to the game.

ACTIVE DIVISION I FBS HEAD COACH (NCAA) WIN LIST

RK.	HEAD COACH	WINS
1.	Nick Saban	278
2.	Mack Brown	274
3.	Brian Kelly	272
4.	Kirk Ferentz	198
5.	Willie Fritz	196

Willie Fritz enters his seventh season as the head coach for Tulane. He enters the season with high expectations following the 2021 season.

Fritz continued his model of success in Uptown in 2020, as he guided the Green Wave to a third straight bowl appearance for the first time in program history.

The Green Wave's appearance in the 2020 Famous Idaho Potato Bowl marked the 14th bowl appearance in the 127-year history of the program. Three of those bowl appearances have occurred under Fritz's watch. Fritz's three bowl appearances are the most by any Tulane football head coach.

Fritz also has helped Tulane re-establish its presence on the professional circuit, as 19 of his former Green Wave players have seen action in the National Football League since he stepped foot on campus in 2016. Eight of his former Tulane pupils have been selected in the NFL Draft.

The 2021 season marks Fritz's 29th year as a collegiate head coach and 25th leading a NCAA program at the Division I or Division II level. Under Fritz's watch, the Green Wave have established a renewed sense of enthusiasm and a winning culture for the Green Wave. Tulane also has posted a 5-0 record against teams from the state of Louisiana during his tenure.

During the 2020 regular season, Tulane overcame numerous off the field challenges as part of the COVID-19 pandemic. Despite the pandemic, Fritz guided his team into 12 games during the season. Tulane was one of just 15 teams nationally to play in 12 or more games during the 2020 campaign. In those 12 games, Tulane faced three nationally-ranked teams and in the process, the Green Wave picked up their first win over a Top 25 team in over 30 years, as they defeated 25th-ranked Army at home.

Tulane's victory over Army was one of four wins in its final five games that propelled the Green Wave to their third straight bowl appearance.

The Green Wave once again finished the year with a strong running game, as they averaged 217.1 yards per game - a figure that ranked led in the American Athletic Conference. Defensively, Tulane ranked among the nation's best in putting pressure on the quarterback, averaging 3.17 sacks per game which led the AAC and ranked 13th nationally.

Following the 2020 regular season, Tulane had eight student-athletes recognized by The American - the most since the Green Wave joined the league in 2014. Additionally, the eight all-conference players were the most since the Green Wave put 10 on the All-Conference USA team in 1997.

In April of 2021, Tulane had two players picked in the NFL Draft, as Cameron Sample and Patrick Johnson were selected by the Cincinnati Bengals (fourth round) and the Philadelphia Eagles (seventh round), respectively.

In 2019, Fritz led the Green Wave to the best start to a season in over 20 years and came within one spot of cracking the top 25 in both the Associated Press and USA Today Coaches Poll for the first time over 20 years. The Green Wave also established a strong home field advantage under Fritz's direction in 2019, as they posted a 5-1 record inside Yulman Stadium. Tulane's 5-1 mark at home was the team's best record at Yulman Stadium since the venue opened in 2014.

Tulane's 2019 unit also featured an impressive rushing attack, which ranked 13th in the country, averaging 249.8 yards per game. The Green Wave rushing attack finished the year with a program-best 3,162 yards. Tulane closed the year with 5,841 yards of total offense, which marked just fourth time in program history the Green Wave

surpassed 5,000 yards of offense.

Tulane also finished the 2019 campaign by scoring 430 points for the season, averaging 33.1 points per game.

The Green Wave defensive unit also posted another impressive season, as they held eight of their 13 opponents under their season average in total yards and forced 16 turnovers.

Following the regular season, Tulane had four players receive All-American Athletic Conference honors for the third straight season, as Patrick Johnson, Corey Dublin, P.J. Hall and Thakarius Keyes were all honored by the league office.

Tulane's victory in the 2020 Lockheed Martin Armed Forces Bowl marked first time in program history that the Green Wave had won a bowl game in back-to-back seasons.

In April of 2020, Tulane continued its NFL Draft tradition, as the Green Wave had a pair of players selected for the second time in three years. Wide receiver Darnell Mooney and cornerback Keyes were taken in the fifth (Chicago Bears) and seventh rounds (Kansas City Chiefs), respectively. The selections of Mooney and Keyes on day three of the event marked the fourth consecutive year that a Tulane player was drafted.

Of Fritz's 222 wins, 86 have come on the NCAA Division I level (Football Bowl Subdivision and Football Championship Subdivision), and 164 of his wins have come at NCAA institutions.

In 2018, Fritz guided Tulane to its first bowl trip since 2013, a share of the American Athletic Conference title and just its sixth winning season in the last 37 years, while facing the second toughest schedule among teams from the conference.

Tulane closed the year with wins in five of its last six games to earn a share of the American Athletic Conference West Division crown and a bid to the 2018 AutoNation Cure Bowl where it would post a convincing win over in-state rival Louisiana-Lafayette to claim its fifth bowl victory in program history. Three of the Green Wave's losses in 2018 came by seven points or less.

Following the regular season, four Tulane players earned all-conference honors from The American, while eight players earned all-league recognition from Phil Steele College Football Magazine, including junior long snapper Geron Eatherly, who also earned fourth team All-America from the publication.

Under Fritz's watchful eye in 2018, Tulane's rushing attack was among the nation's best, ranking 23rd in the nation and fifth in The American, averaging 218.2 yards per game. The Green Wave rushing attack also proved to be an explosive unit, as they totaled 18 plays of 30 yards or more.

Tulane's defense also proved to be a force, as it ranked third in The American in total defense, but it was the Green Wave's ability to rush the quarterback that made the unit one of the best in the conference. In 2018, Tulane averaged just over three sacks per game (3.15), which led The American and ranked eighth nationally. Sophomore Patrick Johnson led the way for the Green Wave as he averaged nearly one sack a game (0.81), which ranked 12th in the FBS and second in The American.

The Green Wave continued their success in April of 2019, as cornerback Donnie Lewis Jr., was drafted in the seventh round by the Cleveland Browns.

The 2017 campaign saw Tulane finish the year with its highest win total since 2013 despite facing one of the nation's toughest schedules, as nine of its opponents earned invitations to bowl games.

PROMINENT PLAYERS

Keith Traylor, DL, Coffeyville CC - Drafted 3rd RD (Broncos)
Siran Stacy, RB, Coffeyville CC - Drafted 2nd RD (Eagles)
Darnell Walker, DB, Coffeyville CC - Drafted 7th RD (Falcons)
Bruce Pickens, DB, Coffeyville CC - Drafted 3rd Pick Overall (Falcons)
Tracy Scroggins, LB, Coffeyville CC - Drafted 2nd RD (Lions)
Shockmain Davis, WR, Blinn JC - Undrafted Free Agent (Patriots)
Larry Davis, WR, Blinn JC
Adren Dudley, TE, Blinn JC
Nick Gatto, K, Blinn JC
Mike Green, RB, Blinn JC - Undrafted Free Agent (Titans)
Craig Koontz, DE, Blinn JC - Montreal Alouettes
Quincy Morgan, WR, Blinn JC - Drafted 2nd RD Browns
John David Baker, P, Blinn College - Undrafted Agent (Rams - punted in Super Bowl XXXVI)
Michael Bishop, QB, Blinn College - Drafted 7th RD (Patriots)
Chris Brazzell, WR, Blinn College - Drafted 6th RD (Jets)
Jason Davis, P Blinn College - Undrafted Free Agent (Packers)
Eric Brown, DB, Blinn College - Drafted 2nd RD (Broncos)
Mike Brown, TE, Blinn College - Undrafted Free Agent (Bears)
Tim Denton, DB, Blinn College - Undrafted Free Agent (Redskins)
Shon Mitchell, RB, Blinn College - Undrafted Free Agent (49ers)
Marcus Stanton, Blinn College - Undrafted Free Agent (Redskins)
Colston Weatherington, DE, Central Missouri - Drafted 6th RD (Cowboys)
Toby Korrodi, QB, Central Missouri - Undrafted Free Agent (Cardinals)
Roderick Green, OLB, Central Missouri - Drafted 5th RD (Ravens)
Delanie Walker, TE, Central Missouri - Drafted 6th RD (49ers)
Todd Devoe, WR, Central Missouri - Undrafted Free Agent (Ravens)
Dennis Gile, QB, Central Missouri - Undrafted Free Agent (Patriots)
Tim Flanders, RB, Sam Houston State - Undrafted Free Agent (Saints)
Daxton Swanson, DB, Sam Houston State - Undrafted Free Agent (Colts)
Lachlan Edwards, P, Sam Houston State - Drafted 7th RD (Jets)
PJ Hall, DE, Sam Houston State - Drafted 2nd RD (Raiders)
Matt Breida, RB, Georgia Southern - Undrafted Free Agent (49ers)
Antwione Williams, LB, Georgia Southern - 5th RD (Lions)
Ironhead Gallon, LB, Georgia Southern - Undrafted Free Agent (Cardinals)
Montay Crockett, WR, Georgia Southern - Undrafted Free Agent (Packers)
Younghoe Koo, K, Georgia Southern - Undrafted Free Agent (Chargers)
Garrett Frye, OL, Georgia Southern - Undrafted Free Agent (Chiefs)
Edwin Jackson, LB, Georgia Southern - Undrafted Free Agent (Cardinals/Colts)
Tanzel Smart, DT, Tulane - Drafted 6th RD (Rams)
Ade Aruna, DL, Tulane - Drafted 6th RD (Vikings)
Sherman Badie, RB, Tulane - Undrafted Free Agent (Cardinals)
Dontrell Hilliard, RB, Tulane - Undrafted Free Agent (Browns)
Nico Marley, LB, Tulane - Undrafted Free Agent (Redskins)
Parry Nickerson, CB, Tulane - Drafted 6th RD (Jets)
Josh Rounds, RB, Tulane - Undrafted Free Agent (Bears)
Lazedrick Thompson, RB, Tulane - Undrafted Free Agent (Cardinals)
Donnie Lewis Jr., CB, Tulane - Drafted 7th RD (Browns)
Roderick Teamer Jr., S, Tulane - Undrafted Free Agent (Chargers)
John Leglue, OL, Tulane - Undrafted Free Agent (Broncos)
Charles Jones II, TE, Tulane - Undrafted Free Agent (Jaguars)
Darnell Mooney, WR, Tulane - Drafted 5th RD (Bears)
Thakarius Keyes, CB, Tulane - Drafted 7th RD (Chiefs)
Darius Bradwell, RB, Tulane - Undrafted Free Agent (Chargers)
Jalen McCleskey, WR, Tulane - Undrafted Free Agent (Falcons)
Christian Montano, OL, Tulane - Undrafted Free Agent (Steelers)
Cameron Sample, DL, Tulane - Drafted 4th RD (Bengals)
Patrick Johnson, DL, Tulane - Drafted 7th RD (Eagles)

In addition, four of the Green Wave's losses came by six points or fewer.

The Green Wave earned three victories against bowl participants in 2017 while four players earned All-Conference honors. Among the players was former cornerback Parry Nickerson, who was named to the all-conference first team, and earned All-America honors from Sports Illustrated and SB Nation.

Under Fritz's direction, the 2017 squad featured an aggressive ground attack, which averaged 231.5 yards per game – a figure that ranked No. 20 nationally and fourth in The American – and an opportunistic defensive unit that recorded 19 turnovers.

The 2017 season also served as a milestone season for Fritz as he earned his 200th victory as a head coach and in the process became just the fourth active Football Bowl Subdivision head coach with 200 wins.

The program's success continued into April, as Fritz saw two of his players selected in the 2018 NFL Draft. Nickerson and defensive lineman Ade Aruna were both selected in the sixth round by the New York Jets and Minnesota Vikings, respectively.

In his first season in the Crescent City, Fritz guided Tulane to a 4-8 record and earned his first AAC victory in the team's season finale at UConn. The Green Wave posted 30 or more points in five games in 2016, four of which were in wins. Three of the eight losses were by seven points or fewer with Tulane leading in four of those games entering the fourth quarter.

Following the year, linebacker Nico Marley, defensive tackle Tanzel Smart and Nickerson earned All-AAC honors. In the spring of 2017, Smart was selected in the sixth round of the NFL Draft by the Los Angeles Rams.

The Shawnee Mission, Kansas, native was named the Green Wave's 40th head coach by director of athletics Troy Dannen on Dec. 15, 2015. At that time, he brought 33 years of collegiate experience as a football student-athlete or coach to Tulane, having led teams to six combined conference championships (one at every level he had coached) and two bowl appearances. He was twice named the national coach of the year, including the American Football Coaches Association FCS Coach of the Year in 2011 and the Liberty Mutual FCS Coach of the Year in 2012.

Fritz came to New Orleans from Georgia Southern where he spent two seasons and led the Eagles to a combined record of 17-7, a 2014 Sun Belt Conference title and the school's first-ever NCAA postseason bowl game with their berth in the 2015 GoDaddy.com Bowl. Georgia Southern concluded the 2015 regular season with an 8-4 overall record including a mark of 6-2 in conference play.

Fritz led the Eagles to a 9-3 overall record and a perfect mark of 8-0 in conference play during his first season at Georgia Southern in 2014, and was named the Sun Belt Conference Coach of the Year. However, the school's waiver claim to allow Georgia Southern to play in a bowl despite being in the second year of the NCAA's transition period was denied. Georgia Southern was the first team in NCAA history to post an undefeated conference season in its first season at the Division I FBS level.

Prior to Georgia Southern, Fritz served as head coach at Sam Houston State from 2010-13 where he led the Bearkats to back-to-back Southland Conference titles, NCAA Division I Championship game appearances in 2011 and 2012 and a third straight NCAA playoff berth in 2013.

Honored as the American Football Coaches Association Regional Coach of the Year in 2011 and 2012, Fritz was selected by the media and his peers in the Southland Conference as the league's Coach of the Year in 2011 after his team went a perfect 7-0 in conference play.

In 2011 and 2012, Sam Houston State posted the two highest single-season win totals in program history with marks of 14-1 (2011) and 11-4 (2012) and Bearkat players were showered with accolades. More than 50 earned All-Southland Conference honors under Fritz in his last four years, not including additional Player of the Year, Offensive Player of the Year, Defensive Player of the Year and Newcomer of the Year awards. All-America status from national coaching and media outlets were bestowed on 11 Sam Houston State players during his tenure.

Prior to his head coaching tenure at Sam Houston State, Fritz revitalized Central Missouri and guided the Mules to 11 winning seasons in 13 years. The NCAA Division II program's ledger included two 10-win seasons with the 2001 Mule squad earning its first postseason trip in more than 30 years.

In 2002, Central Missouri made its first-ever appearance in the NCAA Division II playoffs and was the Mid-America Athletic Association (MIAA) co-champion a year later. A 97-47 mark in 13 seasons ranks Fritz as the winningest coach in the program's history. He was the only coach to ever win seven or more games in eight consecutive seasons, and his victory total ranked him 15th among active Division II coaches at the time. In addition to his impressive 67.4 winning percentage with the Mules, Fritz coached his student-athletes to achieve their potential on the field and in the classroom. More than 150 Mules were recognized with All-MIAA honors with 41 first-team selections and 24 All-Americans.

Under Fritz, Central Missouri recorded a graduation rate of 84 percent with 144 MIAA Commissioner's Academic Honor Roll recipients, 14 Academic All-Region and three Academic All-Americans. For all of his accomplishments guiding Central Missouri, Fritz was honored by the school with induction into its Athletics Hall of Fame on Feb. 11, 2017.

Prior to his time at Central Missouri and Sam Houston State as a head coach, Fritz spent two different stints as an assistant coach with the Bearkats. He first served as a graduate assistant during the 1984 and 1985 seasons when he earned a master's degree in kinesiology. During that two-year stretch, Sam Houston State posted a 16-6 record and won the 1985 Gulf Star Conference championship. He returned to Sam Houston State a second time in 1991 after spending four years at Coffeyville Community College in Kansas under legendary coach Dick Foster, earning a promotion to defensive coordinator after one year. He stayed another two years to work for Coach Foster's Skip and the Red Ravens. During the 1990 season, Fritz served as the defensive coordinator where he helped guide the Red Ravens to a national title.

When Fritz was brought back to Sam Houston State in 1991 under Ron Randleman as secondary and special teams coach, he instilled an attitude of excellence on special teams that would last more than a decade. The Bearkats' "block party" racked up 80 blocked punts, field goals and extra points beginning with Fritz in 1991 and lasting through 2004.

In Fritz's first year as a full-time assistant coach at Sam Houston State in 1991, the Bearkats won the Southland Conference. That league title and an eight-win season launched Sam Houston State to the program's second-ever appearance in the NCAA Division I Football Championship.

Fritz departed Huntsville for a second time prior to the 1993 season for an opportunity to be the head coach at Blinn College, where he would turn around a program that had only five wins in its previous three seasons.

From 1993-96, Fritz and the Buccaneers would rack up 39 victories against only five losses with a tie and claim two national junior college championships. He was inducted into the NJCAA Football Hall of Fame for the environment of success he created at Blinn.

One of seven children, Fritz is the son of the late Harry Fritz, who coached the Central Missouri football team in 1952 before continuing his career as the Executive Director at the National Association of Intercollegiate Athletics (NAIA) in Kansas City. The elder Fritz also served at several colleges and universities in administration as an athletics director.

Fritz played on two conference title teams and was a four-year starter at defensive back for Randleman at Pittsburg State and remained at his alma mater as a student assistant coach in 1982. Early coaching stops included a year at Shawnee Mission Northwest (Kansas) High School in 1983 and Willis (Texas) High School in 1986, with his return to Sam Houston State for graduate school in between those years.

Fritz and his wife Susan have three children, a son and two daughters. Their son Wesley, who was married in the summer of 2019 to his wife Rebecca, is a member of the Tulane football staff and serves as the Director of Player Personnel. The couple's daughter Lainie is an elementary school teacher and sports broadcaster while their youngest daughter Brooke is a CPA for Deloitte in Houston, Texas.

As A College Head Coach

Year	School	Overall	Conf/Finish	Postseason
1993	Blinn College	6-3-1	3-2-1	
1994	Blinn College	9-2	5-1	L, Mineral Water Bowl
1995	Blinn College	12-0	6-0	W, NJCAA National Championship
1996	Blinn College	12-0	7-0	W, NJCAA National Championship

As A NCAA Head Coach

Year	School	Overall	Conf/Finish	Postseason
1997	Central Missouri	5-6	4-5/6th	
1998	Central Missouri	8-3	6-3/T-3rd	
1999	Central Missouri	7-4	5-4/4th	
2000	Central Missouri	7-4	5/4/T-4th	
2001	Central Missouri	10-2	7/2/2nd	W, Mineral Water Bowl
2002	Central Missouri	10-2	8-1/2nd	L, NCAA DI First Round
2003	Central Missouri	9-2	7-2/T-1st	
2004	Central Missouri	7-4	5-4/4th	
2005	Central Missouri	7-3	5-3/5th	
2006	Central Missouri	5-6	3-6/T-6th	
2007	Central Missouri	7-4	6-3/T-3rd	
2008	Central Missouri	7-4	5-4/T-4th	
2009	Central Missouri	8-3	6-3/T-2nd	
2010	Sam Houston State	6-5	4-3/T-3rd	
2011	Sam Houston State	14-1	7-0/1st	L, NCAA DI Championship
2012	Sam Houston State	11-4	6-1/T-1st	L, NCAA DI Championship
2013	Sam Houston State	9-5	4-3/T-3rd	L, NCAA DI Second Round
2014	Georgia Southern	9-3	7-0/1st	
2015	Georgia Southern	8-4*	6-2/3rd	GoDaddy.com Bowl Champions*
2016	Tulane	4-8	1-7/6th West	
2017	Tulane	5-7	3-5/5th West	
2018	Tulane	7-6	5-3/T-1st West	Cure Bowl Champions
2019	Tulane	7-6	3-5/4th West	Armed Forces Bowl Champions
2020	Tulane	6-6	3-5/T-8th	Famous Idaho Potato Bowl
2021	Tulane	2-10	1-7/T-9th	
2022	Tulane	11-2	7-1	

TOTAL	30 Years (Overall)	235-119-1	.663
	26 Years (NCAA)	196-114-0	.632

*Led Georgia Southern to a berth in the GoDaddy.com bowl but did not coach in the game

TULANE

Year	Overall	Conf/Finish	Postseason
2022	(10-2, 7-1 American)		
S 3	UMass	W	42-10
S 10	Alcorn State	W	52-0
S 17	at Kansas State	W	17-10
S 24	Southern Miss	L	24-27
S 30	at Houston*	W	27-24 (OT)
O 8	ECU*	W	24-9
O 15	at USF*	W	45-31
O 22	Memphis*	W	38-28
N 5	at Tulsa*	W	27-13
N 12	UCF*	L	31-38
N 17	SMU*	W	59-24
N 25	at Cincinnati*	W	27-24
D 3	UCF	W	45-28

2021

Year	Overall	Conf/Finish	Postseason
2021	(2-10, 1-7 American)		
S 4	at No. 2 Oklahoma	L	35-40
S 11	MORGAN STATE^	W	69-20
S 18	at Ole Miss	L	21-61
S 25	UAB	L	21-28
O 2	at ECU*	L	29-52
O 7	Houston*	L	22-40
O 21	at SMU*	L	26-55
O 30	No. 2 Cincinnati*	L	12-31
N 6	at UCF*	L	10-14
N 13	Tulsa*	L	13-20 (OT)
N 20	USF*	W	45-15
N 27	at Memphis*	L	28-33

^ - Game Played in Birmingham, Alabama

2020

Year	Overall	Conf/Finish	Postseason
2020	(6-6, 3-5 American)		
S 12	at South Alabama	W	27-24
S 19	NAVY*	L	24-27
S 26	at Southern Miss	W	66-24
O 8	at Houston*	L	49-31
O 16	SMU*	L	37-34
O 25	at UCF*	L	51-34
O 31	TEMPLE*	W	38-3
N 7	at ECU*	W	38-21
N 14	ARMY	W	38-12
N 19	at Tulsa*	L	30-24 (2OT)
D 5	Memphis*	W	35-21
D 22	vs. Nevada	L	27-38

2019

Year	Overall	Conf/Finish	Postseason
2019	(7-6, 3-5 American)		
A 29	FIU	W	42-14
S 7	at Auburn	L	6-24
S 14	MISSOURI STATE	W	58-6
S 19	*HOUSTON	W	38-31
O 5	at Army	W	42-33
O 12	*UCONN	W	49-7
O 19	*at Memphis	L	17-47
O 26	*at Navy	L	38-41
N 2	*TULSA	W	38-26
N 16	*at Temple	L	21-29
N 23	*UCF	L	31-34
N 30	*at SMU	L	20-37
J 4	vs. Southern Miss	W	30-13

2018

Year	Overall	Conf/Finish	Postseason
2018	(7-6, 5-3 American, t1st)		
A 30	WAKE FOREST	L (OT)	17-23
S 8	NICHOLLS	W	42-17
S 15	at UAB	L	24-31
S 22	at Ohio State	L	6-49
S 28	*MEMPHIS	W	40-24
O 6	*at Cincinnati	L	21-37
O 20	*SMU	L	23-27
O 27	*at Tulsa	W	24-17
N 3	*at USF	W	41-15
N 10	*EAST CAROLINA	W	24-18
N 15	*at Houston	L	17-48
N 24	*NAVY	W	29-28
D 15	ULL (Cure Bowl)	W	41-24

2017

Year	Overall	Conf/Finish	Postseason
2017	(5-7, 3-5 American, 5th)		
S 2	GRAMBLING STATE	W	43-14
S 9	*at Navy	L	21-23
S 16	at Oklahoma	L	14-56
S 23	*ARMY	W	21-17
O 7	*TULSA	W	62-28
O 14	*at FIU	L	10-23
O 21	*USF	L	28-34
O 27	*at Memphis	L	26-56
N 4	*CINCINNATI	L	16-17
N 11	*at East Carolina	W	31-24
N 18	*HOUSTON	W	20-17
N 25	*at SMU	L	38-41

2016

Year	Overall	Conf/Finish	Postseason
2016	(4-8, 1-7 American, 6th)		
S 1	at Wake Forest	L	3-7
S 10	SOUTHERN	W	66-21
S 17	*NAVY	L	14-21
S 24	UL LAFAYETTE	W (4 OT)	41-39
O 1	at UMass	W	31-24
O 14	*MEMPHIS	L	14-24
O 22	*at Tulsa	L	27-50
O 29	*SMU	L	31-35

N 5	*at UCF	L	6-37
N 12	*at Houston	L	18-30
N 19	*TEMPLE	L	0-31
N 26	*at UConn	W	38-13

GEORGIA SOUTHERN

Year	Overall	Conf/Finish	Postseason
2015	(9-4, 6-2 Sun Belt, 3rd)		
GODADDY.COM BOWL CHAMPIONS			
S 5	at West Virginia	L	0-44
S 12	WESTERN MICHIGAN	W	43-17
S 19	THE CITADEL	W	48-13
S 26	*at Idaho	W	44-20
O 3	*at ULM	W	51-31
O 17	*NM STATE	W	56-26
O 22	*at Appalachian St.	L	13-31
O 29	*TEXAS STATE	W	37-13
N 14	*at Troy	W	45-10
N 21	at Georgia	L (OT)	17-23
N 28	*SOUTH ALABAMA	W	55-17
D 5	*GEORGIA STATE	L	7-34
GODADDY.COM BOWL			
D 23	vs. Bowling Green	W	58-27

2014

Year	Overall	Conf/Finish	Postseason
2014	(9-3, 8-0 Sun Belt, 1st)		
SUN BELT CONFERENCE CHAMPIONS			
A 30	at NC State	L	23-24
S 6	SAVANNAH ST.	W	83-9
S 13	at Georgia Tech	L	38-42
S 20	*at S. Alabama	W	28-6
S 25	*APP. STATE	W	34-14
O 4	*at NM St.	W	36-28
O 11	*IDAHO	W	47-24
O 25	*at Georgia State	W	69-31
O 30	*TROY	W	42-10
N 8	*at Texas State	W	28-25
N 15	at Navy	L	19-52
N 29	*UL MONROE	W	22-16

SAM HOUSTON STATE

Year	Overall	Conf/Finish	Postseason
2013	(9-5, 4-3 Southland, 3rd)		
A 31	HOUSTON BAPTIST	W	74-0
S 7	at Texas A&M	L	28-65
S 14	TEXAS SOUTHERN	W	55-17
S 21	INCARNATE WORD	W	52-21
S 28	E. WASHINGTON	W	49-34
O 12	*LAMAR	W	14-3
O 19	*at McNeese State	L	23-31
O 26	*NW ST	W	44-10
N 2	*vs. SFA #	W	56-49
N 9	*NICHOLLS ST.	W	49-24
N 16	*at Southeastern La.	L	21-34
N 23	*at Central Arkansas	L	31-49
NCAA FCS PLAYOFFS			
N 30	SOUTHERN UTAH	W	51-20
D 7	at Southeastern La.	L	29-30
# - at Reliant Stadium, Houston, Texas			

2012

Year	Overall	Conf/Finish	Postseason
2012	(11-4, 6-1, Southland, T-1st)		
SOUTHLAND CONFERENCE CO-CHAMPIONS			
S 8	INCARNATE WORD	W	54-7
S 15	at Baylor	L	23-48
S 22	*at Central Arkansas	L	20-24
S 27	at Texas Southern	W	50-6
O 6	*vs. SFA #	W	51-43
O 13	*at Nicholls St.	W	41-0
O 20	*McNEESE STATE	W	45-10
O 27	*at Lamar	W	56-7
N 3	*SOUTHEASTERN LA	W	70-0
N 10	*at NW State	W	52-17
N 17	at Texas A&M	L	28-47
NCAA FCS PLAYOFFS			
D 1	CAL POLY	W	18-16
D 7	at Montana State	W	34-16
D 15	at Eastern Wash.	W	45-42
J 5	vs. NDSU @	L	13-39
# - at Reliant Stadium, Houston, Texas			
@ - at Frisco, Texas			

2011

Year	Overall	Conf/Finish	Postseason
2011	(14-1, 7-0 Southland, 1st)		
SOUTHLAND CONFERENCE CHAMPIONS			
S 1	WESTERN ILLINOIS	W	20-6
S 17	*C. ARKANSAS	W	31-10
S 24	at New Mexico	W (OT)	48-45
O 1	UTSA	W	22-7
O 8	*Stephen F. Austin#	W	45-10
O 15	*NICHOLLS ST.	W	47-7
O 22	*at McNeese State	W	38-14
O 29	*LAMAR	W	66-0
N 5	*at Southeastern LA	W	38-9
N 12	*NW STATE	W	43-17
N 19	at Texas State	W	36-14
NCAA FCS PLAYOFFS			
D 3	STONY BROOK	W	34-27
D 10	MONTANA STATE	W	49-13
D 16	MONTANA	W	31-28
J 7	NDSU@	L	6-17
# - at Reliant Stadium, Houston, Texas			
@ - at Frisco, Texas			

2010**[6-5, 4-3 Southland, 3rd]**

S 4	at Baylor	L	3-34
S 18	at Western Illinois	L	14-56
S 25	GARDNER WEBB	W	30-14
O 2	* at Lamar	W	38-10
O 9	* at Nicholls	W	26-7
O 16	* SE LA	W	57-7
O 23	* vs. SFA #	L	28-31
O 30	* at NW St.	L2ot	20-23
N 6	* McNEESE STATE	L	28-33
N 13	* at Central Arkansas	W	20-13
N 20	TEXAS STATE	W	31-29

- at Reliant Stadium, Houston, Texas

CENTRAL MISSOURI**2009****[8-3, 6-3 MIAA T-2nd]**

A 27	SW BAPTIST	W	39-28
S 3	MISSOURI S&T	W	50-13
S 12	* at Emporia State	W	24-21
S 19	* PITTSBURG STATE	W	23-14
S 26	* at Washburn	L	21-36
O 3	* TRUMAN	W	38-3
O 10	* FORT HAYS STATE	W	48-3
O 17	* at Miss. Western	L	21-36
O 24	* at Neb.-Omaha	W	49-31
O 31	* MISS. SOUTHERN	W	27-17
N 7	* at NW Missouri	L	14-56

2008**[7-4, 5-4 MIAA T-4th]**

A 28	MINNESOTA STATE	W	29-9
S 4	ARKANSAS TECH	W	49-13
S 13	* at Truman	W	31-28
S 20	* WASHBURN	W	43-34
S 27	* at Pittsburg State	L	28-49
O 4	* EMPORIA STATE	W	42-14
O 11	* NW MO ST.	L	13-20
O 18	* at Miss. Southern	W	47-14
O 25	* NEB.-OMAHA	L	33-38
N 1	* MISS. WESTERN	L	41-42
N 8	* at Fort Hays St.	W	24-21

2007**[7-4, 6-3 MIAA, T-3rd]**

A 23	at Minnesota State	L	14-23
S 8	CONCORDIA-ST. PAUL	W	56-24
S 15	* TRUMAN	W	27-7
S 22	* at Washburn	W	28-14
S 29	* PITTSBURG STATE	L2OT	31-38
O 6	* at Emporia State	W	38-7
O 13	* at NW Missouri	L	26-28
O 20	* MISS. SOUTHERN	W	24-23
O 27	* at SW Baptist	W	56-14
N 3	* at Missouri Southern	L	28-42
N 10	* FORT HAYS STATE	W	31-10

2006**[5-6, 6-3 MIAA, T-6th]**

S 2	at Lincoln	W	78-0
S 9	DAKOTA STATE	W	52-0
S 16	* WASHBURN	L	10-14
S 23	* at Truman	L	21-24
S 30	* at Fort Hays State	W	37-14
O 7	* MISSOURI WESTERN	L	14-31
O 14	* SW BAPTIST	W	49-24
O 21	* at Miss. Southern	L	26-31
O 28	* NW MISSOURI	L	14-31
N 4	* EMPORIA STATE	W	48-21
N 11	* at Pittsburg State	L	30-35

2005**[7-3, 5-3 MIAA, 5th]**

A 25	ADAMS STATE	W	14-6
S 1	LINCOLN	W	83-0
S 10	* at Washburn	L	27-42
S 17	* TRUMAN	W	69-17
O 1	* at Missouri Western	L	10-13
O 8	* at Southwest Baptist	W	45-7
O 15	* MISSOURI SOUTHERN	W	27-24
O 22	* at Northwest Missouri	L	21-31
O 29	* at Emporia State	W	21-14
N 5	* PITTSBURG STATE	W	83-21

2004**[7-4, 5-4 MIAA, 4th]**

A 28	at Adams State	W	13-0
S 4	at Lincoln	W	47-0
S 11	* NORTHWEST MO. STATE	L	20-38
S 18	* at Missouri Southern	W	40-33
S 25	* SOUTHERN BAPTIST	W	48-21
O 2	* MISSOURI WESTERN	L	44-49
O 9	* at Missouri Rolla S&T	L	38-42
O 16	* at Truman	W	46-0
O 23	* WASHBURN	W	47-21
O 30	* at Pittsburg State	L	27-47
N 6	* EMPORIA STATE	W	35-33

2003**[9-2, 7-2 MIAA, T-1st]****MIAA Co-Champions**

A 28	LINCOLN	W	37-13
S 11	LANGSTON	W	75-6
S 20	* at Northwest Mo. State	W	52-24
S 27	* MISSOURI SOUTHERN	W	50-7
O 4	* at Southwest Baptist	W	30-23
O 11	* at Missouri Western	L	10-27
O 18	* MISSOURI ROLLA	W	73-21
O 25	* TRUMAN	W	28-22
N 1	* at Washburn	W	49-28
N 8	* PITTSBURG STATE	L	24-28
N 15	* at Emporia State	W	28-18

2002**[10-2, 8-1 MIAA, 2nd]**

A 31	at Lincoln	W	63-7
S 14	STERLING	W	72-12
S 21	* at Missouri Western	W	21-14
S 28	* EMPORIA STATE	W	41-13
O 5	* MISSOURI ROLLA	W	55-14
O 12	* at Southwest Baptist	W	35-6
O 19	* WASHBURN	W	55-21
O 26	* MISSOURI SOUTHERN	W	42-21
N 2	* at Northwest Mo State	L	7-10
N 9	* TRUMAN	W	17-3
N 16	* at Pittsburg State	W	ot 23-20
<i>NCAA DIVISION II PLAYOFFS</i>			
N 23	at Northern Colorado	L	28-49

2001**[10-2, 7-2 MIAA, 2nd]**

A 30	LINCOLN	W	24-10
S 6	OTTAWA	W	63-13
S 15	* MISSOURI WESTERN	W	34-28
S 22	* at Emporia State	W	ot 40-34
S 29	* at Missouri Rolla	W	31-10
O 6	* SOUTHWEST BAPTIST	W	49-17
O 13	* at Washburn	W	58-34
O 20	* at Missouri Southern	L	13-35
O 27	* NORTHWEST MO STATE	W	37-36
N 3	* at Truman	W	58-27
N 10	* PITTSBURG STATE	L	13-38
<i>MINERAL WATER BOWL (Excelsior Springs, Mo.)</i>			
D 1	vs. Minnesota Duluth	W	48-17

2000**[7-4, 5-4 MIAA, 4th]**

A 31	WINONA STATE	W	45-26
S 9	QUINCY	W	75-0
S 16	* EMPORIA STATE	W	34-21
S 23	* at Pittsburg State	L	20-23
S 30	* WASHBURN	W	28-17
O 7	* at Truman	L	14-28
O 14	* at Missouri Rolla	W	33-7
O 21	* MISSOURI WESTERN	L	ot 16-23
O 28	* SOUTHWEST BAPTIST	W	41-10
N 4	* at Missouri Southern	W	35-0
N 11	* NORTHWEST MO. STATE	L	17-55

1999**[7-4, 5-4 MIAA, 4th]**

A 28	at Quincy	W	60-13
S 4	WINONA STATE	W	30-24
S 18	* at Emporia State	L	12-41
S 25	* PITTSBURG STATE	L	7-14
O 2	* at Washburn	W	32-18
O 9	* TRUMAN	L	13-24

O 16	* MISSOURI-ROLLA	W	41-0
O 23	* at Missouri Western	W	35-28
O 30	* at Southern Baptist	W	49-3
N 6	* MISSOURI SOUTHERN	W	47-7
N 13	* at Northwest Mo. State	L	14-41

1998**[8-3, 6-3 MIAA, T-3rd]**

S 3	NEBRASKA-OMAHA	W	42-26
S 12	ST. CLOUD STATE	W	20-16
S 19	* MISSOURI-ROLLA	W	27-0
S 26	* at Truman	W	10-7
O 3	* SOUTHWEST BAPTIST	W	34-0
O 10	* at Missouri Southern	W	20-13
O 15	* at Pittsburg State	L	13-32
O 24	* EMPORIA STATE	L	24-56
O 31	* NORTHWEST MO STATE	L	20-34
N 7	* at Washburn	W	37-0
N 14	* MISSOURI WESTERN	W	38-28

1997**[5-6, 4-5 MIAA, 6th]**

S 6	at Nebraska-Omaha	L	12-41
S 13	MENLO (CALIF.)	W	53-13
S 20	* at Missouri-Rolla	W	44-14
S 27	* TRUMAN	L	2ot 34-37
O 4	* at Southwest Baptist	W	52-17
O 11	* MISSOURI SOUTHERN	W	31-10
O 18	* PITTSBURG STATE	L	ot 29-30
O 25	* at Emporia State	L	10-50
N 1	* at Northwest Mo State	L	9-41
N 8	* WASHBURN	W	20-14
N 15	* at Missouri Western	L	ot 24-27

BLINN COLLEGE**1996****[12-0, 7-0 SWJCFC]****NJCAA NATIONAL CHAMPIONS**

A 31	HARDIN SIMMONS JV	W	28-7
S 7	at Cisco	W	66-7
S 21	* TYLER	W	37-13
S 28	* at Navarro	W	21-6
O 5	* CISCO	W	52-7
O 12	* at Ranger	W	50-15
O 19	* TRINITY VALLEY	W	41-6
O 26	* at Kilgore	W	24-8
N 2	* NE OKLAHOMA	W	14-7
<i>SWJCFC PLAYOFFS</i>			
N 9	vs. Trinity Valley	W	21-0
N 16	vs. Navarro	W	43-0

MINERAL WATER BOWL

(Excelsior Springs, Mo.)			
D 7	vs. Coffeyville	W	43-14

1995**[12-0, 6-0 TJCFE]****NJCAA NATIONAL CHAMPIONS**

S 2	HARDIN SIMMONS JV	W	21-7
S 9	CISCO	W	56-10
S 23	* at Tyler	W	37-10
S 30	* NAVARRO	W	28-16
O 7	* at Cisco	W	35-11
O 14	* RANGER	W	40-6
O 21	* at Trinity Valley	W	24-10
O 28	KILGORE	W	45-14
N 4	* at NE Oklahoma	W	24-17
<i>TJCFE PLAYOFFS</i>			
N 11	vs. Trinity Valley	W	37-7
N 18	vs. Cisco	W	51-19

TEXAS JUNIOR COLLEGE SHRINE BOWL

(Tyler, Texas)			
D 2	Hinds	W	21-14

1994**[9-2, 5-1 TJCFE]**

S 3	at Tyler	W	28-14
S 10	RANGER	W	31-15
S 17	NAVARRO	W	42-24
S 24	at Cisco	W	42-7
O 1	* TYLER	W	41-10
O 8	* at Navarro	W	41-19
O 15	* CISCO	W	45-26

O 22	* at Ranger	W	59-30
O 29	* vs. Trinity Valley	L	23-27
N 5	* at Kilgore	W	13-9

MINERAL WATER BOWL

(Excelsior Springs, Mo.)			
D 3	Hinds	L	17-19

1993**[6-3-1, 3-2-1 TJCFE]**

S 4	TYLER	W	23-15
S 11	CISCO	W	31-21
S 18	TRINITY VALLEY	L	17-20
S 25	at Kilgore	W	17-16
O 2	* at Tyler	L	14-35
O 9	* NAVARRO	L	10-17
O 16	* at Cisco	W	41-18
O 23	* RANGER	W	16-12
O 30	* at Trinity Valley	T	17-17
N 6	* KILGORE	W	30-7

* - Conference game

Home games in CAPS

TULANE FOOTBALL TWO-DEEP

OFFENSE

QB	7 Michael Pratt (6-3, 220, Jr.)	12 Kai Horton (6-4, 210, R-Fr.)
RB	22 Tyjae Spears (5-11, 195, Jr.)	8 Iverson Celestine (5-10, 200, R-Fr.)
WR-H	4 Jha'Quan Jackson (5-10, 185, Jr.)	83 Bryce Bohanon (5-9, 180, R-Fr.)
WR-Z	10 Shae Wyatt (6-1, 190, R-Sr.)	81 Luke Besh (6-1, 191, R-Fr.)
WR-X	2 Duece Watts (6-2, 200, Sr.)	6 Lawrence Keys III (5-11, 170, R-Jr.)
TE	80 Tyrick James (6-2, 235, Sr.)	84 Will Wallace (6-4, 250, R-Sr.)
LT	79 Joey Claybrook (6-7, 300, Sr.)	65 Sully Burns (6-7, 300, Fr.)
LG	76 Prince Pines (6-5, 345, R-Jr.)	56 Shadre Hurst (6-2, 290, Fr.)
C	52 Sincere Haynesworth (6-1, 300, Sr.)	58 Caleb Thomas (6-3, 300, R-So.)
RG	68 Josh Remetich (6-4, 295, So.)	72 Trey Tuggle (6-6, 315, R-Fr.)
RT	69 Rashad Green (6-4, 300, So.)	71 Matt Lombardi (6-7, 295, R-Fr.)

DEFENSE

DE	3 Angelo Anderson (6-3, 255, So.)	91 Tylo Phillips (6-3, 280, Sr.)
NT	94 Eric Hicks Jr. (6-3, 290, R-So.)	55 Noah Taliacich (6-3, 275, So.)
DT	0 Patrick Jenkins (6-2, 286, So.)	70 Kameron Hamilton (6-4, 280, Fr.)
DE	6 Darius Hodges (6-2, 280, R-So.)	90 Devean Deal (6-4, 250, R-Fr.)
WLB	2 Dorian Williams (6-2, 230, Jr.)	45 Corey Platt (6-1, 210, R-Fr.)
MLB	1 Nick Anderson (5-10, 225, Sr.)	35 Jesus Machado (6-0, 220, So.)
N	37 Macon Clark (6-0, 205, Sr.)	29 Kentrell Webb (5-11, 185, Fr.)
CB	11 Jarius Monroe (6-1, 205, Jr.)	24 Tyrek Presley (6-2, 195, R-So.)
CB	7 Lance Robinson (5-11, 190, R-Jr.)	26 Shi'Keem Laister (6-2, 200, So.)
FS	23 Lummie Young IV (6-1, 200, R-Sr.)	12 D.J. Douglas (6-0, 205, R-So.)
SS	31 Larry Brooks (6-0, 200, Sr.)	32 Bailey Despanie (6-1, 190, R-Fr.)

SPECIAL TEAMS

PK	43 Valentino Ambrosio (5-9, 160, R-Jr.)	41 Kriston Esnard (5-10, 182, R-Fr.)
P	96 Casey Glover (6-3, 200, R-Jr.)	62 Brice Busch (6-1, 165, Fr.)
KO	96 Casey Glover (6-3, 200, R-Jr.)	81 Lucas Dunker (6-1, 221, Jr.)
H	96 Casey Glover (6-3, 200, R-Jr.)	7 Michael Pratt (6-3, 220, Jr.)
PR	4 Jha'Quan Jackson (5-10, 185, Jr.)	10 Shae Wyatt (6-1, 190, R-Sr.)
KR	6 Lawrence Keys III (5-11, 170, R-Jr.)	83 Bryce Bohanon (5-9, 180, R-Fr.)
LS	57 Ethan Hudak (6-0, 233, R-So.)	50 Jackson Schmelter (6-2, 189, R-Fr.)

PRONUNCIATION GUIDE

- | | |
|---|---|
| 3 Phat Watts: Fat Watts | 53 Bobby Noel: No-ell |
| 4 Jha-Quan Jackson: Ja-quan Jackson | 54 Kanan Ray: KAY-nun |
| 8 Iverson Celestine: Iverson Sell-a-steen | 55 Noah Taliacich: Noah tally-an-sish |
| 13 Cadien Robinson: Caden | 61 Hutson Lillibridge: Hut-sun |
| 17 Chris Brazzell II: Bra-zul | 67 Graham Dable: Day-bul |
| 19 Kiland Harrison: Key-land | 68 Josh Remetich: Rem-uh-tich |
| 19 Garrett Mmahat: Mom-uh-hat | 77 Keanon McNally: Keenan |
| 20 Matthew Remondet: Matthew Rem-on-day | 80 Tyrick James: Tyreek |
| 22 Tyjae Spears: Tah-zhae | 87 Alex Bauman: BAUGH-man |
| 23 Lummie Young IV: Luh-mee | 90 Devean Deal: Devin |
| 24 Lucas Desjardins: Duh-jar-dins | 92 Gerrod Henderson: Ger-ROD |
| 24 Tyrek Presley: Tyreek | 93 Elijah Champaigne: Elijah Shamp-pain |
| 26 Shi'Keem Laister: Shu-keem | 95 Adonis Friloux: Adonis Free-loo |
| 27 Austin Sybrandt: Austin Si-brant | 97 Maxie Baudoin IV: Bo-DOIN |
| 30 Jonathan Mestayer II: Jonathan Met-e-aye | |
| 32 Bailey Despanie: Duh-SPAIN-ee | |
| 35 Jesus Machado: hey-zues ma-cha-dough | |
| 41 Kriston Esnard: Krist-AHN EsNARD | |
| 41 Michael Lavergne: Michael La-vern | |
| 42 Lucas Barisas: Buh-ree-sus | |
| 43 Rishi Rattan: Ree-shee Ruh-TAHN | |
| 44 Michael Lunz: Luhnz | |
| 45 Reed Rutkowski: Reed rut-cow-ski | |
| 51 James Laprocido: Lap-row-see-doe | |
| 52 Adam Uppuluri: YOU-pill-uh-re | |

Career-Highs

#0 Patrick Jenkins

Total Tackles 3 (2x MR - Southern Miss - 10/24/22)
Total Sacks 2 (UCF - 12/3/22)
Total Tackles for Loss 2 (2x MR - UCF - 12/3/22)

#0 Shaadie Clayton-Johnson

Rushing Yards 56 (at USF - 10/15/22)
Rushing Touchdowns 1 (Alcorn State - 9/10/22)
Longest Rush 29 (SMU - 11/17/22)
Receptions 2 (2x MR Memphis - 10/22/22)
Receiving Yards 22 (USM - 9/24/22)
Receiving Touchdowns -
Longest Reception 16 (USM - 9/24/22)

#1 Nick Anderson

Total Tackles 14 (2x MR - at Houston - 9/30/22)
Total Sacks 1 (9x MR - at Tulsa - 11/5/22)
Total Tackles for Loss 2.5 (Temple - 10/31/20)
Interceptions -

#2 Duece Watts

Receptions 6 (2x MR UCF - 11/12/22)
Receiving Yards 134 (UCF - 12/3/22)
Receiving Touchdowns 2 (2x MR - at ECU - 11/7/20)
Longest Reception 73 (UCF - 12/3/22)

#2 Dorian Williams

Total Tackles 14 (Nevada - 12/22/20)
Total Sacks 2 (at Tulsa - 11/5/22)
Total Tackles for Loss 3 (at Houston - 10/8/20)
Interceptions 1 (2x MR - at Cincinnati - 11/25/22)

#3 Phat Watts

Receptions 3 (4x MR - at UCF 11/6/21)
Receiving Yards 55 (Memphis - 12/5/20)
Receiving Touchdowns 1 (2x MR - Tulsa - 11/13/21)
Longest Reception 49 (Cincinnati - 10/30/21)

#4 Jha'Quan Jackson

Receptions 7 (2x MR - at USF - 10/15/22)
Receiving Yards 95 (vs UCF - 11/12/22)
Receiving Touchdowns 2 (2x MR - at Nevada - 12/22/20)
Longest Reception 50 (at SMU - 10/21/21)
Longest Punt Returns 90 (Memphis - 10/22/22)
Longest Kick Return 43 (Memphis - 12/5/20)

#6 Darius Hodges

Total Tackles 8 (Ole Miss - 9/18/21)
Total Sacks 2.5 (vs SMU - 11/17/22)
Total Tackles for Loss 3.5 (at UCF - 11/6/21)
Interceptions -

#6 Lawrence Keys III

Receptions 5 (at Cincinnati - 11/25/22)
Receiving Yards 60 (UCF - 12/3/22)
Receiving Touchdowns 1 (2x MR - UCF - 12/3/22)
Longest Reception 43 (UCF - 12/3/22)
Longest Kick Return 63 (vs SMU - 11/17/22)

#7 Michael Pratt

Rushing Yards 87 (at Kansas State - 9/17/22)
Rushing Touchdowns 3 (SMU - 11/17/22)
Longest Rush 39 (Nevada - 12/22/20)
Total Passes 49 (UAB - 9/25/21)
Completed Passes 27 (3x MR - ECU - 10/8/22)
Passing Yards 394 (UCF - 12/3/22)
Touchdown Passes 4 (UCF - 12/3/22)
Longest Pass 73 (UCF - 12/3/22)

#7 Lance Robinson

Total Tackles 7 (vs UCF - 12/3/22)
Tackles for Loss 1 (2x MR - UAB - 9/25/21)
Interceptions 1 (UAB - 9/25/21)

#8 Iverson Celestine

Rushing Yards 77 (Morgan State - 9/11/21)
Rushing Touchdowns -
Longest Rush 29 (SMU - 11/17/22)
Receptions 2 (vs UCF - 11/12/22)
Receiving Yards 10 (ECU - 10/8/22)
Receiving Touchdowns -
Longest Reception 10 (ECU - 10/8/22)

#9 Carlos Hatcher

Total Tackles 5 (2x MR - at Cincinnati - 10/6/18)
Total Sacks 1 (2x MR - Memphis - 9/28/18)
Tackles for Loss 2 (at Memphis - 10/19/19)

#10 Shae Wyatt

Receptions 5 (7x MR - UCF - 12/3/22)
Receiving Yards 130 (Alcorn State - 9/10/22)
Receiving Touchdowns 2 (MR - vs UCF - 12/3/22)
Longest Reception 72 (at SMU - 10/21/21)

#11 Jarius Monroe

Total Tackles 11 (at Tulsa - 11/5/22)
Interceptions 1 (2x MR Memphis - 10/22/22)

#12 Kai Horton

Rushing Yards 5 (Morgan State - 9/11/21)
Longest Rush 6 (2x MR - at Houston - 9/30/22)
Total Passes 23 (at Houston - 9/30/22)
Completed Passes 11 (at Houston - 9/30/22)
Passing Yards 132 (at Houston - 9/30/22)
Touchdown Passes 3 (at Houston - 9/30/22)
Longest Pass 33 (at Houston - 9/30/22)

#13 Justin Ibieta

Rushing Yards 57 (Morgan State - 9/11/21)
Rushing Touchdowns 1 (2x MR - Alcorn State - 9/10/22)
Longest Rush 29 (Army - 11/14/20)
Total Passes 21 (Morgan State - 9/11/21)
Completed Passes 13 (Morgan State - 9/11/21)
Passing Yards 166 (Morgan State - 9/11/21)
Touchdown Passes 2 (Morgan State - 9/11/21)
Longest Pass 44 (Morgan State - 9/11/21)

#20 Cam Carroll

Attempts 18 (at Houston - 10/08/20)
Rushing Yards 163 (at USM - 9/26/20)
Rushing Touchdowns 3 (at USM - 9/26/20)

Longest Rush 65 (Nevada - 12/22/20)
Receptions 4 (2x MR - at Houston - 10/7/21)
Receiving Yards 67 (at ECU - 10/2/21)
Receiving Touchdowns 2 (Oklahoma - 9/4/21)
Longest Reception 59 (ECU - 10/2/21)

#22 Tyjae Spears

Attempts 35 (at Cincinnati - 11/25/22)
Rushing Yards 264 (at Memphis - 11/27/21)
Rushing Touchdowns 3 (UMass - 9/3/22)
Longest Rush 75 (at USF - 10/15/22)
Receptions 6 (at Houston - 9/30/22)
Receiving Yards 88 (Missouri St. - 9/14/19)
Receiving Touchdowns 1 (3x - MR - vs SMU - 11/17/22)
Longest Reception 88 (Missouri St. - 9/14/19)

#23 Lummie Young IV

Total Tackles 10 (2x MR - at Virginia - 10/16/21)
Total Sacks 1 (2x MR - Northwestern - 9/18/21)
Tackles for Loss 1 (7x MR - Northwestern - 9/18/21)
Interceptions 1 (3x MR - vs SMU - 11/17/22)

#28 Jadon Canady

Total Tackles 8 (at East Carolina - 10/2/21)
Tackles for Loss 2 (UCF - 11/6/21)
Interceptions 1 (2x MR - Tulsa - 11/13/21)

#31 Larry Brooks

Total Tackles 11 (SMU - 10/16/20)
Total Sacks 1 (at Memphis - 11/27/21)
Tackles for Loss 1 (4x MR - USM - 9/24/22)
Interceptions 2 (Missouri St. - 9/14/19)

#35 Jesus Machado

Total Tackles 7 (UCF - 12/3/22)
Tackles for Loss 1 (2x MR - UMass - 9/3/22)

#37 Macon Clark

Total Tackles 12 (at Ole Miss - 9/18/21)
Total Sacks 1 (5x MR - Houston - 10/7/21)
Tackles for Loss 2 (3x MR - ECU - 10/8/22)
Interceptions 2 (Houston - 10/8/20)

#41 Kriston Esnard

Field Goals Made 1 (3x MR - USM - 9/24/22)
Longest Field Goal 30 (at Kansas State - 9/17/22)

#43 Valentino Ambrosio

Field Goals Made 2 (2x MR - at Cincinnati - 11/25/22)
Longest Field Goal 47 (at Cincinnati - 11/25/22)

#45 Corey Platt

Total Tackles 4 (2x MR - vs SMU - 11/17/22)
Total Sacks 1 (Alcorn State - 9/10/22)
Tackles for Loss 1 (2x MR - USM - 9/24/22)
Interceptions 1 (UMass - 9/3/22)

#48 Keith Cooper

Total Tackles 5 (2x MR - vs UCF - 12/3/22)
Total Sacks 2 (Morgan State - 9/11/21)
Tackles for Loss 2 (Morgan State - 9/11/21)

#55 Noah Taliencich

Total Tackles 4 (at Kansas State - 9/17/22)
Total Sacks 0.5 (Alcorn State - 9/10/22)

Tackles for Loss 0.5 (Alcorn State - 9/10/22)

#80 Tyrick James

Rushing Touchdown Receptions 1 (at UCF - 10/24/20)
Receiving Yards 6 (at Oklahoma - 9/4/21)
Receiving Touchdowns 93 (at Oklahoma - 9/4/21)
Longest Reception 1 (12x MR - ECU - 10/8/22)
45 (at Navy - 10/26/19)

#83 Bryce Bohanon

Receptions 2 (ECU - 10/8/22)
Receiving Yards 45 (ECU - 10/8/22)
Receiving Touchdowns -
Longest Reception 24 (ECU - 10/8/22)

#84 Will Wallace

Receptions 4 (UAB - 9/25/21)
Receiving Yards 54 (Houston - 10/7/21)
Receiving Touchdowns 1 (4x MR - Houston - 10/7/21)
Longest Reception 31 (USF - 11/20/21)

#87 Alex Bauman

Receptions 4 (USM - 9/24/22)
Receiving Yards 57 (USM - 9/24/22)
Longest Reception 20 (USM - 9/24/22)

#90 Devean Deal

Total Tackles 10 (vs UCF - 11/12/22)
Total Sacks 1 (Morgan State - 9/11/21)
Tackles for Loss 1 (4x MR - ECU - 10/8/22)

#91 Tylo Phillips

Total Tackles 4 (3x MR SMU - 11/17/22)
Tackles for Loss 1 (3x MR - USF - 10/15/22)

#93 Elijah Champaigne

Total Tackles 2 (at Houston - 9/30/22)

#94 Eric Hicks Jr.

Total Tackles 5 (2x MR - at East Carolina - 10/2/21)
Total Sacks 1 (USF - 11/20/21)
Tackles for Loss 2 (at East Carolina - 11/7/20)

#95 Adonis Friloux

Total Tackles 6 (2x MR - Tulsa - 11/13/21)
Total Sacks 1 (3x MR - Tulsa - 11/13/21)
Tackles for Loss 1.5 (Temple - 10/31/20)

#96 Casey Glover

Punts 7 (at Kansas State - 9/17/22)
Punting Average 48.3 (at Houston - 9/30/22)
Longest Punt 65 (ECU - 10/8/22)
Punts Inside the 20 3 (Memphis - 10/22/22)

#99 Alfred Thomas

Total Tackles 3 (at Houston - 10/8/20)
Total Sacks 1 (Morgan State - 9/11/21)
Tackles for Loss 1 (Morgan State - 9/11/21)

(MR = Most Recent)

2022 Tulane Numerical Roster

0	Shaadie Clayton-Johnson	RB	6-1	205	RS FR	New Orleans, LA/Warren Easton
0	Patrick Jenkins	DL	6-2	286	SO	New Orleans, LA/John Ehret
1	Nick Anderson	LB	5-11	230	SR	Vicksburg, MS/Jones County JC
2	Duece Watts	WR	6-2	200	SR	Richton, MS/Petal
2	Dorian Williams	LB	6-2	230	SR	Indian Land, SC/Indian Land
3	Angelo Anderson	DL	6-3	255	SO	New Orleans, LA/John Curtis Christian
3	Phat Watts	WR	6-0	195	SR	Richton, MS/Petal
4	Jha'Quan Jackson	WR	5-10	185	JR	Luling, LA/Hahnville
6	Darius Hodges	DL	6-2	280	RS SO	Montgomery, AL/Park Crossing
6	Lawrence Keys III	WR	5-11	170	RS JR	New Orleans, LA/McDonogh 35
7	Michael Pratt	QB	6-3	220	JR	Boca Raton, FL/Deerfield Beach
7	Lance Robinson	DB	5-11	180	RS JR	New Orleans, LA/De La Salle
8	Iverson Celestine	RB	5-10	200	RS FR	Mandeville, LA/Fontainebleau
8	Carlos Hatcher	DL	6-3	260	RS SO	Carrollton, TX/Hebron
9	Carson Haggard	QB	6-0	180	FR	Miami, FL/Gulliver Prep
10	Shae Wyatt	WR	6-1	190	RS SR	Omaha, NE/Millard West
11	Jarius Monroe	DB	6-1	205	JR	LaPlace, LA/Nicholls
12	DJ Douglas	DB	6-0	205	RS SO	Montgomery, AL/Thompson
12	Kai Horton	QB	6-4	210	RS FR	Carthage, TX/Carthage
13	Justin Ibieta	QB	6-5	225	RS FR	Metairie, LA/Metairie Park Country Day
13	Cadien Robinson	DB	6-1	175	FR	Rockwall, TX/Rockwall
15	T.J. Huggins	DB	6-3	185	RS FR	Miami, FL/Killian
16	Levi Williams	RB	5-10	175	RS SO	Valrico, FL/Bloomingtondale
17	Chris Brazzell II	WR	6-4	185	FR	Midland, TX/Midland Legacy
19	Kiland Harrison	DB	6-0	180	RS SO	Raymond, MS/St. Joseph Catholic
19	Garrett Mmahat	QB	6-0	185	FR	New Orleans, LA/Brother Martin
20	Cameron Carroll	RB	6-0	225	SR	Flowood, MS/Northwest Rankin
20	Matthew Remondet	DL	6-3	225	RS FR	Lafayette, LA/Ascension Episcopal
21	Makhi Hughes	RB	5-11	205	FR	Birmingham, AL/Huffman
22	Gabe Liu	DB	5-10	174	RS FR	Oakland, CA/Williston Northampton
22	Tyjae Spears	RB	5-11	195	JR	Ponchatoula, LA/Ponchatoula
23	Lummie Young IV	S	6-1	200	RS SR	Anderson, SC/Duke
24	Lucas Desjardins	WR	6-3	214	RS FR	Houston, TX/The Loomis Chaffe School
24	Tyrek Presley	DB	6-2	195	RS SO	Riverdale, GA/Charles Drew
25	Rayshawn Pleasant	DB	6-0	180	FR	West Monroe, LA/West Monroe
26	Shi'Keem Laister	S	6-2	200	SO	Clanton, AL/Chilton County
27	Austin Sybrandt	LB	6-3	220	RS FR	Baton Rouge, LA/Episcopal
28	Jadon Canady	DB	5-11	180	SO	Jacksonville, FL/Sandalwood
29	Allen Stewart	S	5-9	179	RS FR	Baton Rouge, LA/Episcopal
29	Kentrell Webb	DB	5-11	185	FR	Katy, TX/Paetow
30	Jonathan Mestmayer II	S	6-0	193	RS SO	Baton Rouge, LA/Catholic
31	Larry Brooks	S	6-1	200	SR	Fort Worth, TX/Kennedale
32	Bailey Despanie	S	6-1	190	RS FR	Lafayette, LA/Carencro
33	Rodrek Williams II	DB	5-9	168	RS FR	New Orleans, LA/De La Salle
34	Jean-Jacques Hunter	S	6-1	178	RS FR	Lafayette, LA/St. Thomas More
35	Jesus Machado	LB	6-0	220	SO	Miami, FL/Champagnat Catholic
36	Mandel Eugene Jr.	LB	6-1	215	RS FR	La Place, LA/St. Charles Catholic
37	Macon Clark	S	6-1	205	SR	St. Rose, LA/Destrehan
38	Josh Coltrin	RB	6-2	222	RS SO	Houston, TX/Manvel
39	Trevor Evans	WR	5-10	173	RS FR	Baton Rouge, LA/University Laboratory
39	Brandon Kim	DB	5-10	180	RS FR	Lawrenceville, NJ/Lawrenceville
40	George Arata	RB	6-0	189	FR	Bogalusa, LA/Pope John Paul II
40	Taylor Love	LB	6-0	220	FR	Opelika, AL/Opelika
41	Kriston Esnard	K	5-10	182	RS FR	Decatur, GA/Decatur
41	Michael Lavergne	WR	5-10	152	RS FR	Lake Charles, LA/St. Louis Catholic
42	Lucas Barisas	RB	5-9	185	RS FR	Arlington Heights, IL/Saint Viator
43	Valentino Ambrosio	K	5-9	160	RS JR	Cranford, NJ/Rutgers
43	Rishi Rattan	DB	5-9	172	RS FR	Shawnee, KS/Bishop Miege
44	Michael Lunz	DL	6-2	225	RS FR	Radcliff, KY/North Hardin
44	Charles Schibler	RB	5-11	201	RS FR	Gretna, LA/Jesuit
45	Corey Platt Jr.	LB	6-1	210	RS FR	Little Rock, AR/Little Rock Christian Aca.

46	Chadwick Bailey	DB	5-11	188	RS FR	Los Angeles, CA/Loyola
46	Tate Jernigan	RB	5-6	175	RS SO	Houston, TX/Trinity
47	Aidan McCahill	LB	6-0	214	RS FR	East Grand Rapids, MI/East Grand Rapids
48	Keith Cooper Jr.	DL	6-5	275	SO	Dickinson, TX/Dickinson
48	Jonathan Kahn	TE	6-3	235	RS FR	Park Ridge, IL/Notre Dame College Prep
49	Armoni Dixon	DL	6-3	241	RS SO	Chicago, IL/Loyola
50	Jackson Schmelter	LS	6-2	189	RS FR	Wilmette, IL/New Trier
51	James Laprocido	DL	6-1	230	RS FR	Plano, TX/Plano West
52	Sincere Haynesworth	OL	6-1	300	SR	Pearland, TX/Pearland
52	Adam Uppuluri	LB	6-1	203	RS FR	Washington, DC/Gonzaga Prep
53	Isaiah Boyd	DL	6-3	269	FR	Haverford, PA/Haverford
53	Bobby Noel	K	5-8	158	RS FR	Gulf Shores, AL/Gulf Shores
54	Kanan Ray	OL	6-4	305	RS JR	Chatsworth, CA/Colorado
55	Noah Taliancich	DL	6-3	275	SO	Destrehan, LA/Destrehan
56	Shadre Hurst	OL	6-2	290	FR	Cartersville, GA/Cartersville
57	Ethan Hudak	LS	6-0	233	RS SO	Phoenix, AZ/Mountain Ridge
58	Caleb Thomas	OL	6-3	300	RS SO	Orcutt, CA/Righetti
59	Jack Collins	LB	5-11	216	RS FR	Cicero, NY/Cicero North-Syracuse
60	Ethan Marcus	OL	6-1	300	RS FR	East Rockaway, NY/Lynbrook
61	Hutson Lillibridge	OL	6-4	304	RS FR	St. Louis, MO/Desmet
62	Brice Busch	P	6-1	165	FR	Seminole, FL/Clearwater Central Catholic
65	Sully Burns	OL	6-7	300	FR	Plano, TX/Plano
66	Nik Hogan	OL	6-4	285	RS JR	Brandon, MS/Northwest Rankin
67	Graham Dable	K	6-1	211	RS SO	Winnetka, IL/New Trier
68	Josh Remetich	OL	6-4	295	SO	New Orleans, LA/Holy Cross
69	Rashad Green	OL	6-4	300	SO	Baton Rouge, LA/University Lab
70	Kameron Hamilton	DL	6-4	280	FR	Zachary, LA/Zachary
71	Matt Lombardi	OL	6-7	295	RS FR	Philadelphia, PA/Saint Joseph's Prep
72	Trey Tuggle	OL	6-6	315	RS FR	Mize, MS/Mize Attendance Center
74	Jackson Fort	OL	6-4	305	RS SO	The Woodlands, TX/College Park
75	Joseph Solomon	OL	6-5	276	RS FR	Indianapolis, IN/Bishop
76	Prince Pines	OL	6-5	345	RS JR	Baton Rouge, LA/Sam Houston
77	Keanon McNally	OL	6-9	315	FR	Kearney, MO/Kearney
79	Joey Claybrook	OL	6-7	300	RS SR	Starkville, MS/Starkville
80	Tyrick James	TE	6-2	235	SR	Waco, TX/China Spring
81	Luke Besh	WR	6-1	191	RS FR	New Orleans, LA/Jesuit
81	Lucas Dunker, Jr.	K	6-0	221	SO	Frederick, CO/Washington State
82	Reed Rutkowski	WR	6-0	177	RS FR	Park Ridge, IL/Loyola Academy
83	Bryce Bohanon	WR	5-9	180	RS FR	Conway, AR/Conway
84	Will Wallace	TE	6-4	250	RS SR	Natchez, MS/Cathedral
85	Jalen Rogers	WR	5-10	160	FR	Fort Lauderdale, FL/St. Thomas Aquinas
86	Andrew Wilks	TE	6-2	228	RS FR	Charlotte, NC/Charlotte Country Day
87	Alex Bauman	TE	6-5	240	FR	Red Bank, NJ/Red Bank Catholic
88	Blake Gunter	TE	6-3	235	FR	Madison, MS/Madison Central
89	Reggie Brown	TE	6-2	240	SO	Houston, TX/Legacy School of Sp. Sc.
90	Devean Deal	DL	6-4	250	RS FR	El Paso, TX/Naaman Forest
91	Tylo Phillips	DL	6-3	280	SR	Collinsville, MS/Lamar
92	Ethan Greenberg	P	6-0	190	FR	Grady, GA/Palmetto Prep Academy
92	Gerrod Henderson	DL	6-2	275	FR	Spring, TX/Spring
93	Elijah Champaigne	DL	6-2	280	RS FR	Tomball, TX/Tomball Memorial
94	Eric Hicks Jr.	DL	6-3	290	RS SO	Savannah, TX/Benedictine Military
95	Adonis Friloux	DL	6-1	310	SO	Hahnville, LA/Hahnville
96	Casey Glover	P	6-5	205	RS JR	Jericho, NY/Friends Academy
97	Maxie Baudoin IV	DL	6-4	313	FR	Youngsville, LA/Ascension Episcopal
98	Parker Petersen	DL	6-4	274	RS FR	Nashville, TN/Father Ryan
99	Alfred Thomas	DL	6-3	300	SR	Montgomery, AL/Sidney Lanier



**2022-23 Tulane Football
Results and Comparison
All games**

	Date	Opponent		Score	Overall	Conf	Time	Attend
	09/03/2022	Massachusetts	W	42-10	1-0	0-0	3:21	15101
	09/10/2022	Alcorn	W	52-0	2-0	0-0	3:08	14501
	09/17/2022	at Kansas St.	W	17-10	3-0	0-0	3:17	50887
	09/24/2022	Southern Miss.	L	24-27	3-1	0-0	3:16	20422
*	09/30/2022	at Houston	Wot1	27-24	4-1	1-0	3:15	24319
*	10/08/2022	East Carolina	W	24-9	5-1	2-0	3:16	14193
*	10/15/2022	at South Fla.	W	45-31	6-1	3-0	2:21	31053
*	10/22/2022	Memphis	W	38-28	7-1	4-0	3:26	30100
*	11/05/2022	at Tulsa	W	27-13	8-1	5-0	2:57	15122
*	11/12/2022	UCF	L	31-38	8-2	5-1	3:46	27317
*	11/17/2022	SMU	W	59-24	9-2	6-1	3:44	20894
*	11/25/2022	at Cincinnati	W	27-24	10-2	7-1	3:27	37989
	12/03/2022	UCF	W	45-28	11-2	7-1	3:47	30118

Opponent	Score	First Downs				Rushing Number-Yards	Passing		Total Offense Plays-Yards	Return Yards	Turn- Overs
		Total	Rush	Pass	Pen		Comp-Att.-Int	Yards			
Massachusetts	42-10	20 / 14	9 / 13	7 / 1	4 / 0	39-196 / 58-200	13-22-0 / 4-11-3	173 / 17	61-369 / 69-217	116 / 64	1 / 3
Alcorn	52-0	31 / 4	12 / 2	16 / 2	3 / 0	44-159 / 32-60	25-31-0 / 5-14-1	399 / 49	75-558 / 46-109	40 / 0	2 / 1
Kansas St.	17-10	18 / 15	9 / 8	8 / 7	1 / 0	40-160 / 42-186	13-26-2 / 21-31-0	176 / 150	66-336 / 73-336	40 / 72	2 / 0
Southern Miss.	24-27	26 / 13	14 / 5	10 / 8	2 / 0	47-204 / 27-59	19-29-1 / 17-25-0	247 / 194	76-451 / 52-253	39 / 57	1 / 0
Houston	27-24	14 / 22	4 / 9	9 / 12	1 / 1	28-84 / 48-175	16-26-0 / 22-33-0	189 / 208	54-273 / 81-383	111 / 22	1 / 1
East Carolina	24-9	22 / 24	5 / 9	16 / 13	1 / 2	32-41 / 23-131	28-35-0 / 32-52-2	350 / 288	67-391 / 75-419	57 / 68	0 / 2
South Fla.	45-31	30 / 14	14 / 5	15 / 9	1 / 0	51-235 / 28-118	23-36-0 / 14-23-0	329 / 259	87-564 / 51-377	40 / 11	1 / 2
Memphis	38-28	19 / 23	9 / 11	10 / 11	0 / 1	41-186 / 33-103	20-29-0 / 26-41-2	158 / 312	70-344 / 74-415	131 / 50	0 / 4
Tulsa	27-13	24 / 16	18 / 9	6 / 6	0 / 1	53-357 / 34-111	11-19-1 / 13-25-0	125 / 146	72-482 / 59-257	71 / 39	1 / 0
UCF	31-38	21 / 28	7 / 14	11 / 9	3 / 5	27-155 / 54-336	23-39-0 / 17-30-0	236 / 132	66-391 / 84-468	53 / 28	2 / 0
SMU	59-24	20 / 31	15 / 11	4 / 18	1 / 2	42-310 / 44-141	9-14-0 / 35-52-2	140 / 329	56-450 / 96-470	128 / 47	1 / 5
Cincinnati	27-24	22 / 19	15 / 12	5 / 7	2 / 0	48-221 / 43-235	13-22-0 / 10-26-1	162 / 102	70-383 / 69-337	55 / 32	0 / 1
UCF	45-28	20 / 23	6 / 10	14 / 13	0 / 0	31-254 / 48-145	20-33-1 / 24-48-0	394 / 265	64-648 / 96-410	71 / 96	3 / 1
Totals	458-266	287 / 246	137 / 118	131 / 116	19 / 12	523-2562 / 514-2000	233-361-5 / 240-411-11	3078 / 2451	884-5640 / 925-4451	952 / 586	15 / 20



2022-23 Tulane Football
Overall Team Statistics
All games

Team Statistics

	TULANE	OPP
Scoring	458	266
Points per game	35.2	20.5
Points Off Turnovers	80	38
First Downs	287	246
Rushing	137	118
Passing	131	116
Penalty	19	12
Rushing Yardage	2562	2000
Yards gained rushing	2791	2220
Yards lost rushing	229	220
Rushing attempts	523	514
Average per rush	4.9	3.9
Average per game	197.1	153.8
TDs Rushing	30	14
Passing Yardage	3078	2451
Comp-Att-Int	233-361-5	240-411-11
Average per pass	8.5	6.0
Average per catch	13.2	10.2
Average per game	236.8	188.5
TDs Passing	28	18
Total offense	5640	4451
Total plays	884	925
Average per play	6.4	4.8
Average per game	433.8	342.4
Kick returns: #-Yards	27-608	23-427
Punt returns: #-Yards	23-227	7-8
Int returns: #-Yards	11-53	5-129
Kick return average	22.5	18.6
Punt return average	9.9	1.1
Int return average	4.8	25.8
Fumbles-Lost	16-10	14-9
Penalties-Yards	52-450	69-572
Average per game	34.6	44.0
Punts-Yards	45-1826	66-2704
Average per punt	40.6	41.0
Net punt average	37.5	37.8
Kickoffs-Yards	83-5157	54-3186
Average per kick	62.1	59.0
Net kick average	40.4	36.2
Time of possession / game	30:23	29:34
3rd-down conversion	63/164	72/207
3rd-down pct	38%	35%
4rd-down conversion	14/25	23/42



2022-23 Tulane Football
Overall Team Statistics
All games

	TULANE	OPP
4rd-down pct	56%	55%
Sacks by-Yards	24-152	25-129
Misc Yards	0	0
Touchdowns scored	60	33
Field goals - attempts	13-17	12-17
On-Side kicks	0-0	0-0
Red-zone scores	(54-63) 86%	(30-36) 83%
Red-zone touchdowns	(43-63) 68%	(20-36) 56%
PAT-attempts	(59-59) 100%	(32-33) 97%
2-point conversion-attempts	(0-0) 0%	(0-0) 0%
Attendance	172646	159370
Games / Avg per game	8/21581	5/31874
Neutral site games	-	0/0

Score by Periods

Team	1st	2nd	3rd	4th	OT	TOT
Tulane	113	125	111	103	6	458
Opponents	30	88	62	83	3	266



2022-23 Tulane Football
Red-Zone Results
All games

Tulane Inside Opponent Red-Zone

Date	Opponent	Score	Times In RZ	Times Scored	Total		Rush TDs	Pass TDs	FGs Made	Failed to score inside RZ					
					Pts	TDs				FGA	Down	Int	Fumb	Half	Game
09/03/2022	Massachusetts	W 42-10	6	5	35	5	4	1	0	0	0	0	1	0	0
09/10/2022	Alcorn	W 52-0	9	7	45	6	4	2	1	1	0	0	1	0	1
09/17/2022	at Kansas St.	W 17-10	3	3	17	2	1	1	1	1	0	0	0	0	0
09/24/2022	Southern Miss.	L 24-27	3	2	10	1	1	0	1	2	0	0	0	0	0
09/30/2022	at Houston	W 27-24	4	3	20	3	0	3	0	1	0	0	0	0	0
10/08/2022	East Carolina	W 24-9	2	2	14	2	1	1	0	0	0	0	0	0	0
10/15/2022	at South Fla.	W 45-31	8	6	38	5	3	2	1	1	1	0	0	0	1
10/22/2022	Memphis	W 38-28	5	5	31	4	3	1	1	1	0	0	0	0	0
11/05/2022	at Tulsa	W 27-13	4	4	20	2	0	2	2	2	0	0	0	0	0
11/12/2022	UCF	L 31-38	5	5	31	4	1	3	1	1	0	0	0	0	0
11/17/2022	SMU	W 59-24	6	6	38	5	4	1	1	1	0	0	0	0	0
11/25/2022	at Cincinnati	W 27-24	4	3	17	2	2	0	1	1	0	0	0	0	1
12/03/2022	UCF	W 45-28	4	3	17	2	1	1	1	1	0	0	1	0	0
Totals 54 of 63 (85.7%)			63	54	333	43	25	18	11	13	1	0	3	0	3

Opponents Inside Tulane Red-Zone

Date	Opponent	Score	Times In RZ	Times Scored	Total		Rush TDs	Pass TDs	FGs Made	Failed to score inside RZ					
					Pts	TDs				FGA	Down	Int	Fumb	Half	Game
09/03/2022	Massachusetts	W 42-10	2	2	10	1	1	0	1	1	0	0	0	0	0
09/10/2022	Alcorn	W 52-0	0	0	0	0	0	0	0	0	0	0	0	0	0
09/17/2022	Kansas St.	W 17-10	1	1	3	0	0	0	1	1	0	0	0	0	0
09/24/2022	Southern Miss.	L 24-27	2	2	6	0	0	0	2	2	0	0	0	0	0
09/30/2022	Houston	W 27-24	5	4	24	3	1	2	1	2	0	0	0	0	0
10/08/2022	East Carolina	W 24-9	2	1	3	0	0	0	1	1	1	0	0	0	0
10/15/2022	South Fla.	W 45-31	3	3	17	2	0	2	1	1	0	0	0	0	0
10/22/2022	Memphis	W 38-28	3	2	14	2	1	1	0	0	0	1	0	0	0
11/05/2022	Tulsa	W 27-13	0	0	0	0	0	0	0	0	0	0	0	0	0
11/12/2022	UCF	L 31-38	6	5	31	4	3	1	1	1	1	0	0	0	0
11/17/2022	SMU	W 59-24	5	4	24	3	1	2	1	1	1	0	0	0	0
11/25/2022	Cincinnati	W 27-24	3	3	17	2	2	0	1	1	0	0	0	0	0
12/03/2022	UCF	W 45-28	4	3	21	3	2	1	0	0	1	0	0	0	0
Totals 30 of 36 (83.3%)			36	30	170	20	11	9	10	11	4	1	0	0	0



**2022-23 Tulane Football
Individual Statistics
All games**

Rushing

Player	gp	att	gain	loss	net	avg	td	lg	avg/g
Tyjae Spears	13	212	1398	22	1376	6.5	15	75	105.8
Michael Pratt	12	114	521	126	395	3.5	10	26	32.9
Shaadie Clayton-Johnson	11	56	328	14	314	5.6	2	33	28.5
Iverson Celestine	11	77	317	11	306	4.0	0	29	27.8
Dea Dea McDougle	10	7	44	1	43	6.1	1	16	4.3
Lawrence Keys III	12	5	43	0	43	8.6	1	15	3.6
Lucas Barisas	2	8	41	0	41	5.1	0	13	20.5
Josh Coltrin	5	5	19	1	18	3.6	0	12	3.6
Justin Ibieta	4	3	15	0	15	5.0	1	9	3.8
George Arata	1	3	12	0	12	4.0	0	6	12.0
Tate Jernigan	1	4	11	2	9	2.3	0	7	9.0
Jha'Quan Jackson	13	1	8	0	8	8.0	0	8	0.6
Charles Schibler	1	2	6	0	6	3.0	0	5	6.0
Phat Watts	2	1	5	0	5	5.0	0	5	2.5
Tyrick James	13	1	3	0	3	3.0	0	3	0.2
Nick Anderson	13	1	3	0	3	3.0	0	3	0.2
Cameron Carroll	1	3	3	0	3	1.0	0	2	3.0
Duece Watts	13	1	1	0	1	1.0	0	1	0.1
Kai Horton	4	6	12	32	-20	-3.3	0	6	-5.0
Team	13	13	1	20	-19	-1.5	0	0	-1.5
Total	13	523	2791	229	2562	4.9	30	75	197.1
Opponents	13	514	2220	220	2000	3.9	14	67	153.8

Passing

Player	gp	effic	comp-att-int	pct	yds	td	lg	avg/g
Michael Pratt	12	159.7	207-321-5	64.5	2775	25	73	231.3
Kai Horton	4	159.8	13-23-0	56.5	165	3	33	41.3
Justin Ibieta	4	153.7	13-16-0	81.3	138	0	20	34.5
Team	13	0.0	0-1-0	0.0	0	0	0	0.0
Total	13	159.0	233-361-5	64.5	3078	28	73	236.8
Opponents	13	117.6	240-411-11	58.4	2451	18	73	188.5

Receiving

Player	gp	no.	yds	avg	td	lg	avg/g
Shae Wyatt	13	35	692	19.8	7	72	53.2
Jha'Quan Jackson	13	32	467	14.6	2	46	35.9
Duece Watts	13	31	574	18.5	8	73	44.2
Lawrence Keys III	12	30	296	9.9	2	43	24.7
Tyrick James	13	25	284	11.4	4	29	21.8
Dea Dea McDougle	10	23	236	10.3	1	38	23.6
Tyjae Spears	13	21	242	11.5	2	30	18.6
Shaadie Clayton-Johnson	11	7	29	4.1	0	16	2.6
Alex Bauman	11	5	66	13.2	0	20	6.0
Bryce Bohanon	10	4	65	16.3	0	24	6.5
Will Wallace	11	4	22	5.5	0	15	2.0
Iverson Celestine	11	4	26	6.5	0	10	2.4
Reggie Brown	11	3	12	4.0	1	5	1.1
Trevor Evans	2	2	20	10.0	0	14	10.0
Luke Besh	8	2	18	9.0	0	13	2.3
Michael Lavergne	1	1	9	9.0	0	9	9.0
Kai Horton	4	1	-4	-4.0	0	0	-1.0
Phat Watts	2	1	5	5.0	0	5	2.5
Chris Brazzell II	2	1	11	11.0	0	11	5.5
Lucas Desjardins	1	1	8	8.0	0	8	8.0
Total	13	233	3078	13.2	28	73	236.8
Opponents	13	240	2451	10.2	18	73	188.5

Punt Returns

Player	no.	yds	avg	td	lg
Jha'Quan Jackson	21	213	10.1	1	90
Lawrence Keys III	1	14	14.0	0	14
Kiland Harrison	1	0	0.0	0	0
Total	23	227	9.9	1	90
Opponents	7	8	1.1	0	10

Interceptions

Player	no.	yds	avg	td	lg
Larry Brooks	2	7	3.5	0	7
Macon Clark	2	6	3.0	0	6
Dorian Williams	2	13	6.5	0	13
Jarius Monroe	2	22	11.0	0	22
DJ Douglas	1	0	0.0	0	0
Corey Platt Jr.	1	-1	-1.0	0	0
Lummie Young IV	1	6	6.0	0	6
Total	11	53	4.8	0	22
Opponents	5	129	25.8	1	49

Kick Returns

Player	no.	yds	avg	td	lg
Lawrence Keys III	17	478	28.1	0	63
Jha'Quan Jackson	5	111	22.2	0	40
Keith Cooper Jr.	4	14	3.5	0	7
Austin Sybrandt	1	5	5.0	0	5
Total	27	608	22.5	0	63
Opponents	23	427	18.6	0	35

Fumble Returns

Player	no.	yds	avg	td	lg
Jadon Canady	2	57	28.5	1	57
Macon Clark	1	7	7.0	0	7
Ethan Hudak	1	0	0.0	0	0
Jha'Quan Jackson	1	0	0.0	0	0
Corey Platt Jr.	1	0	0.0	0	0
Patrick Jenkins	1	0	0.0	0	0
Lawrence Keys III	1	0	0.0	0	0
Tylo Phillips	1	0	0.0	0	0
Total	9	64	7.1	1	57
Opponents	10	22	2.2	0	20



**2022-23 Tulane Football
Individual Statistics
All games**

Scoring

Player	td	fg	PAT						pts
			kick	rush	rcv	pass	dxp	saf	
Tyjae Spears	17	-	-	-	-	-	-	-	102
Valentino Ambrosio	-	10-11	38-38	-	-	-	-	-	68
Michael Pratt	11	-	-	-	-	-	-	-	66
Duece Watts	8	-	-	-	-	-	-	-	48
Shae Wyatt	7	-	-	-	-	-	-	-	42
Kriston Esnard	-	3-6	20-20	-	-	-	-	-	29
Tyrick James	4	-	-	-	-	-	-	-	24
Jha'Quan Jackson	3	-	-	-	-	-	-	-	18
Lawrence Keys III	3	-	-	-	-	-	-	-	18
Shaadie Clayton-Johnson	2	-	-	-	-	-	-	-	12
Dea Dea McDougle	2	-	-	-	-	-	-	-	12
Reggie Brown	1	-	-	-	-	-	-	-	6
Justin Ibieta	1	-	-	-	-	-	-	-	6
Jadon Canady	1	-	-	-	-	-	-	-	6
Graham Dable	-	-	1-1	-	-	-	-	-	1
Total	60	13-17	59-59	0	0	0	0	0	458
Opponents	33	12-17	32-33	0	0	0	0	0	266

Total Offense

Player	g	plays	rush	pass	total	avg/g
Michael Pratt	12	435	395	2775	3170	264.2
Tyjae Spears	13	212	1376	0	1376	105.8
Shaadie Clayton-Johnson	11	56	314	0	314	28.5
Iverson Celestine	11	77	306	0	306	27.8
Justin Ibieta	4	19	15	138	153	38.3
Kai Horton	4	29	-20	165	145	36.3
Dea Dea McDougle	10	7	43	0	43	4.3
Lawrence Keys III	12	5	43	0	43	3.6
Lucas Barisas	2	8	41	0	41	20.5
Josh Coltrin	5	5	18	0	18	3.6
George Arata	1	3	12	0	12	12.0
Tate Jernigan	1	4	9	0	9	9.0
Jha'Quan Jackson	13	1	8	0	8	0.6
Charles Schibler	1	2	6	0	6	6.0
Phat Watts	2	1	5	0	5	2.5
Tyrick James	13	1	3	0	3	0.2
Nick Anderson	13	1	3	0	3	0.2
Cameron Carroll	1	3	3	0	3	3.0
Duece Watts	13	1	1	0	1	0.1
Team	13	0	-19	0	-19	-1.5
Total	13	884	2562	3078	5640	433.8
Opponents	13	925	2000	2451	4451	342.4

Field Goals

Player	fg	pct.	01-19	20-29	30-39	40-49	50-99	lg	blk
Valentino Ambrosio	10-11	90.9	0-0	5-5	3-4	2-2	0-0	47	0
Kriston Esnard	3-6	50.0	0-0	2-3	1-2	0-1	0-0	30	2
Opponents	12-17	70.6	1-1	6-6	3-3	2-6	0-1	46	3

FG Sequence

Team Name	Tulane	Opponents
Alcorn	(26)	43
Kansas St.	(30)	(22)
Southern Miss.	(28),47,37	(36),(26)
Houston	21	54,47,(36)
East Carolina	(42)	(27),46
Memphis	(25)	
Tulsa	(20),(33)	(46),(40)
UCF	,(23)	(25)
SMU	(33)	49,(30)
Cincinnati	(34),(47)	(28)
South Fla.	(20),31	(16)
UCF	(27)	
Massachusetts		(21)

Numbers in (parentheses) indicate field goal was made

Punting

Player	no.	yds	avg	lg	tb	fc	i20	50+	blk
Casey Glover	43	1793	41.7	65	7	20	18	9	0
Kriston Esnard	1	33	33.0	33	0	0	0	0	0
Team	1	0	0.0	0	0	0	0	0	1
Total	45	1826	40.6	65	7	20	18	9	1
Opponents	66	2704	41.0	74	2	24	22	12	0

Kickoffs

Player	no.	yds	avg	tb	ob	retn	net	ydln
Casey Glover	81	5027	62.1	44	1			
Lucas Dunker, Jr.	2	130	65.0	2	0			
Total	83	5157	62.1	46	1	25	40.4	24
Opponents	54	3186	59.0	23	2	28	36.2	28



2022-23 Tulane Football
Individual Statistics
All games

All Purpose

Player	g	rush	rcv	pr	kr	ir	total	avg/g
Tyjae Spears	13	1376	242	0	0	0	1618	124.5
Lawrence Keys III	12	43	296	14	478	0	831	69.3
Jha'Quan Jackson	13	8	467	213	111	0	799	61.5
Shae Wyatt	13	0	692	0	0	0	692	53.2
Duece Watts	13	1	574	0	0	0	575	44.2
Michael Pratt	12	395	0	0	0	0	395	32.9
Shaadie Clayton-Johnson	11	314	29	0	0	0	343	31.2
Iverson Celestine	11	306	26	0	0	0	332	30.2
Tyrick James	13	3	284	0	0	0	287	22.1
Dea Dea McDougle	10	43	236	0	0	0	279	27.9
Alex Bauman	11	0	66	0	0	0	66	6.0
Bryce Bohanon	10	0	65	0	0	0	65	6.5
Lucas Barisas	2	41	0	0	0	0	41	20.5
Jarius Monroe	13	0	0	0	0	22	22	1.7
Will Wallace	11	0	22	0	0	0	22	2.0
Trevor Evans	2	0	20	0	0	0	20	10.0
Josh Coltrin	5	18	0	0	0	0	18	3.6
Luke Besh	8	0	18	0	0	0	18	2.3
Justin Ibieta	4	15	0	0	0	0	15	3.8
Keith Cooper Jr.	12	0	0	0	14	0	14	1.2
Dorian Williams	13	0	0	0	0	13	13	1.0
George Arata	1	12	0	0	0	0	12	12.0
Reggie Brown	11	0	12	0	0	0	12	1.1
Chris Brazzell II	2	0	11	0	0	0	11	5.5
Phat Watts	2	5	5	0	0	0	10	5.0
Tate Jernigan	1	9	0	0	0	0	9	9.0
Michael Lavergne	1	0	9	0	0	0	9	9.0
Lucas Desjardins	1	0	8	0	0	0	8	8.0
Larry Brooks	13	0	0	0	0	7	7	0.5
Charles Schibler	1	6	0	0	0	0	6	6.0
Macon Clark	13	0	0	0	0	6	6	0.5
Lummie Young IV	13	0	0	0	0	6	6	0.5
Austin Sybrandt	5	0	0	0	5	0	5	1.0
Nick Anderson	13	3	0	0	0	0	3	0.2
Cameron Carroll	1	3	0	0	0	0	3	3.0
Corey Platt Jr.	12	0	0	0	0	-1	-1	-0.1
Kai Horton	4	-20	-4	0	0	0	-24	-6.0
Team	13	-19	0	0	0	0	-19	-1.5
Total	13	2562	3078	227	608	53	6528	502.2
Opponents	13	2000	2451	8	427	129	5015	385.8



2022-23 Tulane Football
Overall Defense Statistics
All games

Team Defense

##	Player	gp	Tackles				Sacks	Pass defense			Fumbles		blkd	
			ua	a	tot	tfl/yds		no-yds	int-yds	brup	qbh	fr-yds	ff	kick
2	Dorian Williams	13	72	43	115	8.5-32	5-26	2-13	7	4	.	2	.	.
1	Nick Anderson	13	59	49	108	6-23	2-15	.	4	3	.	2	1	.
31	Larry Brooks	13	59	24	83	1-1	.	2-7	2	.	.	2	.	.
37	Macon Clark	13	51	12	63	8-19	.	2-6	4	1	1-7	2	.	.
23	Lummie Young IV	13	28	14	42	.	.	1-6	3
11	Jarius Monroe	13	29	13	42	.	.	2-22	7	1
35	Jesus Machado	13	23	16	39	1-1	.	.	1	1
6	Darius Hodges	13	24	11	35	7-39	5-35	.	.	6	.	1	.	.
0	Patrick Jenkins	13	20	13	33	7-21	3-15	.	.	4	1-0	.	1	.
90	Devean Deal	12	19	11	30	3.5-4	.	.	2	3
7	Lance Robinson	13	22	6	28	.	.	.	5
94	Eric Hicks Jr.	13	12	13	25	1.5-1
91	Tylo Phillips	13	15	9	24	3-7	.	.	.	3	1-0	1	1	.
45	Corey Platt Jr.	12	21	2	23	2-8	1-7	1--1	.	1	1-0	.	.	.
12	DJ Douglas	13	17	3	20	.	.	1-0	1
28	Jadon Canady	8	16	4	20	1-1	.	.	3	.	2-57	.	.	.
48	Keith Cooper Jr.	12	9	11	20	3.5-28	3.5-28	.	2	1
55	Noah Taliacich	13	7	11	18	0.5-4	0.5-4
3	Angelo Anderson	13	3	14	17	1-5	1-5	.	1	2
70	Kameron Hamilton	11	7	7	14	0.5-4	0.5-4
32	Bailey Despanie	12	9	2	11	1-0	1-0
8	Carlos Hatcher	11	4	4	8	2-8	0.5-5	.	1
93	Elijah Champaigne	12	4	.	4
26	Shi'Keem Laister	13	4	.	4
99	Alfred Thomas	5	4	.	4
44	Michael Lunz	13	3	1	4
29	Kentrell Webb	3	4	.	4
19	Kiland Harrison	12	3	.	3
98	Parker Peterson	3	3	.	3	1-1
49	Armoni Dixon	3	3	.	3	1-8	1-8
46	Chadwick Bailey	1	2	.	2
16	Levi Williams	12	2	.	2
10	Shae Wyatt	13	2	.	2
6	Lawrence Keys III	12	1	.	1	1-0	.	.	.
96	Casey Glover	13	1	.	1
12	Kai Horton	4	1	.	1
4	Jha'Quan Jackson	13	1	.	1	1-0	.	.	.
97	Maxie Baudoin IV	1	1	.	1
7	Michael Pratt	12	1	.	1
30	Jonathan Mestayer II	5	1	.	1
24	Tyrek Presley	12	1	.	1	.	.	.	1



2022-23 Tulane Football
Overall Defense Statistics
All games

##	Player	gp	Tackles				Sacks	Pass defense			Fumbles		blkd	
			ua	a	tot	tfl/yds		no-yds	int-yds	brup	qbh	fr-yds	ff	kick
43	Rishi Rattan	9	1	.	1
82	Reed Rutkowski	2	.	1	1
57	Ethan Hudak	13	1-0	.	.	.
40	Taylor Love	2	1
Totals		13	570	296	866	60-215	24-152	11-53	44	31	9-64	10	3	0
Opponents		13	553	306	859	61-204	25-129	5-129	42	23	10-22	9	3	0



**2022-23 Tulane Football
Games Played
All games**

##	Player	GP-GS	UMass	Alcorn	KState	USM	UH	ECU	USF	Mem	Tulsa	UCF	SMU	UC	UCF
0	Shaadie Clayton-Johnson	11/0	XXX	XXX	XXX	XXX	XXX	...	XXX	XXX	XXX	XXX	XXX	...	XXX
0	Patrick Jenkins	13/13	START	START	START	START	START	START	START	START	START	START	START	START	START
1	Nick Anderson	13/13	START	START	START	START	START	START	START	START	START	START	START	START	START
2	Dorian Williams	13/13	START	START	START	START	START	START	START	START	START	START	START	START	START
2	Duece Watts	13/12	START	START	START	START	START	START	XXX	START	START	START	START	START	START
3	Phat Watts	2/0	XXX	XXX
3	Angelo Anderson	13/8	XXX	START	START	XXX	XXX	START	START	XXX	START	START	START	START	XXX
4	Jha'Quan Jackson	13/8	START	XXX	START	XXX	XXX	START	START	START	START	XXX	XXX	START	START
6	Darius Hodges	13/11	START	START	START	START	START	START	START	START	START	XXX	XXX	START	START
6	Lawrence Keys III	12/1	XXX	XXX	XXX	...	XXX	XXX	START	XXX	XXX	XXX	XXX	XXX	XXX
7	Lance Robinson	13/13	START	START	START	START	START	START	START	START	START	START	START	START	START
7	Michael Pratt	12/12	START	START	START	START	...	START	START	START	START	START	START	START	START
8	Carlos Hatcher	11/0	XXX	XXX	XXX	XXX	XXX	XXX	XXX	XXX	XXX	XXX	XXX
8	Iverson Celestine	11/1	XXX	XXX	XXX	XXX	START	XXX	XXX	...	XXX	XXX	XXX	...	XXX
9	Carson Haggard	1/0	...	XXX
10	Shae Wyatt	13/13	START	START	START	START	START	START	START	START	START	START	START	START	START
11	Jarius Monroe	13/5	XXX	XXX	XXX	XXX	XXX	XXX	XXX	XXX	START	START	START	START	START
12	DJ Douglas	13/0	XXX	XXX	XXX	XXX	XXX	XXX	XXX	XXX	XXX	XXX	XXX	XXX	XXX
12	Kai Horton	4/0	...	XXX	XXX	XXX	XXX
13	Justin Ibieta	4/1	XXX	XXX	XXX	...	START
13	Cadien Robinson	1/0	...	XXX
14	Dea Dea McDougle	10/0	XXX	XXX	XXX	XXX	XXX	XXX	XXX	XXX	XXX	XXX
15	T.J. Huggins	3/0	XXX	XXX	XXX
16	Levi Williams	12/0	XXX	XXX	XXX	XXX	...	XXX	XXX	XXX	XXX	XXX	XXX	XXX	XXX
17	Chris Brazzell II	2/0	XXX	XXX
19	Kiland Harrison	12/0	...	XXX	XXX	XXX	XXX	XXX	XXX	XXX	XXX	XXX	XXX	XXX	XXX
19	Garrett Mmahat	0/0
20	Cameron Carroll	1/0	XXX
20	Matthew Remondet	0/0
21	Makhi Hughes	0/0
22	Tyjae Spears	13/13	START	START	START	START	START	START	START	START	START	START	START	START	START
22	Gabe Liu	1/0	...	XXX
23	Lummie Young IV	13/10	START	START	XXX	START	START	START	START	START	START	XXX	START	START	XXX
24	Tyrek Presley	12/0	XXX	XXX	XXX	XXX	XXX	XXX	XXX	XXX	XXX	...	XXX	XXX	XXX
24	Lucas Desjardins	1/0	...	XXX
26	Shi'Keem Laister	13/0	XXX	XXX	XXX	XXX	XXX	XXX	XXX	XXX	XXX	XXX	XXX	XXX	XXX
27	Austin Sybrandt	5/0	XXX	XXX	XXX	XXX	...	XXX
28	Jadon Canady	8/8	START	START	START	START	START	START	START	START
29	Kentrell Webb	3/0	XXX	XXX	XXX
30	Jonathan Mestayer II	5/0	...	XXX	XXX	XXX	XXX	XXX
31	Larry Brooks	13/13	START	START	START	START	START	START	START	START	START	START	START	START	START
32	Bailey Despanie	12/1	XXX	XXX	XXX	XXX	XXX	XXX	XXX	XXX	XXX	START	...	XXX	XXX
33	Rodrek Williams II	1/0	...	XXX
34	Jean-Jacques Hunter	2/0	...	XXX	XXX
35	Jesus Machado	13/2	XXX	XXX	START	XXX	XXX	XXX	XXX	XXX	XXX	XXX	XXX	XXX	START
36	Mandel Eugene Jr.	3/0	...	XXX	...	XXX	XXX
37	Macon Clark	13/13	START	START	START	START	START	START	START	START	START	START	START	START	START
38	Josh Coltrin	5/0	...	XXX	XXX	XXX	XXX	XXX
39	Trevor Evans	2/0	...	XXX	XXX
39	Brandon Kim	0/0
40	George Arata	1/0	...	XXX
40	Taylor Love	2/0	...	XXX	XXX
41	Michael Lavergne	1/0	...	XXX
41	Kriston Esnard	6/0	XXX	XXX	XXX	XXX	XXX	XXX
42	Lucas Barisas	2/0	XXX	XXX
43	Rishi Rattan	9/0	...	XXX	...	XXX	XXX	XXX	XXX	...	XXX	XXX	XXX	...	XXX
43	Valentino Ambrosio	8/0	XXX	XXX	XXX	XXX	XXX	XXX	XXX	XXX
44	Michael Lunz	13/0	XXX	XXX	XXX	XXX	XXX	XXX	XXX	XXX	XXX	XXX	XXX	XXX	XXX
44	Charles Schibler	1/0	...	XXX
45	Corey Platt Jr.	12/0	XXX	XXX	XXX	XXX	XXX	XXX	XXX	...	XXX	XXX	XXX	XXX	XXX



**2022-23 Tulane Football
Games Played
All games**

##	Player	GP-GS	UMass	Alcorn	KState	USM	UH	ECU	USF	Mem	Tulsa	UCF	SMU	UC	UCF
46	Chadwick Bailey	1/0	XXX
46	Tate Jernigan	1/0	...	XXX
47	Aidan McCahill	0/0
48	Keith Cooper Jr.	12/2	START	XXX	XXX	XXX	XXX	XXX	XXX	XXX	...	XXX	XXX	XXX	START
48	Jonathan Kahn	2/0	...	XXX	XXX
49	Armoni Dixon	3/0	XXX	XXX	XXX
50	Jackson Schmelter	1/0	XXX
51	James Laprocido	0/0
52	Sincere Haynesworth	13/12	START	START	START	START	XXX	START	START	START	START	START	START	START	START
52	Adam Uppuluri	2/1	XXX	START
53	Bobby Noel	0/0
54	Kanan Ray	7/7	START	START	START	START	START	START	START
55	Noah Taliancich	13/0	XXX	XXX	XXX	XXX	XXX	XXX	XXX	XXX	XXX	XXX	XXX	XXX	XXX
56	Shadre Hurst	2/0	...	XXX	XXX
57	Ethan Hudak	13/0	XXX	XXX	XXX	XXX	XXX	XXX	XXX	XXX	XXX	XXX	XXX	XXX	XXX
58	Caleb Thomas	3/0	...	XXX	XXX	XXX
59	Jack Collins	0/0
60	Ethan Marcus	1/0	...	XXX
61	Hutson Lillibridge	9/0	XXX	XXX	XXX	...	XXX	...	XXX	XXX	XXX	XXX	XXX
62	Brice Busch	0/0
65	Sully Burns	2/0	XXX	XXX
66	Nik Hogan	1/0	...	XXX
67	Graham Dable	1/0	...	XXX
68	Josh Remetich	8/6	XXX	XXX	START	START	START	START	START	START
69	Rashad Green	13/13	START	START	START	START	START	START	START	START	START	START	START	START	START
70	Kameron Hamilton	11/0	XXX	XXX	XXX	XXX	XXX	XXX	XXX	XXX	XXX	XXX	XXX
71	Matt Lombardi	2/0	...	XXX	XXX
72	Trey Tuggle	11/0	XXX	XXX	...	XXX	XXX	XXX	XXX	XXX	XXX	XXX	XXX	XXX	...
74	Jackson Fort	2/0	XXX	XXX
75	Joseph Solomon	1/0	...	XXX
76	Prince Pines	13/13	START	START	START	START	START	START	START	START	START	START	START	START	START
77	Keanon McNally	0/0
79	Joey Claybrook	13/13	START	START	START	START	START	START	START	START	START	START	START	START	START
80	Tyrick James	13/9	XXX	START	START	START	XXX	START	START	START	XXX	START	START	XXX	START
81	Luke Besh	8/0	XXX	XXX	XXX	XXX	XXX	XXX	XXX	...	XXX
81	Lucas Dunker, Jr.	1/0	...	XXX
82	Reed Rutkowski	2/0	XXX	XXX
83	Bryce Bohanon	10/0	...	XXX	XXX	XXX	XXX	XXX	XXX	XXX	XXX	XXX	XXX
84	Will Wallace	11/5	START	...	XXX	...	XXX	XXX	XXX	XXX	START	START	START	START	XXX
85	Jalen Rogers	1/0	XXX
86	Andrew Wilks	1/0	...	XXX
87	Alex Bauman	11/2	XXX	START	...	XXX	START	XXX	XXX	XXX	...	XXX	XXX	XXX	XXX
88	Blake Gunter	1/0	...	XXX
89	Reggie Brown	11/1	XXX	XXX	XXX	START	XXX	XXX	XXX	XXX	XXX	XXX	XXX
90	Devean Deal	12/2	XXX	XXX	XXX	...	XXX	XXX	XXX	XXX	XXX	START	START	XXX	XXX
91	Tylo Phillips	13/3	XXX	XXX	XXX	START	START	XXX	XXX	START	XXX	XXX	XXX	XXX	XXX
92	Ethan Greenberg	0/0
92	Gerrod Henderson	1/0	...	XXX
93	Elijah Champaigne	12/0	XXX	XXX	XXX	XXX	XXX	XXX	XXX	XXX	XXX	XXX	XXX	XXX	...
94	Eric Hicks Jr.	13/13	START	START	START	START	START	START	START	START	START	START	START	START	START
95	Adonis Friloux	0/0
96	Casey Glover	13/0	XXX	XXX	XXX	XXX	XXX	XXX	XXX	XXX	XXX	XXX	XXX	XXX	XXX
97	Maxie Baudoin IV	1/0	...	XXX
98	Parker Peterson	3/0	XXX	XXX	XXX
99	Alfred Thomas	5/0	XXX	XXX	XXX	XXX	XXX

collegepressbox
SINCE 2005 EVERYTHING BUT THE PREGAME MEAL

2023

NATIONAL CHAMPIONSHIP

131 Teams

10 Conferences

42 Bowls

25 Awards

collegepressbox is the official
media website for Division I football

Access and download game notes, quotes, statistics, media guides,
headshots, logos and more for all FBS schools, conferences,
postseason games, awards and the College Football Playoff

**For access, please register for an account at:
collegepressbox.com/register**

 [collegepressbox](https://collegepressbox.com)

 [collegepressboxvideo](https://collegepressboxvideo.com)