

GOLDEN HURRICANE 2021 FOOTBALL



TYARISE STEVENSON
Senior • NG

SHAMARI BROOKS
Senior • RB

CHRIS PAUL
Senior • OT

TREYVON REEVES
Senior • LB

ADAM HIGUERA
Senior • DS

JAXON PLAYER
Senior • DT

GUSTAN WILLIAMS
Senior • S&E

KEYLON STOKES
Senior • WR

SAM CRAWFORD II
Senior • WR

#LOYALALWAYSTRUE

RECORD AND FACT BOOK

TulsaHurricane.com



With the 16th pick...
the **Arizona Cardinals** select...

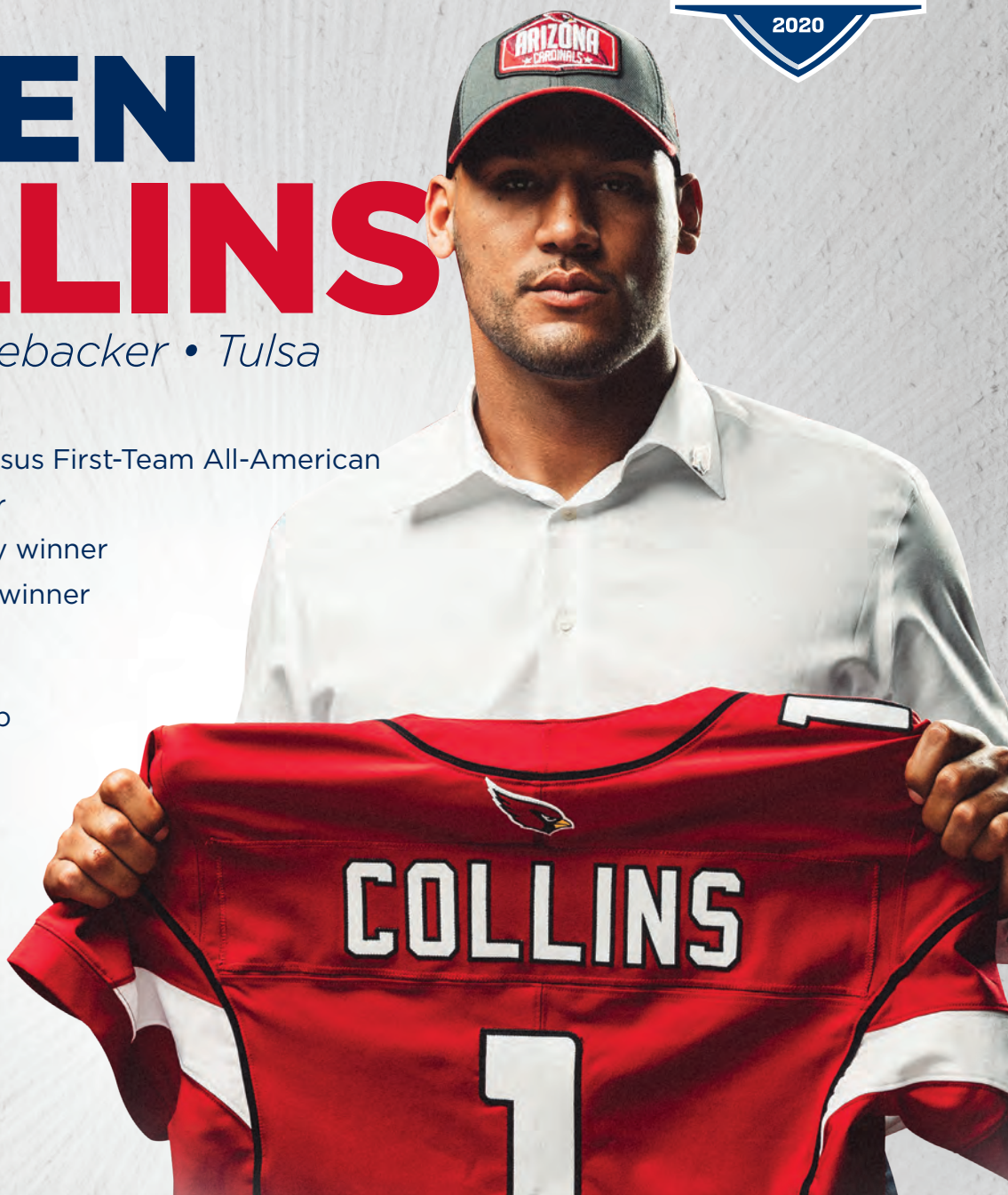


ZAVEN COLLINS

Linebacker • Tulsa

Collins' 2020 Honors

- Unanimous and Consensus First-Team All-American
- Lombardi Award winner
- Bronko Nagurski Trophy winner
- Chuck Bednarik Award winner
- CFB on FOX Defensive Player of the Year
- Butkus Award runner-up
- American Athletic Conference Defensive Player of the Year
- Unanimous First-Team All-Conference
- Named National Defensive Player of the Week three times
- Named the AAC Player of the Week four times



Consensus All-America



2020 College
Football's Defensive
Player of the Year



A dream comes true



The next chapter begins

collegepressbox

SINCE 2005 EVERYTHING BUT THE PREGAME MEAL



NATIONAL CHAMPIONSHIP

JANUARY 10 | INDIANAPOLIS

130 Teams
10 Conferences
44 Bowls
25 Awards

collegepressbox is the official
media website for Division I football

Access and download game notes, quotes, statistics, media guides,
headshots, logos and more for all FBS schools, conferences,
postseason games, awards and the College Football Playoff

For access, please register for an account at:
collegepressbox.com/register

Table of Contents

Introduction 1

Table of Contents.....	1
2021 Football Schedule	1
Tulsa Quick Facts.....	1
Media Information	2
Numbers to Know	3
Montgomery Radio Call-in Show	3
Athletic Media Relations Staff	3
Directions to H.A. Chapman Stadium.....	3
The University of Tulsa.....	4
The City of Tulsa	5
H.A. Chapman Stadium.....	6-8
Case Athletic Complex	8

Players 9

2021 Season Preview.....	10-15
2021 Depth Chart	16
2021 Returning Letterwinners.....	16
Pronunciation Guide.....	17
2021 Team Analysis.....	17
2021 Numerical Roster.....	18-19
2021 Alphabetical Roster	20-21
2021 Player Profiles	22-44
2021 Newcomer Roster.....	45
2021 Newcomer Profiles.....	45-48

Staff 49

Head Football Coach.....	50-51
Coaching Staff.....	52-56
Football Support Staff	57
University President	58
Director of Athletics	58

2020 Review 59

2020 Game-by-Game Review	60-64
2020 Season Review Notes	64-65
2020 Season Results	66
2020 Team and Individual Statistics	66-69
2020 Tulsa Individual Superlatives.....	70
2020 Tulsa and Opponent Season Highs and Lows	70
2020 Opponent Individual Superlatives.....	71
2020 Starting Lineups	71
2020 Team Game-by-Game Summaries.....	72
2020 Individual Game-by-Game Offensive Stats.....	73
2020 Individual Game-by-Game Tackle Chart	74
2020 Participation Chart.....	75
2020 Longest Plays	76

American Athletic Conference 77

American Athletic Conference Profile	78-79
2020 AAC Standings	79
2020 AAC Team & Individual Statistics.....	80-82
2021 AAC Composite Schedule	83

The 2021 AAC Bowl Lineup	84
2021-22 Bowl Schedule	85
Adidas.....	86

Opponents 87

2021 Opponents	88-90
Series History Against 2021 Opponents	91-92

History 93

Tulsa Football Historical Review	94-103
Tulsa's Hurricane Bowl History	104-110
Retired Jerseys.....	111
National Award Winners	112
Pro Football Hall of Fame Inductees	112
All-Americans	113-115
Tulsa's Pro Draftees.....	116-117
Hurricane in All-Star Games.....	118
Current NFL/CFL Players	118
Tulsa's Conference History.....	119
Conference Honors	121
All-Conference Selections	120-122

Records 123

Tulsa's NCAA Records/Annual Champions..	124-125
Individual Season Leaders.....	126-134
Tulsa Team Records	135-136
Tulsa Individual Records	137-138

Tulsa Quick Facts

Location: Tulsa, Oklahoma
Enrollment: 3,961 (2,929 undergraduate)
Founded: 1894
Nickname: Golden Hurricane
Colors: Old Gold, Royal Blue, Crimson
Affiliation: NCAA Division I-A
Conference: American Athletic Conference
President: Brad Carson, J.D.
Faculty Representative:
 Dr. Adrien Bouchet
Director of Athletics: Rick Dickson
Head Football Coach:
 Philip Montgomery, 7th year
 School Record: 31-40
 Career Record: same
2020 Record: Won 6, Lost 3
2020 AAC Record: Won 6, Lost 0
 (T1st place) / Lost to Cincinnati in AAC
 Championship Game 27-24
2020 Bowl: Armed Forces Bowl
Offense: Spread
Defense: 3-3-5
Stadium: Skelly Field at H.A. Chapman
 Stadium (30,000)
Surface: FieldTurf



2021 Tulsa Football Schedule

Sept. 2 (Thur.)	CAL-DAVIS (ESPN+)	6:30 p.m.
Sept. 11	at Oklahoma State (FS1)	11:00 a.m.
Sept. 18	at Ohio State (FS1)	2:30 p.m.
Sept. 25	ARKANSAS STATE	TBA
Oct. 1 (Fri.)	HOUSTON* (ESPN)	6:30 p.m.
Oct. 9	MEMPHIS* (Homecoming)	TBA
Oct. 16	at USF*	TBA
Oct. 29 (Fri.)	NAVY* (ESPN2)	6:30 p.m.
Nov. 6	at Cincinnati*	TBA
Nov. 13	at Tulane*	TBA
Nov. 20	TEMPLE*	TBA
Nov. 26/27	at SMU*	TBA
Dec. 4	The American Championship	TBA

*American Athletic Conference Games
BOLD indicates home games; All Game Times are Central Time Zone

Media Information

We hope to be back to normal for the 2021 football season, however, some restrictions and guidelines may be instituted for weekly and game day coverage, interview policies and weekly press conferences.

CREDENTIALS

Requests for working press credentials for Tulsa's home football games must be emailed to donald-tomkalski@utulsa.edu with the Tulsa Athletic Media Relations Office.

Media will still be asked to physical distance as best as possible in 2021. Masks are optional at this time, but possibly could become mandatory.

Members of the electronic media and those daily and Sunday papers covering Tulsa and its opponents on a regular basis will receive first priority for credentials.

Credentials will not be mailed. Credentials can be picked up at the TU Athletic Media Relations Office during the week of the game or on gameday three hours prior to kickoff at the press will call window at the corner of Gary and Florence Avenues.

All credentials are non-transferable and are limited to members of the working media only. Your cooperation in this matter will help ensure the best possible working conditions in the H.A. Chapman Stadium Press Box and on the sidelines.

PARKING

Media parking will be located in two locations: the Mabee Gym West Parking Lot (the corner of 8th Street and Florence Ave; enter on 8th Street from the west at Delaware Ave.) and the Blue Lot (the corner of 8th Street and Harvard Ave; enter 8th Street from the east at Harvard Ave.). **THE PROPER PARKING CREDENTIAL WILL BE NEEDED FOR ENTRANCE TO THESE LOTS.** These parking credentials are issued by the Athletic Media Relations office. A limited number of parking spaces are available, therefore, members of the electronic media and those daily and Sunday papers covering Tulsa and its opponents on a regular basis will receive first priority. In order to park satellite trucks or vehicles for radio remotes contact the TU Athletic Media Relations Office in advance of the game.

TELEVISION TRUCK PARKING

Parking for Television Trucks is located on Florence Avenue at the corner of 8th Street and Florence Ave. The proper media parking credential for the Mabee West Parking Lot will be required. You can access this parking lot from the west only, off of Delaware Ave. and coming down 8th Street. Arrangements for TV stations must be made in advance.



PRESS BOX

The press box is located on the west side of H.A. Chapman Stadium. The Working Press Level is located the fourth floor of the Press Box. In addition to print media, Radio and TV Broadcast Booths are also located on the fourth floor. There is a TV Photo Deck located on the fifth floor. This level accommodates team video and and television film crews.

INTERNET

Wireless and hardwire internet connections are available in the H.A. Chapman Stadium Press Box.

POST-GAME INTERVIEW POLICY

The Tulsa locker room is closed. Postgame interview policy in 2021 has not yet been decided.

The visiting team has access to a postgame interview room at the back entrance to the team locker room.

PHOTOGRAPHERS / VIDEOGRAPHERS

Field access for photographers and videographers will be limited in 2021.

Photographers and videographers are reminded that credentials must be properly displayed at all times. There will be a transmission area for photographers.

SIDELINE POLICY

Media will be required to social distance on the field as much as possible and do not crowd players or coaches when entering or exiting the field.

The team bench areas will be extended to the 15-yard line on each side of the field.

MEDIA IS NOT PERMITTED IN THE TEAM BENCH AREAS.

When passing behind the team benches to get to the other end of the field, please do not stop. Move as quickly as possible from one end to the next. **DO NOT TAKE PHOTOS/VIDEO FROM BEHIND THE BENCH AREA.**

PLAYER INTERVIEWS

All requests for interviews with Tulsa players should be made through the Athletic Media Relations Office. Please make your request a day in advance to allow enough time to arrange the interview. Interviews will not be allowed on student-athlete OFF days. The best time for extended interviews is normally between 10:00 a.m. and 1:00 p.m., depending on the players' class schedules and team obligations.

Television stations usually will be able to do interviews of a shorter duration after practice, but make arrangements with the athletic media relations office. For any in person interviews, these will be done at a distance of 6-feet.

The last time for player interviews is Wednesday following practice, except on non-Saturday game weeks. Contact the athletic media relations office for exact days and times of media availability for non-Saturday game weeks.

Media is asked to set-up all player and coach interviews by calling the athletic media relations office at 918-631-3200.

COVERING PRACTICE

Tulsa's practices are closed to the public. Television video and photography of practice is allowed between Tuesday-Wednesday for a selected period of time.

All videography and photography will be from the sidelines at Chapman Stadium or at a predetermined distance on Harwell Field. **NOT ON THE ACTUAL PLAYING FIELD.**

Contact the Athletic Media Relations Office earlier in the day to request attending practice.

TULSA WEEKLY NEWS CONFERENCES

Tulsa Head Coach Philip Montgomery's weekly news conference will be on Tuesday from 12-12:45 p.m. Select players will be available following Coach Montgomery's availability.

In 2021, weekly news conferences will either be in person or via zoom.

All other requests for interviews with Coach Montgomery should be directed to the Athletic Media Relations Office.

Numbers To Know

Area Code - 918

Press Box.....	640-0683
Athletics Administration.....	631-2381
Football Office.....	631-2393
Athletic Web Site.....	www.tulsaHurricane.com
Twitter.....	@TulsaHurricane
Football Twitter.....	@TulsaFootball
Facebook.....	TulsaHurricane
Football Facebook.....	TulsaFootball
Instagram.....	TulsaHurricanepics
Football Instagram.....	tulsa_football



THE PHILIP MONTGOMERY RADIO CALL-IN SHOW

The Philip Montgomery Radio Call-in Show will air on normally on Mondays, from 7-8 p.m. The show can be heard on Big Country 99.5 FM KXBL Radio.

Aug. 30	Sept. 27	Nov. 1	Nov. 29
Sept. 6	Oct. 4	Nov. 8	
Sept. 13	Oct. 11	Nov. 15	
Sept. 20	Oct. 18	Nov. 22	

collegepressbox
SINCE 2005 EVERYTHING BUT THE PREGAME MEAL

Collegepressbox is the official media website for Division I football. Access and download game notes, quotes, statistics, media guides, headshots, logos and more for all FBS schools, conferences, postseason games, awards and the College Football Playoff. For access, please register for an account at collegepressbox.com/register.

This publication has been provided to assist you in your coverage of Tulsa football. We hope that it will be an invaluable asset to you during the 2021 season. Specific requests for other items should be directed to Don Tomkalski, Associate Athletics Director for Communications, 800 South Tucker Avenue, Tulsa, Okla. 74104-3189.

The 2021 Tulsa Media Guide is published by The University of Tulsa Athletic Media Relations Office.

Photographic contributions made by the Dave Crenshaw, John Lew, Mark Moore, Brett Rojo, American Athletic Conference, Walt Beazley, Dennis Hubbard, Tulsa Metro Chamber of Commerce and the Tulsa World.

The University of Tulsa is an equal opportunity/affirmative action institution.

Athletic Media Relations Staff



Don Tomkalski

Senior Associate AD/Communications
Football Contact
Email: donald-tomkalski@utulsa.edu
Office: 918-631-3200
Cell: 918-640-0683



Stephanie Hall

Director of Media Relations
Email: stephanie-hall@utulsa.edu
Office: 918-631-2163
Cell: 918-232-2393



TBA

Assistant Director
Football Secondary Contact

Directions to H.A. Chapman Stadium

Address: 3112 East 8th Street

From: West (Oklahoma City)

1. Take I-35 North to I-44 East/Turnpike exit.
2. Take I-44 to I-244 East exit.
3. Take I-244 to Harvard Ave. exit, turn right at stoplight.
4. Turn right on 8th Street. Skelly Stadium is on your left.

From: East (from I-244)


1. Take US-169 North towards Owasso.
2. Exit US-169 at I-244/US-412 toward Tulsa/Joplin.
3. Take I-244 West, exit at Harvard Ave.
4. Turn left at stoplight.
5. Turn right on 8th Street. Skelly Stadium is on your left.

From: North (from I-35)

1. Exit I-35 at US-412 East/Cimarron Turnpike.
2. Take US-412 to Harvard Ave.
3. Turn right on Harvard Ave. at stoplight.
4. Turn right on 8th Street. Skelly Stadium is on your left.

From: South (Dallas)

1. Take I-35 North.
2. Take I-40 East/I-35 North/US-62 East, exit toward Wichita/Ft. Smith.
3. Take I-35 North to I-44 East.
4. Take I-44 East/Turnpike exit.
5. Take the I-244 East exit.
6. Exit on Harvard Ave., take right at stoplight.
7. Turn right on 8th Street. Skelly Stadium is on your left.



The University of Tulsa

The University of Tulsa is a student-centered research university that cultivates interconnected learning experiences to explore complex ideas and create new knowledge in a spirit of free inquiry. Guided by our commitment to diversity, equity and service, we prepare individuals to make meaningful contributions to our campus, our community and our world.

TU's origins can be traced to a Presbyterian boarding school for Native American girls founded in 1882 in Muskogee, Indian Territory. Located today in Tulsa, TU recognizes the Tribal lands on which our beautiful main campus resides. We honor and acknowledge the Indigenous tribes, and tribes who were forcibly removed, including the Ni-u-kon-ska (Osage), Kitikiti'sh (Wichita), Kadohadacho (Caddo), Mvskoke (Muscogee [Creek]) and Tsälägi (Cherokee) Tribal Nations as the original inhabitants and keepers of the land and water that we now call Tulsa.

Today, TU is Oklahoma's highest-ranked private university. It comprises a graduate school and five colleges: Kendall College of Arts & Sciences, Collins College of Business, Oxley College of Health Sciences, College of Engineering & Natural Sciences and College of Law. Popular majors include mechanical engineering, computer science, nursing, exercise/sports science, psychology and finance. Although TU is small, we have more nationally competitive scholars than all other Oklahoma colleges combined.

A leader in blending liberal arts, professional studies and career support, TU strives to produce the region's most well-rounded, life- and career-ready alumni. Across all of our programs, faculty and staff ensure that students – from the moment they step foot on campus until their graduation – receive the support and guidance they need to thrive in their studies and beyond. Clubs, intramurals, Greek life, study abroad and community service opportunities are plentiful.

Although TU welcomes students from 46 states and dozens of countries, we are profoundly invested in our hometown. We continually seek ways to partner with people and organizations across the City of Tulsa in order to represent and unite this vibrant and diverse community while playing a pivotal role in propelling it forward socially, culturally and economically.

TU Fact Sheet

Location: Tulsa, Oklahoma
(MSA population: 1.1M)

Founded: 1894

Institution Type: Private, doctoral degree granting, accredited, coeducational

Affiliation: Nondenominational

Enrollment: 3,961
(2,929 undergraduate/1,032 graduate and law) in 2020-21

Programs: 67 undergraduate, 47 graduate, 10 doctoral

Student/faculty ratio: 10 to 1

Full-time faculty: 310

Endowed chairs and/or professorships: 42

TU Presidential Scholars: 271

Students with diverse backgrounds:
U.S. Multicultural: 32%
International: 11%

Students receiving some type of financial aid: 98%

Competitive Scholarships

- 66 Goldwater Scholarships
- 71 National Science Foundation Graduate Fellowships
- 36 Benjamin A. Gilman Scholarships
- 25 Fulbright Grants
- 12 Truman Scholarships
- 11 Phi Kappa Phi Graduate Fellowships
- 9 Morris K. Udall Scholarships
- 9 Department of Defense Fellowships
- 5 British Marshall Scholarships
- 3 Rhodes Scholarships (9 finalists)
- 3 USA Today All Stars
- 2 Fulbright Canada-MITACS Globalink Research Internships
- 2 James Madison Fellowships
- 2 Gulbright Canada-MITACS Globalink Research Internships

Community Service: 76,117 hours; \$1.8 M monetary value of time volunteered

Athletics: Division I – 17 men's and women's teams

Conference: American Athletic

Nickname: Golden Hurricane

Colors: Old Gold, Royal Blue, Crimson

Tulsa, Okla. is "Green Country"

Geographically, Tulsa sits at the crossroads of America. Metaphorically, it is the crossroads of America. It's where creative expression, sophistication and down-to-earth hospitality all converge in a lush natural setting to redefine what it means to be a modern American city.

Tulsa is nestled in the northeastern quadrant of Oklahoma, right in the heart of "Green Country." The rolling green hills and wooded terrain of the city lies at an elevation of 700 feet above sea level and offers a temperate climate. Tulsa's enjoy 227 days of sunshine a year and an average daily temperature of 61 degrees.

What began as Tulsee Town in 1836 under a sturdy oak tree, which still stands today at 18th and Cheyenne Streets, is today the second largest city in Oklahoma. Tulsa was forever changed by the discovery of oil in 1901.

Today, Tulsa offers enviable low cost of living combined with big city attractions and amenities. From world-class outdoor spaces to legendary music venues, Tulsa has an unexpected, dynamic quality of life without the sticker shock of other regions.

Lots of cities have notable parks, but very few have a crown jewel like Gathering Place. This 100-acre riverfront park is situated in the heart of Tulsa. On par with visionary public spaces as Manhattan's Central Park and Chicago's Millennium Park, Gathering Place blends nature in an urban setting, providing Tulsans and visitors more space to play, relax and gather together along the Arkansas River. The park's highlights include an adventure playground, seasonal gardens, walking and biking trails, a pond and boathouse, two restaurants, and much more.

Downtown Tulsa is a treasure trove for lovers of architecture, with a concentration of Art Deco rivaled only by New York City and Miami. The central public space in downtown, Guthrie Green, is a year-round destination for live music, cultural programming and festivals. Just a few blocks northeast is ONEOK Field, home of the Tulsa Drillers, a Class AA affiliate of the Los Angeles Dodgers. The ballpark sits within the historic Greenwood District, Tulsa's resurgent Black Wall Street known internationally as a hub of African American entrepreneurship and resilience.

Nearby you'll find the Blue Dome and Arts districts, which offer visitors a variety of restaurants, bars



and galleries. Downtown's premier shopping and specialty stores – a confectionary, rare guitars, an indie bookstore and more – have something for every taste.

The BOK Center is downtown Tulsa's award winning and premier sports and entertainment venue, playing host to worldwide superstars and NCAA DI Basketball Championship tournaments. The venue was named the 2016 and 2018 Arena of Year.

"The Tulsa Sound" is as alive and well in 2019 as it was when Eric Clapton and George Harrison jammed with Tulsa's own Leon Russell and JJ Cale. Tulsa's historic live music venues, like the Cain's Ballroom and Brady Theater, are second to none. The multi-purpose BOK Center is a world-class entertainment venue, recently named the Arena of the Year for the second time in the last three years.

Take in a special afternoon of art, culture and history at one of the city's iconic museums, including the world's greatest collection of Western art at the Gilcrease Museum and the eclectic and thoroughly contemporary Philbrook Museum of Art. You'll also find the Woody Guthrie Center, which celebrates the acclaimed folk singer's life and legacy, and soon you'll be able to visit the permanent home of Bob Dylan's archives. Other family-friendly attractions include the Tulsa Children's Museum, the Tulsa Zoo and the Oklahoma Aquarium.

The crossroads of America wouldn't be complete without America's Main Street. Historic Route 66 runs the full east-to-west stretch of the city along 11th Street, offering nostalgic looks at the city's past and a bold vision of the community's future. From classic diners and burger joints to the new Mother Road Market food hall, Route 66 in Tulsa is one of city's newest culinary hotspots.

Further into the city, notable districts include Cherry Street, a seven-block hub of trendy shops, bistros, cafés and bars; Brookside, a nearly mile-long stretch of upscale shopping and dining; and the Pearl District, which has Tulsa's highest concentration of craft breweries. The Hard Rock Hotel and Casino, River Spirit Casino Resort and Osage Casino also feature restaurants, nightclubs and a constant stream of live entertainment.

Tulsa hosts a never-ending lineup of exciting games, tournaments and recreational events throughout the year. Sports spectators can look to The University of Tulsa, Tulsa Drillers baseball, Tulsa Oilers ice hockey and FC Tulsa soccer. Tulsa Tough is one of the most popular bicycle street races in the country, and the annual Tulsa Run the Route 66 Marathon appeal to runners from around the world.

For every local or visitor, Tulsa inspires something different! To learn more about all that Tulsa has to offer, check out VisitTulsa.com.

Skelly Field at H.A. Chapman Stadium

The 2021 season is the 91st for football being played on the turf of Skelly Field at H.A. Chapman Stadium, the home of Golden Hurricane Football since 1930. The stadium first opened as Skelly Field, later was named Skelly Stadium and in April 2007 received the name of H.A. Chapman Stadium. The stadium underwent a major facelift in the summer of 2008 and on September 20, 2008, Tulsa opened the renovated stadium with a 56-14 victory over New Mexico.



H.A. Chapman Stadium

On April 24, 2007, it was announced that the University of Tulsa had received the naming gift for renovation of the football stadium.

The H.A. and Mary K. Chapman Trust provided the financial gift for half of the estimated cost for renovation of the H.A. Chapman Stadium. Trustees of the H.A. and Mary K. Chapman Trust are Donne Pitman and Jerry Dickman.

Following the 2007 football season, a complete renovation of H.A. Chapman Stadium began.

The stadium renovation included new seating throughout the stadium, restrooms, concession areas, new press box with luxury suites and club level seating, and a new scoreboard on the south side of the stadium, among other amenities. A new FieldTurf was installed in April 2008, and again in 2013 and prior to the 2017 season.

The steel structure on the stadium's west side was removed, substantially improving the aesthetics of the facility. The structure on the west side has an exterior finish of pre-cast concrete panels trimmed with cast stone. This returns the façade to the original architecture of the stadium, keeping the traditional look and feel of other campus structures. The stadium now has a capacity of 30,000.

When the stadium was first constructed in 1930 it was originally named Skelly Field, but was changed to Skelly Stadium in 1947 when 5,000 seats were added to north end zone.

Skelly Field at H.A. Chapman Stadium celebrating its 90th anniversary in the 2020 season.

Opening Skelly Field was a dream come true for Coach Elmer "Gloomy Gus" Henderson. Before Tulsa played its home games in Skelly Field the Golden Hurricane used McNulty Park, the minor league stadium that was the forerunner of Oiler Park. McNulty was located near the corner of 11th street and Elgin.

An unprecedented wave of prosperity swept over America in 1928 and wealthy Tulsa oil men began listening to Henderson's dream. The trustees were proceeding with plans for a stadium on faith that a donor would appear. In April, 1930, William Skelly, a long-time friend of the University, gave \$125,000 to the stadium fund if another \$175,000 could be raised. The remaining money was raised by Tulsa businessmen who organized the Stadium Corporation of Tulsa.

Ground-breaking ceremonies were held on May 11, 1930 and the race was on to complete the stadium for the upcoming season.

Skelly Field opened on October 4, 1930 against Arkansas. Records show that 13,000 spectators were on hand for the game.

On the opening kickoff of that inaugural game, Arkansas fumbled and end Johnny Potts recovered for Tulsa. On Tulsa's first play from scrimmage, Billy Boehm scored the first touchdown in the north

end zone of the stadium. Later, Chet Benefiel scored the first touchdown in the south end zone. Tulsa went on to win the contest by a score of 26-6.

Since that day, some of college football's greatest stars have graced Skelly Field. Opponents the likes of Sammy Baugh, Ollie Matson, Bob Fenimore, Walt Garrison, Gino Toretta, Keith Jackson and Ladaian Tomlinson are a few of the games' greatest to step on the Skelly Field turf.

Tulsa's own Glenn Dobbs in the 1940s, the passing combination of Heisman Trophy runners-up Jerry Rhome and Howard Twilley in the 1960s, future NFL receiving greats Steve Largent and Drew Pearson in the 70s, the 1980s Palomino Express of Micheal Gunter and Ken Lacy and the stars from the 1991 Freedom Bowl Championship team thrilled Hurricane fans through the years.

In 2003, Tulsa's Humanitarian Bowl team excited fans by averaging over 37 points in six home games, while in the 75th anniversary year of Skelly Field the 2005 squad won the Conference USA Championship and advanced to a second bowl game in three years.

The 2016 season saw the Tulsa football team post an undefeated 6-0 home record and the school's season of 10+ wins.

The highest attended game in stadium history was 47,350 on September 26, 1987 against No. 1 — ranked Oklahoma.

H.A. Chapman Stadium Through the Decades



1930s

Oil man and longtime friend of The University of Tulsa, William Skelly, gave \$125,000 to the Stadium Fund Drive in the spring of 1930. The remaining \$175,000 was raised by Tulsa businessmen who organized the Stadium Corporation of Tulsa.

Ground-breaking ceremonies were held on May 11 and the season kicked off on October 4, as Tulsa hosted Arkansas in front of a crowd of 13,000. On the opening kickoff, Arkansas fumbled and Johnny Potts recovered for Tulsa. Billy Boehm scored on the very next play for the first touchdown in the north end of the stadium.

Chet Benefiel scored the first TD in the south end zone and Tulsa went on for a 26-6 victory. The Golden Hurricane won its first six games at the new stadium that year.



1940s

A couple years earlier, 1938, the University traded Skelly Field to the Tulsa Public Schools for the Philtower Building lot at 5th and Boston. TU then began to lease the stadium from the board of education.

In the 1940s, Skelly Field was home to some of the best teams in school history. The Hurricane became the first school to play in five straight New Year's Day Bowl Games and the 1942 team posted a 10-1 record and finished the season ranked fourth in the final *Associated Press* poll.

In 1947, William Skelly turned the first shovel full of dirt at ground-breaking ceremonies for a 5,000-seat north end zone expansion and the name changed to Skelly Stadium. The first home game that season saw Tulsa defeat West Texas State 26-13 on September 20.



1950s

The 1950s began with Tulsa going undefeated at Skelly Stadium in the decades first three seasons, posting an 18-0-2 record covering 1950 through 1952. In 1956, a Billy Graham rally brought a crowd of 28,000 on June 18, 1956.



1960s

The Stadium Corporation was reorganized in 1964 and planned to build two high school stadiums (LaFortune and McLain) in exchange for Skelly Stadium. Skelly would be enlarged to 40,235 seats and the total program would cost \$1,250,000. The track was removed, the field lowered and box seats added. The excavated dirt was used to support the new south end zone stands. Seating was added to the west stands plus a new two story press box, escalator and elevator. The third story photo deck was added the next year. Skelly Stadium was returned to become the property of TU in 1968.



1970s

The 1970s saw numerous players who went on to NFL careers grace the Skelly Stadium turf that decade, including NFL legends Steve Largent and Drew Pearson. The grass field was changed to Tartan Turf in the summer of 1972. Professional soccer made its debut at Skelly Stadium with a preseason game in 1977, and a year later the Tulsa Roughnecks made Skelly Stadium its home.

Tulsa won its 200th game at Skelly Stadium on September 15, 1979 with a 28-20 win over Southwestern Louisiana.



1980s

In the spring of 1980, a modern scoreboard and animated message center was installed above the south stands. John Cooper's 1980 team ushered in the new decade with an 8-3 record, including a 5-0 mark in home games. Tulsa's 10-1 record in 1982, including a 5-0 home record, was the fourth 10-win season in school history and just the second since Skelly Stadium was built.

1990s

Some of the biggest wins in Skelly Stadium history came in the 1990s. The Miracle on 11th Street was just the start on September 21, 1991, when the Hurricane came back from a 24-10 halftime deficit for a thrilling 35-34 victory over #15-ranked Texas A&M. In 1996, Tulsa opened its home season with a 27-20 win over #19 Iowa and two weeks later defeated Colorado State, 20-14, in its debut game of the Western Athletic Conference.



2000s

The 2000s began with the installation of a new FieldTurf, a synthetic artificial turf that looked and felt like natural grass. The north end zone stands were demolished in 2005 to make room for the new Case Athletic Complex that opened in 2007. It was also announced in 2007, that Skelly Stadium would have a new name – H.A. Chapman Stadium and in 2008 the stadium went through a complete renovation. The renovated stadium opened on September 20 with a 56-14 victory over New Mexico.

2010s

Three 10-win seasons came in this decade with the first coming in 2010 at 10-3. In 2012, Tulsa posted an 11-3 record and won the Conference USA Championship on its home turf with a 33-27 overtime win over UCF. Tulsa also claimed a 10-3 record in the 2016 season and was 3-0 at its home venue in the COVID-shortened 2020 season.

H.A. Chapman Stadium Highlights

1930 — Groundbreaking ceremony for the 14,500 seat Skelly Field occurred on May 11. The first football game was played on Oct. 4, 1930 in front of a crowd of 13,000. Tulsa defeated Arkansas 26-6.

1938 — TU traded Skelly Field to the Tulsa Public Schools for the Philtower Building lot at 5th and Boston. TU began to lease the stadium from the board of education.

1947 — Lease renewal for Skelly Field was signed. The 5,000 seat north end zone stands were added and the scoreboard moved to the south end zone. Skelly Field was the original name, but changed to Skelly Stadium when the north end zone seats were added.

1953 — In August, former TU star Jim Finks played for the Pittsburgh Steelers in an exhibition game against the Chicago Bears before a crowd of 10,000.

1956 — On June 18, Evangelist Reverend Billy Graham held a one-night rally and set what was to that date a stadium record crowd of 28,000.

1960 — Newly formed American Football League entries, Houston Oilers and Dallas Texans, met in an exhibition contest in August.

1964 — The stadium corporation was reorganized and it planned to build two high school stadiums (LaFortune and McLain) in exchange for Skelly Stadium.

1965 — Skelly Stadium was enlarged to 40,235 seats at a cost of \$1,250,000. The track was removed, the field lowered and box seats added. The excavated dirt was used to support the new south end zone stands. Seating was added to the west stands plus a new two story press box, escalator and elevator. Work was completed in August.

1966 — The third story photo deck was added to the press box. Skelly Stadium turned into a baseball field for one game on May 5. The St. Louis Cardinals baseball club played their triple-A farm team, the Tulsa Oilers, in an exhibition game. The contest drew a crowd of 18,904, which saw the Cards beat Tulsa 5-4.

1968 — Skelly Stadium was returned to the University.

1972 — Tartan turf was installed in the summer months.

1977 — Professional soccer made its debut at Skelly Stadium with a preseason game.

1978 — The Tulsa Roughnecks, an NASL professional soccer team, moved into Skelly Stadium.

1979 — Getty Oil Company and Getty Refining and Marketing Company made a \$350,000 grant for refurbishing and repairs to the Stadium.

1980 — A modern scoreboard and animated message center was installed above the south stands.

The sign package was donated by Dr. Pepper, KJRH Television and Getty Refining and Marketing Company. The largest crowd for soccer occurred on April 26 when the Roughnecks met the New York Cosmos before 30,831 fans.

1987 — The largest crowd in Skelly Stadium history, 47,350, saw Tulsa lose to the nation's number one-ranked Oklahoma Sooners, 65-0.

1982 — A new artificial turf was installed and the lighting system was replaced.

1984 — A new scoreboard above the north end zone and 25-second clocks were added in each end zone.

1991 — Stadia Turf, a new artificial surface, was installed in the summer. The football season had the highest season attendance average in school history with an average of 31,236 fans for seven home games.

1993 — A new scoreboard was erected in the south end zone. It was completed just one day before the home opener on September 18.

2000 — New FieldTurf was installed in the summer. The synthetic artificial turf looks and feels like natural grass. The visiting team locker room was refurbished.

2003 — Installed new stadium lighting.

2005 — The north end zone stands were demolished in February, thus clearing way for the new Case Athletic Complex. The stadium seating was reduced from 40,385 to 35,542.

2007 — The Case Athletic Complex in the north end zone was completed in June; and on April 24, it was announced that the H.A. and Mary K. Chapman Trust has provided the financial gift for half of the estimated cost for renovation of the newly named H.A. Chapman Stadium.

2008 — The H.A Chapman Stadium underwent major renovation and now has a new stadium capacity of 30,000.

2013 — A new playing surface, FieldTurf Revolution Cool Play featuring cork and rubber, was installed in the spring of 2013, as was an 80-foot LED electronic sign located on the south end zone field level wall.

2017 — A new FieldTurf surface was installed.

2018 — ONEOK Club had a complete renovation and an LED board was added to the north end zone.



Case Athletic Complex

The Case Athletic Complex opened in June 2007, less than three years after the plans were unveiled for the facility that houses Golden Hurricane football.

On November 11, 2004, University of Tulsa President Steadman Upham unveiled plans for the Case Athletic Complex to be located in the north end zone of Skelly Stadium. Excavation began on January 13, 2006.

The 30,000 square foot complex was built at a cost of \$10 million, and it began phase one of the renovation of Skelly Field. Phase Two began following the 2007 football campaign, when Skelly Field at H.A. Chapman Stadium underwent major renovations.

The Case Athletic Complex, named for Mike Case, a developer and philanthropist who made a significant financial gift for the project, houses football coaches offices, meeting rooms, game day suites, academic support center for all student-athletes, football locker room and equipment room, athletic training room, video production suite and Lettermen's Club suite.

A renovation of the locker room was completed in the summer of 2018.

The facility provides the Tulsa football program with an exceptional every-day use facility, as well as providing all TU student-athletes with an area dedicated to academic enhancement.



Tulsa returns 53 letterwinners and 33 players who have started at least one game in their careers.

PLAYERS

INSIDE

2021 Season Preview.....	10-15	2021 Alphabetical Roster.....	20-21
2021 Depth Chart.....	16	Player Profiles.....	22-44
2021 Returning Letterwinners.....	16	2021 Newcomer Roster.....	45
Pronunciation Guide.....	17	2021 Newcomer Profiles.....	45-48
2021 Team Analysis.....	17		
2021 Numerical Roster.....	18-19		

2021 Tulsa Season Preview

The 2020 season was quite a ride for the Tulsa Golden Hurricane faithful. The unusual season that was marred by postponements and cancellations due to COVID-19, was still a fun-filled adventure for the Hurricane.

There were four comeback victories, a 'Hail Mary' pass, a 96-yard walk-off interception in overtime, a 6-1 regular season record, an undefeated league mark, an appearance in the American Athletic Conference Championship Game, a third bowl game appearance in the last six years and awards galore for one Hurricane player.

What does 2021 hold for the Golden Hurricane?

Tulsa returns a total of 53 lettermen, including 24 on offense, 26 on defense and three specialists for the 2021 campaign.

Nine returning starters and 16 players who have started at least one career game are back on the offensive side of the ball for the Hurricane. Davis Brin and Seth Boomer bring experience to the Tulsa quarterback position, while the school's 5th leading rusher of all time, Shamari Brooks, returns this season after missing the 2020 campaign with an injury.

Freshman All-America left tackle Tyler Smith anchors an offensive line that returns all five players who earned all-conference honors in 2020.

Tulsa's receiving corps returns 99.6 percent of its receiving yards as seven letterwinners are back. Keylon Stokes has led Tulsa in receiving yardage in each of the last three seasons and comes into the 2021 season ranked 12th in school history with 2,402 career yards.

Despite losing College Football's Defensive Player of the Year, linebacker Zaven Collins, to the NFL, the Tulsa defense still returns a lot of quality and depth.

Defensively, the Hurricane returns eight starters to a lineup that was one of the top two defenses in the American Athletic Conference last year. Tulsa ranked second in the league for pass defense, rush

defense, total defense and scoring defense, while also ranking among the nation's best in each of those categories.

The Hurricane allowed just 21.6 points per game, 144.6 rushing yards, 189 passing yards and 333.6 total yards in 2020.

Tulsa's front line in its 3-3-5 defense is stout with all three starters returning, while first-team all-conference tackle Jason Player leads the way. Player can be dominant as witnessed by his 12-tackle, 4.5 TFL performance at Navy a year ago.

Returning starting linebackers Treyvon Reeves and second-team all-conference performer Justin Wright anchor the linebacker corps for the Hurricane. The duo combined for 105 tackles and 14.5 tackles for lost yardage last season.

The secondary returns 10 letterwinners, while eight of those return to the safety positions. The cornerback slot was hit the hardest by departures, but three transfers have joined the roster to add depth and experience to that position.

Tulsa returns all of its specialists in the third phase of the game.

THE OFFENSE

Quarterbacks

Although two-year starter Zach Smith has graduated, the cupboard is not bare at the quarterback position for the Hurricane. Two returning signal-callers have played some major moments for Tulsa over the past three seasons.

Senior Seth Boomer (6-3, 201) and junior Davis Brin (6-2, 201) both have played quality minutes for



Deneric Prince

the Hurricane. Brin took most of the snaps during spring drills while Boomer was still recovering from a season-ending injury.

Brin comes into the 2021 season with confidence in leading the Hurricane offense.

A year ago when subbing for injured quarterbacks Smith and Boomer, Brin turned in a spectacular performance in a comeback victory against Tulane. Trailing 14-0 in the fourth quarter, Brin guided the Hurricane on two scoring drives to tie the score at 14 and launched a 'Hail Mary' pass 37 yards to JuanCarlos Santana in the end zone to send the game into overtime after the made extra point.

In that game, Brin completed 18-of-28 passes for 266 yard and two touchdowns.

Boomer has had some big career moments as well and none bigger than when he replaced an injured Smith in a 2019 game against UCF and led Tulsa to a 34-31 victory.



Shamari Brooks



Keylon Stokes



Josh Johnson



Chris Paul

In 2018, when he saw his most extensive playing time, Boomer completed 101-of-198 passes for 1,378 yards and nine TDs overall, while in the final five games he completed 61.2-percent of his passes for 945 yards and seven TDs with just two pickoffs.

Redshirt freshman Roman Fuller (6-4, 196) came to Tulsa at mid-semester 2020 after completing his career at Decatur (Texas) High School. He threw for over 9,000 yards and 90 touchdowns with a 66.4 completion percentage in his three prep seasons. True freshman Braylon Braxton (6-3, 205) is a dual-threat quarterback from Independence (Texas) High School who passed for over 6,000 yards and rushed for another 2,000-plus yards in his prep career.

Walk-on Carson Collins (6-1, 205) adds depth to the position.

Running Backs

The Hurricane will have three returning faces and three completely new faces on the running back corps in 2021.

Tulsa gets back the school's fifth-leading rusher of all-time as senior Shamari Brooks (5-8, 190) returns from a missed 2020 season due to an ACL injury.

In addition, Tulsa's second-leading rusher from a year ago Deneric Prince (6-0, 215), who was in his first season after transferring from Texas A&M, rushed for 475 yards, a 5.4 average and four touchdowns.

The third familiar face, although he didn't get many offensive snaps a year ago, is Missouri transfer Anthony Watkins (5-11, 207).

Brooks returns to the field with 2,700 career yards and 23 touchdowns to his name. He is 1,217 yards shy of tying for the school's career rushing lead of 3,917 yards, held by D'Angelo Brewer.

After just missing a 1,000-yard rushing season in 2018 with 967 yards, Brooks rushed for 1,046 yards and six touchdowns in 2019, becoming just the 21st player in school history with a 1,000-yard season. He enters the 2021 campaign ranked 5th on

the school's career rushing chart and 12th on the all-time TD rushing list.

The newcomers to the running back corps include one four-year transfer, one junior college transplant and one high school rookie.

Powerful Steven Anderson (6-2, 242) transfers from Southern Mississippi after sitting out last season in Hattiesburg. Anderson rushed for 513 yards and nine touchdowns in his two seasons with the Golden Eagles. JC transfer Jordan Ford (5-10, 188) was an NJCAA All-America performer last season after rushing for a nation-leading 1,039 yards and 12 touchdowns.

Rookie Bill Jackson (5-10, 195) averaged over 122 yards per game and 10.6 yards per carry in his final two seasons at Cardinal Ritter College Prep.

Offensive Line

Tulsa's offensive line returns intact from the 2020 campaign as all five starters earned all-conference honors a year ago. The returning starters have combined for 92 starts and 119 games played.

On the right side, Chris Paul (6-4, 324) at tackle and guard Dylan Couch (6-3, 297) are the anchors, Gerard Wheeler (6-3, 337) sits in the middle of the offensive front at center, while Dante Bivens (6-4, 324) at guard and Freshman All-America tackle Tyler Smith (6-6, 322) anchor the left side for the Hurricane.

Smith collected Freshman All-America honors from the Football Writers Association of America (FWAA) and The Athletic as he started all nine games a year ago. Smith also earned first-team all-league honors, while Paul was a second-team selection. Bivens, Couch and Wheeler each received honorable mention all-AAC accolades.

Paul leads the way with 28 career starts, followed by Wheeler's 20, Couch's 17, Bivens' 16 and Smith with 11.

As the four seniors and one sophomore lock down the starting spots after a very productive 2020 campaign, it's not to say that there will not be some battles brewing during the preseason.

OFFENSE

RETURNING TOTALS

Rushing Yards	631
Passing Yards	328
Receiving Yards	2,266
Total Offense Yards	934
All-Purpose Yards	3,078
Scoring	182
Touchdowns	20

RETURNING PRODUCTION

Rushing Yards	44%
Passing Yards	14%
Receiving Yards	99.6%
Total Offense Yards	25%
All-Purpose Yards	73.3%
Scoring	74.5%
Touchdowns	67%

RETURNING LEADERS

Rushing Yards	Deneric Prince (475)
.....	*Shamari Brooks (total from 2019 season - 1,046)
Passing Yards	Davis Brin (268)
Receiving Yards	Keylon Stokes (644)
Total Offense Yards	Deneric Prince (475)
All-Purpose Yards	Keylon Stokes (799)
Scoring	Josh Johnson (36)
Kick Scoring	Zack Long (61)
Touchdowns	Josh Johnson (6)

X'Zauvea Gadlin (6-4, 314) started all 12 games at right tackle in the 2019 campaign but sat out last season. Bryce Bray (6-4, 323) sat out last year as well after transferring from Oklahoma State, where he started 11 contests in 2019. Both Gadlin and Bray give the Hurricane versatility as to where they can line up on the offensive front.

That's not all the starting experience that returns to the front line. Graduate guard Tiller Bucktrot (6-4, 307) has played in 45 games with five offensive line starts, while redshirt freshman Jaden Muskrat (6-3, 303) started the final game of the 2020 season at right tackle for an injured Chris Paul.

Muskrat will start the preseason behind Smith at left tackle, while Bucktrot and Gadlin are listed at the left guard spot.

Sophomore Gabe Cantu (6-4, 294), from Tulsa's Union High School, played as a true freshman last season and is listed as the backup at the center position. Cantu is joined by Nebraska transfer Will Farniok (6-3, 295), who appeared in four games over the last two seasons with the Cornhuskers.

On the right side, sophomores Chester Baah (6-3, 302) and Jeremy Jones (6-5, 319) sit behind Couch at the guard spot. At right tackle, Bray and redshirt freshman Dillon Wade (6-4, 302) are listed to back up Paul.

Versatility is the term that can be used for the Hurricane offensive front in 2021, as multiple players have seen valuable playing and have been coached to play multiple positions on the line.

Tight Ends

The tight end position has been critical to the offensive success for the Hurricane and nothing will change in the 2021 campaign.

Tulsa returns three letterwinners at tight end, including two players who have started games in their careers.

Sophomore Ethan Hall (6-3, 240) started four games last year, while junior James Palmer (6-1, 237) has started 10 games in the last two seasons. The tandem has combined for 13.3 yards per catch and two touchdowns over the past two campaigns.

Senior letterman Abe Anderson (6-3, 246) has seen valuable playing time in a reserve role for the Hurricane.

Two redshirts, sophomore Grayson Boomer (6-5, 247) and Bayne Tryon (6-2, 233), bring good size and athleticism to the position. Boomer, the younger brother of quarterback Seth, sat out last season after transferring from Oklahoma State.

Wide Receivers

The receiver position is loaded with returnees from the 2020 campaign as seven letterwinners return to the unit, including four that each totaled over 25 receptions and 13 yards per catch a year ago.

In all, 99.6 percent of Tulsa's receiving yards from last season is back.

Leading the way for the Hurricane is fifth-year senior Keylon Stokes (5-10, 198). The inside receiver has led Tulsa in receiving yards in each of the last three seasons. He caught 46 passes for 644 yards and three TDs a year ago.

A year earlier, Stokes went over 1,000 yards on 62 receptions for 1,040 yards and six touchdowns. He enters the 2021 campaign with 2,402 receiving yards and 11 touchdowns to rank 12th on the school's career receiving chart.

Stokes is joined by – Sam Crawford Jr. (6-1, 209) and JuanCarlos Santana (6-0, 176) – in the starting lineup at receiver. Crawford, a two-year starter, caught 28 passes for 374 yards and one TD last year, while Santana hauled in 34 receptions for 544 yards, four TDs and a team-high 16.0 yards per catch. There was perhaps no bigger catch in 2020 then Santana's 'Hail Mary' reception in the end zone to pull the Hurricane to within an extra point



Dylan Couch

as time expired in regulation against Tulane.

Senior Josh Johnson (5-11, 179) may have come off the bench in most of the nine games a season ago, but he was dynamic with 38 receptions for 499 yards and a team-best six touchdowns.

The entire quartet of receivers at the top of the Hurricane receiving chart will each surpass 1,000 career yards early in the 2021 season. Stokes with 2,402 and Crawford with 1,151 yards already reached the mark, while Johnson needs just six yards to reach 1,000 yards in his Tulsa career and Santana is 223 yards shy of the 1,000-yard plateau.

Seniors Josh Stewart (6-3, 212) and Cannon Montgomery (5-10, 174) and sophomore Malik Rodgers (5-10-170) have also seen valuable playing time at the receiver spot for the Hurricane. Stewart caught 10 passes for 94 yards and Rodgers had 85 yards on seven receptions a year ago, while Montgomery started one game and had one reception.

Transfer Ezra Naylor II (6-4, 206) brings great size to the Hurricane receiving corps. He comes to Tulsa from Kansas after catching five passes for 66 yards last season. Two redshirt freshmen looking to get some playing time this season are Malachai Jones (6-0, 189) and Jalen Paxton (6-0, 182).

Both Jones and Paxton had solid prep careers before spending 2020 with a redshirt season. Jones totaled 87 receptions for 1,806 yards and 19 TDs in his three seasons at Westfield (Texas) High School, while Paxton caught 41 passes for 854 yards and 11 TDs his senior season at Manvel (Texas) High School, the same school that produced Stokes.

Rookies Scottie Alexander (6-2, 198) and Marquis Shoulders (5-10, 165) also bring solid credentials from the Texas High School ranks, while walk-ons Kamdyn Benjamin (5-9, 168), Kemani Brown (5-10, 160) and Corbin Daniels (6-1, 182) add depth to the receiving corps.



Tyler Smith



Tyarise Stevenson

THE DEFENSE

Defensive Line

The defensive line returns eight letterwinners to Tulsa's 3-man front with a total of 56 starts among four of those returnees.

Tackle Jaxon Player (6-0, 294), a fourth-year senior, joins fifth-year senior nose guard Tyarise Stevenson (6-3, 365) and fourth-year junior end Anthony Goodlow (6-5, 274) as Tulsa's returning starters.

Player made the move from nose to tackle last year and created a perfect fortress in the interior of the defensive front with Stevenson. Player, who has 17 career starts, totaled 37 tackles and was second on the team with 9.5 stops for lost yardage. Stevenson, who has started 27 career games, is a mountain of a man in the middle. Last year, he totaled 17 tackles and 2.5 TFLs.

Goodlow started five of Tulsa's nine games and tallied 32 tackles, while sharing the team-high for sacks with four.

Cullen Wick (6-4, 264) will battle with Goodlow for the starting spot at the end position. Wick has seven career starts and last year totaled 12 stops and 3.5 tackles for lost yardage in an injury-laden season.

Senior Deven Lamp (6-4, 253) missed most of the 2020 season with injuries, but when healthy he can be effective against opposing offenses. He will split time on both sides of the defensive front. Sophomore Everitt Rogers (6-2, 303) saw valuable playing time at nose guard last year as a true freshman and will once again make a strong one-two punch with Stevenson.

Another returning letterwinner who played as a true freshman last season was Haydon Grant (6-5, 250). He, like Rogers, will only get better with playing time and experience. Grant's first career tackle went for a four-yard loss in the USF game a year ago.

Graduate transfer Elijah Taylor (6-3, 280) will add more pop to the defensive front. He brings collegiate experience from Notre Dame and most recently Eastern Kentucky. In his career, Taylor has totaled 52 tackles and five stops for lost yardage.

The Hurricane will look for added depth from returnees Bryce Alonso (6-3, 254) and Joseph Anderson (6-0, 272), both juniors, as well as sophomores Cooper Laake (6-3, 262) and Darrias Murdock (6-4, 273).

Tulsa's lone high school newcomer to the defensive line is all-state selection Owen Ostroski

DEFENSE

RETURNING TOTALS

Tackles.....	484
Tackles for Loss.....	52.5/178
Sacks.....	19/98
Interceptions.....	1
Pass Breakups.....	24
Forced Fumbles.....	8
Fumble Recoveries.....	8

RETURNING PRODUCTION

Tackles.....	77%
Tackles for Loss.....	76%
Sacks.....	82.6%
Interceptions.....	0.2%
Pass Breakups.....	75%
Forced Fumbles.....	80%
Fumble Recoveries.....	80%

RETURNING LEADERS

Tackles.....	Kendarin Ray (63)
Tackles for Loss.....	Jaxon Player (9.5/-26)
Sacks.....	Anthony Goodlow (4/-20)
Interceptions.....	Justin Wright (1)
Pass Breakups.....	Kendarin Ray (7)
Forced Fumbles.....	Bryson Powers (2)
Fumble Recoveries.....	Bryson Powers (2)



Jaxon Player

(6-2, 245) from nearby Holland Hall High School. Ostroski was dominant as a senior while racking up 94 tackles, 41 for loss and 15 sacks in helping his prep team register a 12-0 record en route to a Class 3A state title.

Linebackers

The biggest loss that the Hurricane linebacking corps endured from last year was when College Football's Defensive Player of the Year Zaven Collins declared for the NFL draft and was chosen with the 16th pick in the first round by the Arizona Cardinals.

Collins was the Bronko Nagurski, Chuck Bednarik and Lombardi Award winner in 2020, while also earning Consensus All-America and AAC Defensive Player of the Year accolades.

But... the cupboard is not bare in 2021.

A total of eight lettermen return as does six players with starting collegiate experience, including five with the Hurricane.

Graduate Treyvon Reeves (6-2, 224) is the returning starter at the STAR position and back for his fifth season of competition after tallying 43 tackles and 5.5 stops for lost yardage last year. Senior Grant Sawyer (6-2, 220) will battle Reeves for the starting spot, but no matter who gets the nod both will see considerable playing time. A year ago, Sawyer totaled 23 tackles and was fourth on the squad with seven tackles for lost yardage.

Junior Brian Johnson (6-1, 193), who transferred to Tulsa last year from Texas A&M, will also compete for playing time. He had five stops in just six games a season ago. Freshman Jaden Moore (6-3, 220) and walk-on Sam Clayton (6-0, 201) add depth at the STAR spot.

Second-team all-conference selection Justin Wright (6-2, 239) returns to hold down the starting spot at the MIKE position. He had a break-out year in 2020 with 62 tackles, nine stops for -23 yards and also had one interception and one fumble

recovery. Sophomore Dorian Hopkins (6-0, 235) saw valuable playing time last year at the MIKE slot while totaling nine tackles.

Walk-ons Trevor Reh (6-2, 223) and Daniel Giddens II (6-1, 217) add depth to the position.

The task of filling in for the All-American Collins at the WILL position will fall to returnees Robert Revels III (6-2, 217) and Yohance Burnett (6-1, 223) and graduate transfer Jon-Michael Terry (6-3, 252)

In 2018, the WILL position was Revels' until an injury sidelined him and gave way for Collins to star. Since then, Revels has seen valuable playing time before and after the injury and this year will compete for a starting spot. After transferring from Navarro Junior College, Burnett missed the 2018 and 2020 seasons with ACL injuries. In 2019, he played in all 12 games and collected 34 tackles.

Terry comes to Tulsa after playing 42 games in four seasons at Oklahoma. He had 52 career tackles and 5.5 stops for lost yards with the Sooners.

Junior Mitchell Kulkin (6-0, 213) and sophomore Bershard Glaspie Jr. (6-2, 209) add depth to the WILL position. Kulkin was a key member of the special teams unit last year and when called upon at linebacker performed solidly.

Tulsa's Defense in AAC & NCAA Rankings for 2020

Category	Avg/Pct.	AAC	NCAA
Total Defense	333.6	2nd	19th
Scoring Defense	21.6	2nd	27th
Rushing Defense	144.6	2nd	43rd
Passing Defense	189.0	2nd	18th
Fumble Recoveries	10	T2nd	8th
Pass Eff. Defense	119.7	2nd	19th
3rd Down Conv. Defense	32.6	1st	15th
Red Zone Defense	75.0	3rd	20th



Justin Wright

Defensive Secondary

Tulsa returns 10 lettermen to the secondary, including six players who have started at least one game in their careers.

The safety and nickel safety positions return eight of those letterwinners.

Tulsa's returning leader in tackles and pass breakups is strong safety Kendarin Ray (6-4, 200). The junior had 63 tackles and seven breakups a year ago. He is backed up by sophomore Jaise Oliver (6-2, 201) and Jett Hendrix (6-0, 189). Oliver totaled 11 tackles, while Hendrix had five stops.

The free safety spot is manned by returning starter TieNeal Martin (6-1, 203), while LJ Wallace (6-3, 200) also brings experience to the position. Martin had 27 tackles and six pass breakups in the



Treyvon Reeves



Kendarin Ray



Cristian Williams



Lachlan Wilson

2020 season.

Redshirt freshman Sean O'Keefe (6-2, 194) continues in providing length on the backend for the Hurricane and will be looked upon to add quality depth in 2020. True freshman ion Hopes (6-3, 180) also adds great size and athletic ability at the safety spot.

At the nickel safety position, graduate Cristian Williams (6-0, 180) returns for a seventh year due to the COVID year. He returned in 2020 after being granted the year when he missed most of the 2018 season with what at the time was thought to be a career-ending injury.

Williams totaled 48 stops and four pass breakups a year ago, while backup Bryson Powers (6-0, 198) totaled 17 tackles, forced two fumbles and had two fumble recoveries. Powers has made eight career starts for the Hurricane.

Daiquain Jackson (5-10, 213) has played a vital role on Tulsa's special teams unit, but also adds solid depth at the nickel spot.

Walk-ons Brad Hensley (6-0, 172) at free safety and Hunter Rangel (5-9, 180) at nickel add depth to the positions.

The cornerback position was hit the hardest by departures as starters Akayleb Evans, Allie Green and Ryan Nixon left the roster. Two letterwinners – Tyon Davis (6-0, 180) and Reggie Ellis (6-0, 185) – return the only experience on the corners.

Davis saw considerable playing time in all nine games a year ago and recorded 16 tackles, including 14 solos, and added two pass breakups and forced one fumble. Ellis saw playing time in the secondary as well as on special teams and had three tackles as a redshirt freshman.

The Hurricane will look toward incoming transfers Travon Fuller (6-1, 180), Kenney Solomon (6-0, 185) and Tyree Carlisle (6-1, 180) to help fill the void at cornerback. Fuller is a graduate transfer from Texas A&M, where he played in 40 games and recorded 21 tackles for the Aggies.

Solomon comes to Tulsa after two seasons at Tennessee, playing his freshman season at corner and running back as a sophomore. Carlisle is a junior college transfer from Independence Community College.

A pair of redshirt freshmen, DaMarco Williams (6-5, 190) and Kylon Washington (6-2, 207), bring great size and length to the corners.

THE SPECIAL TEAMS

Tulsa's special teams returns its four specialists for the 2021 campaign.

After handling only kickoffs a year earlier, Zack Long (6-2, 177) was called upon to take over placements in 2020. Long took over placements after the first game and went on to knock through 12-of-15 field goals and 25-of-26 PATs. He has also averaged 56.4 yards in his two seasons handling the kick-off duties.

Long's adventure to his role as Tulsa's kicker is not the normal path. He only played soccer in high school and didn't kick a football until joining the Tulsa football team as a walk-on in the spring of 2019.

Redshirt freshman Tyler Tipton (6-2, 183) will compete for the kicking duties, while fellow fresh-

man redshirt Alex Haight (5-10, 172) is also on hand.

Australian Lachlan Wilson (6-3, 194) returns for his second season as the Hurricane punter. The sophomore did not begin playing American football until arriving on campus in the fall of 2019. Before coming to the states, Wilson played Australian football for the Heidelberg Football Club, where he started four years and played the full forward position, which requires punting for goals and passing.

Wilson was solid in his first season as Tulsa's punter with an average of 42.9 yards, while placing 14 of his 42 punts inside the 20-yard line. In just his second career game, Wilson punted seven times for a 45.1 average with four placed inside the 10-yard line and a long of 67 yards in Tulsa's win over #11 UCF. For his performance, Wilson was named the league's Special Teams Player of the Week.

Adam Higuera (6-1, 224) returns for his fifth year as Tulsa's deep snapper. Higuera has been steady handling all the deep snapping duties and was recognized this preseason as an All-America projection by Phil Steele's College Football Magazine.

As steady as Higuera has been snapping, so has holder Cannon Montgomery (5-10, 174), who enters his fourth year as the holder on all placements.

Keylon Stokes (5-10, 198), ranked third all-time for all-purpose yardage in school history with 3,956 yards, is back for the Hurricane. He has tallied 1,244 kickoff return and 99 punt return yards in his career.

Stokes and a bevy of talented skill players will have opportunities to handle returns this year.

2021 Tulsa Depth Chart

Players who started at least one game in 2020 are in **Bold**

TULSA OFFENSE

LT	56 Tyler Smith (6-6, 322, So-1L) 79 Jaden Muskrat (6-3, 303, Fr-RS)
LG	75 Dante Bivens (6-4, 324, Sr-3L) 68 Tiller Bucktrot (6-4, 307, Gr-4L) 78 X'Zauvea Gadlin (6-4, 314, So-1L)
C	66 Gerard Wheeler (6-3, 337, Sr-2L) 50 Gabe Cantu (6-4, 294, So-1L) 52 Will Farniok (6-3, 295, Jr-TR)
RG	73 Dylan Couch (6-3, 297, Gr-3L) 76 Chester Baah (6-3, 302, So-SQ) 74 Jeremy Jones (6-5, 319, So-1L)
RT	71 Chris Paul (6-4, 324, Sr-3L) 77 Bryce Bray (6-4, 323, So-RS) 72 Dillon Wade (6-4, 302, Fr-RS)
TE	47 Ethan Hall (6-3, 240, So-1L) 32 James Palmer (6-1, 237, Jr-2L) 38 Abe Anderson (6-3, 246, Sr-2L) 19 Grayson Boomer (6-5, 247, So-RS) 80 Bayne Tryon (6-2, 233, Fr-RS)
QB	7 Davis Brin (6-2, 201, Jr-1L) 12 Seth Boomer (6-3, 201, Sr-3L) 10 Roman Fuller (6-4, 196, Fr-RS) 1 Braylon Braxton (6-3, 205, Fr-HS) 16 Carson Collins (6-1, 205, So-SQ)
RB	3 Shamari Brooks (5-8, 190, Sr-3L) 8 Deneric Prince (6-0, 215, Jr-1L) 23 Anthony Watkins (5-11, 207, So-1L) 24 Steven Anderson (6-2, 242, Jr-TR) 6 Jordan Ford (5-10, 188, Jr-JC) 29 Bill Jackson (5-10, 195, Fr-HS)
WR	9 Sam Crawford Jr. (6-1, 209, Sr-3L) 13 Malachai Jones (6-0, 189, Fr-RS) 0 Ezra Naylor II (6-4, 206, Gr-TR) 22 Scottie Alexander (6-2, 198, Fr-HS) 28 Corbin Daniels (6-1, 182, Jr-SQ)
IR	2 Keylon Stokes (5-10, 198, Sr-4L) 4 Josh Johnson (5-11, 179, Sr-2L) 20 Cannon Montgomery (5-10, 174, Sr-3L) 15 Malik Rodgers (5-10, 170, So-1L) 18 Kamdyn Benjamin (5-9, 168, So-SQ) 26 Marquis Shoulders (5-10, 165, Fr-HS) 88 Kemani Brown (5-10, 160, Fr-RS)
WR	5 JuanCarlos Santana (6-0, 176, Sr-2L) 11 Josh Stewart (6-3, 212, Gr-3L) 84 Jalen Paxton (6-0, 182, Fr-RS)

TULSA DEFENSE

DE	91 Cullen Wick (6-3, 264, Gr-3L) 94 Anthony Goodlow (6-5, 274, Jr-2L) 52 Deven Lamp (6-4, 253, Sr-2L) 9 Vincent Ume-Ezeoke (6-1, 256, So-SQ) 93 Bryce Alonso (6-3, 254, Jr-RS)
NG	97 Tyarise Stevenson (6-3, 365, Gr-4L) 99 Everitt Rogers (6-2, 303, So-1L) 44 Joseph Anderson (6-0, 272, Jr-1L) 95 Cooper Laake (6-3, 262, So-SQ) 92 Darrias Murdock (6-4, 273, So-SQ)
DT	90 Jaxon Player (6-0, 294, Sr-3L) 58 Elijah Taylor (6-3, 280, Gr-TR) 98 Haydon Grant (6-5, 250, So-1L) 48 Owen Ostroski (6-2, 245, Fr-HS)
STAR	11 Treyvon Reeves (6-2, 224, Gr-4L) 19 Grant Sawyer (6-2, 220, Sr-3L) 8 Brian Johnson (6-1, 193, Jr-1L) 20 Jaden Moore (6-3, 220, Fr-HS) 33 Sam Clayton (6-0, 201, So-SQ)
MIKE	30 Justin Wright (6-2, 239, Jr-2L) 41 Dorian Hopkins (6-0, 235, So-1L) 54 Trevor Reh (6-2, 223, So-SQ) 47 Daniel Giddens II (6-1, 217, Fr-RS)
WILL	4 Robert Revels III (6-2, 217, Gr-4L) OR 35 Yohance Burnett (6-1, 223, Sr-1L) OR 6 Jon-Michael Terry (6-3, 252, Gr-TR) 40 Mitchell Kulkin (6-0, 213, Jr-2L) 46 Bershard Glaspie (6-2, 209, So-SQ)
NKL	3 Cristian Williams (6-0, 180, Gr-4L) 21 Bryson Powers (6-0, 198, Sr-3L) 9 Daiquain Jackson (5-10, 213, Sr-3L) 37 Hunter Rangel (5-9, 180, So-SQ)
FS	7 TieNeal Martin (6-1, 203, Sr-2L) 20 LJ Wallace (6-3, 200, Jr-1L) 10 Sean O'Keefe (6-2, 194, Fr-RS) 16 Zion Hopes (6-3, 180, Fr-HS) 18 Brad Hensley (6-0, 172, So-SQ)
SS	1 Kendarin Ray (6-4, 200, Jr-2L) 25 Jaise Oliver (6-2, 201, So-1L) 28 Jett Hendrix (6-0, 189, Jr-2L)
CB	0 Tyon Davis (6-0, 180, Sr-2L) 2 Travon Fuller (6-1, 180, Gr-TR) 24 DaMarco Williams (6-5, 190, Fr-RS)
CB	15 Reggie Ellis (6-0, 185, So-1L) 5 Kenney Solomon (6-0, 185, So-TR) 12 Tyree Carlisle (6-1, 180, So-JC) 34 Kaylon Washington (6-2, 207, Fr-RS)

TULSA SPECIALISTS

PK	90 Zack Long (6-2, 177, Gr-2L)
	43 Tyler Tipton (6-2, 183, Fr-RS)
	95 Alex Haight (5-10, 172, Fr-RS)
KO	90 Zack Long (6-2, 177, Gr-2L)
	43 Tyler Tipton (6-2, 183, Fr-RS)
P	37 Lachlan Wilson (6-3, 194, So-1L)
DS	42 Adam Higuera (6-1, 224, Gr-4L)
HO	20 Cannon Montgomery (5-10, 174, Sr-3L)

RETURNING LETTERMEN (53)

38	Abe Anderson**	TE
44	Joseph Anderson*	DL
75	Dante Bivens***	OL
13	Seth Boomer***	QB
7	Davis Brin*	QB
3	#Shamari Brooks***	RB
68	Tiller Bucktrot****	OL
35	#Yohance Burnett*	LB
50	Gabe Cantu*	C
73	Dylan Couch***	OL
9	Sam Crawford Jr.***	WR
0	Tyon Davis**	CB
15	Reggie Ellis*	CB
78	#X'Zauvea Gadlin*	OL
94	Anthony Goodlow**	DL
98	Haydon Grant*	DL
47	Ethan Hall*	TE
28	Jett Hendrix**	SAF
42	Adam Higuera****	DS
41	Dorian Hopkins*	LB
27	Daiquain Jackson***	SAF
8	Brian Johnson*	LB
13	Josh Johnson**	WR
74	Jeremy Jones*	OL
40	Mitchell Kulkin**	LB
58	Deven Lamp**	DL
90	Zack Long**	PK
7	TieNeal Martin**	SAF
20	Cannon Montgomery***	WR/HO
25	Jaise Oliver*	SAF
32	James Palmer**	TE
71	Chris Paul***	OL
90	Jaxon Player***	DL
21	Bryson Powers***	NKL
8	Deneric Prince*	RB
1	Kendarin Ray**	SAF
24	Treyvon Reeves****	LB
4	Robert Revels III****	LB
15	Malik Rodgers*	WR
99	Everitt Rogers*	DL
5	JuanCarlos Santana**	WR
19	Grant Sawyer***	LB
56	Tyler Smith*	OL
97	Tyarise Stevenson****	DL
1	Josh Stewart***	WR
2	Keylon Stokes****	WR
22	LJ Wallace*	SAF
23	Anthony Watkins*	RB
66	Gerard Wheeler**	C
91	Cullen Wick***	DL
3	Cristian Williams****	NKL
37	Lachlan Wilson*	P
30	Justin Wright**	LB

*Letters Earned

#Did not play in 2020, but lettered in previous seasons

LETTERMEN RETURNING BY POSITION (53)**Offense (24)**

Offensive Line: 9
 Quarterbacks: 2
 Running Backs: 3
 Tight Ends: 3
 Receivers: 7

Defense (26)

Defensive Line: 8
 Linebackers: 8
 Secondary: 10

Specialists (3)

Place-kicker: 1
 Punter: 1
 Deep Snapper: 1

LETTERMEN LOST BY POSITION (10)**Offense (4)**

Offensive Line: 0
 Quarterbacks: 1
 Running Backs: 3
 Tight Ends: 0
 Receivers: 0

Defense (6)

Defensive Line: 1
 Linebackers: 1
 Secondary: 4

Specialists (0)

Place-kicker: 0
 Punter: 0

LETTERMEN LOST (10)**Offense (4)**

6 Christian Lovick, RB*
 11 Zach Smith, QB**
 24 Corey Taylor, RB****
 21 TK Wilkerson, RB**

Defense (6)

23 Zaven Collins, LB***
 26 Akayleb Evans, CB***
 12 Allie Green IV, CB****
 13 Lamar Mullins, SAF*
 5 Ryan Nixon, CB*
 88 Raquan Thompson, DL*

*Letters Earned**

2021 TULSA TEAM ANALYSIS**RETURNING STARTERS (20)****Offense (9)**

Dante Bivens	OG	6-4	324	Sr-3L	9 starts
Dylan Couch	OG	6-3	297	Gr-3L	9 starts
Sam Crawford Jr.	WR	6-1	209	Sr-3L	9 starts
Ethan Hall	TE	6-3	240	So-1L	4 starts
Chris Paul	OT	6-4	324	Jr-2L	8 starts
Juan Carlos Santana	WR	6-0	176	Sr-2L	9 starts
Tyler Smith	OT	6-6	322	So-1L	9 starts
Keylon Stokes	WR	5-10	198	Sr-4L	9 starts
Gerard Wheeler	C	6-3	337	Sr-2L	9 starts

Defense (8)

Anthony Goodlow	DE	6-5	274	Jr-2L	5 starts
TieNeal Martin	SAF	6-1	203	Sr-2L	6 starts
Jaxon Player	DT	6-0	294	Sr-3L	9 starts
Kendarin Ray	SAF	6-4	208	Jr-2L	9 starts
Treyvon Reeves	LB	6-2	224	Gr-4L	8 starts
Tyarise Stevenson	NG	6-3	365	Gr-4L	9 starts
Cristian Williams	NKL	6-0	180	Gr-4L	9 starts
Justin Wright	LB	6-2	234	Jr-2L	9 starts

Specialists (4)

Adam Higuera	DS	6-1	224	Gr-4L	9 starts
Zack Long	KO	6-2	177	Sr-2L	9 starts
Cannon Montgomery	HO	5-10	174	Sr-3L	9 starts
Lachlan Wilson	P	6-3	194	So-1L	9 starts

OTHER PLAYER CAREER STARTS:

Offense: Seth Boomer, QB (8), Shamari Brooks, RB (24), Tiller Bucktrot, OG (5), Josh Johnson, WR (4), Cannon Montgomery, WR (1), Jaden Muskrat, OL (1), James Palmer, TE (10), Deneric Prince, RB (2)

Defense: Tyon Davis, CB (1), Bryson Powers, NKL (8), Robert Revels III, LB (3), Grant Sawyer, LB (2), Cullen Wick, DE (7)

STARTERS LOST (5)**Offense (2)**

Zach Smith	QB	6-3	224	2L	9 starts
Corey Taylor II	RB	5-10	215	4L	3 starts

Defense (3)

Zaven Collins	LB	6-4	260	3L	8 starts
Akayleb Evans	CB	6-2	188	3L	9 starts
Allie Green IV	CB	6-3	206	4L	8 starts

PRONUNCIATION GUIDE

Shamari Brooks ... Sha – mar – ee
 Yohance Burnett ... Yo – Hahn – see
 Gabe Cantu ... Can – too
 Travon Fuller ... Tray – von
 X'Zauvea Gadlin ... Zah – ve - ay
 Daiquain Jackson ... Day – qwan
 Kendarin Ray ... Ken – dare – in
 Treyvon Reeves ... Tray – von
 Malik Rodgers ... Mah – Leek
 Tyarise Stevenson ... Tie – air – is
 Vincent Ume-Ezeoki ... Uu – may – ee – zz – okay

2021 Tulsa Football Numerical Roster

No.	Player	Pos.	Ht.	Wt.	Cl/Exp	Hometown	Previous School
0	Tyon Davis	CB	6-0	180	Sr-2L/JC	Putnam City, Okla.	Putnam City West/NEO A&M
0	Ezra Naylor II	WR	6-4	206	Gr-TR	Atlanta, Ga.	North Atlanta/Kansas
1	Braylon Braxton	QB	6-3	205	Fr-HS	Frisco, Texas	Independence
1	Kendarin Ray	S	6-4	208	Jr-2L/RS	Brenham, Texas	Brenham
2	Travon Fuller	CB	6-1	180	Gr-TR	Athens, Texas	Athens / Texas A&M
2	Keylon Stokes	WR	5-10	198	Sr-4L	Manvel, Texas	Manvel
3	Shamari Brooks	RB	5-8	194	Sr-3L/RS	Tulsa, Okla.	Union
3	Cristian Williams	NKL	6-0	180	Gr-4L/MR	Dallas, Texas	Lincoln
4	Josh Johnson	WR	5-11	179	Sr-2L/TR	Little Rock, Ark.	Central Christian/Iowa State
4	Robert Revels III	LB	6-2	217	Gr-4L/MR	Houston, Texas	John H. Reagan
5	JuanCarlos Santana	WR	6-0	176	Sr-2L/RS	Katy, Texas	Katy
5	Kenney Solomon	CB	6-0	185	So-TR	Myrtle Beach, SC	Socastee/Tennessee
6	Jordan Ford	RB	5-10	188	Jr-JC	Chattanooga, Tenn.	Notre Dame/Garden City CC
6	Jon-Michael Terry	LB	6-3	252	Gr-TR	Tulsa, Okla.	Victory Christian/Oklahoma
7	Davis Brin	QB	6-2	201	Jr-1L/RS	Boerne, Texas	Champion
7	TieNeal Martin	S	6-1	203	Sr-2L/MR	Sacramento, Calif.	Grant HS/Yuba College
8	Brian Johnson	LB	6-1	198	Jr-1L/RS/TR	Manvel, Texas	Manvel/Texas A&M
8	Deneric Prince	RB	6-0	215	Jr-1L/TR/RS	Manvel, Texas	Manvel/Texas A&M
9	Sam Crawford Jr.	WR	6-1	209	Sr-3L/RS	Rockwall, Texas	Rockwall
9	Daiquain Jackson	NKL	5-10	213	Sr-3L/RS	Mesquite, Texas	Poteet
10	Roman Fuller	QB	6-4	196	Fr-RS	Decatur, Texas	Decatur
10	Sean O'Keefe	S	6-2	194	Fr-RS	San Saba, Texas	San Saba
11	Treyvon Reeves	LB	6-2	224	Gr-4L/RS	Fort Worth, Texas	Boswell
11	Josh Stewart	WR	6-3	202	Gr-3L/RS	Cedar Hill, Texas	Cedar Hill
12	Seth Boomer	QB	6-3	201	Sr-3L/RS	Collinsville, Okla.	Collinsville
12	Tyree Carlisle	CB	6-1	180	So-JC	LaGrange, Ga.	Troup County/Independence CC
13	Malachai Jones	WR	6-0	189	Fr-RS	Spring, Texas	Westfield
15	Reggie Ellis	CB	6-0	185	So-1L/RS	Houston, Texas	Aldine Davis
15	Malik Rodgers	WR	5-10	170	So-1L/RS/TR*	Pearland, Texas	Shadow Creek/Air Force
16	Carson Collins	QB	6-0	195	So-SQ/WO	Lucas, Texas	Lovejoy
16	Zion Hopes	S	6-3	180	Fr-HS	Jefferson, Texas	Jefferson
18	Kamdyn Benjamin	WR	5-9	168	So-SQ/WO	Midlothian, Texas	Cedar Hill
18	Brad Hensley	S	6-0	172	So-SQ/RS/WO	Tulsa, Okla.	Cascia Hall
19	Grayson Boomer	TE	6-5	247	So-RS/TR	Collinsville, Okla.	Collinsville/Oklahoma State
19	Grant Sawyer	LB	6-2	220	Sr-3L	Argyle, Texas	Liberty Christian
20	Cannon Montgomery	WR	5-10	174	Sr-3L/WO/RS	Tulsa, Okla.	Cascia Hall Prep
20	Jaden Moore	LB	6-3	220	Fr-HS	Shreveport, La.	Green Oaks
21	Bryson Powers	NKL	6-0	198	Sr-3L/RS	Spring, Texas	Klein Collins
22	Scottie Alexander	WR	6-2	198	Fr-HS	Collierville, Tenn.	Collierville
22	LJ Wallace	S	6-2	200	Jr-1L/JC	Atwater, Calif.	Iowa Western CC
23	Anthony Watkins	RB	5-11	207	So-1L/TR	Fort Worth, Texas	South Hills/Missouri
24	Steven Anderson	RB	6-2	242	Jr-TR	Live Oak, Fla.	Suwannee/Southern Miss
24	DaMarco Williams	CB	6-5	190	Fr-RS/P	Temple, Texas	Temple
25	Bill Jackson	RB	5-10	195	Fr-HS	St. Louis, Mo.	Cardinal Ritter College Prep
25	Jaise Oliver	S	6-2	201	So-1L/RS	Fairfield, Texas	Fairfield
26	Marquis Shoulders	WR	5-10	165	Fr-HS	Katy, Texas	Katy Tompkins
28	Corbin Daniels	WR	6-1	182	Jr-SQ/WO	Tulsa, Okla.	Holland Hall/NEO A&M
28	Jett Hendrix	S	6-0	189	Jr-2L/RS*	Cleveland, Texas	Cleveland
30	Justin Wright	LB	6-2	239	Jr-2L/RS	Abilene, Texas	Cooper
32	James Palmer	TE	6-1	237	Jr-2L/RS	Moore, Okla.	Westmoore
33	Sam Clayton	LB	6-0	201	So-SQ/WO	Prosper, Texas	Legacy Christian
34	Kaylon Washington	CB	6-2	207	Fr-RS/P	Forest Hill, Texas	North Crowley

35	Yohance Burnett	LB	6-1	223	Sr-1L/RS/MR	Pearland, Texas	Dawson/Navarro JC
37	Hunter Rangel	NKL	5-9	180	So-SQ/RS/WO	Houston, Texas	Cy-Fair
37	Lachlan Wilson	P	6-3	194	So-1L/RS	Victoria, Australia	Xavier College
38	Abe Anderson	TE	6-3	246	Sr-2L/RS*	Tulsa, Okla.	Metro Christian
40	Mitchell Kulkin	LB	6-0	213	Jr-2L/WO/RS	Jenks, Okla.	Jenks
41	Dorian Hopkins	LB	6-0	235	So-1L/RS	Memphis, Tenn.	University School
42	Adam Higuera	DS	6-1	224	Gr-4L	Gilbert, Arizona	Perry
43	Tyler Tipton	PK	6-2	183	Fr-RS/P	Little Elm, Texas	Little Elm
44	Joseph Anderson	DL	6-0	272	Jr-1L/WO/RS	Anadarko, Okla.	Anadarko
46	Bershard Glaspie Jr.	LB	6-2	209	So-SQ/RS	Mesquite, Texas	Mesquite Poteet
47	Daniel Giddens II	LB	6-1	217	Fr-RS/WO	Broken Arrow, Okla.	Summit Christian Academy
47	Ethan Hall	TE	6-3	240	So-1L/RS	Bixby, Okla.	Bixby
48	Owen Ostroski	DL	6-2	245	Fr-HS	Tulsa, Okla.	Holland Hall
50	Gabe Cantu	C	6-4	294	So-1L	Catoosa, Okla.	Union
52	Will Farniok	C	6-3	295	Jr-TR	Sioux Falls, SD	Washington/Nebraska
52	Deven Lamp	DL	6-4	253	Sr-2L/RS	Cedar Hill, Texas	Cedar Hill
54	Trevor Reh	LB	6-2	223	So-SQ/RS/WO	San Diego, Calif.	Cathedral Catholic
56	Tyler Smith	OL	6-6	322	So-1L/RS	Fort Worth, Texas	North Crowley
58	Elijah Taylor	DL	6-3	280	Gr-TR	Cincinnati, Ohio	Moeller/Notre Dame/Eastern Kentucky
66	Gerard Wheeler	C	6-3	337	Sr-2L/RS	Plano, Texas	Plano
68	Tiller Bucktrot	OL	6-4	307	Gr-4L/RS	Stroud, Okla.	Stroud
71	Chris Paul	OL	6-4	324	Sr-3L/RS	Houston, Texas	Jersey Village
72	Dillon Wade	OL	6-4	302	Fr-RS	Houston, Texas	Cypress Falls
73	Dylan Couch	OL	6-3	297	Gr-3L/TR	Pryor, Okla.	Pryor/Kansas State
74	Jeremy Jones	OL	6-5	319	So-1L/RS	Lewisville, Texas	Lewisville
75	Dante Bivens	OL	6-4	324	Sr-3L/RS	Spring, Texas	Klein Collins
76	Chester Baah	OL	6-3	302	So-SQ/RS	Tulsa, Okla.	Edison
77	Bryce Bray	OL	6-4	323	So-RS/TR	Bixby, Okla.	Bixby/Oklahoma State
78	X'Zauvea Gadlin	OL	6-4	314	So-1L/RS/O	Arlington, Texas	Mansfield Summit
79	Jaden Muskrat	OL	6-3	303	Fr-RS/P	Bentonville, Ark.	Bentonville West
80	Bayne Tryon	TE	6-2	233	Fr-RS/P	Houston, Texas	Cy-Fair
84	Jalen Paxton	WR	6-0	182	Fr-RS	Houston, Texas	Manvel
88	Kemani Brown	WR	5-10	160	Fr-RS/WO	Miami, Fla	Northwestern
90	Zack Long	PK	6-2	177	Gr-2L/WO	Pacific, Mo.	Eureka Park
90	Jaxon Player	DL	6-0	294	Sr/3L	Waco, Texas	Midway
91	Cullen Wick	DL	6-3	264	Gr-3L/JC	Hallettsville, Texas	Sacred Heart/Blinn JC
92	Darrias Murdock	DL	6-4	273	So-SQ/RS	Tulsa, Okla.	Union
93	Bryce Alonso	DL	6-3	254	Jr-RS/P	Tulsa, Okla.	Bishop Kelley/NE Oklahoma A&M
94	Anthony Goodlow	DL	6-5	274	Jr-2L/RS	Del City, Okla.	Del City
95	Alex Haight	PK	5-10	172	Fr-RS/WO	Owasso, Okla.	Owasso
95	Cooper Laake	DL	6-3	262	So-SQ/RS	Austin, Texas	Bowie
96	Vincent Ume-Ezeoke	DL	6-1	256	So-SQ/RS/WO	Pflugerville, Texas	Pflugerville
97	Tyarise Stevenson	DL	6-3	365	Gr-4L/RS	Donaldsonville, La.	Donaldsonville
98	Haydon Grant	DL	6-5	250	So-1L	Owasso, Okla.	Owasso
99	Everitt Rogers	DL	6-2	303	So-1L	Killeen, Texas	Ellison

L – Letters Earned

P – Played 4 or less games in redshirt season

RS – Has used a redshirt year

SQ – Squad member, no letter earned

* – Former walk-on now on scholarship

WO – Current Walk-on athlete

TR – Transferred to Tulsa

MR – Received medical redshirt

2021 Tulsa Football Alphabetical Roster

No.	Player	Pos.	Ht.	Wt.	Cl/Exp	Hometown	Previous School
22	Scottie Alexander	WR	6-2	198	Fr-HS	Collierville, Tenn.	Collierville
93	Bryce Alonso	DL	6-3	254	Jr-RS/P	Tulsa, Okla.	Bishop Kelley/NE Oklahoma A&M
38	Abe Anderson	TE	6-3	246	Sr-2L/RS*	Tulsa, Okla.	Metro Christian
44	Joseph Anderson	DL	6-0	272	Jr-1L/WO/RS	Anadarko, Okla.	Anadarko
24	Steven Anderson	RB	6-2	242	Jr-TR	Live Oak, Fla.	Suwannee/Southern Miss
76	Chester Baah	OL	6-3	302	So-SQ/RS	Tulsa, Okla.	Edison
18	Kamdyn Benjamin	WR	5-9	168	So-SQ/WO	Midlothian, Texas	Cedar Hill
75	Dante Bivens	OL	6-4	324	Sr-3L/RS	Spring, Texas	Klein Collins
19	Grayson Boomer	TE	6-5	247	So-RS/TR	Collinsville, Okla.	Collinsville/Oklahoma State
12	Seth Boomer	QB	6-3	201	Sr-3L/RS	Collinsville, Okla.	Collinsville
1	Braylon Braxton	QB	6-3	205	Fr-HS	Frisco, Texas	Independence
77	Bryce Bray	OL	6-4	323	So-RS/TR	Bixby, Okla.	Bixby/Oklahoma State
7	Davis Brin	QB	6-2	201	Jr-1L/RS	Boerne, Texas	Champion
3	Shamari Brooks	RB	5-8	194	Sr-3L/RS	Tulsa, Okla.	Union
88	Kemani Brown	WR	5-10	160	Fr-RS/WO	Miami, Fla.	Northwestern
68	Tiller Bucktrot	OL	6-4	307	Gr-4L/RS	Stroud, Okla.	Stroud
35	Yohance Burnett	LB	6-1	223	Sr-1L/RS/MR	Pearland, Texas	Dawson/Navarro JC
50	Gabe Cantu	C	6-4	294	So-1L	Catoosa, Okla.	Union
12	Tyree Carlisle	CB	6-1	180	So-JC	LaGrange, Ga.	Troup County/Independence CC
33	Sam Clayton	LB	6-0	201	So-SQ/WO	Prosper, Texas	Legacy Christian
16	Carson Collins	QB	6-0	195	So-SQ/WO	Lucas, Texas	Lovejoy
73	Dylan Couch	OL	6-3	297	Gr-3L/TR	Pryor, Okla.	Pryor/Kansas State
9	Sam Crawford Jr.	WR	6-1	209	Sr-3L/RS	Rockwall, Texas	Rockwall
28	Corbin Daniels	WR	6-1	182	Jr-SQ/WO	Tulsa, Okla.	Holland Hall/NEO A&M
0	Tyon Davis	CB	6-0	180	Sr-2L/JC	Putnam City, Okla.	Putnam City West/NEO A&M
15	Reggie Ellis	CB	6-0	185	So-1L/RS	Houston, Texas	Aldine Davis
52	Will Farniok	C	6-3	295	Jr-TR	Sioux Falls, SD	Washington/Nebraska
6	Jordan Ford	RB	5-10	188	Jr-JC	Chattanooga, Tenn.	Notre Dame/Garden City CC
10	Roman Fuller	QB	6-4	196	Fr-RS	Decatur, Texas	Decatur
2	Travon Fuller	CB	6-1	180	Gr-TR	Athens, Texas	Athens / Texas A&M
78	X'Zauvea Gadlin	OL	6-4	314	So-1L/RS/O	Arlington, Texas	Mansfield Summit
47	Daniel Giddens II	LB	6-1	217	Fr-RS/WO	Broken Arrow, Okla.	Summit Christian Academy
46	Bershard Glaspie Jr.	LB	6-2	209	So-SQ/RS	Mesquite, Texas	Mesquite Poteet
94	Anthony Goodlow	DL	6-5	274	Jr-2L/RS	Del City, Okla.	Del City
98	Haydon Grant	DL	6-5	250	So-1L	Owasso, Okla.	Owasso
95	Alex Haight	PK	5-10	172	Fr-RS/WO	Owasso, Okla.	Owasso
47	Ethan Hall	TE	6-3	240	So-1L/RS	Bixby, Okla.	Bixby
28	Jett Hendrix	S	6-0	189	Jr-2L/RS*	Cleveland, Texas	Cleveland
18	Brad Hensley	S	6-0	172	So-SQ/RS/WO	Tulsa, Okla.	Cascia Hall
42	Adam Higuera	DS	6-1	224	Gr-4L	Gilbert, Arizona	Perry
16	Zion Hopes	S	6-3	180	Fr-HS	Jefferson, Texas	Jefferson
41	Dorian Hopkins	LB	6-0	235	So-1L/RS	Memphis, Tenn.	University School
25	Bill Jackson	RB	5-10	195	Fr-HS	St. Louis, Mo.	Cardinal Ritter College Prep
9	Daiquain Jackson	NKL	5-10	213	Sr-3L/RS	Mesquite, Texas	Poteet
8	Brian Johnson	LB	6-1	198	Jr-1L/RS/TR	Manvel, Texas	Manvel/Texas A&M
4	Josh Johnson	WR	5-11	179	Sr-2L/TR	Little Rock, Ark.	Central Christian/Iowa State
74	Jeremy Jones	OL	6-5	319	So-1L/RS	Lewisville, Texas	Lewisville
13	Malachai Jones	WR	6-0	189	Fr-RS	Spring, Texas	Westfield
40	Mitchell Kulkin	LB	6-0	213	Jr-2L/WO/RS	Jenks, Okla.	Jenks
95	Cooper Laake	DL	6-3	262	So-SQ/RS	Austin, Texas	Bowie
52	Deven Lamp	DL	6-4	253	Sr-2L/RS	Cedar Hill, Texas	Cedar Hill
90	Zack Long	PK	6-2	177	Gr-2L/WO	Pacific, Mo.	Eureka Park

7	TieNeal Martin	S	6-1	203	Sr-2L/MR	Sacramento, Calif.	Grant HS/Yuba College
20	Cannon Montgomery	WR	5-10	174	Sr-3L/WO/RS	Tulsa, Okla.	Cascia Hall Prep
20	Jaden Moore	LB	6-3	220	Fr-HS	Shreveport, La.	Green Oaks
92	Darrias Murdock	DL	6-4	273	So-SQ/RS	Tulsa, Okla.	Union
79	Jaden Muskrat	OL	6-3	303	Fr-RS/P	Bentonville, Ark.	Bentonville West
0	Ezra Naylor II	WR	6-4	206	Gr-TR	Atlanta, Ga.	North Atlanta/Kansas
10	Sean O'Keefe	S	6-2	194	Fr-RS	San Saba, Texas	San Saba
25	Jaise Oliver	S	6-2	201	So-1L/RS	Fairfield, Texas	Fairfield
48	Owen Ostroski	DL	6-2	245	Fr-HS	Tulsa, Okla.	Holland Hall
32	James Palmer	TE	6-1	237	Jr-2L/RS	Moore, Okla.	Westmoore
71	Chris Paul	OL	6-4	324	Sr-3L/RS	Houston, Texas	Jersey Village
84	Jalen Paxton	WR	6-0	182	Fr-RS	Houston, Texas	Manvel
90	Jaxon Player	DL	6-0	294	Sr/3L	Waco, Texas	Midway
21	Bryson Powers	NKL	6-0	198	Sr-3L/RS	Spring, Texas	Klein Collins
8	Deneric Prince	RB	6-0	215	Jr-1L/TR/RS	Manvel, Texas	Manvel/Texas A&M
37	Hunter Rangel	NKL	5-9	180	So-SQ/RS/WO	Houston, Texas	Cy-Fair
1	Kendarin Ray	S	6-4	208	Jr-2L/RS	Brenham, Texas	Brenham
11	Treyvon Reeves	LB	6-2	224	Gr-4L/RS	Fort Worth, Texas	Boswell
54	Trevor Reh	LB	6-2	223	So-SQ/RS/WO	San Diego, Calif.	Cathedral Catholic
4	Robert Revels III	LB	6-2	217	Gr-4L/MR	Houston, Texas	John H. Reagan
15	Malik Rodgers	WR	5-10	170	So-1L/RS/TR*	Pearland, Texas	Shadow Creek/Air Force
99	Everitt Rogers	DL	6-2	303	So-1L	Killeen, Texas	Ellison
5	JuanCarlos Santana	WR	6-0	176	Sr-2L/RS	Katy, Texas	Katy
19	Grant Sawyer	LB	6-2	220	Sr-3L	Argyle, Texas	Liberty Christian
26	Marquis Shoulders	WR	5-10	165	Fr-HS	Katy, Texas	Katy Tompkins
56	Tyler Smith	OL	6-6	322	So-1L/RS	Fort Worth, Texas	North Crowley
5	Kenney Solomon	CB	6-0	185	So-TR	Myrtle Beach, SC	Socastee/Tennessee
97	Tyarise Stevenson	DL	6-3	365	Gr-4L/RS	Donaldsonville, La.	Donaldsonville
11	Josh Stewart	WR	6-3	202	Gr-3L/RS	Cedar Hill, Texas	Cedar Hill
2	Keylon Stokes	WR	5-10	198	Sr-4L	Manvel, Texas	Manvel
58	Elijah Taylor	DL	6-3	280	Gr-TR	Cincinnati, Ohio	Moeller/Notre Dame/Eastern Kentucky
6	Jon-Michael Terry	LB	6-3	252	Gr-TR	Tulsa, Okla.	Victory Christian/Oklahoma
43	Tyler Tipton	PK	6-2	183	Fr-RS/P	Little Elm, Texas	Little Elm
80	Bayne Tryon	TE	6-2	233	Fr-RS/P	Houston, Texas	Cy-Fair
96	Vincent Ume-Ezeoke	DL	6-1	256	So-SQ/RS/WO	Pflugerville, Texas	Pflugerville
72	Dillon Wade	OL	6-4	302	Fr-RS	Houston, Texas	Cypress Falls
22	LJ Wallace	S	6-2	200	Jr-1L/JC	Atwater, Calif.	Iowa Western CC
34	Kaylon Washington	CB	6-2	207	Fr-RS/P	Forest Hill, Texas	North Crowley
23	Anthony Watkins	RB	5-11	207	So-1L/TR	Fort Worth, Texas	South Hills/Missouri
66	Gerard Wheeler	C	6-3	337	Sr-2L/RS	Plano, Texas	Plano
91	Cullen Wick	DL	6-3	264	Gr-3L/JC	Hallettsville, Texas	Sacred Heart/Blinn JC
3	Cristian Williams	NKL	6-0	180	Gr-4L/MR	Dallas, Texas	Lincoln
24	DaMarco Williams	CB	6-5	190	Fr-RS/P	Temple, Texas	Temple
37	Lachlan Wilson	P	6-3	194	So-1L/RS	Victoria, Australia	Xavier College
30	Justin Wright	LB	6-2	239	Jr-2L/RS	Abilene, Texas	Cooper

L – Letters Earned

P – Played 4 or less games in redshirt season

RS – Has used a redshirt year

SQ – Squad member, no letter earned

* – Former walk-on now on scholarship

WO – Current Walk-on athlete

TR – Transferred to Tulsa

MR – Received medical redshirt

93

Bryce Alonso

Defensive Lineman
6-4 • 254 • Jr-RS
Tulsa, Okla.



TULSA — In his second season at Tulsa after transferring from Northeastern Oklahoma A&M.

2020 — Redshirted in the 2020 season ... saw limited action in two games, including the USF and Mississippi State games.

JUNIOR COLLEGE — Was a two-year letterwinner at Northeastern Oklahoma A&M ... earned second-team all-SWJFCF honors as a sophomore ... tallied 35 tackles, five TFLs and four sacks in 2019 ... was credited with 20 tackles his freshman season ... junior college coach was Zach Allen.

HIGH SCHOOL — Played his prep football at Bishop Kelley High School ... totaled 92 tackles, 15 sacks, 4 fumble recoveries and one interception in his final two seasons ... was credited with 53 tackles, nine sacks and two fumble recoveries his senior campaign in 2017 ... high school coach was JJ Tappana.

PERSONAL — Enjoys fishing ... favorite pro sports team is the Kansas City Chiefs ... J.J. Watt is his favorite NFL player ... began playing football at age 10 ... favorite superhero is Wolverine ... favorite sports movie is *Remember the Titans* ... his go-to-snack is peanut butter ... uses the word 'ambitious' to best describe himself ... has two siblings ... parents are Tony and Cindy Alonso ... majoring in exercise & sports science ... born May 17, 1999.

38

Abe Anderson

Tight End
6-3 • 246 • Sr-2L
Tulsa, Okla.



TULSA — A two-year letterwinner ... originally signed to play football at Oklahoma City University ... spent time at Tulsa Community College before coming to Tulsa prior to the 2018 season ... has played in 20 career games.

2020 — Played in all nine games ... saw playing time on offense, special teams and the defensive line ... was credited with a total of four tackles ... had three stops against SMU and also had one tackle against Mississippi State.

2019 — Saw his first playing time in 2019 when he played in 11 games ... missed the Navy contest ... saw action on special teams and at the tight end position.

2018 — Did not see playing time.

HIGH SCHOOL — Played his prep football at Metro Christian Academy, where he was a two-way

standout ... played quarterback and linebacker ... totaled 342 career tackles ... passed for 3,656 yards and 33 touchdowns his senior season ... was credited with 94 tackles, three sacks and two fumble recoveries his senior campaign ... completed 263-of-414 passes for 3,660 yards and 33 touchdowns as a junior ... led his team to an upset of No. 1 Anadarko in the 2014 state playoffs his junior season ... also lettered in baseball and wrestling ... high school coach was Jared McCoy.

PERSONAL — Enjoys fishing and grilling ... favorite NFL team is the Chicago Bears ... favorite pro sports team is the Oklahoma City Thunder ... his favorite NFL player is Khalil Mack ... began Motocross racing at the age of 4 ... favorite sport to play other than football is tennis ... his favorite sports movie is *Remember the Titans* ... NFL great Gale Sayers is the most famous person he has met ... his grandfather, Ken Lemek, played baseball at Georgia Southern and for the Cleveland Indians ... parents are Charlie and Susie Anderson ... earned his degree in media studies ... working on his master's in business ... born June 21, 1997.

44

Joseph Anderson

Defensive Lineman
6-0 • 272 • Jr-1L
Anadarko, Okla.



TULSA — A returning letterwinner ... a walk-on athlete ... has played in six career games.

2020 — Played in five games ... collected three tackles ... had one tackle each against USF, ECU and Mississippi State.

2019 — Saw his first career action in the season finale at East Carolina.

2018 — Was a squad member.

HIGH SCHOOL — Was a four-year letterwinner at Anadarko High School ... started three years on defense and two years on offense ... played tight end and fullback on offense and linebacker on defense ... collected 410 career tackles ... was credited with 143 tackles his senior season ... high school coach was Kent Jackson.

PERSONAL — Enjoys fishing and hunting ... favorite NFL team is the Chicago Bears ... Aaron Donald is his favorite NFL player ... favorite TV show is "Family Guy" ... his favorite musician is Hank Williams, Jr. ... his favorite movie is *American Sniper* ... favorite sports movie is *Remember the Titans* ... began playing football at age 8 ... a hashtag to describe himself is #motivated ... his favorite TV show is "Family Guy" ... majoring in exercise & sports science ... parents are Tracy and Ada Anderson ... born Nov 14, 1999.

J. ANDERSON'S CAREER STATISTICS

Defense	G-GS	UT	AT	Tot	Loss	Sack	FR	FF	PBU	INT
2018	Redshirt									
2019 (Fr)	1-0	0	0	0	0/0	0/0	0	0	0	0
2020 (So)	5-0	0	3	3	0.5/-1	0/0	0	0	0	0
Totals	6-0	0	3	3	0.5/-1	0/0	0	0	0	0

76

Chester Baah

Offensive Lineman
6-3 • 302 • So-SQ
Tulsa, Okla.



TULSA — Was a squad member of 2020 ... saw his first collegiate playing time in 2020 with one offensive snap at USF ... was one of several freshmen to sit out the 2019 season due to redshirt status.

HIGH SCHOOL — Played his prep football at Edson High School ... was a three-year letterwinner and starter ... played on the offensive and defensive lines ... totaled 118 pancake blocks in his career ... finished with 65 pancakes on offense his senior season ... was credited with 39 tackles, two sacks and a fumble recovery as a senior ... had a high game of 14 pancakes in a win over Ada ... earned first-team all-metro and all-state honors by the *Tulsa World* ... was the District 5A-3 Offensive Player of the Year ... rated as the No. 14 prospect in the state of Oklahoma by *Rivals.com* ... received a 3-star rating from *Rivals.com* ... rated as the No. 25 prospect in the state of Oklahoma by *247Sports* ... had a 3-star rating from *247Sports* ... high school coach was Tony Daniels.

PERSONAL — Favorite sports movie is *Remember the Titans* ... began playing football at age 14 ... his favorite NFL player is Tom Brady ... favorite professional athlete is Argentine soccer star Lionel Messi ... favorite TV show is "Supernatural" ... lists the New England Patriots as his favorite NFL team ... the Patriots and Barcelona are his favorite pro sports teams ... moved from Ghana, West Africa at the age of 12 ... favorite childhood game was soccer ... has two older brothers ... parents are William Baah and Mathilda Aidoo ... his stepfather is Tony Aidoo ... majoring in exercise & sports science ... born in December 2, 2000 in Accra, Ghana.

75

Dante Bivens

Offensive Lineman
6-4 • 324 • Sr-3L
Spring, Texas



TULSA — A three-year letterwinner and returning starter ... has played in 23 career games and has started 16 contests.

2020 — Started all nine games at left guard after playing right guard in 2019 ... was an honorable mention all-AAC selection ... graded 84-percent on 92 snaps against Tulane ... played 88 snaps and graded 85-percent vs. #19 SMU.

2019 — Played in 11 of 12 games ... played the first eight games at right guard and started seven of those contests ... did not start the final four games but played offensive snaps against UCF and ECU ... missed the Houston game ... also played on special teams ... made his first career start at right guard in the second game of the season at San Jose State ... played in a reserve role in the season opener at Michigan State.

2018 — Played in three games ... saw his first career action in the 4th quarter vs. UConn ... also played on special teams vs. Memphis and Navy.

2017 — Was one of several true freshmen to sit out the 2017 season due to redshirt status.

HIGH SCHOOL — Was a three-year letterwinner and starter at Klein Collins High School ... played offensive guard and tackle ... was on team's that posted a three-year record of 33-6 ... helped lead his team to a 13-2 record and state semifinal appearance as a senior ... was an integral cog in a high-powered offense that averaged 41 points and 281 rushing yards per game ... ranked at No. 52 in the *Houston Chronicle's* Area Top-100 ... named his team's Offensive MVP his senior season ... earned second-team all-Greater Houston area honors as a senior ... had a three-star ranking by both *Scout.com* and *Rivals.com* ... was a first-team all-district 15-6A selection as a junior and senior ... high school coach was Drew Svoboda.

PERSONAL — Lists *The Blind Side* as his favorite sports movie ... American rapper Future is his favorite musician ... his favorite food is pizza ... favorite vacation spot is the Dominican Republic ... has three brothers ... parents are Carl and Althea Bivens ... earned his degree exercise & sports science ... born November 18, 1998.

19
Grayson Boomer
Tight End
6-5 • 247 • So-RS
Collinsville, Okla.



TULSA — Sat out last season after transferring from Oklahoma State ... enrolled at Tulsa in January 2020.

PREVIOUS COLLEGE — Did not play in his true freshman season of 2019 at OSU due to an injury.

HIGH SCHOOL — Played at Collinsville High School under coach Kevin Jones ... led Collinsville to a 12-1 record and an appearance in the Oklahoma 5A state semifinals ... also helped the Cardinals compete in the state playoffs in 2015 and 2016 ... rated as a four-star prospect by *ESPN* and *247Sports* ... tabbed a three-star talent by *Rivals* ... earned a spot in the ESPN 300, checking at No. 190 ... *ESPN* ranked him as the second-best player to come out of the state of Oklahoma and the fifth-best tight end nationally ... was rated as the No. 3 prospect out of Oklahoma and the seventh-best tight end nationally by *247Sports* ... ranked No. 5 on *The Oklahoman's*

Super 30 recruit rankings ... earned first-team All-District 5A-4 honors, as well as honorable mention all-state merits with *The Oklahoman* and *Tulsa World* ... was a Mr. Football Oklahoma honoree from *VYPE Magazine* ... contributed primarily as a blocker at Collinsville early in his career, hauling in 15 passes as a sophomore and two during a junior campaign that was cut short due to injury.

PERSONAL — Favorite NFL team is the Dallas Cowboys ... his favorite pro sports team is the Oklahoma City Thunder ... favorite book is *Outliers* by Malcolm Gladwell ... began playing football at age 9 ... favorite NFL player is Julian Edelman ... best vacation spot is Greece ... Batman is his favorite superhero ... the one person he would most like to meet, dead or alive, is Abraham Lincoln ... biggest fear is snakes ... UFC's Sean O'Malley is his favorite pro athlete ... younger brother of Tulsa quarterback Seth Boomer ... parents are Kurt and Ashley Boomer ... majoring in organizational studies ... born February 11, 2000.

12
Seth Boomer
Quarterback
6-3 • 201 • Sr-3L
Collinsville, Okla.



TULSA — A three-year letterwinner ... has played in 13 career games and has eight starts ... has career totals of 1,535 yards and 10 touchdowns for 118 yards per game.

2020 — Played in two games ... saw action in the USF and Tulane games ... came in against Tulane after an injury to starter Zach Smith before leaving with an injury late in the 3rd quarter ... completed 7-of-13 passes for 60 yards on the season, all coming in the Tulane game.

2019 — Played in three games — OSU, UCF and ECU ... completed 8-of-15 passes for 97 yards and one TD on the season ... entered the UCF game for the last series of the 1st half and played the entire 2nd half in place of injured Zach Smith ... completed 6-of-10 passes for 87 yards and one TD, covering 17 yards that tied the game at 31-31 ... also gained nine yards on two carries vs. UCF ... saw his first playing time vs. Oklahoma State and completed 2-of-5 passes for 10 yards.

2018 — Played and started the final eight games in his first collegiate season ... completed 101-of-198 passes for 1,378 yards and nine TDs ... in the final five games, completed 61.2-percent of his passes (74-of-121) for 945 yards, seven TDs and just two INTs ... completed 20-of-27 passes for a career-high 251 yards and had one TD vs. SMU ... had a career-long 70-yard toss against SMU ... completed 19-of-28 passes for 206 yards against Navy ... completed 14-of-26 passes for 140 yards and one TD at Memphis ... completed 9-of-14 passes for 168 yards and four TDs vs. UConn, with TD passes covering 3, 26, 38 and 18 yards and also had a one-yard TD run ... his four TD passes against UConn is the most in school history for a freshman ... completed 12-of-26 passes for 180 yards and one TD vs. Tulane ... threw a 65-yard

pass against Arkansas ... rushed for a season-high 46 yards on 11 carries vs. USF ... saw his first game action in a starting role at Houston ... completed 13-of-31 passes for 227 yards and one TD in that game ... led Tulsa to a TD on his first possession, capping it off with a 33-yard TD pass ... his 227 yards was the second-most ever for a Tulsa freshman making their collegiate debut, second only to TJ Rubley's 386 yards vs. Oklahoma State as a true freshman in 1987 ... his 227 yards ranks as the 11th highest passing game for a Tulsa freshman quarterback.

2017 — Was one of several true freshmen to sit out due to redshirt status.

HIGH SCHOOL — Was a two-year letterwinner and starter at Collinsville High School ... started at quarterback and safety both years ... threw for 2,092 yards and 22 touchdowns his senior season, while rushing for 130 yards ... had six stops from his safety position ... led his team to the Class 5A state quarterfinals as a senior and the championship game his junior campaign ... had a three-star *Scout.com* ranking ... was a *Tulsa World* honorable mention all-state and all-metro selection as a senior ... named to the OCA Class 5A East all-star team his senior season, while rushing for 186 yards ... named the District 5A-4 MVP ... threw for 252 yards on 17 completions in the state final against Altus High School in 2015 ... completed 108-of-191 passes for 1,987 yards and 22 touchdowns his junior season, while also running for 186 yards on 42 times ... also lettered four years in basketball and two years in track ... high school coach was Kevin Jones.

PERSONAL — Favorite professional sports team is the Oklahoma City Thunder ... the Dallas Cowboys is his favorite NFL team ... his favorite NFL player is Aaron Rodgers ... enjoys duck hunting and playing golf, tennis and basketball ... knocked in a hole-in-one on the golf course ... favorite movie is *Jack Reacher* ... lists Tiger Woods as his favorite professional athlete ... best vacation spot is Mexico and the Cayman Islands ... his favorite actor is Edward Norton ... favorite sports movie is *Miracle* ... favorite ice cream is mint chocolate chip ... a member of the Fellowship of Christian Athletes ... the one person, dead or alive, he would most like to meet at Abraham Lincoln ... began playing football at age 11 ... his younger brother, Grayson, is a Tulsa tight end ... parents are Kurt and Ashley Boomer ... received his degree in business management ... working on his MBA ... born April 27, 1998.

BOOMER'S CAREER STATISTICS

Passing	G-GS	Com	Att	Yds	Int	TD	Pct	Ypg	Long
2017	Redshirt								
2018 (Fr)	8-8	101	198	1378	4	9	51.0	172.2	70
2019 (So)	3-0	8	15	97	0	1	53.3	32.3	26
2020 (Jr)	2-0	7	13	60	1	0	53.8	30.0	17
Totals	13-8	116	226	1535	5	10	51.3	118.0	70

Rushing	G-GS	Att	Gain	Loss	Net	TD	Avg	Long
2017	Redshirt							
2018 (Fr)	8-8	58	230	159	71	1	1.2	30
2019 (So)	3-0	3	10	1	9	0	3.0	10
2020 (Jr)	2-0	4	22	7	15	0	3.8	14
Totals	13-8	65	262	167	95	1	1.5	30

77

Bryce Bray

Offensive Lineman
6-4 • 323 • So-RS
Bixby, Okla.



TULSA — Sat out the 2020 season after transferring from Oklahoma State.

PREVIOUS COLLEGE — Spent two years at Oklahoma State ... played in all 13 games and started 11 contests in 2019 between right tackle, left tackle and left guard ... helped pave the way for an OSU offense that rushed for 229.6 yards per game ... redshirted in the 2018 season, but saw action in one game, playing at Baylor.

HIGH SCHOOL — Was a four-year letterwinner at Bixby High School ... helped his team win the Oklahoma Class 6A-II state championship in each of his first three seasons and finished as runner-up in 2017 ... helped Bixby post 39 wins in his four seasons ... was a first-team all-state selection by the *Tulsa World* in 2016 ... was also an all-district selection ... anchored a Bixby offensive line that paved the way for the Spartans to rush for 210.2 yards per game in 2017 ... Bixby finished the 2017 season with 2,522 rushing yards on 489 carries behind the Bray-led offensive line ... also played basketball and competed in track and field ... ranked as the No. 1 offensive guard in the state of Oklahoma according to *Scout* ... rated as a four-star prospect by *ESPN* and a high three-star prospect by *247Sports* and *Rivals* ... *ESPN*, *247Sports* and *Rivals* all ranked him as a top-15 player in the state of Oklahoma, at Nos. 7, 10 and 14, respectively ... *247Sports* listed him as the No. 26 offensive guard in the 2018 recruiting class, while *ESPN* ranked him as the No. 30 player at his position ... high school coach was Loren Montgomery.

PERSONAL — Favorite NFL team is the Dallas Cowboys ... lists *The Blind Side* as his favorite sports movie ... his favorite movie is *Lone Survivor* ... his favorite pro athlete is Russell Westbrook ... began playing football at age 5 ... his dad played football at Oklahoma for two years ... his parents are Doug and Christy Bray ... has one older brother ... majoring in organizational studies ... born April 3, 2000.

7

Davis Brin

Quarterback
6-2 • 201 • Jr-1L
Boerne, Texas



TULSA — A returning letterwinner ... has played in four career games ... was an early enrollee in January 2018 following his senior season at Boerne Champion High School ... has completed 19-of-29 passes for 268 yards in 4 career games

2020 — Played in two games ... completed 19-of-29 passes for 268 yards and two TDs ... saw his most extensive action against Tulane, coming in late in the

3rd quarter for an injured Seth Boomer ... led Tulsa to a 30-24 comeback win, leading Tulsa on three 4th quarter touchdown drives to tie the score at 21 at the end of regulation ... completed 18-of-28 passes for 266 yards and two TDs, while rushing for an 18-yard TD in the Tulane game ... threw a 'Hail Mary' 37-yard pass to JC Santana in the end zone at the 0:00 mark to tie the score ... was named the AAC's Co-Offensive Player of the Week for his performance ... saw his first action of the season in the USF game, completing his first career passing attempt for two yards.

2019 — Played in the one game ... making his second career appearance at East Carolina when he quarterbacked Tulsa's last series of the game.

2018 — Redshirted his true freshman season ... saw action in one game ... saw his only playing time against UConn and had one rushing attempt.

HIGH SCHOOL — Was a three-year letterwinner at Boerne Champion High School, and two-year starter at quarterback ... completed 463-of-799 passes for 6,650 yards and 58 touchdowns during his career, while rushing for 795 yards, a 4.9 average and 15 touchdowns on 162 carries ... threw for 2,548 yards and 24 TDs and rushed for 414 yards and six touchdowns as a senior ... named first-team Academic All-State as a senior ... was chosen to play in the San Antonio Sports All-Star Football Game ... threw for 3,535 yards and 30 touchdowns his junior season ... earned first-team all-district and all-area honors as a junior, while being named the San Antonio Quarterback Club Player of the Year ... earned a three-star *Rivals.com* rating ... passed for 567 yards and four TDs his sophomore season ... also lettered two years in track, while tying the school record in the high jump with a jump of 6'4" ... high school coach was Keith Kaiser.

PERSONAL — Enjoys fishing and watching Netflix ... favorite NFL team is the Dallas Cowboys, while his favorite NFL player is Tom Brady ... his favorite pro sports team is the San Antonio Spurs ... the one person he would like to meet, dead or alive, is Michael Jordan ... favorite TV show is "The Office" ... Superman is his favorite superhero ... his favorite actor is Will Ferrell ... lists *Sandlot* as his favorite sports movie ... his dream job would be to be a financial advisor for professional athletes ... his favorite movie is *Step Brothers* ... began playing football at age 7 ... has one younger sister ... parents are Barry and Lara Brin ... a member of the Fellowship of Christian Athletes ... majoring in finance ... born February 7, 2000.

BRIN'S CAREER STATISTICS

Passing	G-GS	Com	Att	Yds	Int	TD	Pct	Ypg	Long
2018 (RS)	1-0	0	0	0	0	0	.000	.000	0
2019 (Fr)	1-0	0	0	0	0	0	.000	.000	0
2020 (So)	2-0	19	29	268	0	2	.655	134.0	37
Totals	4-0	19	29	268	0	2	.655	67.0	37

Rushing	G-GS	Att	Gain	Loss	Net	TD	Avg	Long
2018 (RS)	1-0	1	0	0	0	0	0.0	0
2019 (Fr)	1-0	0	0	0	0	0	0.0	0
2020 (So)	2-0	4	19	8	11	1	2.8	18
Totals	4-0	5	19	8	11	1	2.2	18

3

Shamari Brooks

Running Back
5-8 • 194 • Sr-3L
Tulsa, Okla.



TULSA — A three-year letterwinner and two-year starter ... missed the 2020 season with an injury ... has played in 32 career games and has 24 starts ... has 2,700 career rushing yards and 23 touchdowns ... ranks 5th on the school's career rushing chart ... his 23 rushing TDs ranks 12th on the school's all-time list ... has 12 career 100+ rushing games and seven multiple TD games.

2020 — Missed the season after suffering an ACL injury the week prior to the season opener ... was named to the preseason watch list for the 2020 Doak Walker and Maxwell Awards.

2019 — Played and started all 12 games ... earned second-team all-conference honors ... had a team-high 1,046 yards and rushed for six TDs in 2019 ... became the 21st player in school history to rush for 1,000 yards in a single season ... his 1,046 yards is the 16th best in a single season for a Tulsa runner ... had four 100+ rushing games in 2019 ... earned AAC weekly honor roll merits for his performances vs. San Jose State and Memphis ... had a career-best 202 yards for a 12.6 average on 16 carries at ECU, while two of his carries went for 64 and 55 yards ... also had his first career TD reception with a two-yard score in the ECU contest ... had 156 yards and one touchdown vs. #25 Memphis ... went over 2,000 career yards with a 95-yard performance on 16 carries at SMU ... had 67 yards against Wyoming, while his last run was what proved to be a game-winning 19-yard touchdown ... totaled 107 yards and 2 TDs vs. Oklahoma State ... had 140 yards and one TD on 29 carries at San Jose State.

2018 — Played in 11 of 12 games ... started all 11 of those games in which he played ... missed the Houston game with an injury ... rushed for 967 yards and seven touchdowns ... totaled four 100-yard rushing games in his sophomore season ... had a season-best 151 yards on 17 carries vs. UConn, averaging 8.9 yards per carry, and was named to the AAC weekly honor roll for that performance ... totaled 100 yards and two TDs vs. #23 USF ... had 115 yards for a 5.5 average on 21 carries vs. Arkansas State ... opened the season with 129 yards and two TDs on 27 carries for a 4.8 average vs. UCA.

2017 — Played in nine games as a true freshman ... missed the final three games of the season after suffering a broken collarbone in the ninth game at SMU ... rushed for 687 yards, 5.8 average and 10 touchdowns ... had four 100+ rushing games this season, including a string of three straight 100+ rushing games ... finished his rookie season with the highest single-season rushing total for a Tulsa true freshman, and was second overall for all freshmen (true or red-shirt), trailing Reggie Williams (1995) by 68 yards ... played only the 1st quarter at SMU because of an injury ... had a career-best

164 yards and two touchdowns against UConn in his first career start, earning AAC weekly honor roll mention ... rushed for 111 yards and one TD vs. Houston ... totaled 104 yards and two touchdowns on 12 carries against Tulane ... had his first career 100-yard rushing game with 141 yards and three touchdowns at Toledo ... earned honor roll recognition by the American Athletic Conference for his performance against Toledo ... among his three TDs was a season-long run of 63 yards ... totaled 79 yards and one touchdown for a 6.6 average against Louisiana.

HIGH SCHOOL — Was a four-year letterwinner at Tulsa Union High School ... had career totals of 3,326 yards and 43 touchdowns, while tallying 107 tackles on defense ... rushed for 2,018 yards and 28 TDs his senior season ... led his prep team to the Class 6A-1 state championship as a senior ... earned first-team all-state honors by the *Tulsa World* ... ranked No. 18 on *The Oklahoman's* Super 30 for 2017 ... rushed for 568 yards and 10 touchdowns in three state playoff games ... was named the MVP of the state championship game after gaining 232 yards and three TDs on 34 carries against Norman North in the state final ... had a Backyard Bowl record of 270 yards vs. Jenks High School and also rushed for 242 yards and seven TDs against Owasso High School ... combined to rush for 1,303 yards and 12 TDs on 187 carries in a backup role as a sophomore and junior ... high school coach was Kirk Fridrich.

PERSONAL — Lists the New Orleans Saints as his favorite NFL team ... Alvin Kamara is his favorite NFL player ... favorite actor is Will Smith ... his favorite pro sports team is the Los Angeles Lakers ... the person, dead or alive, he would most like to meet is Michael Jackson ... favorite superhero is Superman ... his favorite movie is *Project X* ... his favorite sports movie is *Remember the Titans* ... lists the cheetah as his favorite animal ... favorite book is *The Last True Story I'll Ever Tell* ... other than playing professional football, his dream job would be as a sports agent ... began playing football at age 9 ... the most famous person he's ever met is Adrian Peterson ... his go-to-snack is fruit snacks ... favorite pro athlete is LeBron James ... has four siblings ... majoring in organizational studies ... born May 21, 1998.

BROOKS' CAREER STATISTICS

Rushing	G-GS	Att	Gain	Loss	Net	TD	Avg	Long
2017 (Fr)	9-1	119	699	12	687	10	5.8	63
2018 (So)	11-11	229	1018	51	967	7	4.2	37
2019 (Jr)	12-12	227	1117	71	1046	6	4.6	64
2020	Medical Hardship							
Totals	32-24	575	2834	134	2700	23	4.7	64

Receiving	G-GS	Rec	Yds	Avg	TD	Long
2017 (Fr)	9-1	1	4	4.0	0	4
2018 (So)	11-11	6	31	5.2	0	16
2019 (Jr)	12-12	9	49	5.4	1	18
2020	Medical Hardship					
Totals	32-24	16	84	5.3	1	18

BROOKS' CAREER 100-YARD RUSHING GAMES (12)

Yards	TDs	Att	Opponent	Year
202	0	16	East Carolina	2019
164	2	31	@ UConn	2017
156	1	36	Memphis	2019
151	0	17	UConn	2018
141	3	18	@ Toledo	2017
140	1	29	@ San Jose State	2019
129	2	27	UCA	2018
115	0	21	Arkansas State	2018
111	1	18	Houston	2017
107	2	29	Oklahoma State	2019
104	2	12	@ Tulane	2017
100	2	28	USF	2018

68

Tiller Bucktrot

Offensive Lineman

6-4 • 307 • Gr-4L

Stroud, Okla.



TULSA — A four-year letterwinner ... has played in 45 career games and has five starts.

2020 — Played in all nine games, mostly on special teams ... played offensive snaps against OSU, USF and SMU ... saw action on the offensive front with 19 snaps in the season opener at OSU ... played six snaps vs. USF and two snaps against SMU.

2019 — Played in all 12 games ... started the season opener against Michigan State at right guard for his only start of the season ... also saw action on offensive against #23 Cincinnati, Houston and East Carolina ... played on the special teams.

2018 — Played in all 12 games on special teams ... started four games at right guard ... started the UCA, Texas, Temple and Houston games.

2017 — Played in all 12 games on special teams, including the punt team, FGs and PATs ... saw his first collegiate action in the season opener at Oklahoma State.

2016 — Was one of several true freshmen to sit out the season due to redshirt season.

HIGH SCHOOL — Was a four-year letterwinner and three-year starter at Stroud High School ... started on the offensive and defensive lines for three years ... was on teams that compiled a four-year record of 37-11 ... helped lead his team to a 10-2 record and the second round of the state playoffs both his junior and senior seasons ... was named to the OCA all-state team ... was the District 2A-5 Offensive Lineman of the Year as a senior ... earned *Tulsa World* honorable mention all-state honors his senior season ... selected as a first-team all-district selection for three seasons ... received a three-star rating by *247Sports* ... was rated as the No. 16-ranked prep senior in the state of Oklahoma by *247Sports* ... was credited with 68 tackles and four QB sacks as a junior ... totaled 183 tackles, 14 sacks and nine fumble recoveries in his career ... won Oklahoma Class 2A state titles in the discus and shot put as a prep junior ... lettered four years in basketball and track ... high school coach was Chris Elerick.

PERSONAL — Lists the Los Angeles Chargers and the Calgary Flames as his favorite professional sports teams ... favorite movie is *We Were Soldiers* ... enjoys reading, hiking and watching plays ... his favorite musical group is A Tribe Called Red ... favorite animal is a Gorilla ... began playing football at age 9 ... his favorite food is tacos ... lists hockey, soccer and basketball as the sports he most likes to watch ... parents are Robert and La Tonya ... majoring in theatre, arts culture and entertainment management with a minor in history ... born July 31, 1997.

35

Yohance Burnett

Linebacker

6-1 • 223 • Sr-1L

Pearland, Texas



TULSA — Has missed two seasons with an ACL injury ... lettered in the 2019 season ... has played in 12 career games ... transferred to Tulsa from Navarro Junior College in January 2018.

2020 — Sat out the season after suffering a season-ending knee injury in fall camp.

2019 — Played in all 12 games ... had 34 stops and 2.5 TFLs for -5 yards ... had a season-high of five stops vs. Michigan State, Oklahoma State, Navy and Houston ... saw his first career playing time in the opener at Michigan State and had one TFL for -2 yards among his five stops.

2018 — Sat out the season after suffering a season-ending knee injury in fall camp.

JUNIOR COLLEGE — Played two seasons at Navarro Junior College ... collected 64 tackles, four sacks, three TFLs, forced a fumble and recovered a fumble in just eight games in 2017 ... ranked 80th nationally among junior college players by Rivals.com ... earned a three-star Rivals.com rating ... named honorable mention all-Southwest Conference as a sophomore ... junior college coach was Cody Crill.

HIGH SCHOOL — Was a three-year letterwinner at Pearland Dawson High School ... started both as a junior and senior at outside linebacker/defensive end ... earned District 22-6A all-district first team honors as an outside linebacker in 2015 ... high school coach was Eric Wells.

PERSONAL — Favorite NFL player is Tyrann Mathieu ... Al Pacino is his favorite actor ... salmon is his favorite food ... his favorite movie is *Heat* ... lists *Friday Night Lights* as his favorite sports movie ... the sport he most likes to watch is boxing ... began playing football at age 6 ... his cousin, Phil Loadholt, played at the University of Oklahoma and for the Minnesota Vikings ... parents are Earnest Burnett and Cathy Ivy ... earned his degree in exercise & sports science ... born August 27, 1998.

BURNETT'S CAREER STATISTICS

Defense	G-GS	UT	AT	Tot	Loss	Sack	FR	FF	PBU	INT
2018	Redshirt									
2019 (Jr)	12-0	12	22	34	2.4/5	0/0	0	0	0	0
2020	Medical Hardship									

50

Gabe Cantu

Offensive Center
6-4 • 294 • So-1L
Catoosa, Okla.



TULSA — A returning letterwinner ... has played in seven career games.

2020 — Played in seven games as a true freshman ... missed the first two games of the season ... saw most of his playing time on special teams ... made his first appearance on the offensive front against USF and played six snaps.

HIGH SCHOOL — Was a two-year starter at Tulsa's Union High School ... started at the center position ... earned 6A-1-2 all-district honors as a senior ... also played on the defensive line his senior season ... was on *The Oklahoman's* Super 30 preseason list ... finished fourth at the 2019 Oklahoma Class 6A shot put championship with personal-best of 52-4.5 ... high school coach was Kirk Fridrich.

PERSONAL — Lists the Dallas Cowboys and Houston Texans as his favorite NFL teams ... favorite TV show is "The Punisher" ... enjoys fishing and weightlifting ... Quenton Nelson of the Indianapolis Colts is his favorite NFL player ... dream job is to be a ranch manager ... lists *Goodwill Hunting* and *The Cowboys* are his favorite movies ... favorite sports movie is *Remember the Titans* ... favorite musician is Merle Haggard ... his dream car is a 1985 El Camino SS ... a member of the Fellowship of Christian Athletes ... parents are Arturo and Laurie Cantu ... majoring in business management ... born July 20, 2002.

73

Dylan Couch

Offensive Lineman
6-3 • 297 • Gr-3L
Pryor, Okla.



TULSA — A three-year letterwinner and returning starter ... transferred to Tulsa from Kansas State prior to 2018 preseason camp ... has played in 30 career games and has started 17 contests ... has 11 career starts at right guard, three starts at left guard and one career start at center.

2020 — Started at right guard in all nine games ... was an honorable mention all-AAC selection ... turned in a grade of 90 percent on 92 snaps vs. Tulane ... played 88 snaps and graded 85 percent vs. #19 SMU ... graded 88 percent on 60 snaps at USF.

2019 — Played in 12 games and had five starts ... started the season opener at center against Michigan State ... was in the starting lineup in the final four games — Tulane, UCF, Houston, ECU — at right guard ... played mostly on special teams until starting at right guard at Tulane ... also saw action at right guard against #25 Memphis and time at center vs. Oklahoma State.

2018 — Played in nine games ... played mostly special teams until the final four games ... started the final three contests — Memphis, Navy and SMU — at left guard, playing the entire game ... also saw time on the offensive front vs. Tulane at left guard ... played snaps at center against UConn.

PREVIOUS COLLEGE — Spent two seasons at Kansas State ... red-shirted in 2016 and played in three games in 2017 ... saw action in three games as a reserve offensive lineman as a red-shirt freshman, playing against Central Arkansas, Charlotte and UCLA in the Cactus Bowl ... earned first-team Academic All-Big 12 accolades.

HIGH SCHOOL — Played his prep football at Pryor High School ... earned all-state honors in addition to being named the Oklahoma 5A-4 District Offensive Lineman of the Year ... selected to play in the 2016 Oklahoma Coaches Association All-State game ... head coach was Jason Freeman.

PERSONAL — Favorite movie is *Forrest Gump* ... has one brother ... parents are John and Shawn Couch ... earned his bachelor's degree in accounting in December 2019 with a 3.62 GPA ... earned his master's in accounting in May 2021 ... currently working on MBA ... born August 15, 1998.

9

Sam Crawford Jr.

Wide Receiver
6-1 • 209 • Sr-3L
Rockwall, Texas



TULSA — A three-year letterwinner and two-year starter ... has played in 32 career games with nine starts ... has 87 career receptions for 1,151 yards and six touchdowns.

2020 — Played and started in all nine games ... had 374 receiving yards and one TD on 28 receptions ... totaled three catches for 79 yards, including a long of 54 yards, at No. 6 Cincinnati ... had a team-leading 82 yards on four receptions at USF ... totaled four receptions for 74 yards and a 34-yard touchdown at #11 UCF.

2019 — Played in all 12 games and started nine contests ... had 777 yards, a 13.2 average and five touchdowns on 59 receptions ... had two 100-yard receiving games ... started his first career game at Michigan State ... came off the bench at San Jose State and had nine catches for a season-best 137 yards ... totaled a season-high 10 receptions for 102 yds and one TD vs. Houston ... had five receptions for a team-high 93 yards at East Carolina, including a career-long 66-yard TD reception ... had four receptions for 51 yards and a 17-yard TD catch against UCF ... totaled seven catches for 76 yards vs. #25 Memphis ... had four catches for 56 yards at #23 Cincinnati ... hauled in five passes for 88 yards and a 37-yard TD against Wyoming.

2018 — Played in 11 of 12 games as a redshirt freshman ... saw most of his playing time on special teams ... missed the Navy game.

2017 — Was one of several true freshmen to sit out the 2017 season due to redshirt status.

HIGH SCHOOL — Was a three-year letterwinner at Rockwall High School ... started two years at receiver, and also played in the defensive secondary ... totaled 3,491 all-purpose yards and 38 total touchdowns in his career ... caught 72 passes for 1,369 yards and 15 touchdowns for a 114.1 yards per game average as a senior ... also rushed for 261 yards, an 8.2 average per carry and four TDs ... was named District 11-6A Offensive Player of the Year ... was a two-time all-district performer and two-time all-state honorable mention selection ... was an academic all-state selection ... earned a four-star ranking by *Scout.com* ... named to the All-Midlands team and was the No. 12 WR in the Midlands by *Scout.com* ... ranked as the No. 46th receiver nationally by *Scout.com* ... had 77 receptions for 1,426 yards and 15 TDs for an 18.6 average per reception, while also rushing for 263 yards and three TDs during his junior season ... high school coach was Rodney Webb.

PERSONAL — Favorite professional sports team is the Dallas Cowboys ... favorite TV show is "Family Guy" ... favorite NFL player is former Arizona star Anquan Boldin ... his favorite movie is *Varsity Blues* ... favorite food is spaghetti ... enjoys playing video games and reading ... his favorite actor is Will Smith ... a member of the Black Men's Initiative and Fellowship of Christian Athletes ... his cousin, Jimmy Morris, played football at Iowa State ... earned his bachelor's degree in business management ... working on his MBA ... parents are Sam and DeLaunte Crawford ... born December 10, 1998.

CRAWFORD'S CAREER STATISTICS

Receiving	G-GS	Rec	Yds	Avg	TD	Long
2017	Redshirt					
2018 (Fr)	11-0	0	0	0.0	0	0
2019 (So)	12-9	59	777	13.2	5	66
2020 (Jr)	9-9	28	374	13.4	1	54
Totals	32-18	87	1151	13.2	6	66

0

Tyon Davis

Cornerback
6-0 • 180 • Sr-2L
Putnam City, Okla.



TULSA — A two-year letterwinner ... transferred to Tulsa from Northeastern Oklahoma A&M prior to the 2019 season ... has played in 20 career games and has one start ... has 25 career tackles and four pass breakups.

2020 — Played in all nine games and had one start ... had 16 stops, including 14 solos, two pass breakups and one forced fumble in 2020 ... totaled three solo tackles against Mississippi State in the Armed Forces Bowl ... had three tackles, 0.5 TFL for -1 yard and one forced fumble at #6 Cincinnati ... totaled two pass breakups vs. #19 SMU ... had three stops vs. East Carolina ... tallied a high-game of four tackle, all

solos, at USF ... made his first career start in the season opener at #11 Oklahoma State and had one tackle.

2019 — Played in 11 games ... played at cornerback and special teams ... had nine stops, two pass breakups and one fumble recovery ... totaled a season-best two pass breakups and added one tackle against #25 Memphis ... had two stops and one fumble recovery at San Jose State ... missed the season finale at East Carolina.

JUNIOR COLLEGE — Was at Northeastern Oklahoma A&M for two years ... was credited with 20 tackles and five pass break-ups in 2018 at NEO A&M ... redshirted in the 2017 season ... junior college coach was Zach Johnson.

HIGH SCHOOL — Was a three-year letterwinner and two-year starter at Putnam City West High School ... completed his career with over 100 tackles and 11 interceptions ... totaled 40 stops and 10 pick-offs as a senior ... earned first-team all-conference and honorable mention all-state honors his senior season ... was named the conference defensive back of the year his senior season.

PERSONAL — Favorite NFL team is Minnesota Vikings ... his favorite NFL player is Darius Slay ... his favorite pro athlete is Russell Westbrook ... favorite sports movie is *Remember the Titans* ... began playing football at age 6 ... his go-to-snack is grapes ... parents are Emmanuel and Monique Davis ... working on his MBA ... born May 22, 1999.

DAVIS' CAREER STATISTICS

Defense	G-GS	UT	AT	Tot	Loss	Sack	FR	FF	PBU	INT
2019(So)	11-0	6	3	9	0/0	0/0	1-0	0	2	0
2020(Jr)	9-1	14	2	16	0.5/-1	0/0	0-0	1	2	0
Totals	20-1	20	5	25	0.5/-1	0/0	1-0	1	4	0

15
Reggie Ellis, Jr.
Cornerback
6-0 • 185 • So-1L
Houston, Texas



TULSA — A returning letterwinner.

2020 — Played in five games ... tallied three tackles, all solos ... had a high game of two stops against Navy.

2019 — Was one of several true freshmen to sit out the 2019 season due to redshirt status.

HIGH SCHOOL — Was a three-year letterwinner at Aldine Davis High School ... started in the secondary as a junior and senior, while also starting his senior season at receiver ... was credited with 45 stops, 28 pass breakups and three interceptions during his prep career ... totaled 25 tackles, 15 pass breakups and one interception as a senior ... earned first-team all-district accolades his senior season ... also had 150 receiving yards and three TDs as a senior ... lettered four years in track & field ... high school coach was Terrence Brown.

PERSONAL — Favorite movie is *Friday* ... his favorite NFL team is the Houston Texans ... favorite NFL player is Jalen Ramsey ... his favorite actor is Denzel Washington ... his go-to-snack is fruit snacks ... favorite sports movie is *Any Given Sunday* ... began playing football at age 6 ... his favorite vacation spot is Cozumel, Mexico ... James Harden is the most famous person that he's ever met ... had four siblings ... his mother is Tamesha ... his father, Reggie Sr., is deceased ... majoring in exercise & sports science ... born April 9, 2001.

ELLIS' CAREER STATISTICS

Defense	G-GS	UT	AT	Tot	Loss	Sack	FR	FF	PBU	INT
2020(Fr)	5-0	3	0	3	0/0	0/0	0	0	0	0

10
Roman Fuller
Quarterback
6-4 • 196 • Fr-RS
Decatur, Texas



TULSA — Was one of several freshmen to sit out the 2020 campaign due to redshirt status ... enrolled at Tulsa in January 2020 following his senior season at Decatur High School.

HIGH SCHOOL — A three-year letterwinner and two-year starter at Decatur High School ... one of 25 semifinalists for the Mr. Texas Football High School Player of the Year Award in 2019 ... had three-year career numbers of 9,002 passing yards, 90 touchdowns and a .664 completion percentage (633-of-953) ... completed 244-of-356 passes for 3,904 yards and 41 touchdowns his senior season ... named district and county MVP his senior season ... was an honorable mention AP all-state selection as a junior and senior ... threw for 4,652 yards and 45 TDs as a junior ... earned TSW first-team all-state performer as a junior ... was the district and county player of the year as a junior ... was named the USA Football Player of the Game nine times in his final two seasons, and the offensive player of the game five times ... played for his father, Mike, in high school.

PERSONAL — Favorite pro sports team is the Dallas Mavericks ... Tom Brady is his favorite NFL player ... favorite NFL team is the Dallas Cowboys ... favorite musician is Drake ... favorite sports movie is *Remember the Titans* ... his favorite book is *12 Mighty Orphans* ... Jennifer Aniston is his favorite actress ... lists Batman as his favorite superhero ... his go-to-snack is pretzels ... the one person, dead or alive, that he would like to meet is Willie Nelson ... a member of the FCA ... has an older sister ... parents are Mike and Holly Fuller ... majoring in business ... born January 11, 2002.

78
X'Zauvea Gadlin
Offensive Lineman
6-4 • 314 • So-1L
Arlington, Texas



TULSA — Missed the 2020 season ... has earned one letter ... has played in 16 career games and has 12 starts.

2020 — Opted not to play.

2019 — Played and started all 12 games ... all of his starting assignments came at right tackle ... played the entirety of the first 11 contests ... made his first collegiate start in the season opener at Michigan State.

2018 — Was one of several freshmen to redshirt the 2018 season, but played in four of the last five games ... saw his first collegiate action on one play vs. Tulane ... also saw action on special teams at Navy and SMU ... played more than half of the 4th quarter at right tackle vs. UConn.

HIGH SCHOOL — Was a three-year letterwinner and starter at Mansfield Summit ... played in 31 games his final three seasons of high school, and totaled 130 knockdowns ... played four of the five line positions with the exception of center as a junior and senior ... had 70 knockdowns his senior season, while helping his team post a 10-2 record ... earned second-team all-district honors as a junior ... was an academic all-district selection as a sophomore and junior ... during halftime as a sophomore he played trombone in the band ... also lettered in basketball ... high school coach was Channon Hall.

PERSONAL — Favorite NFL team is New Orleans Saints ... Drew Brees is his favorite NFL player ... favorite food is a double bacon cheeseburger ... favorite sports movie is *Remember the Titans* ... was the starting quarterback on his 7th and 8th grade teams, leading that team to the district championship in the 7th grade and third-place a year later ... began playing football at age 5 ... the super power he would like to have is teleportation ... a member of the Black Men's Initiative (BMI) and the Fellowship of Christian Athletes ... also a member of the Big Brothers & Sisters of Oklahoma ... his uncle, Orion Stewart, played at Baylor and with the Tampa Bay Bucs ... has four siblings ... parents are Derriax Gadlin and Sadrina Gardner ... stepmother is Davondra Williams ... majoring in history ... born September 17, 1999

46

Bershard Glaspie, Jr.

Linebacker

6-2 • 209 • So-SQ

Mesquite, Texas

**TULSA** — A returning squad member.**2020** — Played in three games, mostly on special teams ... saw action against Oklahoma State, USF and SMU.**2019** — Was one of several true freshmen to sit out the 2019 campaign due to redshirt status.**HIGH SCHOOL** — Was a three-year letterwinner and two-year starter at Mesquite Poteet High School ... started both his junior and senior seasons at outside linebacker and receiver ... helped lead his team to an 8-3 record as a senior ... was credited with 75 tackles and 2.5 sacks his senior season ... earned first-team all-district accolades as a senior ... high school coach was Kody Groves.**PERSONAL** — Favorite NFL team is Dallas Cowboys ... his favorite pro sports team is the Oklahoma City Thunder ... favorite NFL player is Isaiah Simmons ... began playing football at age 4 ... his go-to snack is a honey bun ... favorite movie is *Friday* ... his favorite superhero is Superman ... his favorite actor is Chris Tucker ... favorite sports movie is *Little Giants* ... has an older sister ... parents are Bershard Glaspie and Sharon Davis ... majoring in organizational studies ... born October 25, 2000.

94

Anthony Goodlow

Defensive Lineman

6-5 • 274 • Jr-2L

Del City, Okla.

**TULSA** — A two-year letterwinner ... has played in 23 career games with five starting assignments ... has 41 tackles and 5.5 TFLs in his career.**2020** — Played in all nine games and had five starts ... was credited with 32 tackles, 5.5 TFLs for -22 yards, four sacks for -20 yards, one forced fumble and one PBU ... ranked ninth in the AAC for QB sacks ... had a career-best nine tackles against Tulane ... had four stops at #6 Cincinnati ... tallied two tackles and forced one fumble at Navy ... totaled five stops with one sack for -9 yards vs. #19 SMU ... had four tackles vs. East Carolina ... tallied two stops and one TFL for -2 yards at USF in his first career start ... had one sack and one PBU at #11 UCF ... had four tackles, including his first career sack for -4 yards at #11 Oklahoma State.**2019** — Played in 12 career games ... saw most of his playing time on special teams ... was credited with nine tackles had two tackles each against Michigan State, San Jose State and UCF.**2018** — Was one of several true freshmen to sit out

the season ... saw limited action in the final two games of the season against Navy and SMU.

HIGH SCHOOL — Was a three-year letterwinner at Del City High School ... started for three seasons ... played safety, linebacker and defensive end ... totaled 105 tackles, 30 TFLs, 19 sacks, 13 QB pressures, three pass breakups and three caused fumbles as a senior outside linebacker/defensive end ... selected as the District Player of the Year his senior season ... was named to *The Oklahoman's* Super 30 as the 27th top prospect in Oklahoma ... was a 2017 VYPE Oklahoma Top-100 selection ... earned a three-star *Rivals.com* rating ... compiled 70 tackles, four caused fumbles and three interceptions as a junior safety ... high school coach was Mike Dunn.**PERSONAL** — Enjoys playing video games ... favorite movie is *Glory Road* ... his favorite musical band is the Randy Rogers Band ... began playing football at age 7 ... the super-power he would like to have is the ability to fly ... has two siblings ... parents are Marcus Goodlow and Rosalind Maynor ... stepfather is Ronald Manor ... majoring in organizational studies ... born July 25, 2000.**GOODLOW'S CAREER STATISTICS**

Defense	G-GS	UT	AT	Tot	Loss	Sack	FR	FF	PBU	INT
2018 (RS)	2-0	0	0	0	0/0	0/0	0	0	0	0
2019 (Fr)	12-0	2	7	9	0/0	0/0	0	0	0	0
2020 (So)	9-5	18	14	32	5.5/22	4/-20	0	1	1	0
Totals	23-5	20	21	41	5.5/22	4/-20	0	1	1	0

98

Haydon Grant

Defensive Lineman

6-5 • 250 • So-1L

Owasso, Okla.

**TULSA** — A returning letterwinner ... played in seven games as a true freshman.**2020** — Played in seven games ... tallied three tackles and 1.5 TFLs for -7 yards ... saw his first career playing time at #11 UCF ... his first tackle went for a 4-yard TFL at USF ... had a season-high two stops and a half sack for -3 yards against Mississippi State ... did not play against Oklahoma State and Tulane.**HIGH SCHOOL** — Was a three-year letterwinner and two-year starter at Owasso High School ... was on Class 6A-1 State championship teams his sophomore and senior seasons ... played tight end and defensive end ... collected 45 tackles, three TFLs, two sacks and two fumble recoveries as a senior ... was credited with 13 sacks, seven forced fumbles and nine pass break-ups in his prep career ... high school coach was Bill Blankenship.**PERSONAL** — Favorite NFL team is the Houston Texans ... enjoys hunting ... favorite book is *Hunger Games* ... his favorite sports movie is *Remember the Titans* ... J.J. Watt is his favorite NFL player ... his favorite superhero is Iron Man ... favorite book is *Hunger Games* ... favorite food is pizza ... favorite dessert is pecan pie ... his brother, Triston, played

football at Oklahoma State ... parents are Ken Grant and Melanie Hasty-Grant ... majoring in biology.

GRANT'S CAREER STATISTICS

Defense	G-GS	UT	AT	Tot	Loss	Sack	FR	FF	PBU	INT
2020 (Fr)	7-0	2	1	3	1.5/7	0.5/3	0	0	0	0

47

Ethan Hall

Tight End

6-3 • 240 • So-1L

Bixby, Okla.

**TULSA** — A returning letterwinner ... has played in 12 career games ... has caught four passes for 44 yards and one TD in his career.**2020** — Played in eight games and had four starts ... missed the Tulane game ... caught three passes for five yards.**2019** — Redshirted during the 2010 season as a true freshman but played in four games ... saw his first playing time in the Tulane game, on offense and special teams ... also played in the UCF, Houston and East Carolina games ... caught his first career pass for a 39-yard touchdown against ECU in the season finale.**HIGH SCHOOL** — Was a three-year letterwinner and two-way starter at tight end and outside linebacker at Bixby High School ... was on the Oklahoma Class 6A-II state championship team as a sophomore and senior, and the state runner-up team his junior campaign ... was credited with 82 tackles, a team-high 26.5 TFLs, 12 sacks, 20 hurries and four forced fumbles as a senior ... totaled 10 stops, 2.5 sacks, two QB hurries and two pass break-ups in the state semifinal win over Midwest City in 2018 ... also caught 17 passes for 262 yards and three TDs his senior season ... earned *Tulsa World* first-team all-state and all-metro honors as a senior ... was a finalist for the All-World player of the year award as a senior ... high school coach was Loren Montgomery.**PERSONAL** — Favorite professional sports team is the Oklahoma City Thunder ... his favorite NFL team is Las Vegas Raiders ... parents are Jason and Tiffany Hall ... his dad played football at Southern Miss ... majoring in exercise & sports science ... born July 19, 2000 in Joplin, Missouri.**HALL'S CAREER STATISTICS**

Receiving	G-GS	Rec	Yds	Avg	TD	Long
2019 (RS)	4-0	1	39	39.0	1	39
2020 (Fr)	8-4	3	5	1.7	0	3
Totals	12-4	4	44	11.0	1	39

28

Jett Hendrix

Safety

6-0 • 189 • Jr-2L
Cleveland, Texas

TULSA — A two-year letterwinner ... a former walk-on athlete who was put on scholarship following the 2019 season ... has played in 21 career games ... has totaled 13 career tackles.

2020 — Played in all nine games ... saw most of his playing time on special teams ... had five tackles, all solos ... had a three-tackle game at USF and tallied two stops against SMU.

2019 — Played in all 12 games ... saw most of his playing time on special teams ... was credited with eight tackles ... totaled a season-high three stops at San Jose State.

2018 — Was one of several true freshmen to sit out the season due to redshirt status.

HIGH SCHOOL — Was a three-year letterwinner and starter at Cleveland High School ... played quarterback, safety and was the punter ... ran for over 2,000 yards, passed for over 1,000 yards and totaled 30 TDs as a senior ... tallied 112 tackles, three interceptions and forced two fumbles his senior campaign ... earned all-state and all-district honors as a defensive back his junior and senior seasons ... also earned all-state and all-district accolades as a punter his junior campaign ... was the District Offensive MVP his senior campaign ... was also a state qualifier his junior season in the 4x400, 4x200 and 300 hurdles.

PERSONAL — Enjoys fishing and playing video games ... favorite NFL team is the Houston Texans ... favorite NFL player is Karl Joseph ... lists peanut butter and jelly as his go-to-snack ... began playing football at age 4 ... favorite actor is Adam Sandler ... his favorite vacation spot is Red River, New Mexico ... the one person he would most like to meet, dead or alive, is the nation's first President George Washington ... his favorite sports movie is *Remember the Titans* ... his favorite musician is Johnny Cash ... lists Peyton Manning as the most famous person he's ever met ... has an older sister ... his parents are Keith and Darla Hendrix ... majoring in exercise & sports science/pre-med.

HENDRIX'S CAREER STATISTICS

Defense	G-GS	UT	AT	Tot	Loss	Sack	FR	FF	PBU	INT
2018	Redshirt									
2019 (Fr)	12-0	3	5	8	0/0	0/0	0	0	0	0
2020 (So)	9-0	5	0	5	0/0	0/0	0	0	0	0
Totals	21-0	8	5	13	0/0	0/0	0	0	0	0

42

Adam Higuera

Deep Snapper

6-1 • 224 • Gr-4L
Gilbert, Ariz.

TULSA — A four-year letterwinner and starter at deep snapper ... has played in 45 career games ... has handled all the deep-snapping duties in his four seasons ... was named to 2021 Preseason All-America Fourth Team by Phil Steele's Magazine.

2020 — Played in all nine games ... handled all the deep-snapping chores.

2019 — Played in all 12 games ... handled all the deep-snapping chores ... was named to Phil Steele's 2020 preseason All-America fourth team.

2018 — Played in all 12 games ... handled all the deep-snapping duties.

2017 — Played in all 12 games as a true freshman ... handled all the deep-snapping chores ... his first collegiate appearance came in the opener against Oklahoma State ... recovered a fumble in the end zone for a touchdown against OSU on a fumbled punt for Tulsa's first points of the season.

HIGH SCHOOL — A nationally-ranked long snapper from Perry High School ... was a 5-star prospect by Kohl's Kicking ... was a Ray Guy All-American ... played in the Blue-Grey Football All-American Game ... high school coach was Preston Jones.

PERSONAL — Favorite NFL team is the Arizona Cardinals ... his favorite pro sports team is the Arizona Diamondbacks ... his favorite NFL player is long snapper Nick Sundberg ... favorite movie is *Backdraft* ... his favorite sports movie is *Talladega Nights* ... his favorite actor is Denzel Washington ... lists his favorite song as *I Wish Granpas Never Died* by Riley Green ... favorite professional athlete is golfer Brooks Koepka ... favorite book is the *American Sniper* ... biggest sport thrill was scoring a touchdown on a fumbled punt at Oklahoma State in his first collegiate game ... younger brother of former Tulsa deep snapper Rey Higuera ... parents are Rey and Tammy Higuera ... earned his degree in organizational studies ... working on an MBA ... born September 26, 1999.



41

Dorian Hopkins

Linebacker

6-0 • 235 • So-1L
Memphis, Tenn.

TULSA — A returning letterwinner ... has played in 10 career games ... has 10 career tackles.

2020 — Played in all nine games ... saw most of his playing time on special teams ... was credited with nine tackles and one stop for -3 yards ... had three

tackles and one stop for -3 yards in the season opener at #11 Oklahoma State ... also tallied three stops, all solos, at USF.

2019 — Was one of several players to redshirt during his true freshman season of 2019 ... saw his first collegiate action in the season finale at East Carolina and had one tackle.

HIGH SCHOOL — Was a three-year letterwinner and starter at Memphis University School ... had 247 tackles and 38 TFLs in his three seasons ... totaled 95 tackles, 17 TFLs and seven sacks as a senior ... rated as the No. 34 prospect in the state of Tennessee by *Rivals.com* ... received a 3-star rating from *Rivals.com* ... rated as the No. 44 prospect in the state of Tennessee by *247Sports* ... had a 3-star rating from *247Sports* ... totaled 78 stops and 10 TFLs as a junior ... compiled 98 tackles and 16 TFLs his sophomore season ... high school coach was Bobby Alston.

PERSONAL — Favorite NFL team is the Tennessee Titans ... enjoys painting and drawing ... his favorite NFL player is Jalen Smith ... lists Olympic Gold Medal sprinter Usain Bolt as his favorite professional athlete ... his cousin is former NBA player Clarence Weatherspoon ... has five siblings ... parents are Keishun Hopkins and Latasha Henley ... majoring in exercise & sports science ... born October 18, 2000.

HOPKINS' CAREER STATISTICS

Defense	G-GS	UT	AT	Tot	Loss	Sack	FR	FF	PBU	INT
2019 (RS)	1-0	1	0	1	0/0	0/0	0	0	0	0
2020 (Fr)	9-0	6	3	9	1/3	0/0	0	0	0	0
Totals	10-0	7	3	10	1/3	0/0	0	0	0	0

9

Daiquain Jackson

Nickel Safety

5-10 • 213 • Sr-3L
Mesquite, Texas

TULSA — A three-year letterwinner ... has played in 31 career games ... has recorded 19 tackles ... comes into the 2021 season having played in 31 straight contests.

2020 — Played in all nine games ... was credited with seven tackles and caused one fumble ... tallied three stops at USF ... had 2 tackles and forced one fumble at #11 UCF.

2019 — Played in all 12 games ... saw most of his playing time on special teams ... compiled nine tackles ... had a career-high three tackles in the season finale at East Carolina.

2018 — Played in 10 games ... missed the first two contests ... played mostly on special teams ... was credited with three tackles.

2017 — Was one of several true freshmen to sit out the season due to redshirt status.

HIGH SCHOOL — Led Poteet High School to the

state semifinals as a senior ... racked up 1,451 all-purpose yards as a senior ... rushed for 1,253 yards and 18 scores on 192 carries his senior season ... was credited with seven tackles, one interception and one forced fumble as a senior ... was named to the *Dallas Morning News' SportsDay* Area Top-100 ... earned a 3-star ranking by *Scout.com* and *Rivals.com* ... high school coach was Kody Groves.

PERSONAL — Enjoys drawing, reading and dancing ... favorite NFL team is the Seattle Seahawks ... his favorite TV show is "Criminal Minds" ... his go-to-snack is hot fries ... began playing football at age 4 ... his favorite athlete is Olympic Gold Medalist Usain Bolt ... favorite ice cream is cookies & cream ... favorite food is pizza ... his favorite book is *The Bible* ... has three younger siblings ... mother is Yvette ... majoring in organizational studies ... born February 15, 1999.

JACKSON'S CAREER STATISTICS

Defense	G-GS	UT	AT	Tot	Loss	Sack	FR	FF	PBU	INT
2017	Redshirt									
2018(Fr)	10-0	3	0	3	0/0	0/0	0	0	0	0
2019(So)	12-0	5	4	9	0/0	0/0	0	0	0	0
2020(Jr)	9-0	4	3	7	0/0	0/0	0	1	0	0
Totals	31-0	12	7	19	0/0	0/0	0	1	0	0

8 Brian Johnson

Linebacker
6-1 • 198 • Jr-1L
Manvel, Texas



TULSA — A returning letterwinner ... transferred from Texas A&M ... enrolled at Tulsa in January 2020.

2020 — Saw action in six games ... missed the Navy, Cincinnati and MSU games ... had five tackles ... totaled a season-high three stops against East Carolina ... had two tackles in the USF game for his first career tackles in a Tulsa uniform.

PREVIOUS COLLEGE — A transfer from Texas A&M ... played in four games in 2019 ... saw the field in the season-opening win over Texas State ... had one tackle at Clemson ... appeared in all 13 games primarily on special teams as a freshman in 2018 ... registered seven total tackles in 2018 ... forced a fumble on the opening kickoff that was recovered and returned for a touchdown against UAB ... given the Special Teams Newcomer Award at the team's annual banquet in 2018.

HIGH SCHOOL — Was a three-year starter at Manvel High School ... as a senior, collected 58 tackles, including 51 solos, with two sacks, one interception for a touchdown and two sacks for a 14-1 team ... contributed 62 tackles, including six tackles for loss, his junior campaign ... also had an interception, seven pass breakups, two forced fumbles and two recovered fumbles ... posted 59 tackles, including six TFLs, as a sophomore ... was the No. 49 outside linebacker prospect for the Class of 2018 and the No. 93 overall prospect from the state

of Texas as a prep senior, according to the 247Sports Composite Ranking ... listed as a 3-star recruit by 247 Sports, Rivals and ESPN ... high school coach was Kirk Martin.

PERSONAL — Majoring in organizational studies.

JOHNSON'S CAREER STATISTICS

Defense	G-GS	UT	AT	Tot	Loss	Sack	FR	FF	PBU	INT
2020(So)	6-0	2	3	5	0/0	0/0	0	0	0	0

4 Josh Johnson

Wide Receiver
5-11 • 179 • Sr-2L
Little Rock, Ark.



TULSA — A returning letterwinner ... transferred to Tulsa from Iowa State ... has combined to play in 33 games between Iowa State and Tulsa ... has played in 21 career games and has four starts in a Tulsa uniform ... has 1,057 receiving yards with eight TDs on 87 career receptions at Tulsa.

2020 — Played in all nine games with three starts ... caught 37 passes for 495 yards and a team-high six touchdowns ... had starts against Oklahoma State, Tulane and Cincinnati ... had a career-best 101 yards and two touchdowns on eight catches vs. #19 SMU ... caught three passes for 76 yards and a career-long 66-yard TD at Navy ... grabbed seven passes for 95 yards and one TD against Tulane ... caught a 19-yard touchdown with 3:16 remaining vs. Tulane to tie the score at 14-14 caught 6 passes for 57 yards vs. East Carolina ... caught two passes for 69 yards, including a 48-yard TD at #11 UCF ... had a team-leading 63 yards on five catches and caught a 16-yard TD pass as a starter at #11 Oklahoma State.

2019 — Played in all 12 games and started one game ... had 44 receptions for 495 yards and one touchdown ... caught three passes for 19 yards and returned one kick for 22 yards in his first game in a Tulsa uniform at Michigan State ... had career-highs of nine receptions for 92 yards and one TD at SMU ... received his only start at #23 Cincinnati and had five receptions for 58 yards ... totaled three receptions for 56 yards against #25 Memphis ... had five catches for 57 yards at Tulane ... caught six passes for 52 yards vs. Houston ... had four receptions for 44 yards vs. Wyoming ... had three receptions for 55 yards in the season finale at ECU.

PREVIOUS COLLEGE — Played in 12 games at Iowa State and caught one pass for an 11-yard gain against Baylor in 2018 ... redshirted in 2017.

HIGH SCHOOL — Was a four-year starter at Central Arkansas Christian ... was a four-star recruit by ESPN and a three-star recruit by Rivals, 247Sports and Scout ... No. 51 receiver nationally by ESPN and No. 89 by Rivals ... ranked as the third-best player overall in Arkansas by ESPN ... was a three-time all-conference selection and two-time all-state selection, earning second team Class 4A honors as a senior ... an ankle injury hindered him in senior

season where he caught 38 passes for 636 yards and eight TDs ... was an all-state pick in junior season where he recorded 87 receptions for 1,245 yards and eight TDs ... team went 12-1 and advanced to the third round of the playoffs ... recorded 180 receptions, 2,711 yards and 30 TDs in his career ... high school head coach was Tommy Shoemaker.

PERSONAL — Favorite NFL player is Stefon Diggs ... his favorite NFL team is the Dallas Cowboys ... favorite movie is *Friday* ... lists Kevin Hart as his favorite actor ... his go-to-snack is fruit snacks ... began playing football at age 7 ... if he was forced to give up all his possessions, but one, he would keep his *Bible* ... lists NFL great Barry Sanders as the most famous person that he's ever met ... has two brothers and two sisters ... his brother, Frankie, played football at Tulsa from 1996-2000 ... his parents are Frank and Mamie Johnson ... majoring in media studies ... born August 10, 1999.

JOHNSON'S CAREER STATISTICS

Receiving	G-GS	Rec	Yds	Avg	TD	Long
2017	Redshirt at Iowa State					
2018 (@SU)	12-0	1	11	11.0	0	11
2019 (So)	12-1	44	495	11.2	1	39
2020 (Jr)	9-3	38	499	13.1	6	66
Totals (@TU)	21-4	82	994	12.1	7	66
Totals	33-4	83	1005	12-1	7	66

74 Jeremy Jones

Offensive Lineman
6-5 • 319 • So-1L
Lewisville, Texas



TULSA — A returning letterwinner.

2020 — Played in three games ... saw action in the Oklahoma State, USF and SMU games ... played nine offensive snaps in the USF contest ... saw his first career action on special teams in the opener at Oklahoma State

2019 — Was one of several true freshmen to sit out the 2019 season due to redshirt status.

HIGH SCHOOL — Was a two-year letterwinner and starter on the offensive line at Lewisville High School ... was a unanimous first-team all-district 6-6A selection as a senior and earned honorable mention merits his junior season ... helped lead his team to a 9-3 record as a senior ... earned academic all-state honorable mention accolades ... threw the shot put for the track team ... high school coach was Michael Odle.

PERSONAL — Favorite NFL player is Dallas Cowboys offensive lineman Tyron Smith ... his favorite sports movie is *The Blind Side* ... Dwayne "The Rock" Johnson is his favorite actor ... his favorite vacation spot is Key West, Florida ... favorite food is steak ... favorite TV show is "Flash" ... the word he uses to best describe himself is "optimistic" ... his pet peeve is a dirty room ... began playing football at age 14 ... has one younger brother ... his mother is

Cindy Moss ... majoring in finance ... born January 23, 2001 in Sarasota, Florida.

13
Malachai Jones
Wide Receiver
6-0 • 189 • Fr-RS
Spring, Texas



TULSA — Was one of several true freshmen to sit out the 2020 season due to redshirt status.

HIGH SCHOOL — Was a three-year letterwinner at Westfield High School ... played receiver, safety and cornerback ... helped lead his team to a 13-2 record and to the state semifinals as a senior ... caught 87 passes for 1,806 yards and 19 touchdowns in his three seasons ... had 43 receptions for 803 yards and 11 TDs as a senior ... had three catches for 100 yards and a 33-yard TD in a Class 6A-II state semifinal loss against Denton Guyer in 2019 ... hauled in 32 passes for 786 yards for a 24.6 average and seven TDs his junior campaign ... also returned three kicks for a 36.7 average and six punts for an 18.5 average as a junior ... was a first-team all-district selection his junior season ... was a 3-star recruit by 247 Sports ... high school coach was Matt Meekins.

PERSONAL — Enjoys hiking ... favorite NFL player is Jarvis Landry ... his favorite NFL team is the Seattle Seahawks ... favorite movie is *Mission Impossible* ... lists Jackie Robinson as the person, dead or alive, he would most like to meet ... favorite sports movie is *Friday Night Lights* ... favorite superhero is Spiderman ... his favorite vacation spot is Saint Lucia in the Caribbean ... go-to-snack is a fruit bar or granola bar ... began playing football at age 10 ... has three younger siblings ... parents are Aaron and Karen Jones ... his father played two years at Northern Iowa ... majoring in energy management ... born November 27, 2001 in Cedar Rapids, Iowa.

40
Mitchell Kulkin
Linebacker
6-0 • 213 • Jr-2L
Jenks, Okla.



TULSA — A returning letterwinner ... a walk-on athlete ... has played in 20 career games ... has seen most of his playing time on special teams ... has 12 career tackles and one fumble recovery.

2020 — Played in all nine games ... had nine tackles, including eight eight solos ... tallied a career-high six tackles, all solos, against Navy in his most extensive playing time at the linebacker position.

2019 — Played in 11 games on special teams ... missed the season opener at Michigan State ... was credited with three tackles and one fumble recovery ... had a season-high two stops at Cincinnati ... recovered a fumble against Memphis.

2018 — Was one of several freshmen to sit out the season due to redshirt status.

HIGH SCHOOL — Played his prep football at Jenks High School ... totaled 127 tackles his senior season ... was named the District 6A-1 Linebacker of the Year as a senior ... totaled 115 tackles in his junior campaign ... high school coach was Allan Trimble.

PERSONAL — Enjoys playing the guitar ... favorite NFL team is the Dallas Cowboys ... his favorite book is *To Kill a Mockingbird* ... his favorite TV show is "Sons of Anarchy" ... favorite movie is *The Other Guys* ... favorite sports movie is *Remember the Titans* ... his favorite pro sports team is the Oklahoma City Thunder ... his go-to snack is peanut butter crackers ... retired Carolina Panthers linebacker Luke Kuechly is his favorite NFL player ... has two siblings ... his sister, Ellie, was a pole-vaulter at Oklahoma State ... parents are Billy and Kari Kulkin ... majoring in finance ... born September 8, 1999.

KULKIN'S CAREER STATISTICS

Defense	G-GS	UT	AT	Tot	Loss	Sack	FR	FF	PBU	INT
2018	Redshirt									
2019 (Fr)	11-0	2	1	3	0/0	0/0	1	0	0	0
2020 (So)	9-0	8	1	9	0/0	0/0	0	0	0	0
Totals	20-0	10	2	12	0/0	0/0	1	0	0	0

95
Cooper Laake
Defensive Lineman
6-3 • 262 • So-SQ
Austin, Texas



TULSA — A returning squad member.

2020 — Played in one game ... saw his only playing time against USF.

2019 — Was one of several true freshmen to sit out the 2019 season due to redshirt status.

HIGH SCHOOL — Was a three-year letterwinner at Bowie High School ... started three years on defense and his first two seasons on offense ... earned first-team all-district honors his sophomore, junior and senior seasons ... had a 3-star rating by 247Sports and Rivals.com ... originally committed to Texas Tech ... high school coach was Jeff Ables.

PERSONAL — Enjoys drawing, stocks an listening to music ... favorite NFL team is the Dallas Cowboys ... his favorite NFL player is Amari Cooper ... favorite movie is *John Wick* ... the Dallas Mavericks is his favorite pro sports team ... lists NBA great Shaquille O'Neal as his favorite professional athlete ... the super-power he would most like to have is teleportation ... began playing football at age 10 ... his go-to-snack is Popeyes chicken sandwich ... his favorite sports movie is *Remember the Titans* ... his favorite superhero is Batman ... the one word he uses to best describe himself is "ambitious" ... Keanu Reeves is his favorite actor ... has a younger brother ... parents are Russell and Kerrica Laake ... majoring in finance ... born January 3, 2001.

52
Deven Lamp
Defensive Lineman
6-4 • 253 • Sr-2L
Cedar Hill, Texas



TULSA — A two-year letterwinner ... has played in 26 career games ... has 12 career tackles and 2.5 stops for -7 yards.

2020 — Missed most of the season with an injury ... played in two games ... saw playing time against SMU and Tulane ... has one tackle on the year, coming against SMU.

2019 — Played in all 12 games ... was credited with seven tackles ... had a career-high three tackles against USF.

2018 — Played in all 12 games ... totaled four tackles, including two stops for -7 yards and one sack for -5 yards ... blocked a punt for a 10-yard return at Texas ... had a sack for -5 yards on his first play on defense against Arkansas State ... tallied two tackles and one stop for -2 yards vs. #23 USF.

2017 — Was one of several true freshmen to sit out the season due to redshirt status.

HIGH SCHOOL — Tallied 45 tackles, 11 TFLs, seven quarterback sacks, three quarterback hurries and two pass break-ups as a senior at Cedar Hill High School ... earned first-team all-District 7-6A honors his senior season ... high school coach was Joey McGuire.

PERSONAL — Favorite NFL team is the Carolina Panthers ... favorite pro sports team is the Boston Celtics ... lists Von Miller and Joey Bosa as his favorite NFL players ... enjoys playing video games ... his favorite TV show is "Martin" ... the one word he uses to best describe himself is "ambitious" ... his favorite movie is *Are We There Yet?* ... favorite book is *The Bible* ... his favorite sports movie is *Friday Night Lights* ... began playing football at age 9 ... monopoly is his favorite childhood game ... serves as president of the Black Men's Initiative (BMI) on campus ... a member of the Student-Athlete Advisory Committee (SAAC) ... his younger sister, Justus Jackson, played on the TU volleyball team for one season ... father is Dell Allen and mother is Nikita Busby ... his father played professional baseball in the Philadelphia Phillies organization ... earned his degree in marketing ... working on his MBA ... born April 28, 1999 in Davenport, Iowa.

LAMP'S CAREER STATISTICS

Defense	G-GS	UT	AT	Tot	Loss	Sack	FR	FF	PBU	INT
2017	Redshirt									
2018 (Fr)	12-0	2	2	4	2/-7	1/-5	0	0	0	0
2019 (So)	12-0	4	3	7	0.5/0	0/0	0	0	0	0
2020 (Jr)	2-0	1	0	1	0/0	0/0	0	0	0	0
Totals	26-0	7	5	12	2.5/-7	1/-5	0	0	0	0

90

Zack LongPlace-kicker
6-2 • 177 • Gr-2L
Pacific, Mo.

TULSA — A returning letterwinner ... joined the team in the spring of 2019 ... was already attending Tulsa when he made the decision to walk-on to the team ... first began playing football when he joined the Tulsa football team ... has played in 21 career games ... has handled kickoffs since the 2019 season and also handled placements in 2020 ... has 107 career kickoffs for 6,028 yards and a 56.4 average in his two seasons ... has converted 12-of-16 field goals in his career.

2020 — Handled placements and kickoffs ... earned second-team all-conference honors ... made 12-of-15 field goals and 25-of-26 PATs ... had 45 kickoffs for 2,491 yards and a 55.4 average ... ranked second in the AAC for field goal percentage, sixth for kick scoring ... and PAT percentage, and ninth for overall scoring ... connected on 4-of-4 field goals against Navy and scored 13 points in Tulsa's 19-6 win ... his field goals went a career-long 48, 25, 37 and 36 yards at Navy ... was named the AAC Special Teams Player of the Week for his performance against Navy ... connected on 2-of-2 field goals from 35 and 21 yards vs. ECU ... handled placements at #11 UCF for the first time of the season, converting on 2-of-2 field goals, covering 20 and 34 yards, and 2-of-3 PATs ... made his 34-yard field goal with 1:30 left in the game at UCF to give Tulsa a 34-26 lead.

2019 — Handled the kickoff duties ... had 62 kickoffs for 3,537 yards and a 57.0 average ... had nine touchbacks on the season ... attempted one field goal, a 42-yarder at SMU.

HIGH SCHOOL — Played soccer at Eureka High School.

PERSONAL — Enjoys fishing and golfing ... favorite professional sports team is the St. Louis Cardinals ... the Kansas City Chiefs is his favorite NFL team ... Patrick Mahomes is his favorite NFL player ... favorite TV show is "Yellowstone" ... lists *The Cowboys* as his favorite movie ... George Strait is his favorite musician ... began playing football at age 20 ... his favorite book is *The Operator* ... has two siblings ... his sister, Hannah, ran track at Stanford ... parents are David and Cindy Long ... earned his bachelor's degree in finance and accounting ... working on his MBA ... born August 29, 1998 in St. Louis, Mo.

LONG'S CAREER STATISTICS

Scoring	G	FG	PAT	Pts	Avg
2019 (Jr)	12	0-1	0-0	0	0.0
2020 (Sr)	9	12-15	25-26	61	6.8
Totals	21	12-16	25-26	61	2.9

Field Goals	G	Total	1-19	20-29	30-39	40-49	50+	Long
2019 (Jr)	12	0-1	0-0	0-0	0-0	0-1	0-0	0
2020 (Sr)	9	12-15	0-0	5-5	5-7	2-3	0-0	48
Totals	21	12-16	0-0	5-5	5-7	2-4	0-0	48

Kickoffs	G	No	Yds	Avg	TB
2019 (Jr)	12	62	3537	57.0	9
2020 (Sr)	9	45	2491	55.4	3
Totals	21	107	6028	56.4	12

7

TieNeal MartinSafety
6-1 • 203 • Sr-2L
Sacramento, Calif.

TULSA — A two-year letterwinner ... transferred to Tulsa from Yuba College prior to the 2018 season ... has played in 21 career games and has 10 starts ... has tallied 57 career tackles and six pass breakups ... has career-highs of 14 tackles and four pass breakups ... made the move from nickel to free safety prior to the 2020 season.

2020 — Played in seven games and had six starts ... did not start at Navy ... missed the USF and ECU contests ... had 27 stops, 1.5 TFLs for -2 yards and six pass breakups ... ranked 8th in the AAC for passes defended per game ... had a season-best seven tackles and a career-high four pass breakups at #11 UCF ... had six tackles vs. Mississippi State ... tallied five solo stops and one pass breakup against SMU ... collected five tackles in the 2020 opener at #11 Oklahoma State.

2019 — Earned a redshirt season ... played in the first two games before suffering a season-ending injury ... tallied one tackle in each of his two games played.

2018 — Played in all 12 games and started four contests in his first season ... his starting assignments came against Arkansas State, Temple, Houston and SMU ... totaled 28 tackles ... made his first career start against Arkansas State and totaled a career-high 14 tackles ... totaled four stops vs. UConn ... had three tackles at both Temple and Houston.

JUNIOR COLLEGE — Played two seasons at Yuba College ... totaled 70 tackles, 8.5 TFLs, five pass breakups and five interceptions as a sophomore ... had a 92-yard interception return for a touchdown ... earned a three-star *Rivals.com* rating ... junior college coach was Ted Hoal.

HIGH SCHOOL — Played his high school football at Grant High School ... played running back and safety in high school ... combined to rush for 598 yards, 6 TDs and a 7.6 average in his junior and senior seasons ... totaled 131 tackles and nine interceptions in his final two prep seasons ... totaled 68 stops and five interceptions as a senior.

PERSONAL — Favorite NFL team is the Minnesota Vikings ... enjoys fishing ... favorite movie is *Friday Night Lights* ... lists *Coach Carter* as his favorite sports movie ... majoring in management ... parents are Oneal and Ticyelcia Martin ... born September 4, 1997.

MARTIN'S CAREER STATISTICS

Defense	G-GS	UT	AT	Tot	Loss	Sack	FR	FF	PBU	INT
2018 (Jr)	12-4	14	14	28	0/0	0/0	0	0	0	0
2019 (Med)	2-0	0	2	2	0/0	0/0	0	0	0	0
2020 (Sr)	7-6	19	8	27	1.5/-2	0/0	0	0	6	0
Totals	21-10	33	24	57	1.5/-2	0/0	0	0	6	0

20

Cannon MontgomeryWide Receiver
5-10 • 174 • Sr-3L
Tulsa, Okla.

TULSA — A three-year letterwinner ... a walk-on athlete ... has played in 33 career games ... has caught three career passes for 13 yards ... has handled all holds on placements in 33 consecutive games.

2020 — Played in all nine games ... saw most of his playing time as the holder on placements ... made his first career start at receiver in the AAC Championship game against #6 Cincinnati ... had one reception for two yards at USF.

2019 — Saw action in all 12 contests ... handled all the holding duties for field goals and PATs ... also played at the receiver position ... caught two passes for 11 yards, as both receptions came against Oklahoma State.

2018 — Played in all 12 games as the holder for PATs and field goals.

2017 — Was one of several true freshmen to sit out the season due to redshirt status.

HIGH SCHOOL — Played his junior and senior seasons at Cascia Hall Prep ... started at receiver as a junior and senior and also started his senior campaign on defense at cornerback ... helped lead his team to the Class 4A state semifinals both seasons ... high school coach was Joe Medina ... spent his sophomore season at China Spring High School in Texas ... his coach at China Springs was Mark Bell.

PERSONAL — Favorite pro sports team is the Houston Astros ... lists the Dallas Cowboys as his favorite NFL team ... his favorite sports movie is *Remember the Titans* ... favorite NFL player is Patrick Mahomes ... the sport he prefers to watch, other than football, is rodeo ... favorite superhero is Iron Man ... began playing football at age 12 ... the one person he would most like to meet is country singer George Strait ... a member of the Fellowship of Christian Athletes ... his younger sister, Maci, is a member of the Tulsa cheer squad ... his father is Tulsa's head football coach ... parents are Philip and Ashli Montgomery ... received his bachelor's degree exercise & sports science in May 2021 ... working on his MBA ... born June 7, 1998 in Stephenville, Texas.

MONTGOMERY'S CAREER STATISTICS

Receiving	G-GS	Rec	Yds	Avg	TD	Long
2017	Redshirt					
2018 (Fr)	12-0	0	0	0.0	0	0
2019 (So)	12-0	2	11	5.5	0	10
2020 (Jr)	9-1	1	2	2.0	0	2
Totals	33-1	3	13	4.3	0	10

92

Darrias Murdock

Defensive Lineman
6-4 • 273 • So-SQ
Tulsa, Okla.



TULSA — A returning squad member.

2020 — Did not see playing time.

2019 — Was one of several freshmen to sit out the 2019 season due to redshirt status.

HIGH SCHOOL — Was a three-year letterwinner at Tulsa Union High School ... rated as the No. 29 prospect in the state of Oklahoma by *247Sports* ... earned *Tulsa World* all-metro honorable mention accolades ... was on the Class 6A-1 state championship team as a sophomore and runner-up team his junior season ... totaled 40 tackles, 10 TFLs, five sacks and one fumble recovery his senior season ... high school coach was Kirk Fridrich.

PERSONAL — Majoring in organizational studies ... born July 6, 2000.

79

Jaden Muskrat

Offensive Lineman
6-3 • 303 • Fr-RS
Bentonville, Ark.



TULSA — Played in four games in 2020 as a true freshman but earned a redshirt season.

2020 — Played in four games and started one contest ... saw his first career action at USF when he played 22 snaps at right tackle ... also played significant time at right tackle against #6 Cincinnati in the AAC Championship game in place of injured Chris Paul ... played three quarters and 62 snaps in that title game ... played most of the second half against Navy ... made his first career start and played the entire game against Mississippi State in the Armed Forces Bowl game for the injured Paul at right tackle.

HIGH SCHOOL — Played on the offensive line at Bentonville West High School as a senior in 2019 ... earned Class 7A all-state honors as a senior ... previously played prep football at Choctaw (Okla.) High School, where he played on the defensive line ... Bentonville West coach was Bryan Pratt.

PERSONAL — Enjoys hunting and fishing ... favorite pro sports team is the Boston Red Sox ... his favorite NFL team is the Detroit Lions ... favorite movie is *Red Dawn* ... began playing football at age 6 ... go-to-snack is fruit gummies ... his favorite sports movie *The Blind Side* ... his favorite musical group is Guns N' Roses ... favorite actor is the late John Wayne ... his third cousin was former WBO Heavyweight Champion, the late Tommy "The Duke" Morrison ... has two younger siblings ... majoring in arts & sciences ... parents

are Christopher and Lisa Muskrat ... born December 21, 2001 in Tulsa.

10

Sean O'Keefe

Safety
6-2 • 194 • Fr-RS
San Saba, Texas



TULSA — Was one of several true freshmen to sit out the 2020 season due to redshirt status.

HIGH SCHOOL — Was a four-year letterwinner and starter at San Saba High School ... one of 10 finalists for the Mr. Texas Football High School Player of the Year Award in 2019 ... played quarterback, receiver, running back and cornerback during his career ... led his team to a 14-1 mark as a junior and 13-1 record his senior season ... passed for 5,222 yards and 78 touchdowns, while rushing for 4,114 yards, an 8.3 average, 49 TDs and 19 100-yard rushing games in his prep career ... on defense, totaled career numbers of 97 tackles, eight pass breakups, four interceptions and four caused fumbles ... completed 56 passes for 1,146 yards and 21 TDs and rushed for 1,664 yards on 135 carries for a 12.3 average and 27 touchdowns as a senior ... had 25 stops, six pass breakups and two TFLs on defense his senior season ... earned all-West Texas honors, TSWA all-state, Padilla Poll all-state and District 7-2A MVP accolades both his junior and senior seasons ... has 2,312 passing yards and 36 touchdowns and rushing yards for 1,672 yards and 16 TDs as a junior ... was named the District 7-2A-I MVP as a junior ... was named second-team all-district as a sophomore quarterback ... a 3-star recruit by 247 Sports ... earned Academic all-state honors in 2019 ... high school coach was Andreas Aguirre.

PERSONAL — Enjoys playing board games and watching movies ... favorite food is fried chicken ... his favorite pro sports team is the Houston Rockets ... lists Jamal Adams as his favorite NFL player ... began playing football at age 8 ... favorite childhood game is monopoly ... the Carolina Panthers is his favorite NFL team ... his favorite superhero is Batman ... parents are Scott and Shelia Meador ... majoring in finance ... born August 28, 2001.

25

Jaise Oliver

Safety
6-2 • 201 • So-1L
Fairfield, Texas



TULSA — A returning letterwinner.

2020 — Played in all nine games ... had 11 tackles, including eight solos ... saw most of his playing time on special teams ... saw his first playing time on special teams in the season opener at #11 Oklahoma State ... his first playing time at safety came in the USF game, where he had his first career tackles with two ... also played at safety against East Carolina and was

credited with a career-high six tackles ... totaled two solo tackles at #6 Cincinnati in the AAC Championship game.

2019 — Was one of several freshmen to sit out the 2019 season due to redshirt status.

HIGH SCHOOL — Was a four-year letterwinner at Fairfield High School ... started the last three years on defense and started his sophomore season at receiver as well ... was a first-team all-district selection as a junior ... tallied 128 tackles, 24 passes defended, eight interceptions and four forced fumbles in his career ... had 529 career all-purpose yards ... was credited with 47 tackles, 12 passes defended, four interceptions and two forced fumbles as a senior ... earned first-team all-district and all-Smokey honors and was a second-team Super-Centex selection ... ranked 6th by the *Waco-Tribune* Central Texas' top senior football recruits ... collected 72 stops, 10 passes defended and two interceptions his junior season ... named first-team all-district and honorable mention Super-Centex as a junior ... also lettered four years in basketball and three years in track ... high school coach was John Bachtel.

PERSONAL — Enjoys playing video games and bowling ... favorite pro sports team is Philadelphia 76ers ... his favorite NFL team is the Arizona Cardinals ... Tyrann Mathieu is his favorite NFL player ... a member of the Black Men's Initiative (BMI) ... favorite movie is *Grown Ups* ... his favorite actor is Denzel Washington and favorite actress is Taraji P. Henson ... began playing football at age 4 ... played the trombone in the band for four years of high school ... parents are Charles Oliver and Karen Daniels ... his stepmother is Demetria Oliver ... stepfather is Jon Daniels ... has three older siblings ... majoring in exercise & sports science ... born December 14, 2000.

OLIVER'S CAREER STATISTICS

Defense	G-GS	UT	AT	Tot	Loss	Sack	FR	FF	PBU	INT
2019	Redshirt									
2020 (Fr)	9-0	8	3	11	0/0	0/0	0	0	0	0

32

James Palmer

Tight End
6-1 • 237 • Jr-2L
Moore, Okla.



TULSA — A two-year letterwinner ... has played in 25 career games and has 10 starts ... has six career receptions for 89 yards and one touchdown.

2020 — Played in all nine games and started two contests ... started against #11 UCF and Navy ... totaled two catches for eight yards ... made his only start at #11 UCF and had one catch for four yards ... scored his first career touchdown on a 4-yard game-winning catch against #19 SMU.

2019 — Played in all 12 games and started eight contests ... caught four passes for 81 yards ... made

his first career start at San Jose State ... also started against SMU, Navy, Memphis, Tulane, UCF, Houston and ECU ... had a career-best two receptions for 46 yards at Tulane ... caught a career-long 29-yarder against East Carolina ... had his first career catch against Navy for six yards.

2018 — Was one of several freshmen to redshirt in the 2018 season ... played in four games in 2018, mainly on special teams ... his game action came against UCA, Texas, Tulane and SMU.

HIGH SCHOOL — Was a three-year letterwinner at Westmoore High School ... was credited with 28 receptions for 448 yards and eight touchdowns in 10 games as a senior ... earned Big All-City second team honors by *The Oklahoman* and was a first-team all-conference performer his senior season ... ranked No. 22 on *The Oklahoman's* Super 30 list ... played in only three games his junior season due to injury, while catching 12 passes for 140 yards and two TDs ... caught 35 passes for 508 yards as a sophomore ... high school coach was Lorenzo Williams.

PERSONAL — Favorite NFL team is the New York Giants ... the New York Yankees is his favorite pro sports team ... favorite movie is *Shooter* ... his favorite athlete is MMA fighter Conor McGregor ... his favorite NFL player is Travis Kelce ... Mark Wahlberg is his favorite actor ... his go-to-snack is rice crispy treats ... began playing football at age 11 ... favorite TV show is "Avatar" ... favorite sports movie is *Remember the Titans* ... has four older siblings ... parents are Trey and Brenda Palmer ... majoring in management ... born August 29, 1999.

PALMER'S CAREER STATISTICS

Receiving	G-GS	Rec	Yds	Avg	TD	Long
2018 (RS)	4-0	0	0	0.0	0	0
2019 (Fr)	12-8	4	81	20.2	0	29
2020 (So)	9-2	2	8	4.0	1	4
Totals	25-10	6	89	14.8	1	29

71 Chris Paul

Offensive Lineman
6-4 • 324 • Sr-3L
Houston, Texas



TULSA — A three-year letterwinner and starter ... has played in 32 career games and has 28 starts ... made the move from left guard to right tackle in 2020 ... has now started games at right tackle (8), left guard (12) and right guard (8) in his career ... was named to the NCAA's Division I Football Oversight Committee as a SAAC representative for 2021 ... also serves as the American Athletic Conference's representative to the NCAA Division I Student-Athlete Advisory Committee ... a member of the NCAA Board of Governors Committee to Promote Cultural Diversity and Equity (CPCDE).

2020 — Played and started at right tackle in eight games ... named second-team all-conference ... missed the Armed Forces Bowl game and the final

three quarters at #6 Cincinnati and most of the second half at Navy due to an injury ... graded at 91-percent on 78 snaps against #11 UCF ... also graded 91-percent on 92 snaps vs. Tulane ... moved over to play left tackle in the second half for the USF game and graded out at 88-percent ... played 88 snaps and graded 89-percent vs. #19 SMU ... was named to the preseason watch list for the 2020 Wuerffel Trophy.

2019 — Started all 12 games at left guard ... took all the snaps in the first 11 contests.

2018 — Played all 12 games and started eight contests at right guard, including the final seven contests ... saw his first career playing time vs. UCA in the season opener ... came off the bench in four games ... was in the starting lineup vs. Arkansas State, #23 USF, Arkansas, Tulane, UConn, Memphis, Navy and SMU.

2017 — Was one of several true freshmen to sit out the season due to redshirt status.

HIGH SCHOOL — Was a two-year letterwinner at Jersey Village High School ... played on both the offensive and defensive lines ... anchored an offensive line that helped his team average 446 yards per game ... earned first-team all-district merits and was an academic all-district selection his senior season ... was team captain as a senior ... April 28th was Chris Paul Day at Jersey Village High School ... was the president of his high school class in 2016-17 ... high school coach was David Snokhous.

PERSONAL — Favorite NFL team is the Houston Texans ... hobbies include music production, vocal arrangements and technology ... his musical stage name is The Seventh (2020 EP Roads) ... favorite sports movie is *The Blind Side* ... his favorite pro athlete is Serena Williams ... favorite food is a mixture of Asian cuisine and cajun ... began playing football at age 13 ... favorite vacation spot is Venice, Italy ... his dream job would be as the U.S. Secretary of Defense ... the person he would most like to meet is former President Barak Obama ... was named a Top Ten Freshman in 2018-19 ... serves as chair of the conference's SAAC executive board for the 2020-21 and 2021-22 academic years ... a member of the AAC's Racial Equity Action Group (REAG) a member of the Black Men's Initiative (BMI) ... a member of the University Ambassadors, Student Association, Future Alumni Council and the Fellowship of Christian Athletes ... he is of Nigerian descent ... has two brothers ... his oldest brother, Nick, played football at Northeastern State ... his youngest brother, Patrick, plays football at Houston ... parents are Paul and Victoria Unawunwa ... graduated with his bachelor's degree in computer information systems in May 2021 ... working on his MBA ... born November 19, 1998.

84 Jalen Paxton

Wide Receiver
6-0 • 182 • Fr-RS
Houston, Texas



TULSA — Was one of several true freshmen to sit out the 2020 season due to redshirt status.

HIGH SCHOOL — Was a three-year letterwinner at Manvel High School ... played receiver and safety ... his team's three-year record was 39-5, including 13-1 his senior season ... caught 41 passes for 854 yards and 11 TDs as a senior ... had a 99-yard reception his senior campaign ... was credited with 23 receptions for 333 yards and five touchdowns his junior season ... a 3-star recruit by ESPN and 247 Sports ... high school coach was Kevin Hall.

PERSONAL — Favorite NFL team is the San Francisco 49ers ... his favorite NFL player is former great Randy Moss ... his favorite movie is *The Wood* ... favorite sports movie is *Friday Night Lights* ... go-to-snack is fruit snacks ... his favorite sport to play, other than football, is baseball ... the person he would most like to meet, dead or alive, is Michael Jackson ... has two younger siblings ... parents are Lex and April Paxton ... majoring in arts, culture and entertainment management ... born March 18, 2002 in Alamogordo, New Mexico.

90 Jaxon Player

Defensive Lineman
6-0 • 294 • Sr-3L
Waco, Texas



TULSA — A two-year letterwinner and returning starter ... has played in 28 career games and has 17 starts ... has 83 career tackles, 17 TFLs for -39 yards, three sacks for -6 yards, one forced fumble and one fumble recovery ... has also blocked four kicks in his career, including three field goals and one PAT ... a returning American Athletic Conference first-team all-league selection.

2020 — Played and started in all nine games at tackle ... was a first-team all-AAC selection ... registered 37 tackles, 9.5 TFLs for -26 yards, three sacks for -6 yards, five QB hurries and two blocked kicks ... ranked 8th in the AAC for tackles for lost yards ... tallied a career-best 12 tackles and 4.5 TFLs for -12 yards at Navy, while earning the AAC Defensive Player of the Week award for his performance ... had three tackles vs. #11 OSU, including one stop for -4 yards ... tallied four stops and one TFL for -3 yards at #11 UCF ... had three tackles and one TFL for -1 yard at USF ... totaled two tackles, four QB hurries and blocked a field goal against ECU ... had three stops and his first career sack for -3 yards vs. Tulane ... had four stops, 0.5 TFL for -2 yards, one fumble recovery and blocked one field in the AAC Championship game at #6 Cincinnati ... totaled five tackles and 0.5 TFL for -1 yard vs. Mississippi State in the Armed Forces Bowl.

2019 — Played in nine games and started eight contests ... totaled 35 stops and seven tackles for -13 yards ... had a season-high seven stops against Navy ... missed the Memphis, Tulane and UCF games with an injury ... returned to the lineup as a starter against Houston and had five stops and one TFL ... totaled four tackles, one TFL for -4 yards and one caused fumble at East Carolina ... also tallied four stops in the Michigan State and Oklahoma State games.

2018 — Played in 10 games as a true freshman ... did not play vs. Arkansas State and Navy ... had 14 tackles ... had a season-high four stops in three games, including UCA, USF and Tulane ... also blocked a PAT at #23 USF.

HIGH SCHOOL — Was a three-year letterwinner at Waco Midway High School ... helped lead his team to a 15-1 record as a senior and played in the state championship game ... totaled 136 tackles, including 23 TFLs and nine sacks as a senior ... earned first-team Super Centex honors his senior season ... earned a three-star *Rivals.com* rating ... was credited with 271 tackles, 47 TFLs, 26 hurries and 18 sacks in his three seasons ... also caused seven fumbles and three recoveries in his career ... had a No. 3 ranking as a defensive tackle in the state of Texas by *MaxPreps* ... high school coach was Jeff Hulme.

PERSONAL — Favorite NFL team is the Dallas Cowboys ... Aaron Donald is his favorite NFL player ... favorite actor is Denzel Washington ... most famous person he ever met was LaDainian Tomlinson ... mother's name is Christy Player ... majoring in management ... born September 23, 1999.

PLAYER'S CAREER STATISTICS

Defense	G-GS	UT	AT	Tot	Loss	Sack	FR	FF	PBU	INT
2018 (Fr)	10-0	5	9	14	0.5/-0	0/0	0-0-0	0	0	0
2019 (So)	9-8	16	19	35	7/-13	0/0	0-0-1	0	0	0
2020 (Jr)	9-9	23	14	37	9.5/-26.3/-6	1-0	0	0	0	0
Totals	28-17	44	42	86	17/-39	0/0	1-0-1	0	0	0

21 Bryson Powers

Nickel Safety
6-0 • 198 • Sr-3L
Spring, Texas



TULSA — A three-year letterwinner ... has played in 33 career games and has eight starts ... has 102 career tackles, five pass breakups, five forced fumbles and three fumble recoveries.

2020 — Played in all nine games and started one contest ... tallied 17 tackles, including 11 solos, two fumble recoveries, two forced fumbles and one pass breakup ... ranked third in the AAC for fumble recoveries per game ... tallied two tackles and caused a fumble and recovered a fumble on the same special teams play at #11 UCF ... had a season-best five stops, all solos, and one pass breakup in a starting assignment at USF ... collected two tackles and had one fumble recovery vs. ECU ... totaled three stops at #6 Cincinnati in the AAC Championship game.

2019 — Saw action in all 12 games ... was credited with 22 stops and two caused fumbles ... totaled a season-high four tackles vs. #25 Memphis ... compiled three stops at Tulane ... tallied two tackles in three games.

2018 — Played in all 12 games and started seven contests ... had 63 stops, four pass break-ups, one forced fumble and one fumble recovery ... had two double-figure tackle games ... totaled a season-high 12 stops and had one pass break-up against Tulane ... had 10 stops and one pass break-up vs. Memphis ... saw his first collegiate action in the opener vs. UCA, and had one tackle, one forced fumble and one fumble recovery that led to Tulsa's final touchdown ... started his first career game vs. #23 USF, while collecting six tackles and one pass break-up ... totaled nine tackles vs. UConn ... tallied eight tackles at Arkansas ... had six tackles at Houston ... compiled five tackles and one pass break-up against SMU.

2017 — Was one of several true freshmen to sit out the 2017 season due to redshirt status ... suffered a season-ending knee injury in 2017 preseason camp.

HIGH SCHOOL — Played quarterback, running back, receiver, linebacker and safety as a senior at Klein Collins High School ... was named the 2016 Houston Touchdown Club Scholar-Athlete of the Year ... led his team to a 13-2 record and the District 15-6A title his senior season ... moved back to Texas and played his junior season at Cypress Woods High School after one year in North Carolina ... passed for 763 yards and five TDs and rushed for 783 yards and 19 touchdowns his senior season ... also had 173 yards and one TD receiving ... was a second-team all-district selection at QB his junior campaign ... passed for 1,610 yards and 21 TDs and rushed for 795 yards and 12 touchdowns his junior season ... as a sophomore, earned second-team all-district accolades as a defensive back ... also lettered two years in baseball ... head coach at Klein Collins High School was Drew Svoboda.

PERSONAL — Favorite NFL team is the Houston Texans ... enjoys playing the guitar ... his favorite movie is *Goodwill Hunting* ... favorite book is *Outliers* ... the word that he uses to best describe himself is "motivated" ... favorite vacation spot is Daytona Beach, Florida ... Properties of Materials is his favorite class at Tulsa ... began playing football at age 8 ... baseball is his favorite sport, other than football, to play ... has three siblings ... parents are Steve and Bruns Bryson ... a Dean's List member for four straight years ... earned his bachelor's degree in mechanical engineering ... working on his MBA ... born August 28, 1998.

POWERS' CAREER STATISTICS

Defense	G-GS	UT	AT	Tot	Loss	Sack	FR	FF	PBU	INT
2017	Redshirt									
2018 (Fr)	12-7	34	29	63	0/0	0/0	1-0-1	4	0	0
2019 (So)	12-0	10	12	22	0/0	0/0	0-0-2	0	0	0
2020 (Jr)	9-1	11	6	17	0.5/-1	0/0	2-0-2	1	0	0
Totals	33-8	55	47	102	0.5/-1	0/0	3-0-5	5	0	0

8

Deneric Prince

Running Back
6-0 • 215 • Jr-1L
Manvel, Texas



TULSA — A returning letterwinner ... transferred to Tulsa from Texas A&M ... enrolled at Tulsa in January 2020.

2020 — Played in eight games and had two starts ... was in the starting lineup in the season opener at Oklahoma State and also against East Carolina ... missed the Navy game ... gained 475 yards and four touchdowns for a 5.4 average ... also returned two kicks for 40 yards ... rushed for 82 yards on 13 carries for a 6.3 average per attempt in the opener at Oklahoma State ... came off the bench at #11 UCF and rushed for 41 yards on eight carries ... tallied Tulsa's first 100-yard rushing game of the season with 109 yards and two TDs on 15 carries for a 7.3 average at USF ... had a long TD run of 62 yards against USF, the longest for a Tulsa running back since the 2015 season ... was named to the honorable mention list for the Tyler Rose Player of the Week Award for his performance against USF ... rushed for 73 yards and one touchdown on nine carries in the AAC Championship game against #6 Cincinnati.

PREVIOUS COLLEGE — Was a member of the Texas A&M team for two seasons ... played one game in 2018 before redshirting ... rushed for 21 yards on two attempts against Northwestern State ... did not see action in 2019.

HIGH SCHOOL — Played his prep football at Manvel High School ... earned second-team all-district honors after rushing for 863 yards and 10 touchdowns on 105 attempts for a 14-1 team as a senior in 2017 ... rushed for 417 yards and eight touchdowns on 69 carries his junior season ... a consensus 3-star recruit ... *247 Sports* and ESPN listed him in the Texas Top-150 as a prep senior ... high school coach was Kirk Martin.

PERSONAL — Began playing football at age 3 ... Reggie Bush is his favorite NFL player ... his favorite moment in a Tulsa uniform was scoring two TDs in the USF game in 2020 ... his favorite superhero is Flash ... has two siblings ... parents are Eric and Deena Prince ... majoring in organizational studies ... born April 11, 2000.

PRINCE'S CAREER STATISTICS

Rushing	G-GS	Att	Gain	Loss	Net	TD	Avg	Long
@ Texas A&M								
2018 (RS)	1-0	2	21	0	21	0	10.5	18
2019 (Fr)	Did Not Play							
@ Tulsa								
2020 (So)	8-2	88	506	31	475	4	5.4	62
Receiving	G-GS	Rec	Yds	Avg	TD	Long		
2020 (So)	8-2	1	11	11.0	0	11		
KO Returns	G	No	Yds	Avg	TD	Long		
2020 (So)	8	4	68	17.0	0	20		

1 Kendarin Ray

Safety
6-4 • 208 • Jr-2L
Brenham, Texas



TULSA — A two-year letterwinner and returning starter ... has played in 21 career games and has nine starts ... has 103 career tackles, 2.5 TFLs for -4 yards, eight pass breakups and three fumble recoveries ... has three career 10+ tackle games.

2020 — Played and started in all 9 games ... led the team with 63 tackles and seven pass breakups ... earned honorable mention all-AAC honors ... ranked 10th in the AAC for passes defended and 12th for total tackles ... had two double-figure tackle games ... made his first career start in the 2020 season opener at #11 Oklahoma State and tallied 11 tackles, all solos ... had his next double-digit tackle game with 10 stops and one pass breakup against Tulane ... had seven stops and one pass breakup at #11 UCF ... had four stops, all solos, one TFL for -2 yards and one pass breakups at USF ... compiled nine stops, including seven solos, and added two pass breakups against East Carolina ... had 5 tackles and one pass breakup in the AAC Championship game at #6 Cincinnati ... tallied six stops at Navy ... also recorded six stops and one pass breakup against Mississippi State in the Armed Forces Bowl.

2019 — Played in all 12 games ... recorded 40 tackles, 1.5 stops for -2 yards, three fumble recoveries and one pass break-up ... had four tackles in his first collegiate playing time at Michigan State in the season opener ... had a career-high with his first double-digit tackle game of 12 stops at Tulane ... totaled five tackles in back-to-back games against #23 Cincinnati and #25 Memphis ... was credited with four stops at East Carolina ... had three tackles and one TFL for -2 yards vs. Houston ... totaled two stops and one fumble recovery in the UCF game ... had two tackles and recovered an onside kick fumble at the one-yard line to score a touchdown at SMU ... also tallied two stops and one PBU vs. Wyoming.

2018 — Was one of several true freshmen to sit out the season due to redshirt status.

HIGH SCHOOL — Was a two-year starter at Brenham High School, where he played quarterback ... completed 105-of-219 passes for 1,598 yards and 16 touchdowns, while rushing for 1,953 yards, a 6.7 average and 19 TDs in his two years ... threw for 1,039 yards and 11 touchdowns and rushed for another 1,163 yards and 11 TDs his senior season ... high school coach was Glen West.

PERSONAL — Favorite NFL team is the Dallas Cowboys ... his favorite NFL player is Lamar Jackson, while his favorite professional athlete is LeBron James ... favorite movie is *Friday* ... his favorite sports movie is *Friday Night Lights* ... favorite food is seafood ... his favorite superhero is Captain America ... began playing football at age 5 ... the super-power he would most like to have is that of a mind-reader ... lists Cancun as his best

vacation spot ... chocolate cake is his favorite dessert ... has four older siblings ... father is Richard Ray and mother is Sheila Hughes ... majoring in exercise & sports science ... born May 14, 2000.

RAY'S CAREER STATISTICS

Defense	G-GS	UT	AT	Tot	Loss	Sack	FR	FF	PBU	INT
2018	Redshirt									
2019(Fr)	12-0	21	19	40	1.5/-2	0/0	3-1	0	1	0
2020(So)	9-9	44	19	63	1/-2	0/0	0-0	0	7	0
Totals	21-0	65	38	103	2.5/-4	0/0	3-1	0	8	0

11 Treyvon Reeves

Linebacker
6-2 • 224 • Gr-4L
Fort Worth, Texas



TULSA — A three-year letterwinner ... has played in 44 career games and has nine starts ... has 75 career tackles, 6.5 TFLs for -32 yards, 3.5 sacks for -24 yards, two pass breakups and one forced fumble.

2020 — Played in all nine games and had eight starts ... totaled 43 tackles, 5.5 TFLs for -25 yards, 2.5 sacks for -17 yards, two QB hurries, two pass breakups and forced one fumble ... had a season-high nine tackles and one pass breakup at #11 UCF ... also tallied nine tackles, two TFLs for -12 yards, one sack for -9 yards in the AAC Championship game against #6 Cincinnati ... had six stops, one TFL and one pass breakup vs. #19 SMU ... had four tackles and forced one fumble against East Carolina ... was credited with five tackles, two TFLs for -8 yards and one sack for -6 yards at Navy.

2019 — Played in 11 games in 2019, mostly on special teams ... had 12 tackles, including nine solo stops ... missed the OSU contest ... saw his most extensive playing time at linebacker against UCF, when he replaced an injured Diamon Cannon ... totaled a career-best seven tackles in that UCF contest.

2018 — Played in all 12 games and had one start ... was credited with 13 tackles and one stop for -7 yards ... tallied four tackles and one sack for -7 yards vs. Arkansas State ... had three solo tackles at Texas ... started his first career game against UConn and finished with four tackles and one quarterback hurry.

2017 — Played in all 12 games, mostly on special teams ... was credited with seven tackles ... had two tackles in the New Mexico and USF games.

2016 — Was one of several true freshmen to sit out the season due to redshirt status.

HIGH SCHOOL — Was a two-year letterwinner and starter at Boswell High School ... started both his junior and senior seasons at safety ... also saw playing time as a receiver on offense ... helped his team post an 11-2 overall record his senior campaign ... was credited with 204 career tackles in 24 varsity games ... totaled 127 stops, six pass break-ups, four interceptions and two fumble recoveries his senior

season ... had 15 carries for 174 yards and two TDs as a senior, while catching two passes for 36 yards on the offensive side of the ball ... totaled 76 tackles and three fumble recoveries as a prep junior ... high school coach was John Abendschen.

PERSONAL — Favorite pro sports team is the Dallas Cowboys ... favorite movie is *The Express* ... the one word he uses to best describe himself is "humble" ... enjoys listening to all types of music ... favorite food is gumbo ... has six younger siblings ... father is John Reeves and stepmother is Jessica Reeves ... his mother, Anitra Tillis, is deceased ... earned his degree in organizational studies in May 2021 ... born April 30, 1998.

REEVES' CAREER STATISTICS

Defense	G-GS	UT	AT	Tot	Loss	Sack	FR	FF	PBU	INT
2016	Redshirt									
2017(Fr)	12-0	3	4	7	0/0	0/0	0	0	0	0
2018(So)	12-1	8	5	13	1/-7	1/-7	0	0	0	0
2019(Jr)	11-0	9	3	12	0/0	0/0	0	0	0	0
2020(Sr)	9-8	27	16	43	5.5/-25	2.5/-17	0	1	2	0
Totals	44-9	47	28	75	6.5/-32	3.5/-24	0	1	2	0

4 Robert Revels III

Linebacker
6-2 • 217 • Gr-4L
Houston, Texas



TULSA — A four-year letterwinner ... entering his sixth year at Tulsa ... has played in 48 career games and has three starts ... has 63 career tackles, three TFLs for -10 yards, two fumble recoveries and one sack for -3 yards.

2020 — Played in all 9 games ... had one start, coming in the Armed Forces Bowl Game ... compiled 13 stops, two TFLs for -7 yards and one sack for -3 yards ... recorded a season-high five tackles and one sack for -3 yards in the opener at #11 Oklahoma State ... had two stops, including one TFL for -4 yards, at USF.

2019 — Played in all 12 games ... was credited with six tackles ... tallied a season-high three stops at East Carolina ... had his first tackle of the season with one stop against #25 Memphis and added a forced fumble in that game ... recovered a fumble on the opening kickoff against Navy.

2018 — Played and started the first two games before suffering a season-ending injury ... had eight tackles and one fumble recovery ... had three tackles and one fumble recovery in the season opener UCA ... tallied five stops at Texas.

2017 — Played in all 12 games ... had 25 tackles ... had a career-best six tackles against Houston ... compiled five stops at No. 23 USF ... totaled four stops at Tulane and #10 Oklahoma State ... was credited with three tackles vs. No. 21 Memphis.

2016 — Played in all 13 games as a true freshman ... saw most of his playing time on special teams ... was credited with 11 tackles ... had a season-

high three tackles against Memphis ... also had two stops against Ohio State and East Carolina.

HIGH SCHOOL — Was a three-year letterwinner at John H. Reagan High School ... started all three years at middle linebacker ... collected 75 tackles, seven TFLs, three sacks, four fumble recoveries and 10 quarterback hurries as a senior ... also had three interceptions, while returning two for touchdowns ... helped lead his team to a 9-2 record as a senior ... earned honorable mention all-state honors as a senior ... was a three-time all-district selection ... named the District 20-6A Defensive MVP his senior season ... received a three-star rating from 247 Sports ... was a first-team all-area selection as a junior by the *Killeen Daily Herald* ... totaled 84 tackles and three interceptions as a junior ... was credited with career totals of 233 tackles, seven sacks, seven interceptions and five forced fumbles ... high school coach was Stephen Dixon.

PERSONAL — Enjoys fishing, reading and playing video games ... favorite NFL team is the Houston Texans ... his favorite NFL player is DeShaun Watson ... lists boxing great Muhammad Ali as his favorite pro athlete ... the word he uses to best describe himself is "optimistic" ... began playing football at age 5 ... lists "Supernatural" as his favorite TV show ... the most famous person that he's ever met is Dikembe Mutumbo ... his favorite sports movie is *Remember the Titans* ... favorite movie is *State of the Union* ... was recognized as the male winner of the Faculty Athletic Board Classroom Grit Award at Tulsa's 2020 Golden Cane Awards ... his uncle and Godfather, James Goode, played football at the University of Oklahoma ... has five siblings mother is Kimberly Austin ... his father, Robert Revels, Jr., is deceased ... received his bachelor's degree in organizational studies in May 2020 ... working on his MBA ... born October 26, 1997.

REVELS' CAREER STATISTICS

Defense	G-GS	UT	AT	Tot	Loss	Sack	FR	FF	PBU	INT
2016 (Fr)	13-0	5	6	11	0/0	0/0	0-0	0	0	0
2017 (So)	12-0	8	17	25	0.5/-2	0/0	0-0	0	0	0
2018 (MR)	2-2	4	4	8	0.5/-1	0/0	1-0	0	0	0
2019 (Jr)	12-0	3	3	6	0/0	0/0	1-0	1	0	0
2020 (Sr)	9-1	11	2	13	2/-7	1/-3	0-0	0	0	0
Totals	48-3	31	32	63	3/-10	1/-3	2-0	1	0	0

84
Malik Rodgers
Wide Receiver
5-10 • 170 • So-1L
Pearland, Texas



TULSA — A returning letterwinner ... transferred to Tulsa from the Air Force Academy.

2020 — Played in six games ... did not play in the UCF, Navy and Cincinnati games ... caught seven passes for 85 yards ... had season-highs of five receptions for 51 yards in the Armed Forces Bowl against Mississippi State ... caught his first career pass in the Tulane game when he pulled in two passes for 34 yards, including a long of 29 yards.

2019 — Sat out the season after transferring to Tulsa from the Air Force Academy at mid-semester 2019.

HIGH SCHOOL — Was a three-year letterwinner and two-year starter at Shadow Creek High School ... had over 2,000 yards and 31 touchdowns receiving in his career ... was his Team MVP as a junior and senior ... went over 900 yards receiving with 15 TDs his senior season ... earned academic all-state honors in his final two seasons ... also lettered in track ... high school football coach was Brad Butler.

PERSONAL — Favorite NFL team is the San Francisco 49ers ... his favorite NFL player is DeAndre Hopkins ... began playing football at age 6 ... favorite movie is *Major Payne* ... his go-to-snack is hot pockets ... a member of the Black Men's Initiative (BMI) on campus ... favorite superhero is Batman ... the super-power he would most like to have is teleportation ... has one younger sibling ... parents are Rick and Janice Rodgers ... majoring in finance ... was born March 3, 2003 at Andrews Air Force Base in Maryland.

RODGERS' CAREER STATISTICS

Receiving	G-GS	Rec	Yds	Avg	TD	Long
2019	Redshirt					
2020 (Fr)	6-0	7	85	12.1	0	29

99
Everitt Rogers
Defensive Lineman
6-2 • 303 • So-1L
Killeen, Texas



TULSA — A returning letterwinner.

2020 — Played in seven games as a true freshman ... missed the USF and ECU contests ... had five tackles on the year ... had a season-best two stops vs. #19 SMU and Mississippi State ... saw his first collegiate playing time in the season opener at #11 Oklahoma State.

HIGH SCHOOL — Was a four-year letterwinner and three-year starter at Ellison High School ... was credited with 268 tackles, 86 TFLs and 24 sacks throughout his career ... tallied 80 tackles, 32 TFLs and eight sacks as a senior ... collected 77 tackles, 31 TFLs and six sacks his junior season ... earned first-team 12-6A all-district honors as a senior and second-team merits his junior campaign ... also lettered in track and powerlifting ... high school coach was Todd Wright.

PERSONAL — Enjoys drawing and playing video games ... favorite superhero is Captain America ... favorite pro sports team is the Cleveland Browns ... his favorite NFL player is Geno Atkins ... *Friday Night Lights* is his favorite sports movie ... favorite TV show is "Tankd" ... favorite actor is Vin Diesel ... has three older siblings ... his brother, Emmitt, played football for two years at Angelo State ... parents are Emmitt and Erica Rogers ... majoring in exercise & sports sciences ... born November 1, 2001.

ROGERS' CAREER STATISTICS

Defense	G-GS	UT	AT	Tot	Loss	Sack	FR	FF	PBU	INT
2020 (Fr)	7-0	2	3	5	0/0	0/0	0	0	0	0

5
JuanCarlos Santana
Wide Receiver
6-0 • 176 • Sr-2L
Katy, Texas



TULSA — A two-year letterwinner ... has played in 22 career games and has nine starts ... has career totals of 777 yards and four touchdowns on 53 receptions.

2020 — Played and started all nine games ... had 34 catches for 544 yards, a 16.0 average and four touchdowns ... had his second career 100-yard receiving game with 112 yards on four receptions vs. Mississippi State in the Armed Forces Bowl ... caught five passes for 54 yards and one TD at #6 Cincinnati in the AAC Championship game ... totaled a career-high 138 yards on eight catches vs. Tulane, including a 37-yard 'Hail Mary' reception in the end zone as time expired to send the game to OT ... was named to the AAC's weekly honor roll for his performance against Tulane ... had five receptions for 57 yards against #19 SMU ... totaled 88 yards on four catches against ECU, including a 39-yard TD ... totaled 42 yards on two receptions, including a 33-yard touchdown, at USF ... received his first career start in the opener at OSU and had three catches for 9 yards.

2019 — Played in 11 games ... missed the Houston game ... had 19 catches for 233 yards and one touchdown ... had career-bests of nine receptions for 98 yards against Navy ... also had a career-best 104 all-purpose yards vs. Navy ... had his first career TD on his only catch, a 14-yarder, against #25 Memphis ... had a season-long 42-yard reception for his only reception vs. SMU ... made his first career receptions at San Jose State in the second game of the season with three catches for 33 yards.

2018 — Played in two games ... saw action against UConn and SMU.

2017 — Was one of several true freshmen to sit out the season due to redshirt status.

HIGH SCHOOL — Helped lead Katy High School to a 10-3 record as a senior ... caught 43 passes for 843 yards and 13 touchdowns his senior season ... ranked at No. 56 in the *Houston Chronicle's* Area Top-100 ... had six receptions for 130 yards against Cypress Ranch High School as a senior ... earned honorable mention all-district honors as a junior ... high school coach was Gary Joseph.

PERSONAL — Lists the Kansas City Chiefs and Green Bay Packers as his favorite NFL teams ... his favorite professional athlete is Kyrie Irving ... his favorite TV show is "Family Guy" ... favorite superhero is Batman ... favorite movie is *Godfather Part 2* ... began playing football at the age of 10 ... his favorite sports movie is *Raging Bull* ... his go-to-snack is Oreo cookies ... his favorite sport to play,

other than football is basketball ... father is Juan Carlos Angulo ... mother is Jeannette Santana ... majoring in organizational studies ... born March 6, 1999.

SANTANA'S CAREER STATISTICS

Receiving	G-GS	Rec	Yds	Avg	TD	Long
2017	Redshirt					
2018 (Fr)	2-0	0	0	0.0	0	0
2019 (So)	11-0	19	233	12.3	1	42
2020 (Jr)	9-9	34	544	16.0	4	57
Totals	22-9	53	777	14.7	5	57

19 Grant Sawyer

Linebacker
6-3 • 220 • Sr-3L
Argyle, Texas



TULSA — A three-year letterwinner ... has played in 33 career games and has two starts ... has 41 career tackles, nine TFLs for -35 yards, two sacks for -19 yards and two fumble recoveries.

2020 — Played in all nine games and started two games ... had his first career start vs. #19 SMU ... also started at Navy ... had 23 stops, seven TFLs for -32 yards, two sacks for -19 yards and one fumble recovery ... tied his career-high with seven stops at Navy and added two TFLs for -19 yards and one sack for -17 yards ... collected three stops vs. East Carolina ... had three stops, one sack for -2 yards and one fumble recovery at USF ... came off the bench in the opener at Oklahoma State and had a career-high seven tackles, including a career-best 3.5 TFLs for -11 yards.

2019 — Played in all 12 games, mostly on special teams ... recorded seven tackles ... had season-highs of two tackles against both Oklahoma State and Navy.

2018 — Played in all 12 games as a true freshman ... tallied 11 tackles, two stops for -3 yards and one fumble recovery ... played in the season opener and had three stops and one TFL for -1 yard against UCA ... had two stops and one fumble recovery vs. UConn.

HIGH SCHOOL — Was a three-year letterwinner at Liberty Christian High School ... played receiver, tight end and safety ... started three years on offense and two years on defense ... had 104 tackles and five interceptions from his safety position as a senior ... earned first-team all-district and all-state honors his senior season ... was named the Team MVP as a senior ... was credited with 168 yards receiving and two TDs on nine catches as a junior in 2016, and also tallied 90 tackles and four interceptions ... completed his junior season with 90 tackles, seven pass break-ups and four interceptions ... high school was Barton Hundley.

PERSONAL — Favorite NFL team is the Dallas Cowboys ... favorite NFL player is Jason Witten ... favorite movie is *Rocky* ... wiffle ball was his favorite childhood game ... began playing football at age 6 ... uses the word "determined" to best describe himself ... his favorite superhero is Captain America

... pizza is his favorite food ... his older brother, Garrett, played football at Angelo State ... parents are Greg and Stephanie Sawyer ... majoring in management ... born March 4, 1999 in Orange County, California.

SAWYER'S CAREER STATISTICS

Defense	G-GS	UT	AT	Tot	Loss	Sack	FR	FF	PBU	INT
2018 (Fr)	12-0	8	3	11	2/3	0/0	1-0	0	0	0
2019 (So)	12-0	2	5	7	0/0	0/0	0-0	0	0	0
2020 (Jr)	9-2	14	9	23	7/32	2/19	1-0	0	1	0
Totals	33-2	24	17	41	9/35	2/19	2-0	0	1	0

56 Tyler Smith

Offensive Lineman
6-6 • 322 • So-1L
Fort Worth, Texas



TULSA — A returning letterwinner ... was a Freshman All-America selection in the 2020 season ... has played in 13 career games and has 11 starts.

2020 — Played and started at left tackle in all nine games ... named Freshman All-America by the FWA and *The Athletic* ... earned first-team all-AAC honors ... played all offensive snaps in seven games ... played 72 snaps and graded 94-percent at #6 Cincinnati ... graded 86-percent on 92 snaps against Tulane ... played 87 snaps and graded 87-percent vs. #19 SMU ... missed the second half at USF after leaving the game right before the end of the first half with an injury.

2019 — Was one of several true freshmen to red-shirt in the 2019 season ... played in the final four games of the ... started two games at left tackle ... saw his first career action at left tackle vs. Tulane ... made his first career start against UCF, playing the entire game in place of injured starter Chris Ivy ... also saw action vs. Houston ... started and played most of the contest in the season finale at East Carolina.

HIGH SCHOOL — Was a three-year letterwinner at North Crowley High School ... played guard and tackle in his career ... helped pave the way for an offense that gained 293 yards and 3.5 touchdowns per game rushing in 2018 ... earned first-team all-district honors and third-team all-state accolades his junior season ... high school coach was Courtney Allen.

PERSONAL — Favorite NFL team is the New Orleans Saints ... his favorite NFL player is all-time great Barry Sanders ... the *Avengers: Endgame* is his favorite movie ... Floyd Mayweather is his favorite pro athlete ... favorite sports movie is *Friday Night Lights* ... his favorite vacation spot is Sandestin ... if he were forced to give up all of his possessions but one, he would keep his family photo book ... one person he would most like to meet, dead or alive, would be Hannibal Barca, the Carthaginian general considered to be one of the greatest military commanders in world history, born in 247 BC ... the one word he uses to best describe himself is "comedian" ... parents are Woodrow Jones and Patricia Smith ... majoring in finance ... born April 3, 2001

97 Tyarise Stevenson

Defensive Lineman
6-3 • 365 • Gr-4L
Donaldsonville, La.



TULSA — A four-year letterwinner ... has played in 44 career games with 27 starts ... has career totals of 83 tackles, 7.5 TFLs for -29 yards and three sacks for -20 yards.

2020 — Played and started all nine games at nose guard ... had 17 stops and 2.5 TFLs for -12 yards and one sack for -8 yards in 2020 ... totaled a season-best six tackles and 1.5 TFL for -4 yards vs. East Carolina ... had three stops against Navy and Tulane.

2019 — Played in all 12 games and had four starts ... started the Navy, Memphis, Tulane and UCF games ... totaled 17 stops and one sack for -11 yards ... registered a season-high three stops vs. Houston ... had two tackles against Michigan State, Oklahoma State, #223 Cincinnati, #25 Memphis and Tulane ... his only tackle against SMU was an 11-yard sack.

2018 — Played in all 12 games ... had 11 starting assignments ... totaled 25 tackles and four stops for -6 yards ... totaled a season-high five tackles at Navy ... compiled four tackles and two TFLs for -4 yards vs. #23 USF ... had two stops vs. Arkansas State ... totaled three tackles at Texas and Temple ... tallied four stops vs. Tulane.

2017 — Played in 11 games and started three contests ... did not play in the season opener ... had 24 tackles ... had a career-high seven stops at Tulane ... added five tackles against Navy, as he made his first career start as a fifth defensive lineman ... also started the USF and Temple games ... totaled four tackles vs. Houston and had a blocked PAT against #23 USF.

2016 — Was one of several true freshmen to sit out the 2016 season due to redshirt status.

HIGH SCHOOL — Was a four-year letterwinner at Donaldsonville High School ... started on the offensive line all four years, and started his final three seasons on the defensive line ... was credited with 56 tackles, 13 TFLs, seven sacks and three fumble recoveries as a senior ... received a three-star rating from 247Sports as a senior ... earned first-team all-district honors as a defensive tackle his senior campaign ... collected 59 tackles, seven TFLs and six sacks his junior season ... high school coach was Brian Richardson.

PERSONAL — Favorite NFL team is the Cleveland Browns ... Odell Beckham Jr. is his favorite NFL player ... enjoys fishing, racing and playing video games ... favorite movie is *Spiderman II* ... his favorite sports movie is *Gridiron* ... began playing football at age 6 ... favorite book is *The Notebook* ... spaghetti is his favorite food ... Shaquille O'Neal is the most famous person that he's met ... favorite TV show is "Family Guy" ... has two older siblings

... his father is Anthony Nelson ... mother is Melissa Stevenson ... majoring in organizational studies ... born July 7, 1998. (pronounced Tie-air-is)

STEVENSON'S CAREER STATISTICS

Defense	G-GS	UT	AT	Tot	Loss	Sack	FR	FF	PBU	INT
2016	Redshirt									
2017 (Fr)	11-3	8	16	24	0/0	0/0	0	0	0	0
2018 (So)	12-11	12	13	25	4/6	1/1	0	0	0	0
2019 (Jr)	12-4	9	8	17	1/11	1/11	0	0	0	0
2020 (Sr)	9-9	11	6	17	2.5/12	1/8	0	0	0	0
Totals	44-27	40	43	83	7.5/29	3/20	0	0	0	0

11

Josh Stewart

Wide Receiver
6-3 • 202 • Gr-3L
Cedar Hill, Texas



TULSA — A three-year letterwinner ... has played in 29 career games ... has 25 career receptions for 302 yards and a 12.1 average.

2020 — Played in all nine games ... had 10 receptions for 94 yards ... totaled three catches for 29 yards vs. Tulane ... grabbed three passes for 16 yards against East Carolina ... had his first reception since the ninth game of the 2018 season with a 12-yard catch at #11 UCF.

2019 — Did not see action.

2018 — Played in nine games ... missed the first three games of the season ... saw most of his playing time on special teams ... saw his first action of the season at Temple ... had two receptions for 46 yards and a 23.0 average per completion ... had his first reception of the season against #23 USF, covering 28 yards ... caught an 18-yard pass against UConn.

2017 — Played in 11 games ... started the first nine games ... did not play at No. 23 USF ... caught 13 passes for 162 yards ... saw his first career action and start in the season opener at Oklahoma State, catching three passes for 30 yards ... had two receptions for a season-best 49 yards, including a season-long 31-yarder against Louisiana ... caught two passes for 29 yards vs. UConn.

2016 — Was one of several true freshmen to sit out the 2016 season due to redshirt status.

HIGH SCHOOL — A three-year letterwinner at Cedar Hill High School ... started at receiver his senior season ... led his prep team to a 9-2 record as a senior ... caught 20 passes for 353 yards and six touchdowns his senior campaign ... averaged 41.6 punting yards ... received a three-star rating from 247Sports ... high school coach was Joey McGuire.

PERSONAL — Favorite NFL team is the Dallas Cowboys ... favorite movie is *The Hatefule Eight* ... his favorite sports movie is *Goal* ... his favorite TV show is "Power" ... lists receivers Odell Beckham Jr. and Julio Jones as his favorite NFL players ... his favorite sport, other than football, to play is soccer ... began playing football at age 13 ... his favorite

book is *The Fire Within* ... favorite vacation spot is Brazil ... has three siblings ... parents are Steve and Romona Stewart ... received his bachelor's degree in management ... working on his MBA ... born January 8, 1998.

STEWART'S CAREER STATISTICS

Receiving	G-GS	Rec	Yds	Avg	TD	Long
2016	Redshirt					
2017 (Fr)	11-9	13	162	12.5	0	31
2018 (So)	9-0	2	46	23.0	0	28
2019 (Jr)	0-0	0	0	0.0	0	0
2020 (Sr)	8-0	10	94	9.4	0	15
Totals	28-9	25	302	12.1	0	31

2

Keylon Stokes

Wide Receiver
5-10 • 198 • Sr-4L
Manvel, Texas



TULSA — A four-year letterwinner and three-year starter ... has played in 42 career games and has 33 starts ... has 155 receptions for 2,402 yards in his career ... has also totaled 60 kickoff returns for 1,244 yards, 37 rushing attempts for 211 yards and 26 punt returns for 99 yards ... ranks third on the school's career chart for all-purpose yards with 3,956 yards ... has seven career 100-yard receiving games.

2020 — Played and started in all nine games ... earned second-team all-AAC honors ... had a team-leading 644 yards and three touchdowns on 46 catches ... returned 14 punts for a 3.4 average ... ranked fourth in the AAC for receiving yards per game and seventh for receptions per game ... also ranked seventh in the AAC for punt return average ... had a season-best 122 yards on 8 receptions against #19 SMU ... totaled 117 yards and one TD on nine catches in the Armed Forces Bowl vs. Mississippi State ... had a team-high 95 yards and a 13-yard TD on six receptions at #11 UCF ... had 90 yards and one touchdown on six receptions against East Carolina ... totaled 66 yards on four receptions at USF ... caught four passes for 55 yards and rushed two times for six yards in the season opener at #11 Oklahoma State ... was on the Biletnikoff preseason watch list.

2019 — Played and started all 12 games ... had a team-leading 1,040 yards and six touchdowns on 62 receptions for a 16.8 average per catch and an 86.7 per game average ... was named to the watch lists for both the Biletnikoff and Hornung Awards ... became the 18th player in school history to go over 1,000 receiving yards in a single season ... totaled four 100-yard receiving games ... had five 50+ yard receptions, including two for touchdowns ... totaled a career-high 144 yards on nine receptions against Houston, including a 62-yarder ... caught nine passes for 129 yards vs. #25 Memphis ... totaled 162 all-purpose yards at #23 Cincinnati with 99 receiving, 59 kickoff return and four punt return yards ... had five receptions for 101 yards and two TDs at SMU, including a 58-yard touchdown ... the two TDs vs. SMU marked his first career multiple TD game ... tallied 109 yards and one touchdown on seven receptions against Oklahoma State ... had three receptions for

78 yards and one TD, including a 55-yarder, at Tulane ... finished the season with four receptions for 76 yards and one score at East Carolina.

2018 — Played in all 12 games and had 11 starts ... caught a team-high 41 passes for a team-high 575 yards and two touchdowns ... also rushed 15 times for 104 yards, a 6.9 average and two TDs ... also has 13 kickoff returns for 305 yards and a 23.5 average ... compiled 191 all-purpose yards vs. SMU with 140 receiving, 40 KOR and 11 rushing yards ... had Tulsa's only 100+ receiving game of the year with 140 yards vs. SMU ... was named to the AAC's weekly honor roll for his performance against SMU ... totaled 226 all-purpose yards with 144 kickoff return yards, 56 receiving yards and 26 rushing yards at Navy ... had his first career TDs against Tulane with a 28-yard reception and a 14-yard run ... had 74 yards on three receptions at Arkansas, including a career-long 65-yarder ... had 126 all-purpose yards at Texas, including 62 receiving yards, 48 rushing yards and one KOR for 16 yards.

2017 — Played in nine games as a true freshman ... had six receptions for 143 yards and a 23.8-yard average per reception ... also had 26 kick returns for 527 yards and a 20.3 average ... saw his first career playing time in the fourth game of the season against New Mexico ... had two receptions for 70 yards against Tulane, including a long of 52 yards in his most extensive playing time at receiver up to that point ... also returned five kicks for 114 yards with a long of 27 at Tulane ... had one reception for 44 yards, and had six kickoff returns for 101 yards against Memphis ... had 108 kickoff return yards on four returns at SMU ... caught a 24-yard pass at No. 23 USF.

HIGH SCHOOL — Led his Manvel High School team to a 14-1 record ... had a 3-star ranking from both *Scout.com* and *Rivals.com* ... caught 80 passes for 1,263 yards and 15 touchdowns his senior season ... also rushed for 261 yards and three TDs ... as a junior, caught 28 passes for 654 yards, a 23.4 average per catch, and five TDs ... high school coach was Kirk Martin.

PERSONAL — Favorite NFL team is Houston Texans ... lists Jarvis Landry as his favorite NFL player ... his favorite pro athlete is boxer Floyd Mayweather ... favorite sports movie is *Any Given Sunday* ... younger brother of former TU receiver Keewan Lucas, who ranks third on the school's all-time receiving list ... father is Clevon Stokes ... stepmother is Kendra Stokes ... an organizational studies major ... born October 18, 1999.

STOKES' CAREER STATISTICS

Receiving	G-GS	Rec	Yds	Avg	TD	Long
2017 (Fr)	9-1	6	143	23.8	0	52
2018 (So)	12-11	41	575	14.0	2	70
2019 (Jr)	12-12	62	1040	16.8	6	62
2020 (Sr)	9-9	46	644	14.0	3	49
Totals	42-33	155	2402	15.5	11	70

Rushing	G-GS	Att	Gain	Loss	Net	TD	Avg	Long
2017 (Fr)	9-1	0	0	0	0	0	0.0	0
2018 (So)	12-11	15	117	13	104	2	6.9	26
2019 (Jr)	12-12	9	42	0	42	0	4.7	10

2020 (Sr)	9-9	13	65	0	65	0	5.0	13
Totals	42-33	37	224	13	211	2	5.7	26

KO Returns	G	No	Yds	Avg	TD	Long
2017 (Fr)	9	26	527	20.3	0	39
2018 (So)	12	13	305	23.5	0	47
2019 (Jr)	12	19	369	19.4	0	41
2020 (Sr)	9	2	43	21.5	0	24
Totals	42	60	1244	20.7	0	47

Punt Returns	G	No	Yds	Avg	TD	Long
2017 (Fr)	9	0	0	0.0	0	0
2018 (So)	12	0	0	0.0	0	0
2019 (Jr)	12	12	52	4.3	0	11
2020 (Sr)	9	14	47	3.4	0	17
Totals	42	26	99	3.8	0	17

All-Purpose	G	Rec	Rush	KOR	PR	Plays	Yards	YPG
2017 (Fr)	9	143	0	527	0	32	670	74.4
2018 (So)	12	575	104	305	0	69	984	82.0
2019 (Jr)	12	1040	42	369	52	102	1503	125.3
2020 (Sr)	9	644	65	43	47	75	799	88.8
Totals	42	2402	211	1244	99	278	3956	94.2

STOKES' CAREER 100-YARD RECEIVING GAMES (7)

Yards	TDs	Rec	Opponent	Year
144	0	9	Houston	2019
140	0	6	SMU	2018
129	0	9	Memphis	2019
122	0	8	SMU 2	020
117	1	9	vs. Mississippi State	2020
109	1	7	Oklahoma State	2019
101	2	5	@ SMU	2019

6 Jon-Michael Terry

Linebacker
6-3 • 252 • Gr-TR
Tulsa, Okla.



TULSA — A graduate transfer from the University of Oklahoma ... will play his fifth season at Tulsa ... joined the Tulsa team for the spring 2021 semester ... participated in spring drills.

PREVIOUS COLLEGE — Played in a total of 42 career games and made eight starts at Oklahoma ... totaled 52 career tackles and 5.5 TFLs for -13 yards at OU ... was a two-time Big 12 All-Academic selection ... started first six games of his junior season before suffering a season-ending injury against Texas ...

SENIOR (2020) — An Academic All-Big 12 First Team honoree ... played in nine games and made two starts (Missouri State and Baylor) ... missed the Oklahoma State game ... totaled 23 tackles, 2.5 tackles for loss, one sack, a pass breakup and two QB hurries ... tallied two stops and a pass breakup vs. Baylor ... made three solo tackles at Texas Tech ... logged four tackles (two solo and 1.0 for loss) at TCU ... registered career-highs of seven tackles (two solo, five assists), 1.5 TFLs and 1.0 sack vs. No. 22 Texas ... made two stops (one solo) at Iowa State.

JUNIOR (2019) — Named to Academic All-Big 12 First Team ... started first six games before getting hurt vs. Texas and missing rest of season ... finished with 16 tackles, including 10 solos ... registered 2.5

tackles for loss and a half sack ... recorded a season-high three unassisted tackles in win vs. No. 11 Texas ... notched three tackles (1.0 for loss) at Kansas ... logged season-high four tackles (two unassisted, 0.5 for loss) against Texas Tech ... had two tackles (1.0 for loss, 0.5 sack) in opener vs. Houston.

SOPHOMORE (2018) — Played in all 14 games, primarily on special teams ... registered two tackles against Baylor (9/29) ... recorded two tackles (0.5 for loss) against UCLA ... tallied one stop in season opener against Florida Atlantic.

REDSHIRT FRESHMAN (2017) — Played in 13 games (missed 9/9 contest at Ohio State) ... finished with eight tackles ... tied season-high with three tackles against West Virginia... recovered a fumble and made two tackles at Kansas... recorded first three tackles of his career against... made OU debut against UTEP.

FRESHMAN (2016) — Redshirted.

HIGH SCHOOL: Played linebacker and tight end at Victory Christian Academy ... totaled 453 tackles and caught 148 passes for 2,300 yards and 17 touchdowns in his prep career ... ranked as a four-star recruit by ESPN and a three-star recruit by Scout, 247Sports and Rivals ... selected for 2016 Semper Fi All-American Bowl ... rated as No. 28 outside linebacker in country by Scout and No. 41 by Rivals ... ranked as No. 34 weak-side defensive end in country by 247Sports ... chosen by ESPN as No. 51 defensive end prospect ... selected as No. 3 overall recruit in Oklahoma by Rivals, 247Sports and ESPN ... made 175 tackles as a senior with seven TFL, four sacks and two fumble recoveries ... recorded 103 total tackles, 19 sacks, one pass deflection and one fumble recovery as a junior ... also lettered in basketball and track.

PERSONAL: Favorite NFL player is TJ Watt ... his favorite sports movie is the *Longest Yard* ... lists the Oklahoma City Thunder as his favorite pro sports team and the Cleveland Browns as his favorite NFL team ... favorite movie is *Rocky* ... favorite book is *Old Man and the Sea* ... Denzel Washington is his favorite actor ... enjoys playing video games, reading and exercising ... began playing football at the age of 12 ... has two siblings ... parents are Anthony and Kim Terry ... working on his MBA ... born August 15, 1997.

TERRY'S CAREER STATISTICS

Defense	G-GS	UT	AT	Tot	Loss	Sack	FR	FF	PBU	INT
@Oklahoma										
2016	Redshirt									
2017 (Fr)	13-0	2	6	8	0/0	0/0	1	0	0	0
2018 (So)	13-0	1	4	5	0.5/0	0/0	0	0	0	0
2019 (Jr)	6-6	10	6	16	2.5/-4	0.5/-1	0	0	0	0
2020 (Sr)	10-2	11	12	23	2.5/-9	1/-7	0	0	1	0
Totals	42-8	24	28	52	5.5/-13	1.5/-8	1	0	1	0

43 Tyler Tipton

Place-kicker
6-2 • 183 • Fr-RS
Little Elm, Texas



TULSA — Was one of several freshmen to redshirt during the 2020 season ... played in two games — #11 Oklahoma State and #6 Cincinnati ... attempted a field goal in the season opener at Oklahoma State ... made his first career PAT attempt in the OSU game ... had his only kickoff at Cincinnati for 63 yards.

HIGH SCHOOL — Was a three-year letterwinner and started his senior season ... earned second-team academic all-state merits ... was named his team's Special Teams MVP ... high school coach was Kendrick Brown.

PERSONAL — Favorite NFL team is the Dallas Cowboys ... enjoys disc golf, fishing and reading ... favorite musician is Johnny Cash ... the one word to best describe himself is "enthusiastic" ... favorite NFL player is Dan Bailey ... his favorite book is *Red Rising* ... go-to-snack is barbeque chips ... parents are Tony and Tina Tipton ... majoring in finance ... born October 6, 2001.

TIPTON'S CAREER STATISTICS

Scoring	G	FG	PAT	Pts	Avg
2020 (RS)	2	0-1	1-1	1	0.5

Field Goals	G	Total	1-19	20-29	30-39	40-49	50+	Long
2020 (RS)	2	0-1	0-0	0-1	0-0	0-0	0-0	0

Kickoffs	G	No	Yds	Avg	TB
2020 (Fr)	2	1	63	63.0	0

80 Bayne Tryon

Tight End
6-2 • 233 • Fr-RS
Houston, Texas



TULSA — Was one of several freshmen to sit out the 2020 season due to redshirt status ... played in one game as a true freshman ... saw limited time in the USF game.

HIGH SCHOOL — Was a two-year letterwinner and starter at Cy-Fair High School ... helped lead his team to a two-year mark of 22-4, including an 11-1 record in 2019 ... had 17 receptions for 400 yards, a 23.5 average and 3 TDs his senior season ... was credited with 23 catches for 499 yards and 6 touchdowns in his career ... was named 17-6A all-district first team as an H-back his senior campaign ... was a two-time academic all-district selection ... high school coach was Ed Pustejovsky.

PERSONAL — Enjoys hunting and fishing ... favorite NFL team is the Dallas Cowboys ... his favorite pro athlete is baseball star Mike Trout ... favorite movie is *The Green Mile* ... his dream job is to be a hunting and fishing guide ... lists the Bahamas as

his favorite vacation spot ... go-to snack is pretzels ... his favorite sports movie is *Friday Night Lights* ... favorite actor is Adam Sandler ... has one older sibling ... parents are Ron and Dawn Tryon ... majoring in business management ... born April 30, 2002.

72

Dillon Wade

Offensive Lineman

6-4 • 302 • Fr-RS

Houston, Texas



TULSA — Was one of several freshmen to sit out the 2020 season due to redshirt status.

HIGH SCHOOL — Was a three-year letterwinner and starter at Cypress Falls High School ... played on the offensive and defensive lines ... helped lead his team to a 10-2 record as a senior ... played left tackle his junior and senior seasons ... earned first-team all-district honors as a junior and senior ... had 50 pancake blocks as senior and 20 his junior campaign ... was a second-team all-district selection in sophomore season ... a 3-star recruit by 247 Sports ... high school coach was Chris Brister.

PERSONAL — Favorite NFL team is the Pittsburgh Steelers ... his favorite NFL player is Dallas offensive lineman Tyron Smith ... favorite professional athlete is Lebron James ... began playing football at age 4 ... has four siblings ... parents are Robert and Cenetta Wade ... majoring in arts & sciences ... born May 23, 2002.

22

LJ Wallace

Safety

6-2 • 200 • Jr-1L

Atwater, Calif.



TULSA — A returning letterwinner ... transferred to Tulsa from Iowa Western Community College ... also attended the University of Colorado.

2020 — Played in the final five games, mostly on special teams ... saw his first playing time in the SMU game.

JUNIOR COLLEGE — Played at No. 4 -ranked Iowa Western CC in 2019 ... had a 3-star rating by 247Sports ... totaled 17 tackles and two pass break-ups in six games in 2019.

PREVIOUS COLLEGE — Red-shirted as a true freshman at Colorado in 2018.

HIGH SCHOOL — Rated as a 3-star recruit by the major recruiting services ... Scout.com ranked him No. 40 in the country at the safety position ... was a first-team Central California Conference selection as a junior and a senior at Buhach Colony High School ... named to the *Merced Sun-Star* All-Area football team in 2018 ... under coach Kevin Navarra, the Thunder went 7-4 his senior year, losing to Del Campo in the first round of the CIF

Sac-Joaquin Section Division II Playoffs, went 5-5 his junior year and 3-7 as a sophomore ... as a senior, he amassed 60 tackles (31 solo stops), two tackles for a loss, one sack, one interception and one forced fumble in 11 games ... had 10 carries for 91 yards and one touchdown along with 15 receptions for 231 yards and three TDs on offense ... added 231 yards on 11 kickoff returns, which included on 86-yard return for a TD ... as a junior, he posted 47 tackles (25 solo), picked off two passes, broke up four others and forced one fumble in eight games ... caught 10 passes for 124 yards and two TDs and returned three punts for 66 yards with one TD ... as a sophomore, he had 23 tackles, one interception, one pass breakup and one fumble recovery in five games ... played with the TMP Elite 7-on-7 team from Southern California the summer after his junior season ... top games as a senior: scored two rushing touchdowns, caught TD and had 10 tackles in a 36-22 win over Golden Valley; posted 15 tackles in a 51-30 loss to Tracy ... also participated in track and field, running the 100- and 200-meter dashes, on the sprint relay teams and competing in the high jump.

PERSONAL — Favorite movie is *Stomp the Yard* ... favorite food is Mexican ... the Pittsburgh Steelers is his favorite NFL team ... favorite NFL player is Jamal Adams ... began playing football at age 6 ... go-to-snack is Cheez-it crackers ... his dream car is a Dodge Hellcat Redeye Challenger ... has four siblings ... was married in July 2020 ... wife's name is Adrianna ... parents are Kenny Suttles and Tricia Williams ... full name is Lavon Lee Wallace ... majoring in organizational studies ... born September 15, 1999.

WALLACE'S CAREER STATISTICS

Defense	G-GS	UT	AT	Tot	Loss	Sack	FR	FF	PBU	INT
2020 (So)	5-0	0	0	0	0/0	0/0	0	0	0	0

34

Kaylon Washington

Cornerback

6-2 • 207 • Fr-RS

Forest Hill, Texas



TULSA — Was one of several freshmen to redshirt during the 2020 season ... played in one game, seeing action against USF.

HIGH SCHOOL — Was a two-year letterwinner at North Crowley High School ... played receiver his junior season and moved to cornerback as a senior ... had three interceptions against Sam Houston, while earning *Fort Worth Star-Telegram* defensive player of the week for his performance ... had five interceptions on the year ... was a first-team all-district selection his senior season ... was a 3-star recruit by ESPN and 247 Sports ... high school coach was Courtney Allen.

PERSONAL — Enjoys drawing ... favorite NFL team is the Dallas Cowboys ... his favorite NFL player is Jalen Ramsey ... his favorite sports movie is *The Longest Yard* ... favorite childhood game was Madden ... started playing football at age 8 ... his

favorite singer is Roddy Ricch ... teleportation is the super-power he would most want ... the word he uses to best describe himself is "mellow" ... go-to-snack is fruit cups ... has two younger siblings ... father is Dameion James ... mother is Saquishia Williams and stepfather is Steven Williams ... majoring in art ... born January 28, 2002.

23

Anthony Watkins

Running Back

5-11 • 207 • So-1L

Fort Worth, Texas



TULSA — A returning letterwinner ... transferred from Missouri prior to the 2020 season.

2020 — Played in eight games, mostly on special teams ... gained 21 rushing yards and totaled 30 kickoff return yards on two returns ... rushed for a season-best 18 yards on four carries at USF.

PREVIOUS COLLEGE — Spent the 2019 season at Missouri, where he received a redshirt season ... saw action in one game, coming against Southeast Missouri State when he carried the ball six times for 19 yards.

HIGH SCHOOL — Played all over the field during his time at South Hills High School, garnering all-state honors at multiple positions ... tabbed as a four-star recruit and the nation's No. 34 prospect at running back according to ESPN ... was a three-star prospect according to Rivals.com and 247Sports.com ... as a senior, rushed for 2,601 yards on just 295 carries over 10 games (8.8 yards per carry and 260.1 per game) ... scored 34 rushing touchdowns and had nine games with more than 100 yards ... added five catches for 140 yards and a score ... earned all-state mention on both offense and defense ... was the Class 7-5A Offensive Player of the Year as a junior ... rushed for 1,600 yards and 28 touchdowns while playing quarterback, corner and safety while also returning kicks for South Hills his junior campaign ... was an honorable mention all-state pick as a junior ... received Third-Team Utility Defense by the Texas Sports Writers Association ... was a first-team all-start selection by the *Star-Telegram* ... South Hills went 10-1 during his junior season and he helped the team to back-to-back district titles ... finished his high school career with more than 4,000 career rushing yards and averaged 9.2 yards per carry with 61 career touchdowns ... also competed in track & field and basketball ... rated as the No. 5 running back prospect in the Dallas-Fort Worth area by the *Star-Telegram*.

PERSONAL — Favorite NFL team is the Philadelphia Eagles ... favorite TV show is "Meet the Browns" ... favorite sports movie is *Space Jam* ... favorite actor is Chris Tucker ... his go-to-snack is cereal ... began playing football at age 5 ... the one word he uses to best describe himself is "humble" ... the one person, dead or alive, he would most like to meet is Martin Luther King, Jr. ... has three younger siblings ... mother is Kela Brooks ... father is Tyrone Watkins and stepmother is Lashanda Brooks Watkins ...

majoring in organizational studies ... born June 27, 2000.

WATKINS' CAREER STATISTICS

Rushing G-GS Att Gain Loss Net TD Avg Long

@ Missouri

2019 (RS) 1-0 6 19 0 19 0 3.2 5

@ Tulsa

2020 (Fr) 8-0 7 22 1 21 0 3.0 12

KO Returns G No Yds Avg TD Long

@ Missouri

2019 (RS) 1 0 0 0.0 0 0

@ Tulsa

2020 (Fr) 8 2 30 15.0 0 18

66 Gerard Wheeler

Offensive Center
6-3 • 337 • Sr-2L
Plano, Texas



TULSA — A two-year letterwinner and starter ... has played in 21 career games and has started 20 contests, all at the center position ... saw his first playing time in the 2019 season.

2020 — Played and started in all nine games ... was an honorable mention all-AAC selection ... played 77 snaps and graded out at 86-percent against East Carolina ... played 87 snaps and graded 84-percent against #19 SMU ... graded 82-percent on 72 snaps at #6 Cincinnati in the AAC Championship game.

2019 — Played in all 12 games at the offensive center position ... started the final 11 contests ... made his first career start and played the entire game at San Jose State ... played the entirety of eight of the final 11 games ... came out of the game for a few snaps vs. UCF and Houston ... saw his first career playing time in the season opener at Michigan State, where he was inserted into the game in the second quarter and played the remainder of the contest at center.

2018 — Did not see playing time.

2017 — Was one of several true freshmen to sit out the season due to red-shirt status.

HIGH SCHOOL — Played at Plano Senior High School ... graded at 90-percent or above in all 10 games his senior season ... had 43 pancake blocks and 67 blocks that triggered explosive plays ... was a first-team District 6-6A selection ... named to the All-Collin County first team ... high school coach was Jaydon McCullough.

PERSONAL — Favorite childhood game was NBA 2K ... writes poems and songs ... lists the lion as his favorite animal ... began playing football at age 11 ... has served as vice president of the Black Men's Initiative (BMI) on campus ... has one younger brother ... parents are Gerard and Tanisha Wheeler ... majoring in organizational studies ... born August 19, 1999 in Chicago, Illinois.

91 Cullen Wick

Defensive Lineman
6-3 • 264 • Gr-3L
Hallettsville, Texas



TULSA — A three-year letterwinner ... was a 2018 mid-year transfer from Blinn Junior College ... has played in 30 career games and has seven starts ... has 71 career tackles, 9.5 stops for -59 yards and 4.5 sacks for -48 yards.

2020 — Played in six games and had four starts ... did not play against USF, East Carolina and Mississippi State ... tallied 12 tackles, 3.5 stops for -11 yards and 2.5 sacks for -9 yards ... had a season-high three tackles against Navy ... tallied two tackles each against SMU, Tulane and Cincinnati.

2019 — Played in all 12 games and had three starts ... had 30 stops and one TFL for -2 yards in ... tied a career-high with five tackles at Michigan State in the season opener ... made his first career start vs. Wyoming ... tallied four tackles against Oklahoma State and SMU.

2018 — Played in all 12 games ... compiled 29 tackles, five stops for -46 yards and two sacks for -39 yards ... saw his first action in the season opener against UCA and had three tackles and 1.5 stops for -3 yards ... had a season-high five stops vs. #23 USF ... tallied three tackles vs. Tulane, UConn and Memphis ... also collected three tackles and one TFL for -4 yards at Arkansas ... had three solo tackles, including two sacks for -39 yards against SMU.

JUNIOR COLLEGE — Was credited with 45 tackles and 7.5 sacks for -41 yards his redshirt freshman season at Blinn Junior College in 2017 ... junior college coach was Ryan Mahon.

HIGH SCHOOL — Played his prep football at Hallettsville Sacred Heart High School ... earned first-team all-district honors as a senior ... also lettered in basketball and track ... high school coach was Pat Henke.

PERSONAL — Favorite NFL team is the Green Bay Packers ... grew up on a farm ... began playing football at age 12 ... has three siblings ... his brother, Cole, played football at Incarnate Word and in the NFL ... his brother, Evan, played football at East Tennessee State ... parents are Roy and Pam Wick ... majoring in management ... born March 10, 1998.

WICK'S CAREER STATISTICS

Defense G-GS UT AT Tot Loss Sack FR FF PBU INT

2018 (So) 12-0 13 16 29 5/-46 2/-39 0 0 0 0

2019 (Jr) 12-3 8 22 30 1/-2 0/0 0 0 0 0

2020 (Sr) 6-4 8 4 12 3.5/-11 2.5/-9 0 1 0 0

Totals 30-7 29 42 71 9.5/-59 4.5/-48 0 1 0 0

3 Cristian Williams

Nickel Safety
6-0 • 180 • Gr-4L
Dallas, Texas



TULSA — A four-year letterwinner and two-year starter ... has played in 47 career games with 24 starts ... the 2021 season is his seventh season on the Tulsa roster ... returned to the playing field in 2019 after coming back from what appeared to be a career-ending injury in 2018 ... was diagnosed with Arnold Chiari Type 1 malformation, which likely had been there since birth ... underwent surgery in February 2019 and was cleared to return to playing status in July ... has 174 career tackles, 5.5 stops for -9 yards, 10 pass breakups, three fumble recoveries, one forced fumble and one interception ... has four career double-digit tackle games.

2020 — Played and started in eight games ... missed the USF game ... was fourth on the team with 48 tackles ... added four pass breakups, one forced fumble and one fumble recovery ... collected a season-high 10 stops in the AAC Championship game at Cincinnati ... was named Tulsa's MVP of the Armed Forces Bowl after totaling seven tackles and one pass breakup against Mississippi State ... tallied seven stops at #11 UCF ... had five tackles, an 0.5 TFL for -2 yards and one PBU at Tulane ... totaled five stops vs. #19 SMU and East Carolina ... had 4 tackles, all solos, one fumble recovery and one pass breakup in the season opener at #11 Oklahoma State.

2019 — Played in and started all 12 games ... compiled 57 stops, three pass break-ups, one forced fumble and one interception ... totaled a season-high 10 tackles and had his first career interception against UCF ... had a team-high nine stops vs. Oklahoma State ... compiled five tackles at #23 Cincinnati ... also recorded five tackles against San Jose State, #25 Memphis and Houston.

2018 — Played in the first two games and had one start ... missed the remaining 10 games with an injury ... received a medical hardship case ... totaled 12 tackles in his two appearances ... started the Texas contest and collected a career-high 11 tackles.

2017 — Played in all 12 games and started three contests ... saw playing time in the defensive secondary and on special teams ... his starting assignments came against Houston, UConn and Temple ... totaled 37 tackles, including 25 solos ... had a season-high 10 tackles against Tulane in his most extensive playing time at the safety position ... added five stops each against Toledo, Houston and Memphis.

2016 — Played in 13 games ... saw most of his playing time on special teams ... was credited with 20 tackles and one fumble recovery ... had season-highs of three tackles against Tulane and East Carolina.

2015 — Was one of several freshmen to sit out the 2015 season due to redshirt status.

HIGH SCHOOL — Was a three-year letterwinner and starter at Dallas Lincoln High School ... started all three years on defense and offense ... played receiver and safety ... earned second-team all-district honors as a senior ... was credited with 90 tackles, five forced fumbles and three interceptions his senior season ... tallied 88 stops and two interceptions as a junior and totaled 55 tackles his sophomore season ... also had 532 yards receiving and four TDs as a junior on the offensive side of the ball ... high school coach was John Towels.

PERSONAL — Favorite NFL team is the New Orleans Saints ... his favorite NFL player is Tyrann Matthieu ... his favorite professional athlete is the late Kobe Bryant ... interested in the culinary arts ... began playing football at age 9 ... originally from New Orleans, Louisiana, but was displaced by Hurricane Katrina ... parents are Shaun and Vonda Williams ... received his degree in organizational studies the summer of 2020 ... working on a degree in psychology ... born December 27, 1996 in New Orleans, Louisiana.

C. WILLIAMS' CAREER STATISTICS

Defense	G-GS	UT	AT	Tot	Loss	Sack	FR	FF	PBU	Int
2015	Redshirt									
2016 (Fr)	13-0	12	8	20	0.5/0	0/0	1-0	0	0	0-0
2017 (So)	12-3	25	12	37	1/3	0/0	1-0	0	3	0-0
2018 (Med)	2-1	8	4	12	1/1	0/0	0-0	0	0	0-0
2019 (Jr)	12-12	25	32	57	1.5/-2	0/0	0-0	0	3	1-0
2020 (Sr)	8-8	30	18	48	1.5/-3	0/0	1-0	1	4	0-0
Totals	47-24	100	74	174	5.5/-9	0/0	3-0	1	10	1-0

24
DaMarco Williams
Cornerback
6-5 • 190 • Fr-RS
Temple, Texas

TULSA — Was one of several freshmen to redshirt in the 2020 season ... played primarily on special teams in four games — SMU, Tulane, Navy and Cincinnati ... had his first career tackle against Navy.

HIGH SCHOOL — Was a three-year letterwinner at Temple High School ... started his senior season ... played safety, cornerback, nickel, end and outside linebacker during his prep career ... high school coach was Scott Stewart.

PERSONAL — Enjoys drawing and meditating ... favorite NFL player is Jamal Adams ... his favorite pro athlete is Russell Westbrook ... favorite sports movie is *Above the Rim* ... favorite book is *Hunger Games* ... started playing football at age 5 ... his favorite foods are hot wings and fries ... banana pudding is his favorite dessert ... dream car is a 1967 Camaro SS ... parents are David and Candice Williams ... majoring in arts & sciences ... born December 21, 2001 in Columbus, Georgia.

D. WILLIAMS' CAREER STATISTICS

Defense	G-GS	UT	AT	Tot	Loss	Sack	FR	FF	PBU	Int
2020 (RS)	4-0	1	0	1	0/0	0/0	0	0	0	0

37
Lachlan Wilson
Punter
6-3 • 194 • So-1L
Melbourne, Victoria, Australia



TULSA — A returning letterwinner ... played Australian Rules Football before coming to Tulsa ... did not begin playing American football until he came to Tulsa in the fall of 2019.

2020 — Handled the punting chores in all nine games ... averaged 42.9 yards on 42 punts ... placed 14 inside the 20-yard line, 15 were fair caught and nine traveled 50+ yards ... saw his first action in the season opener at #11 Oklahoma State and punted seven times for a 37.7 average with a long of 49 yards ... was named the AAC co-Special Teams Player of the Week after just his second career game when he punted seven times for a 45.1 average with four inside the 10-yard line and a long of 67 yards against #11 UCF ... was named to the Ray Guy Award Watch List after that performance ... averaged a season-best 54.5 yards with a long of 75 yards on four punts vs. #19 SMU ... his 75-yard punt was the longest for a Tulsa punter since 2009 when Michael Such had an 83-yard punt ... the 75-yarder is tied for the ninth longest in school history ... averaged 41.8 points on four punts at Navy, while executing a fake punt for a 22-yard gain and a first down ... was named to the AAC weekly honor roll for his performance against Navy ... averaged 43.2 yards on four punts vs. Tulane with a long of 52 yards and one inside the 20-yard line ... averaged 46.0 yards on five punts at #6 Cincinnati in the AAC Championship game.

2019 — Was one of several freshmen to sit out the 2019 season due to redshirt status.

PREVIOUS EXPERIENCE — Played Australian Football for the Heidelberg Football Club ... started for four years ... played the full forward position, which required punting for goals and passing.

PERSONAL — Favorite NFL team is the Dallas Cowboys ... lists Lamar Jackson as his favorite NFL player ... favorite professional athlete is Conor McGregor ... the one word he uses to best describe himself is 'resilient' ... has two siblings ... parents are Tim and Belinda Wilson ... majoring in business management ... born May 7, 1998.

WILSON'S CAREER STATISTICS

Punting	No	Yds	Avg	Long	TB	FC	I20	50+	Blk
2019	Redshirt								
2020 (Fr)	42	1801	42.9	75	3	15	14	9	0

30
Justin Wright
Linebacker
6-2 • 239 • Jr-2L
Abilene, Texas



TULSA — A two-year letterwinner and returning starter ... has played in 25 career games and has nine starts ... has totaled 70 career tackles, 11 stops for -29 yards, one fumble recovery and one interception.

2020 — Played and started in all nine games ... was a second-team all-conference selection ... ranked second on the team in tackles with 62 stops ... was third on the team in TFLs with 9 for -23 yards ... also had 1.5 sacks for -9 yards, one fumble recovery and one interception ... ranked ninth in the AAC for tackles for lost yardage ... started his first career game at #11 Oklahoma State and tallied four tackles, all solos ... had a career-high nine tackles in back-to-back games against #19 SMU and Tulane ... also added one TFL for -6 yards vs. Tulane and one TFL for -1 yard against SMU ... also totaled nine tackles, 2.5 TFLs for -8 yards and one sack for -6 yards at Navy ... totaled eight stops and three TFLs for -4 yards at #11 UCF ... tallied seven tackles and had his first career interception vs. ECU ... tallied four stops and had a 6-yard fumble recovery at #6 Cincinnati in the AAC Championship game ... had a team-high 8 stops with a 0.5 sack for -3 yards vs. Mississippi State in the Armed Forces Bowl.

2019 — Played in all 12 games, mostly on special teams ... had seven tackles and two stops for -6 yards ... had a career-best three tackles and added 1.5 TFLs for -5 yards against Navy.

2018 — Was one of several freshmen to earn a redshirt season ... played in four games, including Arkansas State, Temple, Houston and UConn, mostly on special teams ... saw his first playing time on special teams at Arkansas State ... had one tackle on the season, coming against Temple ... played two snaps at MIKE linebacker in the Houston game.

HIGH SCHOOL — Was a three-year letterwinner at Abilene Cooper High School ... in addition to playing linebacker, also saw action at tight end and handled the punting duties ... compiled 91 tackles, 15 TFLs, six sacks, three caused fumbles and two fumble recoveries as a senior ... averaged 40 yards per punt his senior season ... was a two-time all-district 4-5A selection and earned all-Big Country honors as a senior ... totaled had two interceptions, including one for a TD in week 4 against Wolfforth Frenship High School ... head coach was Todd Moebes.

PERSONAL — Enjoys hunting ... favorite musician is George Strait ... his favorite pro sports team is the Dallas Cowboys ... lists Ben Boulware as his favorite NFL player ... the hashtag he uses to best describe himself is #crazy ... began playing football at age 4 ... his go-to-snack is beef jerky ... favorite movie is *Friday Night Lights* ... dream job is to be a Texas Ranger or Game Warden ... has three brothers and three sisters ... married in June 2020 ... his wife's name is Emma ... father is Mark Wright ... mother is Rachel Stevens ... stepmother is Tasha Wright ... stepfather is Dave Stevens ... majoring in energy management ... born February 9, 2000.

WRIGHT'S CAREER STATISTICS

Defense	G-GS	UT	AT	Tot	Loss	Sack	FR	FF	PBU	Int
2018 (RS)	4-0	1	0	1	0/0	0/0	0-0	0	0	0-0
2019 (Fr)	12-0	3	4	7	2/-6	0/0	0-0	0	0	0-0
2020 (So)	9-9	37	25	62	9/-23	1.5/-9	1-6	0	0	1-3
Totals	25-9	41	29	70	11/-29	1.5/-9	1-6	0	0	1-3

2021 Football Non-Scholarship Players



18
Kamdyn Benjamin
Wide Receiver
5-9 • 168 • So-SQ/WO
Midlothian, Texas
Cedar Hill HS



95
Alex Haight
Place-kicker
5-10 • 172 • Fr-RS/WO
Owasso, Okla.
Owasso HS



88
Kemani Brown
Wide Receiver
5-10 • 160 • Fr-RS/WO
Miami, Fla.
Northwestern HS



18
Brad Hensley
Safety
6-0 • 172 • So-SQ/WO
Tulsa, Okla.
Cascia Hall HS



33
Sam Clayton
Linebacker
6-1 • 201 • So-SQ /WO
Prosper, Texas
Legacy Christian HS




37
Hunter Rangel
Nickel Safety
5-9 • 180 • So-SQ/WO
Houston, Teaxs
Cy-Fair HS



16
Carson Collins
Quarterback
6-0 • 195 • So-SQ/WO
Lucas, Texas
Lovejoy HS



54
Trevor Reh
Linebacker
6-2 • 223 • So-SQ/WO
San Diego, Calif.
Cathedral Catholic HS



28
Corbin Daniels
Wide Receiver
6-1 • 182 • Jr-SQ/WO
Tulsa, Okla.
Holland Hall HS/ NEO A&M



96
Vincent Ume-Ezeoke
Defensive Lineman
6-1 • 256 • So-SQ/WO
Pflugerville, Texas
Pflugerville HS



47
Daniel Giddens II
Linebacker
6-1 • 217 • Fr-RS/WO
Broken Arrow, Okla.
Summit Christian Academy

2021 Tulsa Newcomer Roster

Player	Pos.	Ht.	Wt.	Cl.	Hometown	Previous School
22 Scottie Alexander	WR	6-2	198	Fr-HS	Collierville, Tenn.	Collierville HS
24 Steven Anderson	RB	6-2	242	Jr-TR	Live Oak, Fla.	Southern Miss
1 Braylon Braxton	QB	6-3	205	Fr-HS	Frisco, Texas	Independence HS
12 Tyree Carlisle	CB	6-1	180	So-JC	LaGrange, Ga.	Independence CC
52 Will Farniok	C	6-3	295	Jr-TR	Sioux Falls, SD	Nebraska
6 Jordan Ford	RB	5-10	188	Jr-JC	Chattanooga, Tenn.	Garden City CC
2 Travon Fuller	CB	6-1	180	Gr-TR	Athens, Texas	Texas A&M
16 Zion Hopes	SAF	6-3	180	Fr-HS	Jefferson, Texas	Jefferson HS
25 Bill Jackson	RB	5-10	195	Fr-HS	St. Louis, Mo.	Cardinal Ritter College Prep
20 Jaden Moore	LB	6-3	220	Fr-HS	Shreveport, La.	Green Oaks HS
0 Ezra Naylor II	WR	6-4	206	Gr-TR	Atlanta, Ga.	Kansas
48 Owen Ostroski	DL	6-2	245	Fr-HS	Tulsa, Okla.	Holland Hall HS
26 Marquis Shoulders	WR	5-10	165	Fr-HS	Katy, Texas	Katy Tompkins HS
5 Kenney Solomon	CB	6-0	185	So-TR	Myrtle Beach, SC	Tennessee
58 Elijah Taylor	DL	6-3	280	Gr-TR	Cincinnati, Ohio	Eastern Kentucky
6 #Jon-Michael Terry	LB	6-3	252	Gr-TR	Tulsa, Okla.	Oklahoma

#Enrolled in spring 2021 (BIO listed in returning players section)

2021 Tulsa Newcomers

22 Scottie Alexander

Wide Receiver
6-2 • 198 • Fr-HS
Collierville, Tenn.
Collierville HS



HIGH SCHOOL — Was a three-year starter at Collierville High School ... totaled 878 yards for a 16.3 average per catch and had eight TD receptions in three seasons ... had 406 receiving yards on 27 receptions for a 15.0 average as a senior ... had a 3-star rating by 247Sports and Rivals.com.

24 Steven Anderson

Running Back
6-2 • 242 • Jr-TR
Live Oak, Fla.
Suwannee HS
Southern Miss



Transferred to Tulsa prior to the 2021 season after four years at Southern Miss ... opted out during the 2020 season ... has two seasons of eligibility remaining.

2020 (Junior) — Opted out in the 2020 season.

2019 (Sophomore) — Played in 12 games ... rushed for 195 yards and three touchdowns ... had a season-high 54 yards and one TD on 11 carries against FAU ... also totaled 41 yards and one TD on 13 attempts vs. UAB.

2018 (RS Freshman) — Found his niche at running back after stints at QB and tight end ... second on the team for rushes (76) and yards (4.2 per carry) while leading the way with six touchdowns ... ran 12 times (career-high) for 29 yards and two scores in win over LA Tech (second one serving as the game-winner with 6:02 left) ... then bested that with 19 for 92 yards and a score in the finale at UTEP ... also unleashed a 17-yarder against the Miners ... posted career-long 20-yard runs in wins over Rice and UTSA ... had two of his four receptions on the year in the Marshall victory.

2017 (Freshman) — Redshirted while transitioning from quarterback.

HIGH SCHOOL — Was an honorable mention Florida Class 5A all-state selection ... threw for 707 yards on 32-of-89 attempts and nine TDs and only one interception, averaging 78.6 yards per contest ... added a team-best 906 rushing yards on 131 carries (6.9 avg) with 11 scores and four 100-yard games ... named all-area his junior season as he passed for 718 yards with nine TDs and ran for 544 yards with five TDs for the Class 5A regional finalists ... a two-star prospect by both Rivals.com and Scout.com ... was also a member of the basketball team.

CAREER TOTALS @ USM

Year	G	Att	Net	AVG	TD	LONG	YPG
2017	Redshirt						
2018 (Fr-RS)	11	76	318	4.2	6	20	28.9
2019 (So)	12	62	195	3.1	3	11	16.3
2020	Opted Out						
Totals	23	138	513	3.7	9	20	22.3

1 Braylon Braxton

Quarterback
6-3 • 205 • Fr-HS
Frisco, Texas
Independence HS



HIGH SCHOOL — A dual-threat quarterback ... was a three-year starter at Independence High School ... had a 3-star rating by 247Sports and Rivals.com ... threw for 1,342 yards and 16 TDs in eight games as a senior ... completed 202-of-329 passes for 3,236 yards and 45 touchdowns as a junior in 2019, while also rushing for 849 yards and 11 TDs ... was a unanimous first-team all-district selection his junior season ... was named the District 5-5A-I Offensive Newcomer of the Year as a sophomore ... completed 136-of-242 passes his sophomore campaign for 1,580 yards and 21 TDs, while rushing for 541 yards and one touchdown.

12 Tyree Carlisle

Cornerback
6-1 • 180 • So-JC
LaGrange, Ga.
Independence CC



Transferred to Tulsa from Independence Community College.

JUNIOR COLLEGE — Played the 2020 season in the spring of 2021 at Independence Community College.

HIGH SCHOOL — Was a two-year starting running back at Troup County High School ... rushed for 1,092 yards, a 5.8 average and 16 touchdowns in his final two seasons ... also caught 25 passes for 520 yards and two TDs in his prep career ... gained 628 yards, a 6.3 average and 10 TDs his senior season.

52 Will Farniok

Center
6-3 • 295 • Jr-TR
Sioux Falls, S.D.
Washington HS
Nebraska



Transferred to Tulsa from Nebraska ... was a two-time Academic All-Big 10 selection ... was twice named to the Brook Berringer Citizenship Team (2019, 2020) and the Tom Osborne Citizenship Team (2019, 2020).

2020 (Sophomore) — Played in one game as a sophomore, appearing at center in the season opener at No. 5 Ohio State.

2019 (Redshirt Freshman) — Appeared in three games at center during his redshirt freshman season ... played the entire second half at center in Nebraska's season-opening win over South Alabama in his first collegiate game ... also saw action at center against Northern Illinois and Maryland.

2018 (Redshirt) — Redshirted, but was on the travel roster for the Wisconsin and Ohio State games.

HIGH SCHOOL — Was a dominant player on the offensive line at Washington High School ... was a part of three state championship teams ... helped lead his team to an overall 35-1 record in three seasons ... as a senior, powered an offense that scored 40 points or more in nine of its 12 victories ... was named to the South Dakota Coaches Association all-state team as a center in each of his final three seasons ... was a two-time all-metro pick ... was named the Outstanding Lineman of the 2016 state championship game, an honor that his three older brothers also earned during their prep careers ... played in the Offense-Defense 88 All-American Bowl and was named the national offensive line-

man of the year by the organization ... also participated in the Nike Opening Combine, the U.S. Army All-America Combine and the Rivals Camp Series ... was a 2017 academic all-state selection and a four-year academic honor roll member ... was listed by both ESPN and 247Sports as the No. 1 prospect in South Dakota, and he was ranked as the No. 7 center prospect in the nation by ESPN ... was also a two-year basketball letterwinner and competed in track, where he was a state qualifier.

6 Jordan Ford

Running Back
5-10 • 188 • Jr-JC
Chattanooga, Tenn.
Notre Dame HS
Garden City CC



In his first season at Tulsa after transferring from Garden City Community College.

JUNIOR COLLEGE — A three-star prospect by *Rivals.com* and *247Sports* from Garden City Community College ... was an NJCAA All-America selection as a sophomore ... rushed for nation-leading 1,039 yards and 12 TDs on 179 attempts without a fumble in 2020 ... averaged 5.8 yards per carry and posted five 100-yard rushing games his sophomore season ... tallied a career-best 222 yards vs. Butler CC in the 2020 regular season finale ... rushed for 213 yards and two touchdowns on 39 attempts in the 2019 season ... had a high game of 80 yards on nine carries against Highland CC, including a long of 46 yards.

HIGH SCHOOL — Played his final year of prep football at Notre Dame High School ... played his first three seasons at Marietta High School in Atlanta ... played in only two games as a senior in 2018 and rushed for 103 yards, 5.2 average and one TD ... rushed for 572 yards a 6.8 average and two TDs as a junior.

2 Travon Fuller

Cornerback
6-1 • 180 • Gr-TR
Athens, Texas
Athens • Texas A&M



Transferred to Tulsa from Texas A&M as a graduate transfer ... played in 40 games at A&M and was credited with 21 tackles.

2020 (Senior) — Played in four games ... saw the field in the season-opening win over Vanderbilt.

2019 (Junior) — Played in all 13 games ... Had a pair of tackles in the season-opening win over Texas State ... made a tackle for a 4-yard loss against Lamar ... had two tackles on special teams against Alabama ... had a pass breakup in the win at Ole Miss ... made two tackles against UTSA.

2018 (Sophomore) — Appeared in all 13 games, primarily on special teams ... made six total tackles.

2017 (Freshman) — Appeared in all 13 games making five tackles ... had four solo stops.

2016 — Redshirted.

HIGH SCHOOL — Coached by Paul Essary at Athens High School in Athens, Texas ... district champions in 2014 with a record of 10-1 ... recorded 54 tackles, two interceptions, one forced fumble and seven pass breakups as a senior ... had seven interceptions during his junior campaign ... three-time all-district and All-State honorable mention ... was a three sport athlete playing basketball, football and competing for the track & field team.

CAREER TOTALS @ TEXAS A&M

Year	G	UT	AT	Tot	Loss	Sack	FR	FF	PBU	INT
2017 (Fr)	13	4	1	5	0/0	0/0	0	0	0	0
2018 (So)	13	4	2	6	0/0	0/0	0	0	0	0
2019 (Jr)	13	6	4	10	1.5/-50/0	0	0	1	0	0
2020 (Sr)	4	0	0	0	0/0	0/0	0	0	0	0
Totals	40	14	7	21	1.5/-50/0	0	0	1	0	0

16 Roderick "Zion" Hopes

Safety
6-3 • 180 • Fr-HS
Jefferson, Texas
Jefferson HS



HIGH SCHOOL — Was a two-year starter at Jefferson High School ... had 146 stops in his two seasons ... was credited with 86 tackles, including 50 solos, eight pass breakups and two interceptions in 10 games his senior season ... also had a 21.7 punt return average ... totaled 60 tackles, three pass breakups and one interception in 2019 ... had a 3-star rating by *247Sports*.

25 Bill Jackson

Running Back
5-10 • 195 • Fr-HS
St. Louis, Mo.
Cardinal Ritter College Prep



HIGH SCHOOL — Was a two-year starter at Cardinal Ritter College Prep ... rated by *MaxPreps* as the No. 15 recruit in the state of Missouri ... had a 3-star rating by *247Sports* ... averaged 122 yards per game and 10.6 yards per carry in his final two seasons ... rushed for 742 yards and six touchdowns on just 73 carries in just six games as a senior ... averaged 141 yards per game, 11.1 average per carry and scored nine TDs in six games his junior season in 2019 ... ran for 230 yards and four TDs on nine carries vs. Borgia High School his junior season ... entered his senior season as the *St. Louis Post Dispatch's* No. 16 player in its Super 30 preseason countdown.

20

Jaden Moore

Linebacker
6-3 • 220 • Fr-HS
Shreveport, La.
Green Oaks HS



HIGH SCHOOL — Was a four-year letterwinner at Green Oaks High School ... was credited with 308 tackles and six interceptions in his final three seasons ... totaled 86 stops and three INTs in nine games as a senior ... compiled 120 tackles, 67 solos, 13 TFLs and three sacks in 12 games his junior campaign ... had 102 tackles, nine sacks and three INTs his sophomore season ... earned all-district accolades as a sophomore ... high school coach was Terrence Isaac.

0

Ezra Naylor II

Wide Receiver
6-4 • 206 • GR-TR
Atlanta, Ga.
North Atlanta HS
Kennesaw State
Iowa Central CC • Kansas



Transferred to Tulsa from Kansas as a graduate transfer ... played two years as Kennesaw State, one year at Iowa Central and spent two years at Kansas.

Kansas (2019-20) — Academic All-Big 12 Football First Team ... did not play in 2019 ... played in six of KU's nine games in the 2020 season, earning starts in three ... hauled in five receptions throughout those six games for a total of 66 yards, which was good for a 13.2 yards per catch average ... made his debut against Oklahoma State but did not record any stats made his first career start at Kansas State and recorded his first stats of the season with a 12-yard catch in the second quarter ... finished the KSU game with four catches for 40 yards ... started for the second-consecutive game at wide receiver against Iowa State ... caught one pass for a season-long 26 yards against TCU in his fifth appearance of the season.

Iowa Central CC (2018) — Rated a three-star prospect by Rivals.com ... caught 19 passes for 292 yards and a touchdown ... had six catches for a season-high 112 yards and a score against College of DuPage ... played for head coach Jesse Montalto at ICCC.

Kennesaw State (2016-17) — Appeared in all 14 games for the Owls in 2017, making his first career start on the road against No. 3 Jacksonville State in the second round of the FCS Playoffs ... finished the season with two receptions for 26 yards ... Had a career-long 20-yard reception against Texas Southern ... sat out the 2016 season as a redshirt.

HIGH SCHOOL — Prepped at North Atlanta High School in Atlanta ... earned first team 5A All-Region after totaling 37 catches for 785 yards with

five touchdowns ... recorded a career-best seven catches for 250 yards and two scores against Cambridge HS ... named the 2016 Coca-Cola Scholar Athlete of the Year ... played under head coach Jeremy Gainer ... named the Warriors' Offensive Most Valuable Player ... also lettered in basketball ... helped lead NAHS to the 2015 Region 7 basketball title and a runner up finish in 2016.

CAREER TOTALS

Year	G	Rec	Yds	Avg	TD	Long
@ Kennesaw State						
2016						Redshirt
2017 (Fr)	7	2	26	13.0	0	20
2018						Played at Iowa central CC
@ Kansas						
2019 (Jr)	0	0	0	0.0	0	0
2020 (Sr)	6	5	66	13.2	0	26
Totals	13	7	92	13.1	0	26

48

Owen Ostroski

Defensive Lineman
6-2 • 245 • Fr-HS
Tulsa, Okla.
Holland Hall HS



HIGH SCHOOL — A four-year letterwinner at Holland Hall High School ... dominated while helping Holland Hall to a 12-0 record and a Class 3A state championship his senior season ... recorded 94 tackles, including 41 for loss, along with 15 sacks and three blocked punts as a senior ... led a defense that posted five shutouts and allowed only 69 points ... was a first-team *Tulsa World* all-metro selection ... was named the Defensive MVP in the state championship game with nine tackles and 3.5 TFLs in a 35-7 win over Lincoln Christian ... in a playoff victory over Checotah, he had 12 tackles, four TFLs, five QB hurries and blocked one punt ... had a 3-star rating by 247Sports and Rivals.com ... was the 2019 Oklahoma District 2A-5 MVP as a junior, while playing defensive line, linebacker, tight end and offensive line, helping Holland Hall to a 9-3 record ... also lettered in track and field, throwing the shot put and discus ... his father, Jerry, was an All-America offensive lineman for Tulsa in 1991 and had a 9-year NFL career with the Buffalo Bills ... high school coach was Tag Gross.

26

Marquis Shoulders

Wide Receiver
5-10 • 165 • Fr-HS
Katy, Texas
Katy Tompkins HS



HIGH SCHOOL — Was a three-year letterwinner and two-year starter at Tompkins High School ... rushed for 742 yards, 11 TDs and an 8.3 average per carry in seven games his senior season ... had 13 receptions for 184 yards and two TDs as a senior ... had a 3-star rating by 247Sports ... named the District 19-6A Special Teams Player of the Year as a junior in 2019 ... rushed for 1,050 yards, 13 touchdowns and a 9.2 average per carry as a junior ... returned 14 kicks for 295 yards with a long of 95 yards his junior campaign.

5

Kenney Solomon

Cornerback
6-0 • 185 • So-TR
Myrtle Beach, SC
Socastee HS • Tennessee



Transferred to Tulsa from Tennessee. ... spent two seasons at Tennessee.

2020 (Sophomore) — Saw action in all 10 games, primarily as a special teams contributor ... recorded first-career rush on a reverse in win at Vanderbilt ... switched positions during the open week, moving from defensive back to wide receiver ... made one tackle on special teams at #3 Georgia.

2019 (Freshman) — A reserve cornerback and special teams player who appeared in 11 games ... recorded his first-career tackle in UT's win over Mississippi State ... made his Tennessee debut in the Vols' win over Chattanooga, intercepting a pass in the end zone.

HIGH SCHOOL — A consensus three-star recruit and one of the top prospects out of South Carolina ... starred on offense, defense and special teams at Socastee High School ... scored six touchdowns in eight games in 2018, including an 85-yard punt return ... had over 1,000 all-purpose yards on offense and two interceptions on defense in 2018 ... totaled six interceptions as a junior in 2017 ... his 46-yard pick-six led the South team to a 13-10 victory in the Touchstone Energy Cooperatives Bowl (formerly the North-South All-Star game) ... member of all-region and all-state teams ... finished runner-up at the South Carolina 5A State Track and Field Meet in the 100-meter dash (10.57) and the 200-meter dash (21.57).

CAREER TOTALS @ TENNESSEE

Year	G	UT	AT	Tot	Loss	Sack	FR	FF	PBU	INT
2019 (Fr)	11	0	1	1	0/0	0/0	0	0	1	1
2020 (So)	10	1	0	1	0/0	0/0	0	0	0	0
Totals	21	1	1	2	0/0	0/0	0	0	1	1

58

Elijah Taylor

Defensive Lineman

6-3 • 280 • GR-TR

Cincinnati, Ohio

Moeller HS • Notre Dame

Eastern Kentucky



Transferred to Tulsa from Eastern Kentucky as a graduate transfer ... spent three seasons at Eastern Kentucky after spending three seasons at Notre Dame.

2020 (Redshirt Senior) — Appeared in all nine games ... started eight times ... concluded the season with 25 tackles, including 2.5 tackles for a loss and one sack ... had one interception, three pass deflections and recovered two fumbles ... intercepted a pass at Troy (Oct. 17) ... had a season-high six tackles, including 1.5 for a loss, and recovered a fumble against Stephen F. Austin (Nov. 7) ... had three tackles, including one for a loss and one sack, in the 2020 Opportunity Bowl victory over Western Carolina (Nov. 21).

2019 (Senior) — Suffered a season-ending injury in the first game of the season against Valparaiso.

2018 (Junior) — Played in all 11 games at Eastern Kentucky ... started eight times at defensive tackle ... finished the season with 24 tackles, 1.5 tackles for a loss, 0.5 sacks and four quarterback hurries ... had a season-high five tackles in a near upset of FBS Bowling Green (Sept. 15) ... recorded half a sack against Murray State (Oct. 20).

2017 (Sophomore) — Missed the 2017 season due to an injury at Notre Dame.

2016 (Redshirt Freshman) — Appeared in four games for the Irish, including each of the final three contests ... recorded three solo tackles against USC (Nov. 26) ... registered one tackle for a loss against USC (Nov. 26).

2015 (Freshman) — Redshirted in his true freshman season at Notre Dame.

HIGH SCHOOL — Named to *USA Today* American Family Insurance All-USA Ohio Football Team as defensive lineman ... first-team *Associated Press* All-Ohio Division 1 All-State selection as a line-backer ... named to Cincinnati Enquirer Football All-Star Team ... first-team defensive lineman on 2014 *Associated Press* Southwest All-District Division I Team ... ranked 203rd player nationally and 20th defensive tackle on Scout 300 list ... rated 20th among defensive tackles nationally by 247Sports and 34th by ESPN ... rated 206th player nationally on Tom Lemming's Top 300 list ... named to *PrepStar* All-Midwest Region squad as defensive lineman ... made 68 tackles, eight tackles for loss and 12 sacks as senior in 2014 for Moeller High School ... helped Moeller to 10-4 record in 2014, Ohio Division I state semifinals and Greater Cincinnati League tri-championship ... GCL South

first-team pick ... named to Cincinnati Enquirer Division I All-City Team ... had a season-high 15 tackles in Moeller's playoff win over St. Xavier ... made 68 tackles, six sacks and one fumble recovery as junior in 2013 on a 14-1 Moeller team that won the Ohio Division I state title.

CAREER TOTALS**@ Notre Dame**

Year	G-GS	UT	AT	Tot	Loss	Sack	FR	FF	PBU	INT
2015	Redshirt									
2016 (Fr)	4-0	3	0	3	1-3	0/0	0	0	0	0
2017 (MR)	Did not play due to injury									

@ Eastern Kentucky

2018 (Jr)	11-8	4	20	24	1.5/-3	0.5/-1	0	0	0	0
2019 (MR)	1-0	0	0	0	0/0	0/0	0	0	0	0
2020 (Sr)	9-8	9	16	25	2.5/-22	1/-18	2	0	3	1
Totals	25-16	16	36	52	5/-28	1.5/-19	2	0	3	1



Tulsa Head Coach Philip Montgomery has led the Golden Hurricane to three Bowl game appearances in his six seasons.

STAFF

INSIDE

Head Football Coach	50-51
Coaching Staff	52-56
Football Support Staff	57
University President	58
Director of Athletics	58

PHILIP MONTGOMERY

HEAD FOOTBALL COACH

SEVENTH YEAR



There was no more excitement for Tulsa football than what the 2020 season provided under Head Coach Philip Montgomery.

In his sixth year, Montgomery led Tulsa to an undefeated 6-0 conference record, an appearance in the AAC Championship Game against No. 6-ranked Cincinnati and a return to a bowl game.

This season is the seventh for Montgomery as The University of Tulsa's head football coach. Considered one of the brightest offensive minds in college football, Montgomery became Tulsa's 33rd head football coach on December 11, 2014.

Montgomery brought excitement back to H.A. Chapman Stadium with his potent offensive style in his first year as the Tulsa head coach, transforming a previous two-win team into a squad that won six games in 2015. He led his first two teams to consecutive bowl game appearances and guided the 2016 team to a 10-win season, the 10th double-digit win campaign in school history.

In year one, Tulsa ranked among the nation's leaders the entire season for passing, scoring and total offense, while appearing in the 2015 Camping World Independence Bowl. Tulsa completed the 2015 season ranked 11th nationally in passing, 13th in total offense and 21st in scoring.

After that first year, Montgomery's second team took a giant leap by posting a 10-3 record, finishing in second place in the American Athletic Conference West Division and claiming a 55-10 victory over Central Michigan in the 2016 Miami Beach Bowl. The 2016 Tulsa squad finished the season among the nation's best for total offense (527.0), scoring offense (42.5), rushing offense (261.7) and passing (265.3). The Hurricane ranked 4th for total offense, 7th for scoring, 8th for rushing and 30th for passing.

Tulsa's offense also established an NCAA record in 2016, becoming the first team in FBS/DI history with a 3,000-yard passer (Dane Evans), two 1,000-yard rushers (James Flanders and D'Angelo Brewer) and two 1,000-yard receivers (Keevan Lucas and Josh Atkinson).

Tulsa established 11 individual school records on offense in 2016, including nine career records, one single-season and one single-game record. It was also an offense that set a school record with eight 300+ rushing games. The defensive unit has shown marked improvement since day one of Montgomery's tenure and in 2018 held opponents to 120+ yards less than the year before while transitioning to a 3-3-5 defense.

The Hurricane fielded a young squad, both offensively and defensively, during the 2017 campaign and suffered setbacks against three top-25 teams, while also losing two games on last-second field goals. Tulsa's offense finished the 2017 campaign ranked 14th nationally in rushing with a 247.3 average per game, while D'Angelo Brewer became the school's and American Athletic Conference's all-time rushing leader.

Tulsa's 2018 offense showed signs of a bright future with a red-shirt freshman quarterback, two sophomores leading the running attack and another sophomore leading the receiving corps in yards and receptions. In 2019, a season-ending 49-24 road win at East Carolina gave the Hurricane a 4-8 record with earlier wins over San Jose State, Wyoming and UCF. An overtime loss at #24 SMU and a last-second loss against #25 Memphis kept the Hurricane from bowl eligibility.

The 2020 season saw the Hurricane play in their first American Athletic Conference Championship Game in the school's first seven seasons as a league member. Tulsa defeated two nationally-ranked opponents for the first time in school history and the play of Zaven Collins propelled him into being honored as a Consensus All-American and the National Defensive Player of the Year, winning both the Chuck Bednarik and Bronko Nagurski Trophies.

Montgomery has compiled an overall 31-40 record after six seasons.

In his tenure as a collegiate coach, Tulsa's the 2020 season marked the 12th time that Montgomery helped take a team to a Bowl game when the

Hurricane appeared in the Lockheed Martin Armed Forces Bowl.

With Tulsa's 2016 Miami Beach Bowl appearance Montgomery became just the fourth Tulsa head coach to take his first two teams to a bowl game.

Before coming to Tulsa, Montgomery logged nearly two decades of coaching experience, including seven seasons (2008-14) at Baylor University, where he served as the offensive coordinator in his final four years for the Big 12 powerhouse. The Bears posted 10 or more wins in three of his last four seasons, including 11 victories in each of his last two years there. In 2014, Baylor produced an 11-1 record and ranked as high as No. 4 in the Associated Press poll.

A Texas native, Montgomery jumped from the high school level to the collegiate ranks in 2003 when he became the running backs and quarterback coach at the University of Houston. He then moved with head coach Art Briles to Baylor in 2008.

In his career, Montgomery has tutored several award-winning quarterbacks, including Big 12 Player of the Year Bryce Petty, Heisman Trophy winner Robert Griffin III, Baylor All-American Nick Florence, Conference USA MVP Kevin Kolb and Houston stand-out Case Keenum.

At Tulsa, quarterback Dane Evans completed his career in 2016 as the school's all-time passing, total offense and TD passes leader under Montgomery's tutelage.

Following Baylor's record-breaking 2013 Big 12 championship season, Montgomery was honored as the Offensive Coordinator of the Year by FootballScoop.com and was named a finalist for the Broyles Award given to the nation's top assistant. In 2011, Montgomery was selected as the National Offensive Coordinator of the Year by Rivals.com and was the Quarterback Coach of the Year by SpeedTracs/FootballScoop.com.

Montgomery called plays for an offense ranked among the nation's top two in each of his final four seasons at Baylor. In 2014, Baylor's 581.3 yards per game and 48.8 points led the nation, while the Bears also led the nation in total offense in 2013 (618.8) and ranked second in 2012 (572.2) and 2011 (587.1).

For three straight seasons at Baylor, each with a different quarterback, Montgomery's pupils earned All-America honors. In 2013, Petty joined the list after throwing for 4,200 yards and 32 TDs. He finished seventh in the Heisman Trophy voting and was named the unanimous Big 12 Offensive Player of the Year. In 2012, Florence threw for a school-record 4,309 yards in 2012 and was named an honorable mention All-American by Sports Illustrated.

POSTSEASON EXPERIENCE

2003 | Sheraton Hawai'i Bowl (Houston)

2005 | Fort Worth Bowl (Houston)

2006 | AutoZone Liberty Bowl (Houston)

2007 | Texas Bowl (Houston)

2010 | Texas Bowl (Baylor)

2011 | Alamo Bowl (Baylor)

2012 | Holiday Bowl (Baylor)

2013 | Fiesta Bowl (Baylor)

2014 | Cotton Bowl (Baylor)*

2015 | Camping World Independence Bowl (Tulsa)

2016 | Miami Beach Bowl (Tulsa)

2020 | Lockheed Martin Armed Forces Bowl (Tulsa)

Celebrating the victory at the 2016 Miami Beach Bowl.



As backfield coach in 2011 Montgomery coached two All-Americans on an offense that set or tied 101 school records. The Bears completed that season with a 10-3 record and finished ranked 12th (Coaches) and 13th (AP) in the national polls.

In 2010, Griffin III set or tied 11 school records, including the then-single-season passing mark with 3,501 yards. In all, Montgomery assisted a Baylor offense that established 55 school records and ranked 13th nationally (475.3) that season.

Montgomery coached a 2008 Baylor backfield that was as productive as any BU offense in more than a decade. The Bears total points (28.0), rushing yards (2,349) and rushing TDs (29) were the most since 1994, and the total offense average (376.4) was the highest since 1995. Griffin, who threw for 2,091

yards, rushed for 843 and accounted for 28 TDs in 2008, earned Freshman All-America honors under Montgomery's tutelage.

Montgomery arrived at Baylor following five seasons coaching the offensive backfield at Houston, and serving as co-offensive coordinator in 2006 and 2007. During his Houston tenure, the Cougar offense ranked as one of the nation's most prolific. In the 2007 regular season, Houston ranked fourth nationally in total offense (513.1), 10th in rushing offense (239.9), 17th in scoring offense (36.3) and 27th in passing offense (273.2).

Prior to joining the Cougars' coaching staff, Montgomery served one year as the offensive coordinator at Denton (Texas) High School and helped that team compile a 10-2 record and the 2002 Bi-district

crown. Before that, Montgomery was the quarterback and backfield coach at Stephenville High School for six seasons. He was an integral part of a program that won back-to-back Class 4A Division II state championships in 1998 and 1999.

A four-year letterman at Tarleton State, Montgomery began his coaching career as a student assistant at his alma mater, as he worked with the running backs and served as the summer weight room coordinator for two seasons.

Montgomery, 49, received his bachelor's degree in exercise and sports studies from Tarleton in 1995. He and his wife, Ashli, have two children: Cannon and Maci. Cannon is a redshirt senior football student-athlete at Tulsa and Maci is a junior member of the Golden Hurricane spirit squad.

THE MONTGOMERY FILE

PERSONAL

Birthdate: December 21, 1971 **Birthplace:** Dallas, Texas
Hometown: Eastland, Texas **Family:** wife Ashli; children Cannon and Maci

EDUCATION

High School: Eastland High School, Eastland, Texas
College: Tarleton State '95 (bachelor's degree in exercise & sports studies)

PLAYING EXPERIENCE

Four-year letterman (1991-94) at Tarleton State, where he played quarterback and free safety.

YEAR	POSITION	SCHOOL	W-L	BOWL GAME
2003	Running Backs/Quarterbacks	Houston	7-6	Sheraton Hawai'i Bowl
2004	Running Backs/Quarterbacks	Houston	3-8	—
2005	Running Backs/Quarterbacks	Houston	6-6	Fort Worth Bowl
2006	Co-Offensive Coord/RBs/QBs	Houston	10-4	AutoZone Liberty Bowl
2007	Co-Offensive Coord/RBs/QBs	Houston	8-5	Texas Bowl
2008	Co-Offensive Coord/RBs/QBs	Baylor	4-8	—
2009	Co-Offensive Coord/RBs/QBs	Baylor	4-8	—
2010	Co-Offensive Coord/RBs/QBs	Baylor	7-6	Texas Bowl
2011	Co-Offensive Coord/RBs/QBs	Baylor	10-3	Alamo Bowl
2012	Offensive Coordinator/QBs	Baylor	8-5	Holiday Bowl
2013	Offensive Coordinator/QBs	Baylor	11-2	Fiesta Bowl
2014	Offensive Coordinator/QBs	Baylor	11-1	Cotton Bowl
2015	Head Coach	Tulsa	6-7	Camping World Independence Bowl
2016	Head Coach	Tulsa	10-3	Miami Beach Bowl
2017	Head Coach	Tulsa	2-10	—
2018	Head Coach	Tulsa	3-9	—
2019	Head Coach	Tulsa	4-8	—
2020	Head Coach	Tulsa	6-3	Armed Forces Bowl



Assistant Coaches

Joseph Gillespie

Defensive
Coordinator
& Linebackers Coach

SEVENTH YEAR



Joseph Gillespie is in his third season as defensive coordinator at The University of Tulsa in 2021. In his seventh year at Tulsa, Gillespie continues to coach linebackers for the Golden Hurricane. Gillespie came to Tulsa in January 2015 following 20 years as a high school football coach in the state of Texas.

Gillespie was promoted to defensive coordinator on January 3, 2019, following the retirement of Bill Young.

In 2020, Gillespie was named the *FootballScoop* Linebackers Coach of the Year and was a finalist for Defensive Coordinator of the Year as well.

Gillespie tutored Consensus All-America linebacker and the 2020 Chuck Bednarik, Bronko Nagurski Trophy and the Lombardi Award Winner Zaven Collins. During the season, the 6'4" linebacker won the Chuck Bednarik, Walter Camp and Bronko Nagurski Defensive Player of the Week awards in three separate weeks and earned The American's Defensive Player of the Week four times.

But Tulsa's linebacking corps was more than just its leader. In fact, sophomore Justin Wright led the unit with 63 tackles en route to earning second-team all-conference honors, and senior Treyvon Reeves ranked fifth on the team with 43 stops.

Under Gillespie's direction, Tulsa's 2020 defense was ranked second in The American for total defense, scoring defense, rushing defense, pass defense and pass defense efficiency. Tulsa also ranked among the nation's best defenses for a variety of statistical categories. The Hurricane held opponents to 333.6 total yards (19th in NCAA) and 21.6 points per game (27th in NCAA). Tulsa also ranked 18th for fewest passing yards, 19th nationally in pass efficiency defense, 20th in red zone defense and 43rd in rushing defense.

In the 2020 season, Tulsa's defense totaled 69 tackles for loss, 23 quarterback sacks, 32 pass breakups, 10 forced fumbles, 10 fumble recoveries and six interceptions, including two returned for touchdowns.

Collins was the 16th pick in the first round of the NFL Draft by the Arizona Cardinals, becoming the third Hurricane defender to be drafted within the last two years. A year earlier, cornerback Reggie Robinson II was a fourth round Dallas Cowboys draft choice and defensive end Trevis Gipson was selected by the Chicago Bears in the fifth round.

Gillespie helped transition the Hurricane from a base 4-man front to a 3-3-5 alignment in 2018 as Tulsa's defensive numbers emphatically improved. Tulsa ended the 2018 regular season with the nation's 8th best pass defense, while allowing opponents 120+ yards less in total offense than a year earlier. The defensive unit continued to show

improvement last season, cutting opponents total yardage to under 400 yards per game.

He has been a part of three bowl teams with the Hurricane, including the 2015 Camping World Independence Bowl, 2016 Miami Beach Bowl and 2020 Armed Forces Bowl.

Before coming to Tulsa, Gillespie spent seven years (2008-14) as the athletic director and head football coach at Stephenville (Texas) High School. His teams compiled a .758 winning percentage with an overall 72-23 record, while winning the district championship three times, sharing the district crown once, advancing to the state playoffs seven times and winning one state championship.

Gillespie led his 2012 team to a 13-1 overall record and the Class 3A state title, while a year later his team compiled a 12-2 mark and advanced to the Class 4A state semifinals. Gillespie's 2014 team finished the season with a 9-4 record and advanced to the state quarterfinal round.

He coached former Auburn star and current New England Patriots quarterback Jarrett Stidham at Stephenville.

In his first season, Gillespie led Stephenville to a 10-4 record and a quarterfinal appearance in the 2008 Class 4A state playoffs. His 2009 team recorded a 9-3 mark and was undefeated in District 7-4A, while in 2010 posted an 8-6 record and advanced to the Class 4A state quarterfinals. The 2011 team registered an overall 11-3 mark and again advanced to the Class 4A state quarterfinals.

Gillespie earned District Coach of the Year honors four times (2009, 2011, 2012 and 2013) and was the Big Country Coach of the Year for three seasons (2008, 2011 and 2012).

Before becoming the Stephenville head coach in February 2008, Gillespie served 13 years as an assistant coach at the school. He coached under Art Briles for five years, Texas High School Hall of Honor inductee Mike Copeland for three seasons and Chad Morris for five years.

As an assistant coach, Gillespie helped lead Stephenville to two state titles, coming in 1998 and 1999. Gillespie coached linebackers and safeties under Morris and was the co-defensive coordinator and secondary coach under Copeland.

A Stephenville native, Gillespie earned his bachelor's degree in kinesiology from Angelo State in 1994.

Gillespie and his wife, Jodi, have three children: sons Josh and Jake, daughter Chelsea and son-in-law, Tyler, grandson Emmerson and granddaughter Ayla.

Alma Mater: Angelo State '94

Birthdate: May 3, 1971

Hometown: Stephenville, Texas

Playing Experience: Was a four-year letterwinner as a linebacker at Angelo State (1990-93).

Bowl Games as a Coach

2015 Camping World Independence Bowl (Tulsa)

2016 Miami Beach Bowl (Tulsa)

2020 Lockheed Martin Armed Forces Bowl (Tulsa)

Carlton Buckels

Defensive Passing
Game Coordinator &
Cornerbacks Coach



FOURTH YEAR

Carlton Buckels enters his fourth season on the Golden Hurricane coaching staff after joining The University of Tulsa in March 2018. He was promoted to defensive passing game coordinator and moved to coaching the cornerbacks in March 2021 after his first three seasons as safeties coach.

Buckels has 22 years of collegiate coaching experience, all as a defensive secondary coach.

Tulsa's 2020 defense ranked second in the American Athletic Conference for total defense, scoring defense, rushing defense, pass defense and pass defense efficiency. Nationally, Tulsa was 18th for fewest passing yards, 19th nationally in pass efficiency defense, 19th for total defense and 27th for fewest points per game.

In Buckels' first year, the 2018 Tulsa defense completed the season with the nation's eighth best pass defense, holding the opposition to 174.6 yards per game. Tulsa also led the American Athletic Conference in pass defense and ranked fourth for defensive pass efficiency.

Last year, sophomore safety Kendarin Ray led the Hurricane in tackles and pass breakups. In 2019, Buckels' two starting safeties, Brandon Johnson and Manny Bunch, ranked third and fourth on the team for tackles and tied for second in pass breakups.

Buckels came to Tulsa following one season as the defensive coordinator and secondary coach at Belhaven University in Jackson, Mississippi.

A native of Louisiana, Buckels played collegiately at LSU and coached high school football in the state, allowing the Hurricane to expand its recruiting blueprint in the state of Louisiana even more.

Buckels received his start in collegiate coaching at his alma mater, LSU, where he served as a graduate assistant under Nick Saban and Gerry Dinardo. He worked with the defense and special teams, while earning his master's degree in 2001.

Before beginning his collegiate coaching career, Buckels coached at Hammonds (La.) High School from 1996-99, helping the Tornados to the Class 4A state semifinals in 1996 and 1997 as a defensive assistant coach.

Buckels' collegiate coaching stops have included Delta State (2001-02), Southeastern Louisiana (2003-04), New Mexico State (2005-07), North Texas (2009-10) and Baylor University (2011-16). In the summer of 2010, Buckels worked with the NFL's Oakland Raiders coaching staff as a part of the Bill Walsh Minority Coaching Fellowship Program.

Buckels was a two-time all-state defensive back at Amite (La.) High School before going on to a four-year career at LSU. A four-year letterman (1989-92), Buckels served as team captain and earned special teams MVP honors in 1991. He tallied six career interceptions and returned one for a touchdown.

After LSU, he had stints in professional football with the CFL's Baltimore Stallions and the semi-pro

Louisiana Bayou Thunder.

Buckels and his wife, Kyra, have three sons: Justin, Carsyn and Carlon.

Alma Mater: LSU '93

Birthdate: September 13, 1969

Hometown: Amite, La.

Playing Experience: Four-year letterman as a defensive back at LSU

Bowl Games as a Player

1989 Outback Bowl

Bowl Games as a Coach

2000 Peach Bowl (LSU)

2011 Alamo Bowl (Baylor)

2012 Holiday Bowl (Baylor)

2013 Fiesta Bowl (Baylor)

2014 Cotton Bowl (Baylor)

2015 Russell Athletic Bowl (Baylor)

2016 Cactus Bowl (Baylor)

2020 Lockheed Martin Armed Forces Bowl (Tulsa)



Jayden Everett

Running Backs Coach

FIRST YEAR

Jayden Everett joined The University of Tulsa coaching staff as running backs coach in March 2021.

Everett came to Tulsa following two seasons (2019-20) as the running backs coach at the University of Akron. Before that, Everett served as the running backs coach at Central Michigan for two seasons (2017-18).

At Akron, Everett helped develop a strong core of running backs, most notable being Teon Dollard, who became the first Zip to earn first-team All-MAC honors at running back in school history, and only the fourth Akron offensive player to do so. Dollard rushed for 666 yards and six touchdowns on 112 carries.

In 2017, Central Michigan's Jonathan Ward emerged as a budding star under Everett's tutelage, rushing for 1,019 yards, rolling up 470 yards in receptions and scoring 13 touchdowns. He became the first CMU back to rush for 1,000 yards since 2014. Ward, who ranked second in the MAC with an average of 5.7 yards per carry, was among a slew of talented returnees with whom Everett worked. A 2018 *USA Today* preseason Top 25 running back, he was ranked No. 21, one of only two backs to rush for 1,000 yards and catch passes for over 500 yards in 2017. Ward is now a member of the Arizona Cardinals backfield.

Everett's most notable recruit at Central Michigan was running back Lew Nichols Jr., who became the 2020 MAC Freshman of the Year.

Before joining the Chippewas, Everett spent four seasons (2013-16) at his alma mater, Indiana State, as running backs coach. He also served as ISU's recruiting coordinator in 2016. Everett

coached standout running back Shakir Bell, who completed his career ranked second in school history with 4,214 rushing yards. He also developed 2015 Missouri Valley Conference Newcomer of the Year Roland Genesy as well as 2013 MVFC All-Newcomer LeMonte Booker. Everett recruited first-team All-Missouri Valley performer Jaquan Keys.

In 2014, Everett helped ISU make the school's first postseason appearance in 30 years as the Sycamores advanced to the second round of the FCS playoffs.

Everett spent two seasons (2011-12) at Hutchinson Community College as the recruiting coordinator and running backs coach. He helped develop first round NFL Draft pick and All-Pro wide receiver Cordarrelle Patterson, who went on to play at the University of Tennessee before being drafted by the Minnesota Vikings in the first round.

Everett played linebacker for three seasons at Indiana State, where he was the team's co-Most Valuable Player and defensive captain as a senior. An All-Missouri Valley Conference Honorable Mention selection, Everett recorded 102 tackles as a senior, which ranked among the nation's Top 20.

Everett earned his bachelor's degree in psychology from Indiana State in 2009.

A native of Newton, Kan., Everett and his wife Susan have two children: Vera and Kaenan.

Alma Mater: Indiana State '09

Birthdate: February 17, 1986

Hometown: Newton, Kan.

Playing Experience: Played linebacker at Indiana State for three seasons and served as defensive captain his senior season

Bowl Games as a Coach

2017 Famous Idaho Potato Bowl (Central Michigan)



Zach Hanson

Offensive Line Coach

SECOND YEAR

Zach Hanson is in his second season on The University of Tulsa coaching staff. He was appointed offensive line coach in February 2020, coming to the Golden Hurricane following one season at the University of Oklahoma.

In his first year with the Hurricane all five of Hanson's offensive linemen earned American Athletic Conference postseason honors, while redshirt freshman Tyler Smith was a Freshman All-America selection by *The Athletic* and FWAA. Smith was also a first-team all-conference pick and fellow tackle Chris Paul earned second team honors. Center Gerard Warren and guards Dante Bivens and Dylan Coach were honorable mention performers.

Before coming to Tulsa, Hanson was a senior offensive analyst in 2019 where he helped the Sooners reach the College Football Playoffs. Previously, Hanson spent the 2018 season as the tight ends and assistant offensive line coach at his

alma mater, Kansas State, under legendary coach Bill Snyder.

Prior to his K-State return, Hanson spent two seasons (2016-17) at North Carolina working as a graduate assistant for special teams. Hanson helped develop the Tar Heels' special teams' unit during his tenure. The punt coverage team led the nation in 2016, allowing opponents only two yards on nine returns. Carolina also finished the season ranked second in the nation for kickoff return average (26.97).

Under Hanson's tutelage, freshman punter Tom Sheldon earned *USA Today* Freshman All-America accolades, while ranking in the top-20 nationally for net punting. Senior place-kicker Nick Weiler earned ACC honorable mention merits after booting 15 field goals, including a 54-yard game-winner at Florida State.

Hanson spent the previous four seasons (2012-15) at K-State, including the final three as an offensive graduate assistant. He served as K-State's offensive quality control coach in 2012 as he assisted in film breakdown and scouting reports among other duties. After working with the offensive line for his first three seasons on staff, Hanson spent the fourth working with K-State's wide receivers. As a member of the staff, Hanson helped the Wildcats earn four bowl appearances, including a trip to the Fiesta Bowl in the Big 12 Championship season of 2012.

Hanson, who played in 37 games for the Wildcats as an offensive tackle from 2009-11, earned 2011 first-team All-Big 12 and second-team Academic All-Big 12 accolades. He started at left tackle for the Wildcats in 2011, helping K-State earn a 10-3 record and an appearance in the AT&T Cotton Bowl. Hanson also started several games in 2010, playing significant time while rotating between left and right tackle throughout the season en route to earning honorable mention All-Big 12 merits.

A native of Linden, California, Hanson originally signed with Nevada out of high school but opted to attend Sacramento City College prior to K-State. He obtained a degree in social sciences from Kansas State in 2010 and earned his master's degree in sociology in 2014.

His wife, Annie, is the assistant athletic director for recruiting strategy & administrative engagement for football at Oklahoma.

Alma Mater: Kansas State '10

Birthdate: February 13, 1988

Hometown: Linden, Calif.

Playing Experience: Was a three-year letterwinner at Kansas State and earned all-Big 12 first team honors as a senior in 2011.

Bowl Games as a Player

2010 Pinstripe Bowl

2011 Cotton Bowl

Bowl Games as a Coach

2012 Fiesta Bowl (Kansas State)

2013 Buffalo Wild Wings Bowl (Kansas State)

2104 Alamo Bowl (Kansas State)

2015 Liberty Bowl (Kansas State)

2016 Sun Bowl (North Carolina)

2019 CFP Semifinals (Oklahoma)

2020 Lockheed Martin Armed Forces Bowl (Tulsa)

Calvin Lowry

Co-Passing Game
Coordinator &
Receivers Coach

SEVENTH YEAR



Calvin Lowry is in his seventh season coaching the Golden Hurricane receivers and his first as Co-Passing Game Coordinator. He also coaches Tulsa's special teams. A three-year NFL veteran, Lowry joined The University of Tulsa football coaching staff on January 2, 2015.

He has been a part of three bowl teams with the Hurricane, including the 2015 Camping World Independence Bowl, 2016 Miami Beach Bowl and 2020 Armed Forces Bowl.

In his tenure, Lowry has had five Hurricane five receivers surpass 1,000 yards in a single season. In his first three years, Lowry tutored three receivers – Keevan Lucas, Keyarris Garrett and Josh Atkinson – who completed their careers ranked among the top-7 receiving leaders in school history. Lucas and Garrett each surpassed 3,000 yards in their careers, while Atkinson had 2,600+ receiving yards.

In 2015, Garrett was the nation's leading receiver with 1,588 yards for a 122.2-yard average per game, while Lucas and Atkinson each ranked among the top-35 nationally in 2016. Garrett (2015) and Lucas (2016) earned first-team American Athletic Conference honors.

Keylon Stokes became the fifth 1,000-yard receiver in a season under Lowry when he hauled in 62 passes for 1,040 yards in 2019. In the nine-game 2020 season, Tulsa had four receivers average over 13 yards per reception and over 40 yards per game.

Before coming to Tulsa, Lowry spent three seasons at Baylor University, including two years as an assistant director of operations and one as a graduate assistant coach. He worked with Baylor's offense and special teams in that one season.

Previously, Lowry spent one season at St. Andrew's Episcopal High School in Austin, Texas, where he coached wide receivers, secondary and special teams in 2011.

A former All-Big Ten safety, Lowry spent three full seasons in the NFL, where he played special teams and safety for the Tennessee Titans (2006 and 2007), Denver Broncos (2008) and Jacksonville Jaguars (2008). He also spent the 2009 training camp with the Detroit Lions. Lowry was a fourth-round draft pick of the Titans in 2006. He played in 43 games and totaled 86 tackles, 13 pass deflections and started 14 games in his NFL career. Lowry's best season statistically came in the 2007 season when he collected 57 tackles, including 42 solos, and had two interceptions for Tennessee.

A four-year letterman and starter at Penn State, Lowry was a first-team All-Big Ten safety in 2005 as a senior after collecting 79 tackles and four interceptions. He totaled nine career interceptions and was PSU's leading punt returner for three seasons. In 2002, Lowry became the first true freshman to start for legendary Head Coach Joe Paterno.

Lowry was a four-year standout at Douglas Byrd High School in Fayetteville, N.C., as a wide receiver and defensive back. A native of Fort Hood,

Texas, Lowry called Fayetteville home from age 3 through college.

Lowry received his bachelor's degree in Crime, Law and Justice from Penn State in 2007.

He and his wife, Annie, have two sons: Calvin Jr. and Klay.

Alma Mater: Penn State '07

Birthdate: February 13, 1983

Hometown: Fort Hood, Texas

Playing Experience: Was a four-year letterman and starter at Penn State (2002-05) and earned first-team all-Big 10 honors as a senior.

Bowl Games as a Player

2002 Capital One Bowl (Penn State)

2005 Orange Bowl (Penn State)

Bowl Games as a Coach

2012 Holiday Bowl (Baylor)

2013 Fiesta Bowl (Baylor)

2014 Cotton Bowl (Baylor)

2015 Camping World Independence Bowl (Tulsa)

2016 Miami Beach Bowl (Tulsa)

2020 Lockheed Martin Armed Forces Bowl (Tulsa)

Jordan Najvar

Tight Ends Coach

SIXTH YEAR



Jordan Najvar is in his sixth year on the Tulsa coaching staff and his fourth coaching the tight ends. He came to Tulsa in January 2016 and spent his first two seasons as an offensive quality control coach.

Najvar was promoted to Golden Hurricane tight ends coach in February 2018. Under his tutelage, nearly 20 percent of receptions by Tulsa tight ends have gone for touchdowns over the last three seasons.

Najvar has been involved in seven bowl games in his career, including five as a player and two as a coach, both with the Hurricane. He was a part of the 2016 Miami Beach Bowl and 2020 Armed Forces Bowl teams.

In his first season at Tulsa, the 2016 Hurricane offense set a school record with eight 300+ rushing games and also ranked among the nation's top-10 for total offense (4th), scoring (7th) and rushing (8th). In 2017, the Tulsa offense was 14th in the nation for rushing and ranked 44th for total offense, while in 2018 the Hurricane had the nation's 35th best rushing offense.

Najvar came to Tulsa after playing professionally for two seasons. He was an undrafted free agent signee in 2014 with the Dallas Cowboys, where he spent one year. He also spent a portion of the 2015 season with the Brooklyn Bolts of the FXFL Developmental League.

A three-year starting tight end at Baylor (2011-13), Najvar was a three-time all-Big 12 honorable mention selection with the Bears. Najvar transferred to Baylor in 2010 from Stanford, where he

spent a redshirt season in 2009.

At Baylor, Najvar played in 38 games and totaled 35 receptions for 311 yards and four touchdowns. He played his prep football at Klein Oak High School in Spring, Texas, where he was an Under Armour All-American.

Najvar earned his degree from Baylor in distribution management technology in May 2013.

His wife's name is Holly.

Alma Mater: Baylor '13

Birthdate: January 8, 1991

Playing Experience: Started three years at tight end at Baylor (2011-13). Was a three-time honorable mention all-Big 12 selection

Bowl Games as a Player

2009 Sun Bowl (Stanford)

2010 Texas Bowl (Baylor)

2011 Alamo Bowl (Baylor)

2012 Holiday Bowl (Baylor)

2013 Fiesta Bowl (Baylor)

Bowl Games as a Coach

2016 Miami Beach Bowl (Tulsa)

2020 Lockheed Martin Armed Forces Bowl (Tulsa)

Luke Olson

Nickel Safeties Coach

10TH YEAR



Luke Olson is in his 10th year on the Tulsa football coaching staff and his third as a full-time assistant coach. Olson coaches the nickel safeties after being promoted to the position in February 2019. He also coordinated the punt return unit the last two seasons.

At Tulsa, Olson served as a graduate assistant coach for three seasons and four years as a defensive quality control coach.

Tulsa has reached a bowl game four times in his tenure, including the 2012 AutoZone Liberty Bowl, 2015 Camping World Independence Bowl, 2016 Miami Beach Bowl and 2020 Armed Forces Bowl.

Tulsa's 2020 defense was ranked second in The American for total defense, scoring defense, rushing defense, pass defense and pass defense efficiency. Tulsa also ranked among the nation's best defenses for a variety of statistical categories. The nickel safety position was responsible for 72 tackles, five pass breakups and four forced fumbles last year. In 2019, the position totaled 81 total tackles, three pass break-ups, three forced fumbles and one interception.

Olson was part of the 2018 coaching staff that saw its defense transition from a base 4-man front to a 3-3-5 alignment. The Hurricane finished the season with the nation's 8th best pass defense, while also allowing opponents 120+ yards less in total offense than a year earlier.

In 2016, the Tulsa defense held opponents to 10 points and 110.1 yards fewer than in the 2015

season. Tulsa's defense also forced 21 turnovers with 15 of those takeaways leading to 101 points in the 2016 campaign.

Previously, Olson served as a graduate assistant coach for two seasons (2013-14), helping coach the defensive backs. Before that, he assisted coaching the defensive line as a graduate assistant in 2012.

During his coaching tenure at Tulsa, Olson has been involved in every aspect of helping prepare the Tulsa defense from directing the offensive scout team, film break down, defensive signal-calling, coaching the STAR linebacker and the nickel safety positions, as well as other responsibilities. Olson has also coordinated the Philip Montgomery Football Camps since 2018.

When Olson helped coach the Tulsa defensive line in 2012, the Hurricane defense ranked among the nation's leaders for quarterback sacks, while defensive linemen totaled 32 of 53 team sacks for -205 yards. The Hurricane won the 2012 Conference USA Championship and AutoZone Liberty Bowl.

Before coming to Tulsa, Olson was a four-year starter (2008-11) at Southern Nazarene University, where he played free safety and linebacker. Olson was an Academic all-Central States Football League (CSFL) selection each year, while earning all-conference accolades in 2009.

Olson earned his bachelor's degree in kinesiology from Southern Nazarene in 2012, while receiving a master's degree in May 2014 from Tulsa in Methods in Educational Research.

Olson played prep football at Tulsa's Union High School.

He and his wife, Keisha, have two sons: Lane and Wells.

Alma Mater: Southern Nazarene '12

Birthdate: June 2, 1989

Hometown: Tulsa, Okla.

Playing Experience: Was a four-year starter at Southern Nazarene (2008-11), playing safety and linebacker.

Bowl Games as a Coach

2012 AutoZone Liberty Bowl (Tulsa)

2015 Camping World Independence Bowl (Tulsa)

2016 Miami Beach Bowl (Tulsa)

2020 Lockheed Martin Armed Forces Bowl (Tulsa)

Kendrick Shaver

Safeties Coach

FIRST YEAR



Kendrick Shaver was named to the Tulsa football coaching staff as safeties coach in March 2021.

A native Oklahoman, Shaver has coached safeties, cornerbacks and outside linebackers in his career and has also served a stint as co-defensive coordinator since beginning his collegiate coaching career in 2004. Shaver, most recently, spent

two seasons (2018-19) at Washington State, where he served as the Cougar safeties and NICKEL coach.

He was a part of two bowl games at Washington State, including the 2018 Alamo Bowl and 2019 Cheez-It Bowl. In 2018, Shaver's group of safeties and Nickels combined for six interceptions and 10 tackles-for-loss while helping the Cougars finish fourth in the Pac-12 in total defense, fourth in pass defense and tied for second in takeaways.

Prior to WSU, Shaver coached seven seasons (2011-17) at Utah State, including the final two as the co-defensive coordinator. Shaver spent six seasons coaching in the secondary before working with outside linebackers in 2017. He was part of a Utah State program that played in a school-record six-straight bowl games, to go along with a 2012 Western Athletic Conference championship.

In his final two seasons, the Aggie defense ranked among the top-20 nationally in fewest passing yards allowed, finishing the 2017 season ranked 19th for allowing 182.5 passing yards per game. The Aggies also forced 29 turnovers that season to rank sixth nationally.

Throughout his seven years on the Aggies' defensive staff, Utah State was at or the near the top of the Mountain West Conference and among the top third of the national defensive leaders in several categories. In 2013 and 2014, the USU defense ranked seventh and 12th, respectively, in scoring defense. He also mentored future NFL draft selections Will Davis (2013) and Nevin Lawson (2014).

Shaver was named FootballScoop.com's Co-Defensive Backs National Coach of the Year in 2012. He also served an NFL Minority Coaching Fellowship with the Oakland Raiders in 2014.

Before his appointment at Utah State, Shaver spent four years (2007-10) as the secondary coach at Northern Colorado. He also served as the secondary coach and recruiting coordinator at Northeastern Oklahoma A&M (2006), and defensive and special teams graduate assistant at Eastern Kentucky (2004-05).

Shaver began his coaching career at Hillcrest (Mo.) High School, where he coached defensive backs and wide receivers in 2002.

A native of Eufaula, Okla., Shaver played two seasons (1998-99) at Northeastern Oklahoma A&M Junior College before transferring to Missouri State, where he was a free safety and cornerback in 2000 and 2001. Shaver spent the 2003 season playing for the Sioux Falls Storm of the NIFL before coaching full-time.

Shaver graduated from Missouri State with a bachelor's degree in business in 2002. He earned his master's degree in physical education in 2005 from Eastern Kentucky.

Alma Mater: Missouri State '02

Birthdate: December 5, 1978

Hometown: Eufaula, Okla.

Playing Experience: Played two seasons at Northeastern Oklahoma A&M and finished his career at Missouri State

Bowl Games as a Coach

2011 Famous Idaho Potato Bowl (Utah State)

2012 Famous Idaho Potato Bowl (Utah State)

2013 Poinsettia Bowl (Utah State)

2014 New Mexico Bowl (Utah State)

2015 Famous Idaho Potato Bowl (Utah State)

2017 Arizona Bowl (Utah State)

2018 Alamo Bowl (Washington State)

2019 Cheez-It Bowl (Washington State)

2020 Lockheed Martin Armed Forces Bowl (Tulsa)

Beau Trahan

Co-Passing Game
Coordinator &
Quarterbacks Coach

SIXTH YEAR



Beau Trahan enters his sixth season as a member of The University of Tulsa football coaching staff, joining the Golden Hurricane in January 2016. Trahan is in his first season as Co-Passing Game Coordinator, while coaching the Tulsa quarterbacks.

Two of his proteges rank among the school's career top-10 passers. Dane Evans is Tulsa's all-time leader with 11,680 yards and Zach Smith with 5,226 yards in just two seasons is eighth on the school's career passing chart.

In 2016, Evans became the school's career leader for passing yards, completions, attempts, 300-yard passing games, total offense and TD passes. Evans threw for 3,348 yards and 32 touchdowns during the 2016 season under Trahan's tutelage, thus helping the Hurricane post a 10-3 record and win the Miami Beach Bowl that year. It was also an offense that set an NCAA record by becoming the first FBS/DI school to have a 3,000-yard passer, two 1,000-yard rushers and two 1,000-yard receivers in the same season.

Trahan tutored freshman quarterback starters in two consecutive seasons, 2017 and 2018. In the 2018 campaign, redshirt freshman Seth Boomer showed steady progress by completing 61.2-percent of his passes for 945 yards, seven TDs and two interceptions in Tulsa's final five games.

In 2019, junior Zach Smith threw for 3,279 yards and 19 touchdowns with a 131.9 pass efficiency rating after sitting out a transfer year in 2018. Smith averaged 216.3 yards per game with 13 TDs in last year's shortened nine-game season.

Before coming to Tulsa, Trahan spent eight years at Baylor University. He spent his final two seasons as the Bears' assistant athletic director in charge of high school relations and coordinator of recruiting for football. Before that, Trahan served as Baylor's director of football operations for three seasons and previously was the director of high school relations for three years.

A four-year letterman at the University of Texas (1999-2002), Trahan began his collegiate playing career as a quarterback and then moved to safety. He returned to the quarterback position in 2001 and 2002. Trahan served as a team captain during his senior season of 2002.

Following his playing career, Trahan launched his collegiate coaching career in 2003 as a graduate assistant on the defensive side of the ball at Texas. He assisted with coaching the defensive backs and special teams. From UT, Trahan joined the coach-

ing staff at the University of Houston in 2004 as an offensive graduate assistant coach, coaching under Philip Montgomery. He coached tight ends for the Cougars and assisted with coaching the special teams.

From 2005-08, Trahan was an assistant coach at Dickinson (Texas) High School, where he coached the quarterbacks and served as co-offensive coordinator under his father, legendary Warren "Bull" Trahan.

Trahan received his bachelor's degree in kinesiology from the University of Texas in 2002. He and his wife, Lauren, have two daughters: Abigail and Anne.

Alma Mater: Texas '02

Birthdate: March 20, 1979

Hometown: Bay City, Texas

Playing Experience: Lettered four seasons at the University of Texas (1999-2002), where he started as a quarterback and played safety and special teams

Bowl Games as a Player

1998 Cotton Bowl (Texas)
1999 Cotton Bowl (Texas)
2000 Holiday Bowl (Texas)
2001 Holiday Bowl (Texas)
2002 Cotton Bowl (Texas)

Bowl Games as a Coach

2010 Texas Bowl (Baylor)
2011 Alamo Bowl (Baylor)
2012 Holiday Bowl (Baylor)
2013 Fiesta Bowl (Baylor)
2014 Cotton Bowl (Baylor)
2015 Russell Athletic Bowl (Baylor)
2016 Miami Beach Bowl (Tulsa)
2020 Lockheed Martin Armed Forces Bowl (Tulsa)

Jesse Williams

Defensive Line Coach

FIRST YEAR



A college coaching veteran of 32 years, Jesse Williams joined The University of Tulsa coaching staff in February 2021 as defensive line coach.

Williams has coached the defensive line for all 32 of those seasons. He started his career at his alma mater, Sonoma State, in 1988, and has also coached at Portland State, Eastern Washington, Holy Cross, San Jose State, Colorado State, Nebraska-Kearney, New Mexico State, Ohio, Kansas and his most recent stint at Eastern Kentucky.

Williams came to Tulsa after spending the 2019 season at Eastern Kentucky. He coached FCS first-team All-American and Ohio Valley Conference Defensive Player of the Year Aaron Patrick in 2019. Williams also tutored Taquan Evans to second team all-conference recognition. Evans' eight sacks in 2019 were the ninth most in one season in program history.

He was part of a coaching staff in 2019 that helped ECU's defense finish second in the OVC in points allowed, second in total defense, second in rushing defense and third in passing defense. Eastern Kentucky was fifth in the nation in third down defense, seventh in fourth down defense, 11th in red-zone defense, 15th in rushing defense, 16th in total defense and 22nd in scoring defense in 2019.

Before his time at ECU, Williams spent two seasons as the defensive line coach at Kansas (2017-18). Under Williams' guidance, defensive tackle Daniel Wise earned first-team All-Big 12 honors in 2017 and 2018. Defensive end Dorance Armstrong Jr. was a second team all-conference honoree in 2017. Wise had one of the best seasons of any defensive lineman in the Big 12 in 2017 as he turned in 16 tackles-for-loss, including seven sacks. He ranked second in the Big 12 in tackles for a loss and 11th in the FBS rankings.

Williams arrived at Kansas after spending five seasons (2012-16) as the defensive line coach at Ohio. The 2016 Bobcat defense produced 104 tackles-for-loss, manufactured 44 sacks and held opponents to 104.4 yards rushing per game. Williams' defensive line broke through blocking schemes for 59.5 tackles for a loss and sacked the quarterback 31.5 times. Williams tutored the 2016 Mid-American Conference (MAC) Defensive Player of the Year Tarell Basham to a team-high 11.5 sacks. Williams also helped Casey Sayles to third team All-MAC honors with six sacks and 7.5 tackles for a loss.

In 2014, the Bobcat defense was stout against the run allowing only 132 yards on the ground per game and holding opponents to under 100 yards in six games. Williams' defensive line recorded 12 sacks. In 2013, Williams directed a defensive line that accounted for 36 sacks, which tied for 20th in the country and ranked second in the MAC.

Basham made an immediate impact as a rookie, totaling 7.5 sacks, which tied for fifth all-time for a single season. He was named to the Football Writers Association of American (FWAA) Freshmen All-America Team.

In his first season at Ohio, Williams led a defensive line unit that combined for 249 tackles, 39 tackles-for-loss and 14.5 sacks on a team that played in and won the Independence Bowl.

Before his tenure at Ohio, Williams was the defensive line coach at New Mexico State (2009-11), Nebraska-Kearney (2007-08), Colorado State (2007), Holy Cross (1996-97), Eastern Washington (1995), Portland State (1992-94) and Sonoma State (1988-91). He also served as the defensive ends coach at Colorado State (1999-06) and San Jose State (1998). Williams also served as the special team's coordinator at San Jose State and Holy Cross.

During his career, Williams has recruited California, Georgia, Illinois, Louisiana, Michigan, Texas, Florida and Ohio. He played collegiately at Riverside City College and Sonoma State University.

Williams and his wife, Felicia, have three sons, Jessien, Jesse III and Albert.

Alma Mater: Sonoma State '88

Birthdate: August 16, 1967

Hometown: Rubidoux, Calif.

Playing Experience: Played at Riverside City College and Sonoma State University

Bowl Games as a Player

1987 Pony Bowl (Sonoma State)

Bowl Games as a Coach

1999 Liberty Bowl (Colorado State)
2000 Liberty Bowl (Colorado State)
2001 New Orleans Bowl (Colorado State)
2002 Liberty Bowl (Colorado State)
2003 San Francisco Bowl (Colorado State)
2005 Poinsettia Bowl (Colorado State)
2012 Independence Bowl (Ohio)
2013 Beef O'Brady Bowl (Ohio)
2015 Camellia Bowl (Ohio)
2016 Dollar General Bowl (Ohio)

Support Staff

INTRO

PLAYERS

STAFF

REVIEW

AMERICAN ATHLETIC
CONFERENCE

OPPONENTS

HISTORY

RECORDS

Erich Anthony

Assistant Athletic
Director for Athletic
Performance
4th Year
Iowa State, 2012



Nick Baril

Assistant Director of
Athletic Equipment
1st Year
Oklahoma State, 2016



Dan Bitson

Director of Player
Personnel &
Development
6th Year • 10th Year
Overall @ Tulsa
Tulsa, 1991



Mookie Carlile

Defensive Quality
Control
2nd Year
Tarleton State, 2019



Tyrell Everett

Defensive Graduate
Assistant
1st Year
Baker University, 2016



Nick Franey

Offensive Graduate
Assistant
3rd Year
Central Methodist,
2017



Anthony Fortier

Director of Athletic
Equipment
1st Year / 6th Year
Overall @ Tulsa
FAU, 2016



Sam Lazarus

Director of
Creative Services
3rd Year / 5th Year
Overall @ Tulsa
Tulsa, 2015



Grant Lester

Offensive Quality
Control
9th Year
Oklahoma, 2009



Diane

McPheeters

Co-Director of Football
Operations/Internal
3rd Year
Baylor, 2005



Chris Nerio

Assistant Athletic
Director for
Student Health and
Performance / Director
of Sports Medicine
18th Year
Oklahoma State, 2001



Tom Ososkie

Director of Scouting
14th Year
Detroit, 1956



Diane Robinson

Director of Sports
Nutrition
1st Year
Arkansas, 2015



Ravi Savitala

Co-Director of Football
Operations/External
7th Year
Cal-Santa Cruz, 2000



Brody Trahan

Quality Control Special
Teams & Recruiting
2nd Year
Baylor, 2012





Brad Carson
PRESIDENT

Brad Carson is The University of Tulsa's 21st president. Having built a distinguished career in public service, law and education, before becoming president of TU, Carson was a professor at the University of Virginia, teaching courses related to national security and public sector innovation. He also served as a senior advisor at Boston Consulting Group.

In 2015, President Barack Obama appointed Carson acting under secretary of defense for personnel and readiness at the U.S. Department of Defense. There, he oversaw the human resources, military readiness, education, training and health care of the nearly 5 million service members, civilian employees and their dependents within the Department of Defense and managed an internal organization of 30,000 employees.

Prior to that, Carson served as the under secretary of the U.S. Army, where he managed the daily operations of the largest military service, and as general counsel of the U.S. Army, where he oversaw the service's worldwide legal operations.

Carson is widely published and is a noted authority on national security, energy policy and American politics. From 2001 to 2005, Carson

served two terms as a U.S. congressman, representing Oklahoma's 2nd District. Later, he was appointed to the faculty of TU's Collins College of Business and College of Law, where he taught courses on energy policy, property law, negotiation and game theory, globalization and law and literature. In 2008, Carson deployed during Operation Iraqi Freedom as an intelligence officer and was awarded the Bronze Star for his service.

Carson brings to TU a strong commitment to diversity and inclusion, having spent most of his career working, directly or indirectly, in this area. This interest arises naturally from his childhood growing up on Indian reservations around the country and, later, representing the congressional district that is home to the Cherokee Nation. Carson served as president and chief executive officer of Cherokee Nation Businesses, where he refocused the organization's corporate strategy and governance and significantly increased revenues.

Raised in Oklahoma, Carson received his BA from Baylor University and was a Rhodes Scholar at the University of Oxford. He then went on to earn a JD at the University of Oklahoma.



Rick Dickson
DIRECTOR OF ATHLETICS

Rick Dickson, a Tulsa native who led The University of Tulsa's athletics program in the early 1990s, returned to his alma mater as Director of Athletics in September 2020.

Dickson's prolific career includes five years as athletic director at The University of Tulsa from 1990 to 1994 before leading athletic programs at Washington State University (1994-2000) and Tulane University (2000-2015). Programs under Dickson's leadership saw dozens of conference championships and scores well above the national average in the NCAA's Academic Performance Rates.

Dickson attended Tulsa's Bishop Kelley High School and played football for the Golden Hurricane before graduating from TU in 1977.

Under Dickson's tenure in the early 1990s, Tulsa's football program landed a berth in the Freedom Bowl in 1991 and the men's basketball program saw Sweet 16 success in the NCAA Men's Basketball Tournament under coach Tubby Smith, who Dickson hired. Before leaving Tulsa for Washington State in 1994, Dickson helped the university secure membership in the Western Athletic Conference.

At Washington State, Dickson oversaw an athletics program that was recognized nationally for its success in dealing with gender equity issues. He raised funds for a capital campaign that funded scholarships and endowments, an indoor practice facility, and the renovation of Bohler Gymnasium. Washington State enjoyed its highest ever Learfield Cup Ranking during his tenure, highlighted in 1998 by the football team's first Rose Bowl appearance in 67 years.

While at Tulane, Dickson was credited with

helping the athletic program and community rebound after the destruction of Hurricane Katrina in 2005. Teams under his tenure won 41 conference titles and advanced to NCAA postseason play 36 times.

Following a 2003 Board Review that resulted in a unanimous resolution reaffirming the institution's Div-1A status, Dickson assumed the task of building a permanent foundation of support for Tulane Athletics through the Perpetual Wave Campaign. During the review, Dickson guided the department through an intense campaign that saw football season ticket sales more than triple, as well as secure funding for the new Greer Baseball Field, Yulman Football Stadium, Devlin Fieldhouse, The Hertz Center and numerous other facilities and program updates.

Following his retirement in 2016, Dickson formed R.P. Dickson Consulting LLC, which has assisted many universities with multiple projects including Title IX reviews, departmental organization, fundraising and marketing campaigns, and facility development.

In 2019, Dickson accepted a year-long role as the CFP New Orleans ambassador, serving the Extra Yards for Teachers Campaign that supports public school teachers of New Orleans.

Dickson replaced Derrick Gragg, who led Tulsa athletics since 2013 and announced in August he was leaving TU for a position at the NCAA as senior vice president for inclusion, education and community engagement.

Dickson and his wife, Brenda, who graduated from TU in 1979, have four adult children: Kari, Kasi, Kelli, and Doug, and six grandchildren.



Linebacker Zaven Collins was named College Football's Defensive Player of the Year, winning the Bronko Nagurski Trophy and the Chuck Bednarik Award. He also was the Lombardi Award winner.

REVIEW

INSIDE

2020 Game-by-Game Review	60-65
2020 Season Results	66
2020 Team and Individual Statistics	66-69
2020 Tulsa Individual Superlatives	70
2020 Tulsa and Opponent Season Highs and Lows	70
2020 Opponent Individual Superlatives	71

2020 Starting Lineups	71
2020 Team Game-by-Game Summaries	72
2020 Individual Game-by-Game Offensive Stats	73
2020 Individual Game-by-Game Tackle Chart	74
2020 Participation Chart	75
2020 Longest Plays	76

GAME 1

#11 Oklahoma State 16, Tulsa 7

Sept. 19, 2020 • Boone Pickens Stadium

STILLWATER, Okla. — The 11th-ranked Oklahoma State Cowboys scored 13 fourth quarter points to pull out a 16-7 victory over Tulsa in front of a COVID altered crowd of 14,668 fans at Boone Pickens Stadium.

Tulsa held a four-point lead, 7-3, heading into the final quarter, a lead the Hurricane took with just under two minutes remaining before halftime.

On the game's first possession, OSU marched 77 yards in 18 plays, but the Hurricane defense stiffened inside the 20-yard line and stopped the Cowboys at the 10 for a 27-yard field goal. After that OSU drive, the Golden Hurricane defense held the home team to just 17 total yards the remainder of the first half.

Tulsa took its 7-3 lead on a three-play, 56-yard drive that took just 0:56 off the clock in the second quarter as Zach Smith found Josh Johnson in the front corner of the end zone for a 16-yard score. The drive was set up by Smith's 41-yard toss to Keylon Stokes advancing to the OSU 15-yard line with just 1:38 left in the first half.

In the final period, the Cowboys took a 10-7 lead after a six-play, 81-yard drive that took only 2:06 off the clock.

Tulsa put together a 67-yard, 11-play drive of its own, marching to the OSU three-yard line before a false start penalty on third-and-goal moved the Hurricane back to the eight-yard line. Tulsa's 26-yard field goal attempt went wide left. The Cowboys added two field goals on its next two possessions in the final 4:27 for the win.

For the game, Tulsa's defense totaled a whopping 14 tackles for 56 lost yards, six quarterback sacks, forced two turnovers and held OSU to 289 yards.



SCORE BY QUARTERS

	1	2	3	4	Fnl
Tulsa	0	7	0	0	7
OSU	3	0	0	13	16

INDIVIDUAL LEADERS

Rushing

TU – Deneric Prince, 13-82
OSU – Chuba Hubbard, 27-105-1 TD

Passing

TU – Zach Smith, 18-of-28 for 165 yards, 1 TD, 1 INT

OSU – Ethan Bullock, 8-of-13 for 41 yards, 1 INT

Receiving

TU – Josh Johnson, 5-63-1 TD
OSU – Tylan Wallace, 4-94

Tackles

TU – Kendarin Ray (11)
OSU – Malcolm Rodriguez (10)

	TU	OSU
First Downs	15	18
Total Net Yards	278	277
Offensive Plays	59	70
Yards Per Play	4.7	4.0
Rushes/Net Yards	31-112	50-139
Net Passing Yards	166	138
Passes Comp/Att/Int	18-28-1	14-20-1
Touchdown Passes	1	0
Punts/Average	7-37.7	5-41.8
Penalties/Yards	15-120	8-68
Fumbles/Lost	1-0	1-1
Sacks by/Yds	6-24	1-9
3rd Down Conv/Att.	0-11	6-15
4th Down Conv/Att.	1-4	0-1
Possession Time	29:27	30:33

SCORING SUMMARY

Team	Qtr	Time	Play	Score
OSU	1	5:13	Alex Hale 27 FG	0-3
Tulsa	2	1:38	Josh Johnson 16 pass from Zach Smith (Tipton kick)	7-3
OSU	4	14:56	Chuba Hubbard 3 run (Hale kick)	7-10
OSU	4	4:27	Alex Hale 40 FG	7-13
OSU	4	0:18	Alex Hale 29 FG	7-16

GAME 2

Tulsa 34, #11 UCF 26

Oct. 3, 2020 • Spectrum Stadium

ORLANDO, Fla. — Tulsa scored the final 15 points to overcome an 18-point deficit to take down the nation's 11th-ranked UCF Knights, 34-26, at Spectrum Stadium.

The win snapped a 21-game home winning streak for the Knights. The last team to defeat UCF on its home field was the 2016 Tulsa team on Nov. 19, 2016, by a score of 35-20. The victory was also Tulsa's first against a ranked opponent since handing #24 Hawaii a 62-35 loss in the 2010 Hawaii Bowl, and it's the highest-ranked opponent Tulsa has defeated since a 35-34 home win over No. 15 Texas A&M in September 1996.

After trailing 16-0 in the first 7:02 of the game, Tulsa cut its halftime deficit to 11 points at 23-12. The Hurricane scored in the first 0:11 of the second half on a 34-yard pass from Zack Smith to Sam Crawford Jr, making the score 23-19. The Hurricane took its first lead, 31-26, with 12:56 left in the fourth quarter as Smith hit Keylon Stokes in the back of the end zone, capping a five-play, 61-yard drive in taking just 2:22 off the clock.

Tulsa scored the final 15 points, including the final three points on a 34-yard field goal Zack Long field goal that gave Tulsa its final margin of victory at 34-26.

For the game, Tulsa's special teams recovered two fumbles, while the defense intercepted one pass, had 10 tackles for -23 yards and nine pass breakups. Zaven Collins led the Hurricane defense with 10 tackles, 3.5 TFLs for -11 yards, two pass break-ups, one interception for a 13-yard return and scored Tulsa's first points on a safety.



SCORE BY QUARTERS

	1	2	3	4	Fnl
Tulsa	2	10	13	9	34
UCF	16	7	3	0	26

INDIVIDUAL LEADERS

Rushing

TU – TK Wilkerson, 22-86-1 TD
UCF – Otis Anderson, 17-84-1 TD

Passing

TU – Zach Smith, 17-of-29 for 273 yards, 3 TD, 1 INT
UCF – Dillon Gabriel, 28-of-51 for 330 yards, 1 TD, 1 INT

Receiving

TU – Keylon Stokes, 6-95-1 TD
UCF – Jaylon Robinson, 3-111

Tackles

TU – Zaven Collins (10)
UCF – Eric Mitchell (13)

	TU	UCF
First Downs	15	18
Total Net Yards	278	277
Offensive Plays	59	70
Yards Per Play	4.7	4.0
Rushes/Net Yards	31-112	50-139
Net Passing Yards	166	138
Passes Comp/Att/Int	18-28-1	14-20-1
Touchdown Passes	1	0
Punts/Average	7-37.7	5-41.8
Penalties/Yards	15-120	8-68
Fumbles/Lost	1-0	1-1
Sacks by/Yds	6-24	1-9
3rd Down Conv/Att.	0-11	6-15
4th Down Conv/Att.	1-4	0-1
Possession Time	29:27	30:33

SCORING SUMMARY

Team	Qtr	Time	Play	Score
UCF	1	10:13	Jacob Harris 12 pass from Dillon Gabriel (Obarski kick)	0-7
UCF	1	7:35	Eriq Gilyard 4-yard safety	0-9
UCF	1	6:58	Otis Anderson 49 run (Obarski kick)	0-16
Tulsa	1	2:16	Zaven Collins 4-yard safety	2-16
Tulsa	2	11:41	Zack Long 20 FG	5-16
UCF	2	1:39	Cole Schneider 1 run (Obarski kick)	5-23
Tulsa	2	0:53	Josh Johnson 48 pass from Zach Smith (Long kick)	12-23
Tulsa	3	14:49	Sam Crawford, Jr. 34 pass from Zach Smith (Long kick)	19-23
UCF	3	11:16	Daniel Obarski 26 FG	19-26
Tulsa	3	7:20	TK Wilkerson 2 run (Long NG)	25-26
Tulsa	4	12:56	Keylon Stokes 13 pass from Zach Smith (pass failed)	31-26
Tulsa	4	1:30	Zack Long 34 FG	34-26

GAME 3

Tulsa 42, USF 13

Oct. 23, 2020 • Raymond James Stadium

TAMPA, Fla. — Tulsa moved to 2-0 in the American Athletic Conference with a 42-13 victory over the USF Bulls at Raymond James Stadium.

It was the first 2-0 start for Tulsa in AAC play in its seven-year membership and the first time since 2012 that the Hurricane has put together two straight conference road wins.

It was an all-around performance for the Hurricane as the offense gained 462 total yards, averaging 7.5 yards per play. Tulsa's defense held USF to 305 yards and forced three turnovers. Zach Smith led Tulsa to five scoring drives and completed 16-of-24 passes for 233 yards, while Zaven Collins' interception return gave Tulsa its sixth touchdown.

The Hurricane scored on its opening drive going 65 yards in 4 plays followed by two USF field goals for a 7-6 score. Tulsa scored two touchdowns in the second quarter for a 21-6 halftime lead.

After USF scored first in the third period to make the score 21-13, Tulsa tallied the final 21 points, all in the third quarter, on a 62-yard Deneric Prince run, a 38-yard Collins interception return and a one-yard Corey Taylor run.



SCORE BY QUARTERS

	1	2	3	4	Fnl
Tulsa	7	14	21	0	42
USF	6	0	7	0	13

INDIVIDUAL LEADERS

Rushing

TU – Deneric Prince, 15-109-2 TD;
Corey Taylor II, 12-67-2 TD
USF – Cade Fortin, 4-39

Passing

TU – Zach Smith, 16-of-24 for 233 yards, 1 TD, 1 INT
USF – Noah Johnson, 18-of-27 for 150 yards, 1 TD, 1 INT

Receiving

TU – Sam Crawford Jr., 4-82; Keylon Stokes, 4-66
USF – Omarion Dollison, 6-54

Tackles

TU – Zaven Collins (6), Lamar Mullins (6)
USF – Andrew Mims (7)

	TU	USF
First Downs	21	17
Total Net Yards	462	305
Offensive Plays	62	70
Yards Per Play	7.5	4.4
Rushes/Net Yards	37-227	34-122
Net Passing Yards	235	135
Passes Comp/Att/Int	17-25-1	22-36-1
Touchdown Passes	1	1
Punts/Average	5-39.4	4-46.0
Penalties/Yards	5-40	6-30
Fumbles/Lost	0-0	2-2
Sacks by/Yds	1-2	0-0
3rd Down Conv/Att.	7-12	2-15
4th Down Conv/Att.	0-0	3-4
Possession Time	28:33	31:27

SCORING SUMMARY

Team	Qtr	Time	Play	Score
Tulsa	1	12:10	JC Santana 33 pass from Zach Smith (Long kick)	7-0
USF	1	9:59	Jared Sackett 39 FG	7-3
USF	1	6:57	Jared Sackett 25 FG	7-6
Tulsa	2	12:23	Corey Taylor II 5 run (Long kick)	14-6
Tulsa	2	4:54	Deneric Prince 27 run (Long kick)	21-6
USF	3	8:43	Bryce Miller 3 pass from Noah Johnson (Sackett kick)	21-13
Tulsa	3	7:26	Deneric Prince 62 run (Long kick)	28-13
Tulsa	3	5:56	Zaven Collins 38 INT (Long kick)	35-13
Tulsa	3	2:21	Corey Taylor II 1 run (Long kick)	42-13

GAME 4

Tulsa 34, East Carolina 30

Oct. 30, 2020 • H.A. Chapman Stadium

TULSA, Okla. — TK Wilkerson scored his second touchdown of the game with 0:29 left to give Tulsa a 34-30 comeback victory over the East Carolina Pirates at H.A. Chapman Stadium.

Tulsa moved to 3-1 on the season and 3-0 in American Athletic Conference play.

After trailing by 14 points at halftime, 17-3, the Hurricane scored on five of its six second-half possessions, including four touchdowns that each capped drives of over 70 yards.

ECU took a three-point lead 30-27 with 4:24 left in the game. Tulsa took possession at their own 25-yard line for the game-winning drive. A fourth down pass from the Tulsa 43-yard line resulted in an interference call, and a second fourth-and-five saw Josh Johnson come up with a sliding catch. On the next play, Wilkerson rumbled 18 yards to the ECU 1-yard line and scored on the next play to put the Hurricane ahead 34-30 after the PAT.

The Pirates returned the kick to the Tulsa 44-yard line and got down to the 29 when a 'Hail Mary' pass into the end zone, although touched by an ECU receiver, fell incomplete.



SCORE BY QUARTERS

	1	2	3	4	Fnl
Tulsa	3	0	17	14	34
ECU	7	10	3	10	30

INDIVIDUAL LEADERS

Rushing

TU – TK Wilkerson, 18-92-2 TD
ECU – Rahjai Harris, 21-118

Passing

TU – Zach Smith, 19-of-37 for 253 yards, 2 TD, 2 INT
ECU – Holton Ahlers, 38-of-50 for 330 yards, 3 TD, 1 INT

Receiving

TU – Keylon Stokes, 6-90-1 TD; JC Santana, 4-88-1 TD
ECU – Tyler Snead, 16-108-1 TD

Tackles

TU – Kendarin Ray (9)
ECU – Jireh Wilson (9)

	TU	ECU
First Downs	25	27
Total Net Yards	428	456
Offensive Plays	74	78
Yards Per Play	5.8	5.8
Rushes/Net Yards	37-175	28-126
Net Passing Yards	253	330
Passes Comp/Att/Int	19-37-2	38-50-1
Touchdown Passes	2	3
Punts/Average	3-39.0	2-39.5
Penalties/Yards	10-109	13-105
Fumbles/Lost	1-1	2-2
Sacks by/Yds	0-0	3-16
3rd Down Conv/Att.	3-14	6-15
4th Down Conv/Att.	3-4	1-1
Possession Time	24:51	35:09

SCORING SUMMARY

Team	Qtr	Time	Play	Score
ECU	1	11:08	Tyler Snead 16 pass from Holton Ahlers (Verity kick)	0-7
Tulsa	1	3:35	Zack Long 35 FG	3-7
ECU	2	10:42	CJ Johnson 25 pass from Holton Ahlers (Verity kick)	3-14
ECU	2	1:58	Jake Verity 46 FG	3-17
Tulsa	3	13:23	Keylon Stokes 25 pass from Zach Smith (Long kick)	10-17
ECU	3	9:15	Jake Verity 22 FG	10-20
Tulsa	3	6:19	TK Wilkerson 13 run (Long kick)	17-20
Tulsa	3	4:15	Zack Long 21 FG	20-20
ECU	4	12:34	Jake Verity 38 FG	20-23
Tulsa	4	9:14	JuanCarlos Santana 39 pass from Zach Smith (Long kick)	27-23
ECU	4	4:24	Rahjai Harris 4 pass from Holton Ahlers (Verity kick)	27-30
Tulsa	4	0:29	TK Wilkerson 1 run (Long kick)	34-30

GAME 5

Tulsa 28, #19 SMU 24

Nov. 14, 2020 • H.A. Chapman Stadium

TULSA, Okla. — Tulsa posted its third straight comeback victory by overcoming a 21-point deficit for a 28-24 win over the 19th-ranked SMU Mustangs at H.A. Chapman Stadium.

The win gave Tulsa its second victory over a top-25 opponent, marking the first season in school history that the Golden Hurricane posted two wins over ranked opponents.

SMU took a 21-0 lead on the first play of the second quarter and led at halftime by a score of 24-7. After those early SMU scores, Tulsa outscored the Mustangs 28-3 over the final 44 minutes, including all 21 second-half points as the Hurricane defense held the Mustangs scoreless in the final 30 minutes.

Trailing 24-21, Tulsa took possession of the ball at their own 35-yard line with 4:02 left on the game clock. Passes of 12 and 29 yards from Zach Smith to Keylon Stokes put Tulsa at the SMU 24-yard line. Three straight TK Wilkerson runs of 14, three and three yards put the Hurricane on the SMU four-yard line to set up a third-and-goal pass from Smith to tight end James Palmer for the touchdown and a 28-24 lead.

With just over one minute remaining in the contest Zaven Collins' interception of a Shane Buechele pass sealed the victory for the Hurricane.



SCORE BY QUARTERS

	1	2	3	4	Fnl
Tulsa	0	7	7	14	28
SMU	14	10	0	0	24

INDIVIDUAL LEADERS

Rushing

TU — TK Wilkerson, 21-94-1 TD

SMU — Ulysses Bentley IV, 26-103-1 TD

Passing

TU — Zach Smith, 26-of-38 for 325

yards, 3 TD, 1 INT

SMU — Shane Buechele, 18-of-36 for

200 yards, 1 TD, 1 INT

Receiving

TU — Keylon Stokes, 8-122; Josh

Johnson, 8-101-2 TD

SMU — Danny Gray, 8-93

Tackles

TU — Justin Wright (9)

SMU — D. Robinson (9)

	TU	SMU
First Downs	27	25
Total Net Yards	455	351
Offensive Plays	83	76
Yards Per Play	5.5	4.6
Rushes/Net Yards	45-130	40-151
Net Passing Yards	325	200
Passes Comp/Att/Int	26-38-1	18-36-1
Touchdown Passes	3	1
Punts/Average	4-54.5	5-40.4
Penalties/Yards	13-117	11-70
Fumbles/Lost	1-1	0-0
Sacks by/Yds	2-18	3-20
3rd Down Conv/Att.	10-17	4-16
4th Down Conv/Att.	0-1	1-3
Possession Time	29:18	30:42

SCORING SUMMARY

Team	Qtr	Time	Play	Score
SMU	1	10:47	Brandon Crossley 18 INT (Naggar kick)	0-7
SMU	1	8:19	Kylen Grassley 22 pass from Shane Buechele (Naggar kick)	0-14
SMU	2	14:58	Ulysses Bentley 1 run (Naggar kick)	0-21
Tulsa	2	6:15	Josh Johnson 20 pass from Zach Smith (Long kick)	7-21
SMU	2	2:37	Chris Naggar 45 FG	7-24
Tulsa	3	2:51	T.K. Wilkerson 1 run (Long kick)	14-24
Tulsa	4	13:31	Josh Johnson 35 pass from Zach Smith (Long kick)	21-24
Tulsa	4	2:11	James Palmer 4 pass from Zach Smith (Long kick)	28-24

GAME 6

#25 Tulsa 30, Tulane 24 (2OT)

Nov. 19, 2020 • H.A. Chapman Stadium

TULSA, Okla. — The 25th-ranked Tulsa Golden Hurricane scored 30 points in the final period and two overtimes to claim a 30-24 win over the Tulane Green Wave in a Thursday night game at H.A. Chapman Stadium.

After being shutout through three quarters and trailing, 14-0, Tulsa scored 21 points in the fourth quarter and nine more in overtime for its fourth double-digit comeback win of the season. In overtime, each team scored on field goals in the first period and then on Tulane's second possession, Tulsa All-American Zaven Collins intercepted a third-and-goal pass and went 96 yards for the game-winning score.

In sending the game to overtime, it took a spectacular fourth quarter offensive performance led by third-string quarterback Davis Brin.

Tulane lost starting quarterback Zach Smith in the first half and backup Seth Boomer in the third quarter with injuries, thus putting Brin in the driver's seat. The sophomore rushed for one touchdown and threw for two more in the fourth quarter comeback.

Brin guided the Hurricane to an 84-yard, 10-play drive and ran the final 18 yards for the first Tulsa score at the 9:17 mark of the 4th quarter. After the Tulsa defense held Tulane to eight yards in five plays, Brin again took Tulsa down the field and on a fourth-and-15 completed a 19-yard pass to Josh Johnson in the back of the end zone to tie the game at 14-14 with 3:16 left in the contest.

Tulane took the ensuing kickoff 71 yards to the Tulsa 28-yard line and the Green Wave took a 21-14 lead with less than two minutes on the clock.

Starting from their own 25-yard line, Tulsa took possession at the 1:38 mark. Brin completed 5-of-8 passes to reach the Tulane 37-yard line and with just 0:06 left Brin took the snap on third-and-seven, avoided a tackler and launched a 'Hail Mary' pass to the right corner of the end zone to a waiting JC Santana, who went up and brought in the 37-yarder to send the game to OT.

SCORE BY QUARTERS

	1	2	3	4	01	02	Fnl
Tulsa	0	0	0	21	3	6	30
Tulane	0	0	14	7	3	0	24

INDIVIDUAL LEADERS

Rushing

TU — Corey Taylor II, 19-132

TLN — Stephen Huderson, 25-106-1 TD

Passing

TU — Davis Brin, 18-of-28 for 266 yards,

2 TD; Seth Boomer, 7-of-13 for 60

yards, 1 INT

TLN — Michael Pratt, 8-of-17 for 76

yards, 2 TD, 1 INT

Receiving

TU — JuanCarlos Santana, 8-138-1 TD;

Josh Johnson, 7-95-1 TD

TLN — Will Wallace, 3-34-1 TD

Tackles

TU — Zaven Collins (15), Kendarin Ray (10)

TLN — N. Anderson (11), D. Williams (11)(12)



	TU	TULANE
First Downs	26	18
Total Net Yards	522	302
Offensive Plays	89	68
Yards Per Play	5.9	4.4
Rushes/Net Yards	41-179	51-226
Net Passing Yards	343	76
Passes Comp/Att/Int	27-48-1	8-17-1
Touchdown Passes	2	2
Punts/Average	4-43.2	6-42.2
Penalties/Yards	10-85	7-63
Fumbles/Lost	2-2	0-0
Sacks by/Yds	2-7	4-27
3rd Down Conv/Att.	10-21	5-15
4th Down Conv/Att.	3-4	0-0
Possession Time	30:40	29:20

SCORING SUMMARY

Team	Qtr	Time	Play	Score
TLN	3	5:25	Stephen Huderson 5 run (Glover kick)	0-7
TLN	3	3:07	Will Wallace 27 pass from Michael Pratt (Glover kick)	0-14
Tulsa	4	9:17	Davis Brin 18 run (Long kick)	7-14
Tulsa	4	3:16	Josh Johnson 19 pass from Davis Brin (Long kick)	14-14
TLN	4	1:38	Tyrick James 19 pass from Michael Pratt (Glover kick)	14-21
Tulsa	4	0:00	JuanCarlos Santana 37 pass from Davis Brin (Long kick)	21-21
Tulsa	OT1	0:00	Zack Long 27 FG	24-21
TLN	OT1	0:00	Merek Glover 38 FG	24-24
Tulsa	OT2	0:00	Zaven Collins 96 INT return	30-24

GAME 7

#22 Tulsa 19, Navy 6

Dec. 5, 2020 • Navy-Marine Corps Memorial Stadium

ANNAPOLIS, Md. — Tulsa used a third quarter touchdown and four Zack Long field goals to claim a 19-6 victory over the Navy Midshipmen at Navy-Marine Corps Memorial Stadium.

The win clinched Tulsa's spot in the American Athletic Conference Championship game against the Cincinnati Bearcats.

Tulsa's defense held the Midshipmen to six points, the lowest for a Tulsa opponent since Sept. 10, 2011, when Tulane scored just three points.

Zack Long connected on second quarter field goals covering 48 and 25 yards for a 6-3 halftime lead. Navy made the score 6-3 before halftime and began the second half with a 60-yard drive in 14 plays to tie the score, 6-6, at the 7:08 mark of the third quarter.

Tulsa's first touchdown of the game came at the 1:33 mark of the third period when Zach Smith threw 66 yards to Josh Johnson for a 13-6 lead. Long's third field goal, a 37-yarder, gave Tulsa a 10-point lead at 16-6 in the fourth period. He knocked through his final field goal of 36 yards with 2:54 remaining on the game clock for the 19-6 win.

For the game, Tulsa outgained the Mids, 296 to 153, as the Hurricane had 128 rushing yards and 168 through the air. Tulsa's defense totaled 12 TFLs for -49 yards and five sacks, as tackle Jaxon Player dominated with a career-high 12 tackles, 4.5 TFLs for -12 yards and two sacks.

SCORE BY QUARTERS

	1	2	3	4	Fnl
Tulsa	0	6	7	6	19
Navy	0	3	3	0	6

INDIVIDUAL LEADERS

Rushing

TU – Corey Taylor II, 19-69

NAVY – Xavier Arline, 12-33

Passing

TU – Zach Smith, 10-of-25 for 168 yards, 1 TD

NAVY – Xavier Arline, 4-of-8 for 27 yards

Receiving

TU – Josh Johnson, 3-76-1 TD, Keylon Stokes, 4-62

NAVY – Mark Walker, 3-29

Tackles

TU – Jaxon Player (12; 4.5 TFL/-12)

NAVY – Mitchell West (8)



GAME 8

American Athletic Conference Championship Game #6 Cincinnati 27, #20 Tulsa 24

Dec. 19, 2020 • Nippert Stadium

CINCINNATI, Ohio — A 34-yard Cincinnati field goal as time expired gave the Bearcats a 27-24 victory over Tulsa in the American Athletic Conference Championship Game.

Tulsa was looking for its fifth comeback win of the season after trailing by double-digits in the first quarter but was held off by the nation's 6th-ranked Bearcats.

Cincinnati took a 10-point lead in the first period.

Although Tulsa never led in the game, the Hurricane responded to tie the game at 10 in the second quarter, 17 in the third, and 24 in the final stanza.

The Bearcats led 24-17 heading into the fourth quarter. After Jaxon Player blocked a Cincinnati field goal attempt in the fourth quarter, Tulsa took possession at their own 20-yard line and marched 80 yards in seven plays. Zach Smith threaded the needle for a 13-yard scoring strike to JC Santana to tie the score at 24 with 3:41 remaining on the game clock.

Cincinnati took the ensuing kickoff and marched to the Tulsa 17-yard line, taking all 3:34 off the clock in its 51-yard, 12-play drive as Cole Smith knocked through the game-winning field goal with 0:00 on the game clock.

SCORE BY QUARTERS

	1	2	3	4	Fnl
Tulsa	0	10	7	7	24
Cincinnati	10	7	7	3	27

INDIVIDUAL LEADERS

Rushing

TU – Corey Taylor II, 22-102-1 TD

UC – Desmond Ridder, 16-83-1 TD

Passing

TU – Zach Smith, 13-of-30 for 166 yards, 1 TD, 2 INT

UC – Desmond Ridder, 19-of-29 for 269 yards, 1 TD

Receiving

TU – Sam Crawford Jr., 3-79; JC


Santana, 5-54-1 TD

UC – Alec Pierce, 5-146-1 TD

Tackles

TU – Cristian Williams (10)

UC – Joel Dublanko (8)



	TU	CIN
First Downs	22	17
Total Net Yards	332	420
Offensive Plays	67	67
Yards Per Play	5.0	6.3
Rushes/Net Yards	37-166	38-151
Net Passing Yards	166	269
Passes Comp/Att/Int	13-30-2	19-29-0
Touchdown Passes	1	1
Punts/Average	5-46.0	3-44.7
Penalties/Yards	7-50	12-66
Fumbles/Lost	1-0	4-2
Sacks by/Yds	2/-15	3/-21
3rd Down Conv/Att.	5-14	5-14
4th Down Conv/Att.	1-1	0-1
Possession Time	26:03	33:57

SCORING SUMMARY

Team	Qtr	Time	Play	Score
UC	1	8:56	Jerome Ford 42 run (Smith kick)	0-7
UC	1	0:05	Cole Smith 25 FG	0-10
Tulsa	2	11:08	Zack Long 43 FG	7-10
Tulsa	2	8:36	Corey Taylor II 10 run (Long kick)	10-10
UC	2	3:17	Alex Pierce 36 pass from Desmond Ridder (Smith kick)	10-17
Tulsa	3	10:05	Deneric Prince 8 run (Long kick)	17-17
UC	3	7:14	Desmond Ridder 10 run (Smith kick)	17-24
Tulsa	4	3:41	JC Santana 13 pass from Zach Smith (Long kick)	24-24
UC	4	0:00	Cole Smith 34 FG	24-27

SCORING SUMMARY

Team	Qtr	Time	Play	Score
Tulsa	2	11:58	Zack Long 48 FG	3-0
Tulsa	2	3:22	Zack Long 25 FG	6-0
Navy	2	0:00	Bijan Nichols 34 FG	6-3
Navy	7	7:08	Bijan Nichols 32 FG	6-6
Tulsa	3	1:33	John Johnson 66 pass from Zach Smith (Long kick)	13-6
Tulsa	4	10:58	Zack Long 37 FG	16-6
Tulsa	4	2:54	Zack Long 36 FG	19-6

GAME 9

Lockheed-Martin Armed Forces Bowl Mississippi State 28, #24 Tulsa 26

Dec. 31, 2020 • Amon G. Carter Stadium

FORT WORTH, Texas — Tulsa dominated the game statistically, but the Hurricane comeback bid against the SEC's Mississippi State Bulldogs fell short, 28-26, in the Lockheed Martin Armed Forces Bowl at Amon G. Carter Stadium.



After scoring only 13 points between them in the first half, the two teams combined for 41 second-half points. The Hurricane pulled to within two points early at the 12:30 mark of the fourth quarter when Corey Taylor II ran in from five yards out, capping a 32-yard, nine-play drive to make the score 21-19. Tulsa's pass on the two-point conversion attempt skipped off Keylon Stokes' hands, thus keeping it a two-point MSU advantage.

Trailing 28-19 with 8:01 remaining, Tulsa marched inside MSU territory but an interception at the Bulldogs' six-yard line ended Tulsa's threat. The Hurricane defense held Mississippi State to seven yards in three plays on the subsequent possession. Tulsa's offense took the ball at the 2:54 mark and traveled 55 yards in six plays to make the score 28-26 at the 1:23 mark.

The ensuing onside kick, after being bobbled, was corralled by an MSU player, thus securing the Bulldogs two-point win.

Tulsa out-gained MSU 484 to 271 yards in total offense, while the Hurricane defense, playing without College Football's Defensive Player of the Year Zaven Collins, held the Bulldogs to 109 yards below their season average. Tulsa nickel safety Cristian Williams was named Tulsa's Game MVP with seven tackles and one pass breakup.

SCORE BY QUARTERS

	1	2	3	4	Fnl
Tulsa	0	6	7	13	26
MSU	7	0	14	7	38

	TU	MSU
First Downs	27	16
Total Net Yards	484	271
Offensive Plays	86	60
Yards Per Play	5.6	4.5
Rushes/Net Yards	40-137	30-123
Net Passing Yards	347	148
Passes Comp/Att/Int	26-42-2	19-30-0
Touchdown Passes	1	1
Punts/Average	3-39.7	5-30.6
Penalties/Yards	7-66	11-102
Fumbles/Lost	0-0	0-0
Sacks by/Yds	4-22	5-21
3rd Down Conv/Att.	10-18	4-12
4th Down Conv/Att.	1-2	1-3
Possession Time	31:19	28:41

INDIVIDUAL LEADERS

Rushing

TU – Corey Taylor II, 20-85-1 TD

MSU – J. Marks, 11-72-1 TD

Passing

TU – Zach Smith, 26-of-46

for 347 yards, 1 TD, 2 INT

MSU – Will Rogers, 19-of-30

for 148 yards, 1 TD

Receiving

TU – Keylon Stokes, 9-117-1 TD;

JC Santana, 4-112

MSU – Austin Williams, 3-42

Tackles

TU – Justin Wright (8), Cristian Williams (7)

MSU – Londyn Craft (10),

Erroll Thompson (10)

SCORING SUMMARY

Team	Qtr	Time	Play	Score
MSU	1	13:41	J. Marks 28 run (Christmann kick)	0-7
Tulsa	2	11:15	Zack Long 27 FG	3-7
Tulsa	2	2:34	Zack Long 33 FG	6-7
MSU	3	9:04	Will Rogers 13 run (Christmann kick)	6-14
Tulsa	3	6:37	Deneric Prince 14 run (Long kick)	13-14
MSU	3	3:29	Emmanuel Forbes 90 INT return (Christmann kick)	13-21
Tulsa	4	12:30	Corey Taylor II 5 run (pass failed)	19-21
MSU	4	8:01	L. Griffin 13 pass from Will Rogers (Christmann kick)	19-28
Tulsa	4	1:23	Keylon Stokes 15 pass from Zach Smith (Long kick)	26-28

2020 Season Review

Season Recap ...

- Tulsa finished the season with a 6-3 record and a 6-0 mark in the American Athletic Conference.
- The 2020 college football season was interrupted by COVID-19, as teams played a different number of games ... Tulsa played seven of 12 regular season games and added a contest in the AAC championship and bowl game.
- The Hurricane was ranked in the national polls during 2020, six weeks in the AP poll and five weeks in the Coaches poll ... Tulsa was ranked as high as 18th in the AP poll (Dec. 6) and 19th in the Coaches poll (Dec. 6).
- Tulsa tied for first place in the regular season with a 6-0 record and played in the AAC Championship game, falling 27-24 to #9 Cincinnati on a last second field goal.
- Tulsa's 6-0 AAC record marked the best league start in its seven years as an AAC member ... it was also the best conference record for a Tulsa team since Tulsa started 7-0 in Conference USA in 2012.
- Tulsa had a 6-game winning streak after a season-opening loss ... it was the longest winning streak for Tulsa since seven straight wins in the 2012 season.
- Tulsa was 2-2 against top-25 teams, defeating #11 UCF (34-26) and #19 SMU (28-24) and falling 16-7 at #11 Oklahoma State and 27-24 at #9 Cincinnati.
- Tulsa was invited to the to play in its 22nd bowl game as the Hurricane played the SEC's Mississippi State in the Lockheed Martin Armed Forces Bowl.

All-Americans ...

- Tulsa had two All-Americans in the 2020 season.
- Junior linebacker Zaven Collins was a unanimous consensus first-team All-American.
- Freshman left tackle Tyler Smith was named Freshman All-America by the Football Writers Association of America (FWAA) and The Athletic.
- Collins earned first-team honors by the Associated Press, FWAA, AFCA, Walter Camp Foundation, The Sporting News, USA Today, CBS Sports, Pro Football Focus, The Athletic and Phil Steele Magazine.
- Collins became Tulsa's 11th first-team All-America selection honored by any publication or service ... he joined receiver Howard Twilley (1965) as Tulsa's only consensus All-Americans.

Collins Named College Football's Defensive Player of the Year, Winning the Bronko Nagurski and Chuck Bednarik Awards ...

- Tulsa linebacker Zaven Collins was named the winner of the Bronko Nagurski Trophy and the Chuck Bednarik Award, which are the two national defensive player of the year awards.
- He was also named the winner of the Lombardi Award, given to the top player in FBS regardless of position, based on the Lombardi Award's criteria of "performance and leadership honed by character and resiliency" and named after legendary NFL coach Vince Lombardi.
- Collins was also named the runner-up for the Butkus Award, given to the nation's top linebacker ... he was the lone non-Power 5 selection chosen to the Butkus list.
- Collins was a three-time winner of the National Defensive Player of the Week Award, coming in different weeks this year – the Bednarik, the Bronko Nagurski and the Walter Camp Foundation.
- He was named the American Athletic Conference Defensive Player of the Week four times (#11 UCF, USF, #19 SMU and Tulane).
- In eight games, Collins totaled 53 tackles, 11.5 TFLs, four sacks, four interceptions with two TDs.
- Two of his INTs were game-clinchers ... his INT against #19 SMU stopped any possible final scoring drive for the Mustangs ... his pick-6 against Tulane in overtime went 96 yards for the game-winning score.
- Collins has declared for the NFL draft and did not play in the Armed Forces Bowl ... he was the 16th pick in the first round of the NFL Draft by the Arizona Cardinals

Tulsa Ranked In Associated Press Poll For Six Straight Weeks ...

- Tulsa was ranked in the Associated Press poll for the final six weeks of the regular season, the most weeks ranked and the most consecutively for Tulsa since 1945 when Tulsa was ranked for eight weeks, and five consecutively.
- Following the AAC Championship game, Tulsa was ranked 22nd in the AP poll and 23rd in the USA Today Amway Coaches poll.
- Tulsa was ranked as high as No. 18 in the Associated Press poll and 19th in the USA Today Amway Coaches poll the week of Dec. 6
- Tulsa moved into the AP's top-25 on Nov. 15 with at No. 25 following a 28-24 win over No. 19 SMU ... Tulsa jumped to No. 24 a week later after a win over Tulane.
- Tulsa debuted in the USA Today Amway Coaches poll at No. 25 on Nov. 22.
- The AP ranking this year is the first time Tulsa has been ranked in the AP poll since ending the 2010 season ranked 24th nationally ... before that, Tulsa was ranked in the AP poll for three weeks during 2008.
- The last time Tulsa was in the USA Today Coaches poll was at the conclusion of the 2012 season when the Hurricane was ranked No. 25.
- Tulsa received votes in both AP and Coaches polls since the Oct. 4 rankings.
- In the College Football Playoff (CFP) rankings, Tulsa began at No. 25, and has moved to its' highest ranking of 23rd on Dec. 13.

From Preseason No. 9 to the AAC Championship ...

- Tulsa was picked to finish in ninth place in the 2020 American Athletic Conference preseason coaches poll.
- In its first AAC game, Tulsa faced the preseason first-place team UCF on Oct. 3 and came away with an 18-point comeback win (34-26) over the #11-ranked Knights.
- Tulsa went on to defeat the preseason-picked No. 4 (SMU), No. 5 (Navy) and No. 6 (Tulane) teams.
- In the AAC Championship Game, Tulsa faced preseason No. 2 and the nation's 6th-ranked Cincinnati Bearcats, falling 27-24 on a field goal as time expired.

Collins Named Unanimous AAC Defensive Player of the Year ...

- Linebacker Zaven Collins was unanimously chosen as the American Athletic Conference Defensive Player of the Year, becoming the first player in league history to earn unanimous player-of-the-year honors.
- Collins became the first Tulsa player named as the league's Defensive Player of the Year.
- He became the eighth Tulsa defender in school history to earn a Conference Defensive Player of the Year award, including five past winners in the MVC and two in C-USA.

13 Tulsa Players Earn American Honors ...

- Tulsa had a total of 13 players earn American Athletic Conference all-conference honors ... three players were named first team, five to the second team and another five players earned honorable mention accolades.
- Tulsa's first-team all-AAC selections are Zaven Collins, defensive lineman Jaxon Player and offensive tackle Tyler Smith ... unanimous selection, Collins is a two-time all-league performer after earning second team honors a year ago, while Player and Smith are first-year selections.
- The five second-team selections include wide receiver Keylon Stokes and offensive tackle Chris Paul, safety Cristian Williams, linebacker Justin Wright and place-kicker Zack Long.
- Tulsa's honorable mention selections include three offensive linemen -- Dante Bivens, Dylan Couch and Gerard Wheeler -- giving league honors to all five Hurricane players on the offensive front ... on defense, senior cornerback Allie Green IV and sophomore safety Kendarin Ray also earned honorable mention merits.

Tyler Smith Named Freshman All-American by the Athletic; On FWAA Freshman All-America List ...

- Tulsa red-shirt freshman left tackle Tyler Smith was named to The Athletic's and Football Writers Association of America (FWAA) Freshman All-America first team.
- He started all nine games in 2020 and played every offensive snap in seven games, including against No. 11-ranked teams Oklahoma State, UCF, No. 6 Cincinnati and Mississippi State.
- Smith left the USF game late in the first half with an injury but returned the next week and played the entire game against East Carolina ... he missed one play in the SMU game.

Taking Down Two Top-20 Teams For First Time ...

- Tulsa's 34-26 win over #11 UCF was the first for the Hurricane against a ranked opponent since handing #24 Hawaii a 62-35 loss in the 2010 Hawaii Bowl.
- It was the first win over a top-15 opponent since Tulsa defeated No. 15 Texas A&M 35-34 in Sept. 1991.
- Before that, it was 1971 that Tulsa defeated a higher ranked team with a 21-20 win over #7 Arkansas.
- The win also snapped a 21-game home winning streak for UCF ... the last team to defeat UCF on its home field was the 2016 Tulsa team on Nov. 19, 2016, 35-20.
- When Tulsa defeated No. 19 SMU on Nov. 14, it marked the first time in school history that Tulsa defeated two ranked teams in the same season.

FWAA National Team of the Week ...

- For its 34-26 win at #11-ranked UCF, Tulsa was named the FWAA/Reveal Suits National Team of the Week.
- Trailing 16-0 and 23-5, Tulsa came back from that 18-point deficit and outscored the UCF Knights 29-3 over the final 30:53 of the game.
- Tulsa scored on a 48-yard pass play at the 0:53 of the 2nd quarter, going 88 yards in 4 plays and taking 0:41 off the clock.
- The Hurricane added a 34-yard TD toss in the first 0:11 of the 3rd quarter on a one-play 34-yard drive in just 0:06.
- Tulsa took its first lead, 31-26, at the 12:56 mark of the 4th period, capping a 5-play, 61-yard drive ... Zack Long's 34-yard FG with 1:30 remaining in the game gave Tulsa its 8-point lead.



Zaven Collins' 96-yard interception return gave Tulsa an overtime win over Tulane.

2020 Results

Record and Attendance

Record: 6-3 Overall • 6-0 The American • 3-0 Home • 3-2 Away • 0-1 Neutral

Date	Opponent	Attendance	Score	W/L
Sep 19	at #11 Oklahoma State	14,668	7-16	L
Oct 3	at #11 UCF*	8,874	34-26	W
Oct 23	at USF*	5,142	42-13	W
Oct 30	East Carolina*	3,900	34-30	W
Nov 14	#19 SMU*	3,900	28-24	W
Nov 19	Tulane*	3,900	30-24	W (OT)
Dec 5	at Navy*	5,142	19-6	W
Dec 19	at #6 Cincinnati#	5,831	24-27	L
Dec 31	vs Mississippi State!	9,000	26-28	L

* American Athletic Conference game

American Athletic Conference Championship game

! Lockheed Martin Armed Forces Bowl

Scoring By Quarters

	1st	2nd	3rd	4th	OT	Total	Avg
Tulsa	12	60	79	84	9	244	27.1
Opponents	63	37	51	40	3	194	21.5

Total Attendance

Home Attendance: 11,700 (3,900), 3 games

Road Attendance: 39,657 (7,931), 5 games

Neutral Site Attendance: 9,000 (9,000), 1 game

2020 Team Statistics

	Tulsa	Opponent
FIRST DOWNS	199	175
Rushing	84	77
Passing	103	75
Penalty	12	23
RUSHING ATT-YARDS	356-1452	358-1301
Average Per Rush	4.1	3.6
Average Per Game	161.3	144.6
TDs Rushing	13	9
PASSING COMP-ATT-INT	173-306-11	170-279-6
Passing Yards	2275	1701
Average Per Game	252.8	189.0
TDs Passing	15	10
TOTAL OFFENSE PLAYS-YARDS	662-3727	637-3002
Average Per Play	5.6	4.7
Average Per Game	414.1	333.6
KICKOFF RETURNS-YARDS	16-267	36-859
PUNT RETURNS-YARDS	15-47	13-203
INT RETURNS-YARDS	6-158	11-190
PUNTS-YARDS	42-1801	45-1800
Average Per Punt	42.9	40.0
Net punt average	36.6	38.1
FUMBLES-LOST	10-7	12-10
PENALTIES-YARDS	81-732	92-672
Average Per Game	81.3	74.7
SACKS BY-YARDS LOST	23-123	21-132
3RD-DOWN CONVERSIONS	57/140	44/135
3rd-Down Pct	41%	33%
4TH-DOWN CONVERSIONS	10/18	8/16
4th-Down Pct	56%	50%
AVERAGE POSSESSION TIME	28:43	31:17

2020 Individual Statistics

Rushing

	G-GS	Att	Gain	Loss	Net	Avg	Avg/G	TD	Long
TAYLOR II, Corey	8-3	105	570	26	544	5.2	68.0	4	31 - Tulane
PRINCE, Deneric	8-2	88	506	31	475	5.4	59.4	4	62 - USF
WILKERSON, T.K.	7-3	80	336	19	317	4.0	45.3	4	24 - UCF
STOKES, Keylon	9-9	13	65	0	65	5.0	7.2	0	13 - ECU
LOVICK, Christian	9-0	9	47	0	47	5.2	5.2	0	10 - Navy
WILSON, Lachlan	9-0	1	22	0	22	22.0	2.4	0	22 - Navy
WATKINS, Anthony	8-0	7	22	1	21	3.0	2.6	0	12 - USF
SANTANA, JuanCarlos	9-9	2	20	0	20	10.0	2.2	0	14 - USF
BOOMER, Seth	2-0	4	22	7	15	3.8	7.5	0	14 - Tulane
BRIN, Davis	2-0	4	19	8	11	2.8	5.5	1	18 - Tulane
JOHNSON, Josh	9-3	1	3	0	3	3.0	0.3	0	3 - Tulane
RODGERS, Malik	6-0	1	0	1	-1	-1.0	-0.2	0	0 - USF
SMITH, Zach	9-9	36	69	131	-62	-1.7	-6.9	0	16 - ECU
TEAM	6-0	5	0	25	-25	-5.0	-4.2	0	0
TULSA	9	356	1701	249	1452	4.1	161.3	13	62 - USF
Opponents	9	358	1548	247	1301	3.6	144.6	9	49 - UCF

Passing

	G-GS	Rating	Cmp	Att	Int	Pct	Yds	YPG	TD	Long
SMITH, Zach	9-9	126.8	147	263	10	55.9	1947	216.3	13	66 - Navy
BRIN, Davis	2-0	165.9	19	29	0	65.5	268	134.0	2	37 - Tulane
BOOMER, Seth	2-0	77.2	7	13	1	53.8	60	30.0	0	17 - Tulane
TEAM	6-0	0.0	0	1	0	0.0	0	0.0	0	0
TULSA	9	128.0	173	306	11	56.5	2275	252.8	15	66 - Navy
Opponents	9	119.7	170	279	6	60.9	1701	189.0	10	53 - UCF

Receiving

	G-GS	Rec	Yds	Avg	YPG	TD	Long
STOKES, Keylon	9-9	46	644	14.0	71.6	3	49 - UCF
JOHNSON, Josh	9-3	38	499	13.1	55.4	6	66 - Navy
SANTANA, JuanCarlos	9-9	34	544	16.0	60.4	4	57 - Mississippi State
CRAWFORD JR, Sam	9-9	28	374	13.4	41.6	1	54 - Cincinnati
STEWART, Josh	8-0	10	94	9.4	11.8	0	15 - USF
RODGERS, Malik	6-0	7	85	12.1	14.2	0	29 - Tulane
HALL, Ethan	8-4	3	5	1.7	0.6	0	3 - Cincinnati
PALMER, James	9-2	2	8	4.0	0.9	1	4 - UCF/SMU
WILKERSON, T.K.	7-3	2	4	2.0	0.6	0	4 - Oklahoma State
PRINCE, Deneric	8-2	1	11	11.0	1.4	0	11 - Oklahoma State
TAYLOR II, Corey	8-3	1	5	5.0	0.6	0	5 - Mississippi State
MONTGOMERY, Cannon	9-1	1	2	2.0	0.2	0	2 - USF
TULSA	9	173	2275	13.2	252.8	15	66 - Navy
Opponents	9	170	1701	10.0	189.0	10	53 - UCF

Total Offense

	G-GS	Plays	Rush	Pass	Yards	Avg/G
SMITH, Zach	9-9	299	-62	1947	1885	209.4
TAYLOR II, Corey	8-3	105	544	0	544	68.0
PRINCE, Deneric	8-2	88	475	0	475	59.4
WILKERSON, T.K.	7-3	80	317	0	317	45.3
BRIN, Davis	2-0	33	11	268	279	139.5
BOOMER, Seth	2-0	17	15	60	75	37.5
STOKES, Keylon	9-9	13	65	0	65	7.2
LOVICK, Christian	9-0	9	47	0	47	5.2
WILSON, Lachlan	9-0	1	22	0	22	2.4
WATKINS, Anthony	8-0	7	21	0	21	2.6
SANTANA, JuanCarlos	9-9	2	20	0	20	2.2
JOHNSON, Josh	9-3	1	3	0	3	0.3
RODGERS, Malik	6-0	1	-1	0	-1	-0.2
TEAM	6-0	6	-25	0	-25	-4.2
TULSA	9	662	1452	2275	3727	414.1
Opponents	9	637	1301	1701	3002	333.6

All-Purpose Yards

	G-GS	Rush	Rec	PR	KOR	INT	Yds	YPG
STOKES, Keylon	9-9	65	644	47	43	0	799	88.8
SANTANA, JuanCarlos	9-9	20	544	0	0	0	564	62.7
PRINCE, Deneric	8-2	475	11	0	68	0	554	69.2
TAYLOR II, Corey	8-3	544	5	0	0	0	549	68.6
JOHNSON, Josh	9-3	3	499	0	0	0	502	55.8
CRAWFORD JR, Sam	9-9	0	374	0	0	0	374	41.6
WILKERSON, T.K.	7-3	317	4	0	16	0	337	48.1
COLLINS, Zaven	8-8	0	0	0	0	152	152	19.0
LOVICK, Christian	9-0	47	0	0	95	0	142	15.8
STEWART, Josh	8-0	0	94	0	6	0	100	12.5
RODGERS, Malik	6-0	-1	85	0	0	0	84	14.0
WATKINS, Anthony	8-0	21	0	0	30	0	51	6.4
WILSON, Lachlan	9-0	22	0	0	0	0	22	2.4
BOOMER, Seth	2-0	15	0	0	0	0	15	7.5
BRIN, Davis	2-0	11	0	0	0	0	11	5.5
KULKIN, Mitchell	9-0	0	0	0	9	0	9	1.0
PALMER, James	9-2	0	8	0	0	0	8	0.9
HALL, Ethan	8-4	0	5	0	0	0	5	0.6
WRIGHT, Justin	9-9	0	0	0	0	3	3	0.3
GREEN IV, Allie	9-8	0	0	0	0	3	3	0.3
MONTGOMERY, Cannon	9-1	0	2	0	0	0	2	0.2
SMITH, Zach	9-9	-62	0	0	0	0	-62	-6.9
TEAM	6-0	-25	0	0	0	0	-25	-4.2
TULSA	9	1452	2275	47	267	158	4199	466.6
Opponents	9	1301	1701	203	859	190	4254	472.7

Field Goals

	Total	Pct	1-19 M-Att	20-29 M-Att	30-39 M-Att	40-49 M-Att	50+ M-Att	Long
TIPTON, Tyler	0-1	0.0	0-0	0-1	0-0	0-0	0-0	0 - Oklahoma State
LONG, Zack	12-15	80.0	0-0	5-5	5-7	2-3	0-0	48 - Navy

FG Sequence

	Tulsa	Opponents
Oklahoma State	26	(27), (40), (29)
UCF	(20), (34)	21, (26)
South Florida	-	(39), (25), 42
ECU	(35), (21)	(46), (22), 21, (38)
SMU	34	(45), 50
Tulane	46, (27)	28, 54, (39)
Navy	(48), (25), (37), (36)	(34), (32)
Cincinnati	(43), 36	(25), 37, (34)
Mississippi State	(27), (33)	-

Numbers in (parentheses) indicate field goal was made.

Scoring

	TD	FG	PATs					Saf	Pts
			Kick	Rush	Rcv	Pass	DXP		
LONG, Zack	0	12-15	25-26	0-0	0	0-0	0	0	61
JOHNSON, Josh	6	0-0	0-0	0-0	0	0-0	0	0	36
TAYLOR II, Corey	4	0-0	0-0	0-0	0	0-0	0	0	24
WILKERSON, T.K.	4	0-0	0-0	0-0	0	0-0	0	0	24
PRINCE, Deneric	4	0-0	0-0	0-0	0	0-0	0	0	24
SANTANA, JuanCarlos	4	0-0	0-0	0-0	0	0-0	0	0	24
STOKES, Keylon	3	0-0	0-0	0-0	0	0-0	0	0	18
COLLINS, Zaven	2	0-0	0-0	0-0	0	0-0	0	1	14
PALMER, James	1	0-0	0-0	0-0	0	0-0	0	0	6
BRIN, Davis	1	0-0	0-0	0-0	0	0-0	0	0	6
CRAWFORD JR, Sam	1	0-0	0-0	0-0	0	0-0	0	0	6
TIPTON, Tyler	0	0-1	1-1	0-0	0	0-0	0	0	1
SMITH, Zach	0	0-0	0-0	0-0	0	0-2	0	0	0
TULSA	30	12-16	26-27	0-0	0	0-2	0	1	244
Opponents	21	15-22	21-21	0-0	0	0-0	0	1	194

Punt Returns

	No	Yds	Avg	TD	Long
STOKES, Keylon	14	47	3.4	0	17 - UCF
REH, Trevor	1	0	0.0	0	0 - Mississippi State
TULSA	15	47	3.1	0	17 - UCF
Opponents	13	203	15.6	0	60 - USF

Kickoff Returns

	No	Yds	Avg	TD	Long
LOVICK, Christian	5	95	19.0	0	24 - UCF
PRINCE, Deneric	4	68	17.0	0	20 - Oklahoma State
WATKINS, Anthony	2	30	15.0	0	18 - ECU
STOKES, Keylon	2	43	21.5	0	24 - Mississippi State
STEWART, Josh	1	6	6.0	0	6 - Mississippi State
WILKERSON, T.K.	1	16	16.0	0	16 - Navy
KULKIN, Mitchell	1	9	9.0	0	9 - Mississippi State
TULSA	16	267	16.7	0	24 - UCF/MSU
Opponents	36	859	23.9	0	71 - Tulane

Punting

	No	Yds	Avg	TB	FC	I20	50+	Long
WILSON, Lachlan	42	1801	42.9	3	15	14	9	75 - SMU
TULSA	42	1801	42.9	3	15	14	9	75 - SMU
Opponents	45	1800	40.0	2	11	13	8	62 - Tulane

Interceptions

	No	Yds	Avg	TD	Long
COLLINS, Zaven	4	152	38.0	2	96 - Tulane
WRIGHT, Justin	1	3	3.0	0	3 - ECU
GREEN IV, Allie	1	3	3.0	0	3 - Oklahoma State
TULSA	6	158	26.3	2	96 - Tulane
Opponents	11	190	17.3	2	90 - Mississippi State

Fumble Returns

	No	Yds	Avg	TD	Long
WRIGHT, Justin	1	6	6.0	0	6 - Cincinnati
SAWYER, Grant	1	0	0.0	0	0 - USF
MULLINS, Lamar	1	0	0.0	0	0 - USF
TULSA	3	6	2.0	0	6 - Cincinnati
Opponents	0	0	0.0	0	0



After leading Tulsa in scoring, Zack Long earned second-team all-conference honors in 2020.

Defensive Statistics

	G-GS	UT	AT	Tot	TFL-Yds	SK-Yds	INT-Yds	PBU	PD	QBH	FR-Yds	FF	Kick	Saf
RAY, Kendarin	9-9	44	19	63	1.0 - 2	.	.	7	7
WRIGHT, Justin	9-9	37	25	62	9.0 - 23	1.5 - 9	1 - 3	.	1	2	1 - 6	.	.	.
COLLINS, Zaven	8-8	35	18	53	11.5 - 49	4.0 - 25	4 - 152	2	6	2	1 - 0	1	.	1
WILLIAMS, Cristian	8-8	30	18	48	1.5 - 3	.	.	4	4	.	1 - 0	1	.	.
REEVES, Treyvon	9-8	27	16	43	5.5 - 25	2.5 - 17	.	2	2	2	.	1	.	.
PLAYER, Jaxon	9-9	23	14	37	9.5 - 26	3.0 - 6	.	.	.	5	1 - 0	.	2	.
GOODLOW, Anthony	9-5	18	14	32	5.5 - 22	4.0 - 20	.	1	1	.	.	1	.	.
EVANS, Akayleb	9-9	24	5	29	1.5 - 6	1.0 - 4	.	3	3	.	.	1	.	.
GREEN IV, Allie	9-8	24	4	28	2.0 - 5	.	1 - 3	1	2	.	1 - 0	.	.	.
MARTIN, TieNeal	7-6	19	8	27	1.5 - 2	.	.	6	6
SAWYER, Grant	9-2	14	9	23	7.0 - 32	2.0 - 19	.	1	1	1	1 - 0	.	.	.
POWERS, Bryson	9-1	11	6	17	0.5 - 1	.	.	1	1	.	2 - 0	2	.	.
STEVENSON, Tyarise	9-9	11	6	17	2.5 - 12	1.0 - 8
DAVIS, Tyon	9-1	14	2	16	0.5 - 1	.	.	2	2	.	.	1	.	.
MULLINS, Lamar	9-2	7	8	15	0.5 - 1	1	1 - 0	.	.	.
NIXON, Ryan	9-0	8	6	14	1.0 - 1	.	.	2	2
REVELS III, Robert	9-1	11	2	13	2.0 - 7	1.0 - 3
WICK, Cullen	6-4	8	4	12	3.5 - 11	2.5 - 9	.	.	.	2	.	1	.	.
OLIVER, Jaise	9-0	8	3	11
HOPKINS, Dorian	9-0	6	3	9	1.0 - 3
KULKIN, Mitchell	9-0	8	1	9
JACKSON, Daiquain	9-0	4	3	7	1	.	.
JOHNSON, Brian	6-0	2	3	5
ROGERS, Everitt	7-0	2	3	5
HENDRIX, Jett	9-0	5	.	5
ANDERSON, Abe	9-0	3	1	4
ANDERSON, Joseph	5-0	.	3	3	0.5 - 1
ELLIS, Reggie	5-0	3	.	3
GRANT, Haydon	7-0	2	1	3	1.5 - 7	0.5 - 3
WILSON, Lachlan	9-0	3	.	3
LOVICK, Christian	9-0	1	1	2
HALL, Ethan	8-4	1	.	1
THOMPSON, RaQuan	5-0	.	1	1
RANGEL, Hunter	1-0	1	.	1
SANTANA, JuanCarlos	9-9	1	.	1
WILLIAMS, D.	4-0	1	.	1
TAYLOR II, Corey	8-3	1	.	1
WATKINS, Anthony	8-0	1	.	1
LONG, Zack	9-0	.	1	1
JOHNSON, Josh	9-3	1	.	1
LAMP, Deven	2-0	1	.	1
STEWART, Josh	8-0	1 - 0	.	.	.
TULSA	9-0	420	208	628	69 - 240	23 - 123	6 - 158	32	38	15	10 - 6	10	2	1
Opponents	9-0	387	223	610	58 - 207	21 - 132	11 - 190	37	48	27	7 - 0	7	.	1

2020 Tulsa Individual Superlatives

Longest Run from Scrimmage
62 yards by Deneric Prince vs. USF

Longest Run from Scrimmage for TD
62 yards by Deneric Prince vs. USF

Longest Pass Play
66 yards by Zach Smith to Josh Johnson, Navy

Longest Pass Play for TD
66 yards by Zach Smith to Josh Johnson, Navy

Longest Kickoff Return
24 yards by Christian Lovick vs. UCF;
Keylon Stokes vs. Mississippi State

Longest Punt Return
17 yards by Keylon Stokes vs. UCF

Longest Interception Return
96 yards by Zaven Collins vs. Tulane

Longest Punt
75 yards by Lachlan Wilson vs. SMU

Longest Field Goal
48 yards by Zach Long vs. Navy

Most Rushing Attempts
22 by TK Wilkerson vs. UCF;
Corey Taylor II vs. Cincinnati

Most Rushing Yards
132 yards by Deneric Prince vs. Tulane

Most TD's Rushing
2 by Deneric Prince & Corey Taylor II vs. USF;
TK Wilkerson vs. ECU

Most Passing Attempts
46 by Zach Smith vs. Mississippi State

Most Passes Completed
26 by Zach Smith vs. SMU;
Zach Smith vs. Mississippi State

Most Passing Yards
347 yards by Zach Smith vs. Mississippi State

Most TD Passes Thrown
3 by Zach Smith vs. UCF, SMU

Most Yards Total Offense
348 yards by Zach Smith vs. Mississippi State

Most Offensive Plays
56 by Zach Smith vs. Mississippi State

Most Passes Caught
9 by Keylon Stokes vs. Mississippi State

Most Yards Receiving
138 yards by JC Santana vs. Tulane

Most TD's Receiving
2 by Josh Johnson vs. SMU

Most Points Scored (non-kicking)
12 by Deneric Prince & Corey Taylor II vs. USF;
TK Wilkerson vs. ECU; Josh Johnson vs. SMU

Most Points Scored Kicking
13 by Zack Long vs. Navy

Most Kickoff Returns
2 by Deneric Prince vs. Oklahoma State;
Christian Lovick vs. ECU

Most Kickoff Return Yards
40 by Deneric Prince vs. Oklahoma State

Most Punt Returns
2 by Keylon Stokes vs. OSU, UCF, USF, TLN, MSU

Most Punt Return Yards
16 yards by Keylon Stokes vs. UCF

Most Interceptions
1 by Allie Green IV vs. OSU; Zaven Collins vs.
UCF, USF, SMU, Tulane; Justin Wright vs. ECU

Most Interception Return Yards
96 yards by Zaven Collins vs. Tulane (TD)

Most Tackles
15 by Zaven Collins vs. Tulane

Most Tackles For Loss
4.5/-12 by Jaxon Player vs. Navy;
4/-24 yards by Zaven Collins vs. Oklahoma State

Most Sacks
3/-16 yards by Zaven Collins vs. Oklahoma State

Most FGs Scored
4 by Zack Long vs. Navy

Most Punts
7 by Lachlan Wilson vs. Oklahoma State, UCF

Most Punt Yards
316 yards by Lachlan Wilson vs. UCF

Best Punting Average (min. 2 punts)
54.5 yards by Lachlan Wilson vs. SMU (4 punts)

2020 Tulsa/Opponents Season Highs & Lows

Tulsa	Category	Opponents
42 at USF 7 at OSU	Points Scored Low	30, East Carolina 6, Navy
27 vs. SMU, Mississippi State 15 at OSU, Navy	First Downs Low	27, East Carolina 13, Navy
45 vs. SMU 31 at OSU	Rushing Plays Low	53, Navy 28, East Carolina
227 at USF 112 at OSU	Rushing Yards Low	226, Tulane 122, USF
48 vs. Tulane 25 at USF	Passes Attempted Low	51, UCF 11, Navy
27 vs. Tulane 10, Navy	Passes Completed Low	38, East Carolina 4, Navy
347 vs. Mississippi State 166 at OSU, Cincinnati	Passing Yardage Low	330, UCF, East Carolina 27, Navy
89 vs. Tulane 59 at OSU	Total Plays Low	85, UCF 60, Mississippi State
522 vs. Tulane 278 at OSU	Total Offense Low	456, East Carolina 153, Navy
6 at USF 1 at OSU, Navy	Total Touchdowns Low	4, Mississippi State 0, Navy
2 at UCF, Tulane 0 at OSU, USF, Cincinnati, Miss. State	Most Fumbles Lost Low	2, UCF, USF, ECU, Cincinnati 0, SMU, Tulane, Miss. State
14/-56 at OSU 4/-17 vs. Tulane	Most Tackles for Loss Low	9/-27, Mississippi State 3/-5 Navy
6/-24 at OSU 0/0 vs. East Carolina	Most QB Sacks Low	5/-21, Mississippi State 0/0, USF, Navy

2020 Tulsa Opponent Superlatives

Longest Run from Scrimmage

49 yards by Otis Anderson, UCF

Longest Run from Scrimmage for TD

49 yards by Otis Anderson, UCF

Longest Pass Play

53 yards by Dillon Gabriel to Jaylon Robinson, UCF

Longest Pass Play for TD

36 yards by Desmont Ridder to Alec Pierce, Cincinnati

Longest Kickoff Return

71 yards by Amare Jones, Tulane

Longest Punt Return

60 yards by KJ Sails, USF

Longest Interception Return

90 yards by Emmanuel Forbes, Mississippi State

Longest Punt

62 yards by Ryan Wright, Tulane

Longest Field Goal

46 yards by Jake Verity, ECU

Most Rushing Attempts

27 by Chuba Hubbard, Oklahoma State; Xavier Arline, Navy

Most Rushing Yards

118 yards by Rahjai Harris, ECU

Most TD's Rushing

1 by several players

Most Passing Attempts

51 by Dillon Gabriel, UCF

Most Passes Completed

38 by Holton Ahlers, ECU

Most Passing Yards

330 yards by Dillon Gabriel, UCF; Holton Ahlers, ECU

Most TD Passes Thrown

3 by Holton Ahlers, ECU

Most Passes Caught

16 by Tyler Snead, ECU

Most Yards Receiving

146 yards by Alec Pierce, Cincinnati

Most Yards Total Offense

358 yards by Dillon Gabriel, UCF

Most Offensive Plays

55 plays by Dillon Gabriel, UCF

Most Points Scored (non-kicking)

6 by several players

Most Points Scored Kicking

12 by Jake Verity, ECU

Most Kickoff Returns

4 by Johnny Richardson, UCF; Jsi Hatfield, ECU; Chance Warren, Navy; Tre Tucker, Cincinnati; L. Griffin, Mississippi State

Most Kickoff Return Yards

138 yards by L. Griffin, Mississippi State

Most Punt Returns

2 by Dillon Stoner, OSU; KJ Sails, USF; Jha'Quan Jackson, Tulane; R. Montgomery, Cincinnati

Most Punt Return Yards

64 yards by KJ Sails, USF

Most Interceptions

1 by 11 different players

Most Interception Return Yards

90 yards by Emmanuel Forbes, Mississippi State

Most Tackles

13 by Eric Mitchell, UCF

Most Tackles For Loss

3/-13 by Kenny Turnier, UCF

Most Field Goals Scored

3 by Alex Hale, OSU; Jake Verity, ECU

Most Punts

8 by Ben Fee, Navy

Most Punting Yards

327 yards by Andrew Osteen, UCF

Best Punting Average (more than 2 punts)

46.7 yards by Andrew Osteen, UCF (7 punts)

2020 Tulsa Starting Lineups

Offense

Opponent	QB	RB	WR	WR	IR	WR/TE	RT	RG	C	LG	LT
@ OSU	Z. Smith	Prince	Crawford	Santana	Stokes	Johnson*	Paul	Couch	Wheeler	Bivens	T. Smith
@ UCF	Z. Smith	Wilkerson	Crawford	Santana	Stokes	Palmer	Paul	Couch	Wheeler	Bivens	T. Smith
@ USF	Z. Smith	Taylor II	Crawford	Santana	Stokes	Hall	Paul	Couch	Wheeler	Bivens	T. Smith
ECU	Z. Smith	Prince	Crawford	Santana	Stokes	Hall	Paul	Couch	Wheeler	Bivens	T. Smith
SMU	Z. Smith	Wilkerson	Crawford	Santana	Stokes	Hall	Paul	Couch	Wheeler	Bivens	T. Smith
TLN	Z. Smith	Wilkerson	Crawford	Santana	Stokes	Johnson*	Paul	Couch	Wheeler	Bivens	T. Smith
@ Navy	Z. Smith	Taylor II	Crawford	Santana	Stokes	Palmer	Paul	Couch	Wheeler	Bivens	T. Smith
@ CINCI	Z. Smith	Johnson*	Crawford	Santana	Stokes	Montgomery*	Muskkrat	Couch	Wheeler	Bivens	T. Smith
MSU	Z. Smith	Taylor II	Crawford	Santana	Stokes	Hall	Paul	Couch	Wheeler	Bivens	T. Smith

* indicates WR

Defense

Opponent	DE	NG	DT	STAR	MIKE	WILL	NKL	FS	SS	CB	CB
@ OSU	Wick	Stevenson	Player	Reeves	Wright	Collins	Williams	Martin	Ray	Davis	Evans
@ UCF	Wick	Stevenson	Player	Reeves	Wright	Collins	Williams	Martin	Ray	Green	Evans
@ USF	Goodlow	Stevenson	Player	Reeves	Wright	Collins	Powers	Mullins	Ray	Green	Evans
ECU	Goodlow	Stevenson	Player	Reeves	Wright	Collins	Williams	Mullins	Ray	Green	Evans
SMU	Goodlow	Stevenson	Player	Sawyer	Wright	Collins	Williams	Martin	Ray	Green	Evans
TLN	Goodlow	Stevenson	Player	Reeves	Wright	Collins	Williams	Martin	Ray	Green	Evans
@ Navy	Wick	Stevenson	Player	Reeves	Wright	Collins	Williams	Sawyer (LB)	Ray	Green	Evans
@ CINCI	Wick	Stevenson	Player	Reeves	Wright	Collins	Williams	Martin	Ray	Green	Evans
MSU	Goodlow	Stevenson	Player	Reeves	Wright	Revels III	Williams	Martin	Ray	Green	Evans

2020 Team Game-By-Game Summaries

	TU	OSU
First Downs	15	18
Total Net Yards	278	277
Offensive Plays	59	70
Yards Per Play	4.7	4.0
Rushes/Net Yards	31-112	50-139
Net Passing Yards	166	138
Passes Comp/Att/Int	18-28-1	14-20-1
Touchdown Passes	1	0
Punts/Average	7-37.7	5-41.8
Penalties/Yards	15-120	8-68
Fumbles/Lost	1-0	1-1
Sacks by/Yds	6-24	1-9
3rd Down Conv/Att.	0-11	6-15
4th Down Conv/Att.	1-4	0-1
Possession Time	29:27	30:33

	TU	UCF
First Downs	23	21
Total Net Yards	438	455
Offensive Plays	73	85
Yards Per Play	6.0	5.4
Rushes/Net Yards	44-165	34-125
Net Passing Yards	273	330
Passes Comp/Att/Int	17-29-1	28-51-1
Touchdown Passes	3	1
Punts/Average	7-45.1	7-46.7
Penalties/Yards	8-95	18-124
Fumbles/Lost	2-2	2-2
Sacks by/Yds	1-3	2-18
3rd Down Conv/Att.	6-15	7-18
4th Down Conv/Att.	0-0	1-1
Possession Time	30:34	29:26

	TU	USF
First Downs	21	17
Total Net Yards	462	305
Offensive Plays	62	70
Yards Per Play	7.5	4.4
Rushes/Net Yards	37-227	34-122
Net Passing Yards	235	183
Passes Comp/Att/Int	17-25-1	22-36-1
Touchdown Passes	1	1
Punts/Average	5-39.4	4-46.0
Penalties/Yards	5-40	6-30
Fumbles/Lost	0-0	2-2
Sacks by/Yds	1-2	0-0
3rd Down Conv/Att.	7-12	2-15
4th Down Conv/Att.	0-0	3-4
Possession Time	28:33	31:27

	TU	ECU
First Downs	25	27
Total Net Yards	428	456
Offensive Plays	74	78
Yards Per Play	5.8	5.8
Rushes/Net Yards	37-175	28-126
Net Passing Yards	253	330
Passes Comp/Att/Int	19-37-2	38-50-1
Touchdown Passes	2	3
Punts/Average	3-39.0	2-39.5
Penalties/Yards	10-109	13-105
Fumbles/Lost	1-1	2-2
Sacks by/Yds	0-0	3-16
3rd Down Conv/Att.	3-14	6-15
4th Down Conv/Att.	3-4	1-1
Possession Time	24:51	35:09

	TU	SMU
First Downs	27	25
Total Net Yards	455	351
Offensive Plays	83	76
Yards Per Play	5.5	4.6
Rushes/Net Yards	45-130	40-151
Net Passing Yards	325	200
Passes Comp/Att/Int	26-38-1	18-36-1
Touchdown Passes	3	1
Punts/Average	4-54.5	5-40.4
Penalties/Yards	13-117	11-70
Fumbles/Lost	1-1	0-0
Sacks by/Yds	2-18	3-20
3rd Down Conv/Att.	10-17	4-16
4th Down Conv/Att.	0-1	1-3
Possession Time	29:18	30:42

	TU	TLN
First Downs	26	18
Total Net Yards	522	302
Offensive Plays	89	68
Yards Per Play	5.9	4.4
Rushes/Net Yards	41-179	51-226
Net Passing Yards	343	76
Passes Comp/Att/Int	27-48-1	8-17-1
Touchdown Passes	2	2
Punts/Average	4-43.2	6-41.0
Penalties/Yards	10-85	7-63
Fumbles/Lost	2-2	0-0
Sacks by/Yds	2-7	4-27
3rd Down Conv/Att.	10-21	5-15
4th Down Conv/Att.	3-4	0-0
Possession Time	30:40	29:20

	TU	NAVY
First Downs	15	13
Total Net Yards	296	153
Offensive Plays	68	64
Yards Per Play	4.4	2.4
Rushes/Net Yards	43-128	53-126
Net Passing Yards	168	27
Passes Comp/Att/Int	10-25-0	4-11-0
Touchdown Passes	1	0
Punts/Average	4-41.8	8-32.4
Penalties/Yards	6-60	6-46
Fumbles/Lost	2-1	1-1
Sacks by/Yds	5-32	0-0
3rd Down Conv/Att.	6-17	6-17
4th Down Conv/Att.	1-2	1-2
Possession Time	27:40	32:20

AAC Championship	TU	CINCI
First Downs	22	17
Total Net Yards	332	420
Offensive Plays	67	67
Yards Per Play	5.0	6.3
Rushes/Net Yards	37-166	38-151
Net Passing Yards	166	269
Passes Comp/Att/Int	13-30-2	19-29-0
Touchdown Passes	1	1
Punts/Average	5-46.0	3-44.7
Penalties/Yards	7-50	12-66
Fumbles/Lost	1-0	4-2
Sacks by/Yds	2-15	3-21
3rd Down Conv/Att.	5-14	5-14
4th Down Conv/Att.	1-1	0-1
Possession Time	26:03	33:57

Armed Forces Bowl	TU	MSU
First Downs	27	16
Total Net Yards	484	271
Offensive Plays	86	60
Yards Per Play	5.6	4.5
Rushes/Net Yards	40-137	30-123
Net Passing Yards	347	148
Passes Comp/Att/Int	26-46-2	19-30-0
Touchdown Passes	1	1
Punts/Average	3-39.7	5-30.6
Penalties/Yards	7-66	11-102
Fumbles/Lost	0-0	0-0
Sacks by/Yds	4-22	5-21
3rd Down Conv/Att.	10-18	4-12
4th Down Conv/Att.	1-2	1-3
Possession Time	31:19	28:41

2020 Game-By-Game Offensive Statistics

Rushing	Prince	Taylor	Wilkerson	Lovick	Z. Smith	Stokes	Watkins	Santana	Rodgers	Boomer	Brin
Opponent	A-Yds-Td	A-Yds-Td	A-Yds-Td	A-Yds-Td	A-Yds-Td	A-Yds-Td	A-Yds-TD	A-Yds-TD	A-Yds-TD	A-Yds-TD	A-Yds-TD
@ OSU	13-82-0	2-1-0	9-22-0	0-0-0	5-1-0	2-6-0	0-0-0	0-0-0	0-0-0	dnp	dnp
@ UCF	8-41-0	11-60-0	22-86-1	0-0-0	3/-22-0	0-0-0	0-0-0	0-0-0	0-0-0	dnp	dnp
@ USF	15-109-2	12-67-2	dnp	3-16-0	0-0-0	1-4-0	4-18-0	1-14-0	1/-1-0	0-0-0	0-0-0
ECU	10-47-0	dnp	18-89-2	0-0-0	6-8-0	3-31-0	0-0-0	0-0-0	0-0-0	dnp	dnp
SMU	16-57-0	0-0-0	21-94-1	0-0-0	6/-19-0	1-4-0	0-0-0	0-0-0	0-0-0	dnp	dnp
TLN	8-20-0	19-132-0	3-9-0	0-0-0	2/-11-0	0-0-0	0-0-0	0-0-0	0-0-0	4-15-0	4-11-1
@ Navy	dnp	19-69-0	7-17-0	6-31-0	1-1-0	2-4-0	3-3-0	0-0-0	dnp	inj	dnp
@ CINCI	9-73-1	22-102-1	inj	0-0-0	3/-21-0	3-12-0	0-0-0	0-0-0	dnp	inj	dnp
MSU	8-41-1	20-85-1	inj	0-0-0	10-1-0	1-4-0	dnp	1-6-0	0-0-0	inj	dnp

Passing	Z. Smith	Boomer	Brin
Opponent	C-A-I-Yds-Td	C-A-I-Yds-Td	C-A-I-Yds-Td
@ OSU	18-28-1-166-1	dnp	dnp
@ UCF	17-29-1-273-3	dnp	dnp
@ USF	16-24-1-233-1	0-0-0-0-0	1-1-0-2-0
ECU	19-37-2-253-2	dnp	dnp
SMU	26-38-1-325-3	dnp	dnp
TLN	2-6-0-17-0	7-13-1-60-0	18-28-0-266-2
@ Navy	10-25-0-168-1	inj	dnp
@ CINCI	13-30-2-166-1	inj	dnp
MSU	26-46-2-347-1	inj	dnp

Receiving	Crawford	J. Johnson	Santana	Stokes	Montgomery	Prince
Opponent	R-Yds-Td	R-Yds-Td	R-Yds-Td	R-Yds-Td	R-Yds-Td	R-Yds-Td
@ OSU	4-24-0	5-63-1	3-5-0	4-55-0	0-0-0	1-10-0
@ UCF	4-74-1	2-69-1	1-19-0	6-95-1	0-0-0	0-0-0
@ USF	4-82-0	4-23-0	2-42-1	4-66-0	1-2-0	0-0-0
ECU	0-0-0	6-57-0	4-88-1	6-90-1	0-0-0	0-0-0
SMU	4-41-0	8-101-2	5-57-0	8-122-0	0-0-0	0-0-0
TLN	4-29-0	7-95-1	8-138-1	3-18-0	0-0-0	0-0-0
@ Navy	1-5-0	3-76-1	2-25-0	4-62-0	0-0-0	dnp
@ CINCI	3-79-0	2-11-0	5-54-1	2-19-0	0-0-0	0-0-0
MSU	4-41-0	1-4-0	4-112-0	9-117-1	0-0-0	0-0-0

	Wilkerson	Stewart	Rodgers	Palmer	Hall	Taylor II
Opponent	R-Yds-Td	R-Yds-Td	R-Yds-Td	R-Yds-Td	R-Yds-Td	R-Yds-Td
@ OSU	1-4-0	0-0-0	0-0-0	0-0-0	0-0-0	0-0-0
@ UCF	1-0-0	1-12-0	dnp	1-4-0	1-0-0	0-0-0
@ USF	dnp	2-20-0	0-0-0	0-0-0	0-0-0	0-0-0
ECU	0-0-0	2-16-0	0-0-0	0-0-0	1-2-0	dnp
SMU	0-0-0	0-0-0	0-0-0	1-4-1	0-0-0	0-0-0
TLN	0-0-0	3-29-0	2-34-0	0-0-0	dnp	0-0-0
@ Navy	0-0-0	0-0-0	dnp	0-0-0	0-0-0	0-0-0
@ CINCI	inj	0-0-0	dnp	0-0-0	1-3-0	0-0-0
MSU	inj	2-17-0	5-51-0	0-0-0	0-0-0	1-5-0

2020 Game-By-Game Tackle Chart

Defense	OSU S-AT	UCF S-AT	USF S-AT	ECU S-AT	SMU S-AT	TLN S-AT	Navy S-AT	CINCI S-AT	MSU S-AT
Secondary									
Davis	1-0	1-0	4-0	2-1	0-0	0-0	1-0	2-1	3-0
Ellis	dnp	dnp	dnp	0-0	dnp	0-0	2-0	1-0	0-0
Evans	2-1	6-0	2-0	0-3	1-0	1-0	1-0	8-1	3-0
Green IV	4-1	2-1	1-0	5-1	2-0	3-0	0-1	7-0	0-0
Hendrix	0-0	0-0	3-0	0-0	0-0	2-0	0-0	0-0	0-0
D. Jackson	1-0	1-1	1-2	1-0	0-0	0-0	0-0	0-0	0-0
Martin	4-1	3-4	dnp	dnp	5-0	2-0	0-0	1-1	4-2
Mullins	0-1	0-0	3-3	3-4	0-0	0-0	0-0	0-0	1-0
Nixon	0-0	1-1	2-0	1-1	3-1	0-2	1-1	0-0	0-0
Oliver	0-0	0-0	2-0	3-3	0-0	0-0	1-0	2-0	0-0
Powers	0-0	2-1	5-0	1-1	1-1	0-0	0-0	1-2	0-1
Rangel	dnp	dnp	dnp	1-0	0-0	dnp	dnp	dnp	dnp
Ray	11-0	5-2	4-0	7-2	2-3	7-3	2-4	1-4	5-1
Wallace	dnp	dnp	dnp	dnp	0-0	0-0	0-0	0-0	0-0
K. Washington	dnp	dnp	0-0	dnp	dnp	dnp	dnp	dnp	dnp
D. Williams	dnp	dnp	dnp	dnp	0-0	0-0	1-0	0-0	dnp
C. Williams	4-0	5-2	dnp	3-2	3-2	2-4	2-2	7-3	4-3

Linebackers

Collins	6-0	7-3	5-1	3-3	4-2	8-7	2-1	1-1	dnp
Glaspie	0-0	0-0	0-0	dnp	0-0	dnp	dnp	dnp	dnp
Hopkins	2-1	0-2	3-0	0-0	0-0	1-0	0-0	0-0	0-0
B. Johnson	0-0	0-0	1-1	1-2	0-0	0-0	dnp	dnp	dnp
Kulkin	0-0	1-0	1-1	0-0	0-0	0-0	6-0	0-0	0-0
Reeves	1-1	6-3	1-0	1-3	4-2	1-2	3-2	7-2	3-1
Reh	dnp	dnp	dnp	0-0	0-0	0-0	0-0	0-0	0-0
Revels III	5-0	0-0	2-0	0-2	1-0	1-0	1-0	0-0	1-0
Sawyer	4-3	0-0	2-1	1-2	1-0	0-0	4-3	0-0	2-0
Wright	4-0	5-3	4-1	2-5	6-3	3-6	5-4	2-2	6-2

Line

Alonso	dnp	dnp	0-0	dnp	dnp	dnp	dnp	dnp	0-0
A. Anderson	0-0	0-0	0-0	0-0	2-1	0-0	0-0	0-0	1-0
J. Anderson	0-0	0-0	0-1	0-1	dnp	dnp	dnp	dnp	0-1
Goodlow	3-1	1-0	1-1	1-3	3-2	4-5	2-0	2-2	1-0
Grant	dnp	0-0	1-0	0-0	0-0	dnp	0-0	0-0	1-1
Laake	dnp	dnp	0-0	dnp	dnp	dnp	dnp	dnp	dnp
Lamp	inj	inj	inj	inj	1-0	0-0	dnp	dnp	dnp
Player	2-1	4-0	2-1	0-2	0-1	1-2	10-2	2-2	2-3
Rogers	0-0	0-1	dnp	dnp	1-0	0-0	0-0	0-0	1-1
Stevenson	1-0	0-0	0-1	4-2	1-1	2-1	2-1	0-0	1-0
Thompson	0-0	0-0	0-0	0-1	dnp	0-0	dnp	dnp	dnp
Ume-Ezeoke	dnp	dnp	dnp	dnp	dnp	dnp	dnp	dnp	dnp
Wick	1-1	0-0	dnp	dnp	2-0	2-0	2-1	1-1	dnp

Others

Hall	0-0	0-0	0-0	1-0	0-0	dnp	0-0	0-0	0-0
J. Johnson	0-0	0-0	0-0	1-0	0-0	0-0	0-0	0-0	0-0
Long	0-0	0-0	0-0	0-0	0-0	0-0	0-0	0-0	0-1
Lovick	0-0	0-0	0-0	0-0	1-0	0-0	0-0	0-0	0-1
Santana	0-0	0-0	1-0	0-0	0-0	0-0	0-0	0-0	0-0
C. Taylor II	0-0	0-0	0-0	dnp	0-0	0-0	0-0	1-0	0-0
Watkins	0-0	0-0	0-0	0-0	1-0	0-0	0-0	0-0	dnp
L. Wilson	0-0	0-0	1-0	0-0	0-0	1-0	0-0	1-0	0-0

2020 Player Participation Chart

Player	GP/GS	OSU	UCF	USF	ECU	SMU	TLN	NAVY	CIN	MSU
ALONSO, Bryce	2/0	XXX	XXX
ANDERSON, Abe	9/0	XXX	XXX	XXX	XXX	XXX	XXX	XXX	XXX	XXX
ANDERSON, Joseph	5/0	XXX	XXX	XXX	XXX	XXX
BAAH, Chestern	1/0	XXX
BENJAMIN, Kamdyn	2/0	XXX	...	XXX
BIVENS, Dante	9/9	START	START	START	START	START	START	START	START	START
BOOMER, Seth	2/0	XXX	XXX
BRIN, Davis	2/0	XXX	XXX
BROWN, Kemani	1/0	XXX
BUCKTROT, Tiller	9/0	XXX	XXX	XXX	XXX	XXX	XXX	XXX	XXX	XXX
CANTU, Gabe	7/0	XXX	XXX	XXX	XXX	XXX	XXX	XXX
COLLINS, Zaven	8/8	START	START	START	START	START	START	START	START	...
COUCH, Dylan	9/9	START	START	START	START	START	START	START	START	START
CRAWFORD JR, Sam	9/9	START	START	START	START	START	START	START	START	START
DAVIS, Tyon	9/1	START	XXX	XXX	XXX	XXX	XXX	XXX	XXX	XXX
ELLIS, Reggie	5/0	XXX	...	XXX	XXX	XXX	XXX
EVANS, Akayleb	9/9	START	START	START	START	START	START	START	START	START
GLASPIE, Bershard	3/0	XXX	...	XXX	...	XXX
GOODLOW, Anthony	9/5	XXX	XXX	START	START	START	START	XXX	XXX	START
GRANT, Haydon	7/0	...	XXX	XXX	XXX	XXX	...	XXX	XXX	XXX
GREEN IV, Allie	9/8	XXX	START	START	START	START	START	START	START	START
HALL, Ethan	8/4	XXX	XXX	START	START	START	...	XXX	XXX	START
HENDRIX, Jeff	9/0	XXX	XXX	XXX	XXX	XXX	XXX	XXX	XXX	XXX
HIGUERA, Adam	9/0	XXX	XXX	XXX	XXX	XXX	XXX	XXX	XXX	XXX
HOPKINS, Dorian	9/0	XXX	XXX	XXX	XXX	XXX	XXX	XXX	XXX	XXX
JACKSON, Daiquain	9/0	XXX	XXX	XXX	XXX	XXX	XXX	XXX	XXX	XXX
JOHNSON, Brian	6/0	XXX	XXX	XXX	XXX	XXX	XXX
JOHNSON, Josh	9/3	START	XXX	XXX	XXX	XXX	START	XXX	START	XXX
JONES, Jeremy	3/0	XXX	...	XXX	...	XXX
KAINER, Jacob	3/0	...	XXX	XXX	XXX
KULKIN, Mitchell	9/0	XXX	XXX	XXX	XXX	XXX	XXX	XXX	XXX	XXX
LAAKE, Cooper	1/0	XXX
LAMP, Deven	2/0	XXX	XXX
LONG, Zack	9/0	XXX	XXX	XXX	XXX	XXX	XXX	XXX	XXX	XXX
LOVICK, Christian	9/0	XXX	XXX	XXX	XXX	XXX	XXX	XXX	XXX	XXX
MARTIN, TieNeal	7/6	START	START	START	START	XXX	START	START
MONTGOMERY, Cannon	9/1	XXX	XXX	XXX	XXX	XXX	XXX	XXX	START	XXX
MULLINS, Lamar	9/2	XXX	XXX	START	START	XXX	XXX	XXX	XXX	XXX
MUSKRAT, Jaden	4/1	XXX	XXX	XXX	START
NEITZKE, Kevin	1/0	XXX
NIXON, Ryan	9/0	XXX	XXX	XXX	XXX	XXX	XXX	XXX	XXX	XXX
OLIVER, Jaise	9/0	XXX	XXX	XXX	XXX	XXX	XXX	XXX	XXX	XXX
PALMER, James	9/2	XXX	START	XXX	XXX	XXX	XXX	START	XXX	XXX
PAUL, Chris	8/8	START	START	START	START	START	START	START	START	...
PHILLIPS, Dhailon	1/0	XXX
PLAYER, Jaxon	9/9	START	START	START	START	START	START	START	START	START
POWERS, Bryson	9/1	XXX	XXX	START	XXX	XXX	XXX	XXX	XXX	XXX
PRINCE, Deneric	8/2	START	XXX	XXX	START	XXX	XXX	...	XXX	XXX
RANGEL, Hunter	1/0	XXX
RAY, Kendarin	9/9	START	START	START	START	START	START	START	START	START
REEVES, Treyvon	9/8	START	START	START	START	XXX	START	START	START	START
REH, Trevor	5/0	XXX	XXX	XXX	XXX	XXX
REVELS III, Robert	9/1	XXX	XXX	XXX	XXX	XXX	XXX	XXX	XXX	START
RODGERS, Malik	6/0	XXX	...	XXX	XXX	XXX	XXX	XXX
ROGERS, Everitt	7/0	XXX	XXX	XXX	XXX	XXX	XXX	XXX
SANTANA, JuanCarlos	9/9	START	START	START	START	START	START	START	START	START
SAWYER, Grant	9/2	XXX	XXX	XXX	XXX	START	XXX	START	XXX	XXX
SMITH, Tyler	9/9	START	START	START	START	START	START	START	START	START
SMITH, Zach	9/9	START	START	START	START	START	START	START	START	START
STEVENSON, Tyarise	9/9	START	START	START	START	START	START	START	START	START
STEWART, Josh	8/0	XXX	XXX	XXX	XXX	XXX	XXX	...	XXX	XXX
STOKES, Keylon	9/9	START	START	START	START	START	START	START	START	START
TAYLOR II, Corey	8/3	XXX	XXX	START	...	XXX	XXX	START	XXX	START
THOMPSON, RaQuan	5/0	XXX	XXX	XXX	XXX	...	XXX
TIPTON, Tyler	2/0	XXX	XXX	...
TRYON, Bayne	1/0	XXX
WALLACE, LJ	5/0	XXX	XXX	XXX	XXX	XXX
WASHINGTON, Kaylon	1/0	XXX
WATKINS, Anthony	8/0	XXX	XXX	XXX	XXX	XXX	XXX	XXX	XXX	...
WHEELER, Gerard	9/9	START	START	START	START	START	START	START	START	START
WICK, Cullen	6/4	START	START	XXX	XXX	START	START	...
WILKERSON, T.K.	7/3	XXX	START	...	XXX	START	START	XXX	XXX	...
WILLIAMS, Cristian	8/8	START	START	...	START	START	START	START	START	START
WILLIAMS, DaMarco	4/0	XXX	XXX	XXX	XXX	...
WILSON, Lachlan	9/0	XXX	XXX	XXX	XXX	XXX	XXX	XXX	XXX	XXX
WRIGHT, Justin	9/9	START	START	START	START	START	START	START	START	START

2020 Tulsa Longest Plays

20-Yard Plus Plays

Yards	Type	Player(s)	Opponent
*96	INT	COLLINS, Zaven	Tulane
*66	Pass	JOHNSON, Josh from SMITH, Zach	Navy
*62	Rush	PRINCE, Deneric	USF
57	Pass	SANTANA, JuanCarlos from SMITH, Zach	Mississippi State
54	Pass	CRAWFORD JR, Sam from SMITH, Zach	Cincinnati
49	Pass	STOKES, Keylon from SMITH, Zach	UCF
*48	Pass	JOHNSON, Josh from SMITH, Zach	UCF
40	Pass	STOKES, Keylon from SMITH, Zach	Oklahoma State
*39	Pass	SANTANA, JuanCarlos from SMITH, Zach	ECU
*38	INT	COLLINS, Zaven	USF
38	Rush	PRINCE, Deneri	Cincinnati
*37	Pass	SANTANA, JuanCarlos from BRIN, Davis	Tulane
37	Pass	SANTANA, JuanCarlos from BRIN, Davis	Tulane
37	Pass	STOKES, Keylon from SMITH, Zach	Navy
35	Pass	CRAWFORD JR, Sam from SMITH, Zach	USF
*35	Pass	JOHNSON, Josh from SMITH, Zach	SMU
*34	Pass	CRAWFORD JR, Sam from SMITH, Zach	UCF
34	Pass	SANTANA, JuanCarlos from SMITH, Zach	Mississippi State
34	Pass	STOKES, Keylon from SMITH, Zach	Mississippi State
*33	Pass	SANTANA, JuanCarlos from SMITH, Zach	USF
31	Rush	TAYLOR II, Corey	Tulane
30	Pass	STOKES, Keylon from SMITH, Zach	SMU
29	Pass	STOKES, Keylon from SMITH, Zach	SMU
29	Pass	RODGERS, Malik from BRIN, Davis	Tulane
28	Rush	TAYLOR II, Corey	Tulane
27	Rush	TAYLOR II, Corey	USF
*27	Rush	PRINCE, Deneric	USF
*25	Pass	STOKES, Keylon from SMITH, Zach	ECU
24	Rush	WILKERSON, T.K.	UCF

Yards	Type	Player(s)	Opponent
24	KR	LOVICK, Christian	UCF
24	KR	STOKES, Keylon	Mississippi State
23	Rush	PRINCE, Deneric	UCF
23	Rush	PRINCE, Deneric	SMU
23	Pass	JOHNSON, Josh from BRIN, Davis	Tulane
22	Pass	CRAWFORD JR, Sam from SMITH, Zach	USF
22	Rush	WILSON, Lachlan	Navy
21	Pass	STOKES, Keylon from SMITH, Zach	USF
21	Pass	CRAWFORD JR, Sam from SMITH, Zach	UCF
21	Pass	JOHNSON, Josh from SMITH, Zach	UCF
21	Pass	JOHNSON, Josh from SMITH, Zach	Oklahoma State
20	Pass	SANTANA, JuanCarlos from SMITH, Zach	ECU
20	KR	LOVICK, Christian	UCF
20	KR	PRINCE, Deneric	Oklahoma State
20	KR	PRINCE, Deneric	Oklahoma State
*20	Pass	JOHNSON, Josh from SMITH, Zach	SMU
20	Pass	JOHNSON, Josh from BRIN, Davis	Tulane
20	Rush	TAYLOR II, Corey	Mississippi State

* touchdown scored on play

Long Plays by Yards

Yards	No.	TD
100+	0	0
90-99	1	1
80-89	0	0
70-79	0	0
60-69	2	2
50-59	2	0
40-49	3	1
30-39	14	6
20-29	25	3

Long Plays by Type

Type	No.	TD
Rushing	11	2
Passing	29	9
Punt returns	0	0
Kick returns	5	0
Interceptions	2	2
Fumble returns	0	0
Other	0	0
Total	47	13

20-Yard Long Plays by Player

Player	No.	TD	R	P	KR	PR	IR	FR
STOKES, Keylon	9	1	0	8	1	0	0	0
JOHNSON, Josh	8	4	0	8	0	0	0	0
SANTANA, JuanCarlos	7	3	0	7	0	0	0	0
PRINCE, Deneric	7	2	5	0	2	0	0	0
CRAWFORD JR, Sam	5	1	0	5	0	0	0	0
TAYLOR II, Corey	4	0	4	0	0	0	0	0
COLLINS, Zaven	2	2	0	0	0	0	2	0
LOVICK, Christian	2	0	0	0	2	0	0	0
WILKERSON, T.K.	1	0	1	0	0	0	0	0
WILSON, Lachlan	1	0	1	0	0	0	0	0
RODGERS, Malik	1	0	0	1	0	0	0	0
Total	47	13	11	29	5	0	2	0



Tulsa and Cincinnati played for the 2020 American Athletic Conference Championship.

AMERICAN ATHLETIC CONFERENCE

INSIDE

American Athletic Conference Profile 78-79

2020 Conference Standings 79

2020 Conference Team & Individual
Stats 80-82

2021 American Athletic Conference
Composite Schedule 83

The American Bowl Lineup 84

2021 College Football Bowl Schedule 85

Tulsa is Proud to Partner with Adidas 86

The American Athletic Conference consists of 12 prestigious institutions: the University of Central Florida, the University of Cincinnati, East Carolina University, the University of Houston, the University of Memphis, the U.S. Naval Academy (in football only), the University of South Florida, Southern Methodist University, Temple University, Tulane University, the University of Tulsa, and Wichita State University (in basketball and Olympic sports).

The league has produced four NCAA championship teams in addition to three New Year's Six bowl champions (UCF in 2013 and 2017; Houston in 2015), two NCAA Men's Final Four participants, six Women's Final Four teams, an NIT cham-

The American has seen a member school claim a spot in a New Year's Six bowl six times in the league's first eight football seasons, including the 2020 campaign, when Cincinnati reached the Chick-fil-A Peach Bowl. The American finished the 2019 football season with four top-25 teams; among the 10 FBS conferences, only the SEC and Big Ten had more ranked teams in the final polls.

Individual teams in The American have enjoyed some of their best football seasons in program history as members of the conference. UCF finished in the national top 10 twice as a conference member – in 2013 and 2017. Houston went 13-1 in the 2015 football season, setting a school record for wins, while Navy won a program-record 11 games in 2015, its first season in the conference, and matched that mark with its 2019 campaign. Memphis, which had not won 10 games in a season since 1938, has registered three 10-win seasons in

Since the conference's reconstitution in 2013-14, teams from The American have registered top-10 national rankings in football, men's basketball, women's basketball, baseball, men's soccer, women's soccer, women's lacrosse, men's golf, men's cross country and men's track and field.

Under The American's banner, Houston's men's basketball team reached the 2021 NCAA Final Four and was ranked No. 3 in the final coaches' poll, while Memphis claimed the 2021 NIT title. Houston's men's track and field team took



third place at the 2018 and 2019 NCAA Outdoor Championships. Tulsa has registered top-six national finishes at the 2019 and 2020 NCAA Men's Cross Country Championships.

American Athletic Conference student-athletes have distinguished themselves in all facets of intercollegiate athletics. Memphis quarterback Brady White was the 2020 winner of the National Football Foundation's James V. Campbell Trophy as the top scholar-athlete in college football. Temple linebacker Tyler Matakevich won the Bednarik Award and the Nagurski Trophy as the nation's top defensive player in 2015, while Tulsa linebacker Zaven Collins repeated that feat in 2020. Houston's Ed Oliver won the 2017 Outland Trophy as the nation's best interior lineman. The American has had three top-10 Heisman Trophy finishes as UCF quarterback McKenzie Milton was eighth in 2017 and sixth in 2018, while Navy quarterback Keenan Reynolds was fifth in 2015. Reynolds was also selected as the winner of the 2016 AAU James E. Sullivan Award as the nation's top amateur athlete.

Additionally, SMU's Avery Ackers was chosen as the Division I women's volleyball Academic All-America of the Year in 2015, while Tulsa cross country standout Kirk Smith was chosen as a Rhodes Scholar in the fall of 2016.

American Athletic Conference alumni have made their mark in professional and international sports as well, beginning with the selection of UCF quarterback Blake Bortles by the Jacksonville Jaguars with the No. 3 pick in the 2014 NFL Draft. A number of American Athletic Conference athletes have been selected in the first round of the professional

entry drafts in football, basketball, baseball and soccer, including former Memphis center James Wiseman, who was the No. 2 pick in the 2020 NBA Draft, and former Wichita State third-baseman Alec Bohm, the No. 3 selection in the 2018 Major League Baseball Draft. Former SMU standout Bryson DeChambeau, who was the 2014 American Athletic Conference individual champion, went on to win the 2015 NCAA Championship, the 2015 US Amateur title and has since become one of the top players on the PGA Tour, including a win at the 2020 U.S. Open. Former Memphis tennis player Joe Salisbury, a 2014 all-conference selection, has gone on to win the 2020 Australian Open men's doubles championship and the 2021 French Open mixed doubles title. Former Tulane standout Dominik Koepfer has earned a top-50 world ranking in men's tennis. Cincinnati's Jordan Thompson was named to the 12-player United States Olympic volleyball team, which will compete in Tokyo in 2021.

The American announced a lucrative and comprehensive media rights extension with ESPN in May of 2019, providing the conference with a stronger and more extensive presence on ESPN's primary television networks (ABC, ESPN, ESPN2, ESPNU). Since the extension took effect in the 2020-21 academic year, a minimum of 40 regular-season football telecasts and 60 regular-season men's basketball games per season will appear on those primary networks. Nearly every conference-controlled game in all sports will appear either on an ESPN network or on ESPN+. The football championship game, all rounds of the men's basketball championship, and multiple rounds of the women's basketball championship, will be on linear ESPN television networks.

The first six American Athletic Conference Football Championships were televised by ABC as part of Championship Saturday. Subsequent championship games will appear on either ABC or ESPN through the duration of the 12-year extension.

American Athletic Conference teams have access to the pinnacle of college football's postseason structure. An American representative would be chosen for the College Football Playoff semifinals if it is among the top four teams in the CFP selection committee's final ranking. Otherwise, the league would place its champion in a New Year's Bowl if it is ranked higher than the champions of Conference USA, the Mid-American Conference, the Mountain West Conference and the Sun Belt Conference.

Additionally, The American holds primary or secondary partnerships with an expansive group of bowls for the new cycle, which began in 2020, ensuring multiple annual matchups against the nation's top conferences and providing desirable postseason destinations for member institutions.

Away from the competitive arena, The American has established itself as a leader in the area of student-athlete wellness, both through the adoption of NCAA autonomous legislation on matters including full cost of attendance and nutrition. The conference, in conjunction with its Student-Athlete Advisory Committee has also launched the Powerful Minds campaign to improve awareness and education on mental issues and recognize the scholarly achievements of the conference's student-athletes.

2020 American Athletic Conference Final Standings

Team	AMERICAN					OVERALL						
	W-L	Pct	PF	PA	W-L	Pct	PF	PA	Home	Away	Neut	Streak
Cincinnati	6-0	1.000	248	90	9-1	.900	375	168	7-0	2-0	0-1	Lost 1
Tulsa	6-0	1.000	187	123	6-3	.667	244	194	3-0	3-2	0-1	Lost 2
Memphis	5-3	.625	223	259	8-3	.727	341	307	6-0	1-3	1-0	Won 2
UCF	5-3	.625	350	262	6-4	.600	422	332	2-2	4-1	0-1	Lost 1
SMU	4-3	.571	240	243	7-3	.700	386	309	3-1	4-2	0-0	Lost 2
Houston	3-3	.500	200	185	3-5	.375	240	256	2-2	1-2	0-1	Lost 2
Navy	3-4	.429	156	193	3-7	.300	166	303	1-4	2-3	0-0	Lost 5
Tulane	3-5	.375	258	239	6-6	.500	416	337	3-2	3-3	0-1	Lost 1
ECU	3-5	.375	243	270	3-6	.333	272	319	1-3	2-3	0-0	Won 2
Temple	1-6	.143	139	260	1-6	.143	139	260	1-2	0-4	0-0	Lost 5
USF	0-7	.000	181	301	1-8	.111	208	359	1-3	0-5	0-0	Lost 8

2020 American Athletic Conference Team Statistics

RUSH OFFENSE	G	Att	Yds	Avg	TD	Yds/G
1. Tulane	12	515	2592	5.0	32	216.0
2. Cincinnati	10	381	2124	5.6	29	212.4
3. UCF	10	444	2107	4.7	23	210.7
4. Navy	10	483	1776	3.7	15	177.6
5. SMU	10	377	1765	4.7	24	176.5
6. East Carolina	9	362	1564	4.3	11	173.8
7. Tulsa	9	355	1419	4.0	13	157.7
8. USF	9	337	1339	4.0	11	148.8
9. Memphis	11	396	1597	4.0	9	145.2
10. Houston	8	293	1145	3.9	12	143.1
11. Temple	7	284	982	3.5	5	140.3

PASS OFFENSE	G	ATT	CMP	INT	PCT.	YDS	AVG	TD	YDS/G
1. UCF	10	415	249	4	60.0	3574	8.6	32	357.4
2. SMU	10	376	246	6	65.4	3180	8.5	23	318.0
3. Memphis	11	423	255	10	60.3	3387	8.0	31	307.9
4. Houston	8	297	175	10	58.9	2126	7.2	15	265.8
5. Tulsa	9	306	173	11	56.5	2275	7.4	15	252.8
6. Cincinnati	10	295	197	6	66.8	2386	8.1	20	238.6
7. East Carolina	9	293	176	9	60.1	2060	7.0	19	228.9
8. USF	9	313	187	6	59.7	1949	6.2	12	216.6
9. Temple	7	240	146	11	60.8	1456	6.1	11	208.0
10. Tulane	12	313	165	10	52.7	2120	6.8	21	176.7
11. Navy	10	124	57	4	46.0	974	7.9	6	97.4

TOTAL OFFENSE	G	Rush	Pass	Plays	Yards	Avg/P	TD	Yds/G
1. UCF	10	2107	3574	859	5681	6.6	55	568.1
2. SMU	10	1765	3180	753	4945	6.6	47	494.5
3. Memphis	11	1597	3387	819	4984	6.1	40	453.1
4. Cincinnati	10	2124	2386	676	4510	6.7	49	451.0
5. Tulsa	9	1419	2275	661	3694	5.6	28	410.4
6. Houston	8	1145	2126	590	3271	5.5	27	408.9
7. East Carolina	9	1564	2060	655	3624	5.5	30	402.7
8. Tulane	12	2592	2120	828	4712	5.7	53	392.7
9. USF	9	1339	1949	650	3288	5.1	23	365.3
10. Temple	7	982	1456	524	2438	4.7	16	348.3
11. Navy	10	1776	974	607	2750	4.5	21	275.0

SCORING OFFENSE	G	TD	XP	2XP	DXP	FG	Saf	Pts	Avg
1. UCF	10	55	46	4	0	12	1	422	42.2
2. SMU	10	48	43	1	0	17	1	386	38.6
3. Cincinnati	10	51	48	0	0	7	0	375	37.5
4. Tulane	12	56	51	1	0	9	0	416	34.7
5. Memphis	11	42	36	4	0	15	0	341	31.0
6. East Carolina	9	33	30	1	0	14	0	272	30.2
7. Houston	8	31	28	1	0	8	0	240	30.0
8. Tulsa	9	30	26	0	0	12	1	244	27.1
9. USF	9	26	23	1	0	9	0	208	23.1
10. Temple	7	17	10	0	0	9	0	139	19.9
11. Navy	10	21	16	2	0	6	1	166	16.6

RUSH DEFENSE	G	Rush	Yards	Avg.	TD	Yds/G
1. Cincinnati	10	355	1111	3.1	10	111.1
2. Tulsa	9	358	1301	3.6	9	144.6
3. Tulane	12	505	1738	3.4	16	144.8
4. Memphis	11	413	1596	3.9	13	145.1
5. Houston	8	314	1340	4.3	12	167.5
6. SMU	10	428	1803	4.2	19	180.3
7. UCF	10	444	1926	4.3	17	192.6
8. East Carolina	9	351	1812	5.2	23	201.3
9. Navy	10	414	2047	4.9	23	204.7
10. Temple	7	303	1460	4.8	15	208.6
11. USF	9	386	1911	5.0	20	212.3

PASS DEFENSE	G	Att	Cmp	Int	Pct.	Yds	Avg	TD	Yds/G
1. Navy	10	230	140	3	60.9	1808	7.9	11	180.8
2. Tulsa	9	279	170	6	60.9	1701	6.1	10	189.0
3. Cincinnati	10	355	189	16	53.2	2135	6.0	7	213.5
4. Temple	7	170	96	3	56.5	1571	9.2	18	224.4
5. USF	9	270	164	10	60.7	2062	7.6	21	229.1
6. Houston	8	238	140	3	58.8	1848	7.8	16	231.0
7. SMU	10	320	186	7	58.1	2419	7.6	22	241.9
8. East Carolina	9	297	194	10	65.3	2214	7.5	17	246.0
9. Tulane	12	393	239	9	60.8	3359	8.5	27	279.9
10. Memphis	11	428	269	12	62.9	3181	7.4	24	289.2
11. UCF	10	350	209	9	59.7	2992	8.5	26	299.2

TOTAL DEFENSE	G	Rush	Pass	Plys	Yards	Avg	TD	Yds/G
1. Cincinnati	10	1111	2135	710	3246	4.6	17	324.6
2. Tulsa	9	1301	1701	637	3002	4.7	19	333.6
3. Navy	10	2047	1808	644	3855	6.0	34	385.5
4. Houston	8	1340	1848	552	3188	5.8	28	398.5
5. SMU	10	1803	2419	748	4222	5.6	41	422.2
6. Tulane	12	1738	3359	898	5097	5.7	43	424.8
7. Temple	7	1460	1571	473	3031	6.4	33	433.0
8. Memphis	11	1596	3181	841	4777	5.7	37	434.3
9. USF	9	1911	2062	656	3973	6.1	41	441.4
10. East Carolina	9	1812	2214	648	4026	6.2	40	447.3
11. UCF	10	1926	2992	794	4918	6.2	43	491.8

SCORING DEFENSE	G	TD	XP	2XP	DXP	FG	Saf	Pts	Avg
1. Cincinnati	10	18	15	2	0	13	1	168	16.8
2. Tulsa	9	21	21	0	0	15	1	194	21.6
3. Memphis	11	39	33	2	0	12	0	307	27.9
4. Tulane	12	45	34	2	0	9	1	337	28.1
5. Navy	10	34	31	0	0	22	1	303	30.3
6. SMU	10	41	39	0	0	8	0	309	30.9
7. Houston	8	33	30	2	0	8	0	256	32.0
8. UCF	10	44	34	4	0	8	1	332	33.2
9. East Carolina	9	42	38	1	0	9	0	319	35.4
10. Temple	7	34	32	0	0	8	0	260	37.1
11. USF	9	47	44	0	0	11	0	359	39.9

KICKOFF RETURNS	G	Ret	Yds	TD	Avg
1. Cincinnati	10	17	422	1	28.0
2. Houston	8	17	425	1	25.0
3. Tulane	12	25	602	0	24.1
4. Navy	10	13	284	0	21.8
5. USF	9	34	726	0	21.4
6. UCF	10	15	317	0	21.1
7. East Carolina	9	31	591	1	19.1
8. SMU	10	29	551	0	19.0
9. Memphis	11	27	484	0	17.9
10. Temple	7	14	249	0	17.8
11. Tulsa	9	16	267	0	16.7

PUNT RET. AVG	G	Ret	Yds	TD	Avg
1. Houston	8	20	369	1	18.5
2. East Carolina	9	13	190	1	14.6
3. Tulane	12	20	253	0	12.6
4. SMU	10	21	261	0	12.4
5. Memphis	11	21	188	1	9.0
6. USF	9	8	71	1	8.9
7. Cincinnati	10	15	123	0	8.2
8. Temple	7	4	25	0	6.2
9. UCF	10	9	53	0	5.9
10. Tulsa	9	15	47	0	3.1
11. Navy	10	10	26	0	2.6

		GAINED				LOST				
TURNOVER MARGIN		G	Fum	Int	Tot	Fum	Int	Tot	Mar	Per/G
1.	UCF	10	13	9	22	6	4	10	+12	1.20
2.	SMU	10	10	7	17	6	6	12	+5	0.50
	Cincinnati	10	5	16	21	10	6	16	+5	0.50
4.	Tulane	12	10	9	19	4	10	14	+5	0.42
5.	Memphis	11	8	12	20	9	10	19	+1	0.09
6.	Navy	10	6	3	9	7	4	11	-2	-0.20
7.	Tulsa	9	10	6	16	7	11	18	-2	-0.22
8.	Temple	7	9	3	12	3	11	14	-2	-0.29
9.	East Carolina	9	8	10	18	12	9	21	-3	-0.33
10.	USF	9	3	10	13	11	6	17	-4	-0.44
11.	Houston	8	3	3	6	6	10	16	-10	-1.25

FIRST DOWNS	G	Rush	Pass	Pen	Total
1. UCF	10	123	144	16	283
2. Memphis	11	95	135	30	260
3. Tulane	12	136	103	18	257
4. SMU	10	95	127	29	251
5. Cincinnati	10	97	112	10	219
6. Tulsa	9	83	105	11	199
7. East Carolina	9	80	91	27	198
8. USF	9	76	97	15	188
9. Houston	8	69	103	11	183
10. Temple	7	54	80	12	146
11. Navy	10	100	36	7	143

3RD-DOWN CONV.	G	Conv	Att	Pct
1. UCF	10	78	160	48.8
2. SMU	10	69	147	46.9
3. Cincinnati	10	60	132	45.5
4. Memphis	11	77	172	44.8
5. Tulsa	9	58	138	42.0
6. Houston	8	48	120	40.0
7. Temple	7	44	116	37.9
8. Tulane	12	51	150	34.0
9. Navy	10	47	139	33.8
10. East Carolina	9	43	129	33.3
11. USF	9	38	124	30.6

SACKS BY	G	Sacks	Yards
1. Tulane	12	37	248
2. Cincinnati	10	30	211
3. SMU	10	26	148
4. UCF	10	26	169
5. Memphis	11	26	160
6. Houston	8	24	152
7. Tulsa	9	23	123
8. East Carolina	9	14	79
9. Temple	7	13	87
10. USF	9	7	25
11. Navy	10	6	40

SACKS AGAINST	G	Sacks	Yards
1. Temple	7	12	55
2. Houston	8	18	108
3. Cincinnati	10	19	113
4. Memphis	11	20	113
5. Tulsa	9	21	132
6. SMU	10	21	156
7. UCF	10	22	139
8. Navy	10	22	122
9. East Carolina	9	23	145
10. USF	9	30	177
11. Tulane	12	35	229

PENALTIES	G	No	Yds	Avg/G
1. Navy	10	44	402	40.2
2. Temple	7	38	321	45.9
3. Memphis	11	61	520	47.3
4. USF	9	48	452	50.2
5. Tulane	12	75	607	50.6
6. East Carolina	9	57	524	58.2
7. SMU	10	68	590	59.0
8. Houston	8	61	546	68.2
9. UCF	10	92	748	74.8
10. Cincinnati	10	88	768	76.8
11. Tulsa	9	81	732	81.3

2020 American Athletic Conference Individual Statistics

RUSHING	Team	Cl	G	Att	Yds	Avg	TD	Long	Yds/G
1. BENTLEY IV, Ulys.	SMU	FR	10	170	913	5.4	11	84	91.3
2. HARRIS, Rahjai	ECU	FR	8	128	624	4.9	4	80	78.0
3. ANDERSON, O.	UCF	SR	9	125	687	5.5	4	49	76.3
4. MCCRAE, Greg	UCF	SR	10	149	758	5.1	10	54	75.8
5. DOAKS, Gerrid	CIN	SR	9	144	673	4.7	7	72	74.8
6. TAYLOR II, Corey	TLS	SR	8	105	516	4.9	4	31	64.5
SMITH, Nelson	NAVY	SR	10	128	645	5.0	8	32	64.5

PASSING AVG/GAME	Team	Cl	G	Att	Cmp	Int	Pct.	Yds	TD	Avg/G
1. GABRIEL, Dillon	UCF	SO	10	413	248	4	60.0	3570	32	357.0
2. BUECHELE, Shane	SMU	SR	10	370	242	6	65.4	3095	23	309.5
3. WHITE, Brady	MEM	SR	11	420	254	10	60.5	3380	31	307.3
4. TUNE, Clayton	HOU	JR	8	285	170	10	59.6	2048	15	256.0
5. AHLERS, Holton	ECU	JR	8	269	165	9	61.3	1921	18	240.1
6. RIDDER, Des.	CIN	JR	10	281	186	6	66.2	2296	19	229.6
7. SMITH, Zach	TLS	SR	9	263	147	10	55.9	1947	13	216.3

PASS EFFICIENCY	Team	Cl	G	Att	Cmp	Int	Pct.	Yds	TD	Eff.
1. GABRIEL, Dillon	UCF	SO	10	413	248	4	60.0	3570	32	156.3
2. BUECHELE, Shane	SMU	SR	10	370	242	6	65.4	3095	23	152.9
3. RIDDER, Des.	CIN	JR	10	281	186	6	66.2	2296	19	152.9
4. WHITE, Brady	MEM	SR	11	420	254	10	60.5	3380	31	147.7
5. AHLERS, Holton	ECU	JR	8	269	165	9	61.3	1921	18	136.7
9. SMITH, Zach	TLS	SR	9	263	147	10	55.9	1947	13	126.8

TOTAL OFFENSE	Team	Cl	G	Rush	Pass	Plays	Total	Yds/G
1. GABRIEL, Dillon	UCF	SO	10	169	3570	485	3739	373.9
2. BUECHELE, Shane	SMU	SR	10	105	3095	428	3200	320.0
3. WHITE, Brady	MEM	SR	11	88	3380	483	3468	315.3
4. RIDDER, Des.	CIN	JR	10	592	2296	379	2888	288.8
5. TUNE, Clayton	HOU	JR	8	253	2048	357	2301	287.6
6. AHLERS, Holton	ECU	JR	8	109	1921	323	2030	253.8
7. SMITH, Zach	TLS	SR	9	-62	1947	299	1885	209.4

RECEIVING YDS/GAME	Team	CI	G	Rec	Yds	TD	Long	Avg/C	Yds/G
1. WILLIAMS, Mar.	UCF	SR	8	71	1039	10	85	14.6	129.9
2. ROBINSON, J.	UCF	SO	10	55	979	6	70	17.8	97.9
3. AUSTIN, Calvin	MEM	JR	11	63	1053	11	65	16.7	95.7
4. STOKES, Keylon	TLS	SR	9	46	644	3	49	14.0	71.6
5. RICE, Rashee	SMU	SO	10	48	683	5	55	14.2	68.3
6. WASHINGTON, T.	MEM	FR	11	43	743	6	92	17.3	67.5
7. PROEHL, Blake	ECU	JR	9	47	577	4	75	12.3	64.1
8. BLUE, Jadan	TEM	JR	6	41	371	5	35	9.0	61.8
9. SANTANA, JC	TLS	JR	9	34	544	4	57	16.0	60.4
10. SNEAD, Tyler	ECU	SO	9	53	524	5	46	9.9	58.2

RECEPTIONS/GAME	Team	CI	G	Rec	Yds	TD	Long	Avg/C	Rec/G
1. WILLIAMS, Mar.	UCF	SR	8	71	1039	10	85	14.6	8.88
2. BLUE, Jadan	TEM	JR	6	41	371	5	35	9.0	6.83
3. SNEAD, Tyler	ECU	SO	9	53	524	5	46	9.9	5.89
4. AUSTIN, Calvin	MEM	JR	11	63	1053	11	65	16.7	5.73
5. ROBINSON, J.	UCF	SO	10	55	979	6	70	17.8	5.50
6. PROEHL, Blake	ECU	JR	9	47	577	4	75	12.3	5.22
7. STOKES, Keylon	TLS	SR	9	46	644	3	49	14.0	5.11
8. RICE, Rashee	SMU	SO	10	48	683	5	55	14.2	4.80
9. PAGE, Tyler	SMU	SR	9	39	422	2	44	10.8	4.33
10. DYKES, Sean	MEM	SR	11	47	581	7	48	12.4	4.27

ALL PURPOSE YDS	Team	CI	G	Rush	Rcv	PR	KR	Yds	Avg/G
1. WILLIAMS, Mar.	UCF	SR	8	0	1039	6	0	1045	130.6
2. SNEAD, Tyler	ECU	SO	9	68	524	144	409	1145	127.2
3. AUSTIN, Calvin	MEM	JR	11	14	1053	188	0	1255	114.1
4. BENTLEY IV, Ulys.	SMU	FR	10	913	174	0	0	1087	108.7
5. FORD, Johnny	USF	SO	7	285	125	0	337	747	106.7

SCORING	Team	CI	G	TD	XPT	FG	2XP	Pts	Pts/G
1. NAGGAR, Chris	SMU	SR	10	0	43	17	0	94	9.4
2. WILLIAMS, Mar.	UCF	SR	8	10	0	0	6	66	8.2
3. OBARSKI, Daniel	UCF	SO	10	0	46	12	0	82	8.2
4. VERITY, Jake	ECU	SR	9	0	30	14	0	72	8.0
5. PATTERSON, R.	MEM	SR	11	0	36	15	0	81	7.4
9. LONG, Zack	TLS	SR	9	0	25	12	0	61	6.8

SCORING (TDs)	Team	CI	G	TD	Rush	Pass	Ret	PAT	Pts	Pts/G
1. WILLIAMS, Mar.	UCF	SR	8	10	0	10	0	3	66	8.2
2. BENTLEY IV, Ulys.	SMU	FR	10	12	11	1	0	0	72	7.2
RIDDER, Des.	CIN	JR	10	12	12	0	0	0	72	7.2
4. AUSTIN, Calvin	MEM	JR	11	12	0	11	1	0	72	6.5
5. CARROLL, C.	TLN	SO	12	13	12	1	0	0	78	6.5

SCORING (KICK)	Team	CI	G	PATs	FGs	Pts	Pts/G
1. NAGGAR, Chris	SMU	SR	10	43-46	17-21	94	9.4
2. OBARSKI, Daniel	UCF	SO	10	46-49	12-17	82	8.2
3. VERITY, Jake	ECU	SR	9	30-31	14-21	72	8.0
4. PATTERSON, Riley	MEM	SR	11	36-37	15-22	81	7.4
5. SMITH, Cole	CIN	SO	10	48-50	7-10	69	6.9
6. LONG, Zack	TLS	SR	9	25-26	12-15	61	6.8

PUNTING	Team	CI	G	Punt	Yds	Long	Avg
1. WRIGHT, R.	TLN	JR	11	52	2352	65	45.2
2. BARRY, Adam	TEM	JR	7	40	1760	62	44.0
3. OSTEEEN, Andrew	UCF	SO	10	40	1756	57	43.9
4. SMITH, James	CIN	SR	10	40	1754	60	43.8
5. WILSON, Lachlan	TLS	FR	9	42	1801	75	42.9

PUNT RETURN AVG	Team	CI	G	Ret	Yds	TD	Long	Avg
1. JONES, Marcus	HOU	JR	7	17	337	1	72	19.8
2. PAGE, Tyler	SMU	SR	9	12	182	0	39	15.2
3. JACKSON, JH.	TLN	SO	11	16	222	0	54	13.9
4. SNEAD, Tyler	ECU	SO	9	12	144	0	36	12.0
5. AUSTIN, Calvin	MEM	JR	11	20	188	1	64	9.4
7. STOKES, Keylon	TLS	SR	9	14	47	0	17	3.4

KICK RETURN AVG	Team	CI	G	Ret	Yds	TD	Long	Avg
1. TUCKER, Tre	CIN	SO	10	13	389	1	97	29.9
2. JONES, AM.	TLN	JR	10	15	439	0	71	29.3
3. FORD, Johnny	USF	SO	7	13	337	0	70	25.9
4. SNEAD, Tyler	ECU	SO	9	18	409	1	95	22.7
5. BLUE, Jadan	TEM	JR	6	11	202	0	28	18.4

FIELD GOALS	Team	CI	G	FG	FGA	Pct.	FG/G
1. NAGGAR, Chris	SMU	SR	10	17	21	81.0	1.70
2. VERITY, Jake	ECU	SR	9	14	21	66.7	1.56
3. PATTERSON, Riley	MEM	SR	11	15	22	68.2	1.36
4. LONG, Zack	TLS	SR	9	12	15	80.0	1.33
5. OBARSKI, Daniel	UCF	SO	10	12	17	70.6	1.20

TACKLES	Team	CI	G	Pos	Solo	Ast	Total	Avg/G	Sack
1. STUARD, Grant	HOU	SR	7	LB	35	26	61	8.7	1.0
2. WILLIAMS, DO.	TLN	SO	12		64	33	97	8.1	3.5
3. GRANT, Richie	UCF	SR	9	DB	49	23	72	8.0	1.0
FAGOT, Diego	NAVY	JR	9	LB	39	33	72	8.0	3.0
SMITH, Xavier	ECU	JR	9	LB	39	33	72	8.0	2.5
6. WILSON, Jireh	ECU	SO	9	DB	42	28	70	7.8	3.5
12. RAY, Kendarin	TLS	SO	9	DB	44	19	63	7.0	0.0
15. WRIGHT, Justin	TLS	SO	9	LB	37	25	62	6.9	1.5

TACKLES FOR LOSS	Team	CI	G	Pos	Solo	Ast	Yds	Total	Avg/G
1. WILLIAMS, DO.	TLN	SO	12		13	5	39	15.5	1.29
2. JOHNSON, PA.	TLN	SR	11		13	3	82	14.5	1.32
3. COLLINS, Zaven	TLS	JR	8	LB	10	3	49	11.5	1.44
4. FAGOT, Diego	NAVY	JR	9	LB	9	4	43	11.0	1.22
5. JOSEPH, Morris	MEM	JR	11	DL	10	1	50	10.5	0.95
6. ANDERSON, N.	TLN	JR	12		8	5	35	10.5	0.88
7. SANDERS, Myjai	CIN	JR	10	DL	8	5	56	10.5	1.05
8. PLAYER, Jaxon	TLS	JR	9	DL	8	3	26	9.5	1.06
9. WRIGHT, Justin	TLS	SO	9	LB	8	2	23	9.0	1.00

SACKS	Team	CI	G	Pos	Solo	Ast	Yds	Total	Avg/G
1. JOHNSON, PA.	TLN	SR	11		10	0	67	10.0	0.91
2. SANDERS, Myjai	CIN	JR	10	DL	6	2	47	7.0	0.70
3. JOSEPH, Morris	MEM	JR	11	DL	7	0	43	7.0	0.64
4. SAMPLE, C.	TLN	SR	11		5	0	46	5.0	0.45
5. ANENIH, David	HOU	SR	8	DL	4	1	42	4.5	0.56
6. DUCKSWORTH, W.	MEM	JR	11	DL	4	0	26	4.0	0.36
7. EBIKETIE, Arnold	TEM	JR	6	DE	4	0	25	4.0	0.67
8. COLLINS, Zaven	TLS	JR	8		4	0	25	4.0	0.50
9. GOODLOW, Anthony	TLS	SO	9		4	0	20	4.0	0.44

INTERCEPTIONS	Team	CI	G	Int	Yds	TD	Long	Int/G
1. COLLINS, Zaven	TLS	JR	8	4	152	2	96	0.50
2. McMILLIAN, Ja'Quan	ECU	SO	9	4	31	0	31	0.44
3. CROSSLEY, Brandon	SMU	SO	10	4	35	1	18	0.40
BRYANT, Coby	CIN	SR	10	4	25	0	24	0.40

PASSES DEFENDED	Team	CI	G	Brup	Int	Total	Avg/G
1. BRYANT, Coby	CIN	SR	10	7	4	11	1.10
STEPHENS, Brandon	SMU	SR	10	10	1	11	1.10
3. FRANCIS, Jacobi	MEM	SR	9	7	2	9	1.00
GARDNER, Ahmad	CIN	SO	9	6	3	9	1.00
5. CROSSLEY, Brandon	SMU	SO	10	5	4	9	0.90
8. MARTIN, TieNeal	TLS	SR	7	6	0	6	0.86

FUMBLES FORCED	Team	CI	G	Num	Avg/G
1. TUIELE, Tama	NAVY	SO	8	4	0.50
EBIKETIE, Arnold	TEM	JR	6	3	0.50
3. BRASWELL, C.	TEM	JR	6	2	0.33
GILYARD, Eriq	UCF	JR	9	3	0.33
WILSON, Jireh	ECU	SO	9	3	0.33
8. POWERS, Bryson	TLS	JR	9	2	0.22

FUMBLES RCVD	Team	CI	G	Num	Avg/G
1. TYLER, Amir	TEM	SR	6	2	0.33
MORRIS, Elijah	ECU	FR	9	3	0.33
3. GILYARD, Eriq	UCF	JR	9	2	0.22
POWERS, Bryson	TLS	JR	9	2	0.22
GRANT, Richie	UCF	SR	9	2	0.22

2021 American Athletic Conference Composite Schedule

THURSDAY, SEPTEMBER 2

Temple at Rutgers
(6:30 p.m., Big Ten Network)
Boise State at UCF (7 p.m., ESPN)
East Carolina vs. Appalachian State 1
(7:30 p.m., ESPN)
South Florida at NC State
(7:30 p.m., ACC Network)

UC Davis at Tulsa (7:30 p.m., ESPN+)

SATURDAY, SEPTEMBER 4

Oklahoma at Tulane (Noon, ABC)
Marshall at Navy (3:30 p.m., CBSSN)
Miami (Ohio) at Cincinnati (3:30 p.m., ESPN+)
Texas Tech vs. Houston 2 (7 p.m., ESPN)
Nicholls at Memphis (7 p.m., ESPN+)
Abilene Christian at SMU (7 p.m., ESPN+)

SATURDAY, SEPTEMBER 11

South Carolina at East Carolina (Noon, ESPN2)
Florida at South Florida (Noon, ABC)

Tulsa at Oklahoma State (Noon, FS1)

Murray State at Cincinnati (3:30 p.m., ESPN+)
Air Force at Navy (3:30 p.m., CBS)
Temple at Akron (3:30 p.m., ESPN+)
Bethune-Cookman at UCF (6:30 p.m., ESPN+)
Houston at Rice (6:30 p.m., CBSSN)
Memphis at Arkansas State (7 p.m., ESPN+)
North Texas at SMU (7 p.m., ESPN+)
Morgan State at Tulane (7 p.m., ESPN+)

FRIDAY, SEPTEMBER 17

UCF at Louisville (7:30 p.m., ESPN)

SATURDAY, SEPTEMBER 18

Cincinnati at Indiana (Noon, ABC/ESPN)
Boston College at Temple
(Noon, ESPN2/ESPN)
SMU at Louisiana Tech (3:30 p.m., CBSSN)
Tulsa at Ohio State (3:30 p.m., FS1)
Mississippi State at Memphis (4 p.m., ESPN2)
East Carolina at Marshall
(6 p.m., CBSSN on Facebook)
Grambling State at Houston (7 p.m., ESPN+)
Florida A&M at South Florida (7 p.m., ESPN+)
Tulane at Ole Miss (8 p.m., ESPN2)

SATURDAY, SEPTEMBER 25

Wagner at Temple (Noon, ESPN+)
Charleston Southern at East Carolina
(6 p.m., ESPN+)
Navy at Houston *
UTSA at Memphis
South Florida at BYU
SMU at TCU
UAB at Tulane
Arkansas State at Tulsa

FRIDAY, OCTOBER 1

Houston at Tulsa * (7:30 p.m., ESPN)

SATURDAY, OCTOBER 2

Memphis at Temple * (Noon)
Cincinnati at Notre Dame (2:30 p.m. NBC)
UCF at Navy * (3:30 p.m., CBSSN)
Tulane at East Carolina *
SMU at South Florida *

THURSDAY, OCTOBER 7

Houston at Tulane * (7:30 p.m., ESPN)

FRIDAY, OCTOBER 8

Temple at Cincinnati * (7 p.m., ESPN)

SATURDAY, OCTOBER 9

SMU at Navy * (3:30 p.m., CBSSN)
East Carolina at UCF *
Memphis at Tulsa *

THURSDAY, OCTOBER 14

Navy at Memphis * (7:30 p.m., ESPN)

SATURDAY, OCTOBER 16

UCF at Cincinnati *
Tulsa at South Florida *

THURSDAY, OCTOBER 21

Tulane at SMU * (7:30 p.m., ESPN)

FRIDAY, OCTOBER 22

Memphis at UCF * (7 p.m., ESPN2)

SATURDAY, OCTOBER 23

Cincinnati at Navy * (Noon, ABC/ESPN/ESPN2)
East Carolina at Houston *
Temple at South Florida *

THURSDAY, OCTOBER 28

South Florida at East Carolina *
(7:30 p.m., ESPN)

FRIDAY, OCTOBER 29

Navy at Tulsa * (7:30 p.m., ESPN2)

SATURDAY, OCTOBER 30

UCF at Temple *
Cincinnati at Tulane *
SMU at Houston *

SATURDAY, NOVEMBER 6

Navy at Notre Dame (3:30 p.m., NBC)
Tulane at UCF *
Tulsa at Cincinnati *
Temple at East Carolina *
Houston at South Florida *
SMU at Memphis *

FRIDAY, NOVEMBER 12

Cincinnati at South Florida * (6 p.m., ESPN2)

SATURDAY, NOVEMBER 13

UCF at SMU *
East Carolina at Memphis *
Houston at Temple *
Tulsa at Tulane *

FRIDAY, NOVEMBER 19

Memphis at Houston * (9 p.m., ESPN2)

SATURDAY, NOVEMBER 20

East Carolina at Navy * (3:30 p.m., CBSSN)
UConn at UCF
SMU at Cincinnati *
South Florida at Tulane *
Temple at Tulsa *

FRIDAY, NOVEMBER 26

South Florida at UCF *
(3:30 or 7 p.m., ABC/ESPN)

SATURDAY, NOVEMBER 27

Houston at UConn (Noon, CBSSN)
Cincinnati at East Carolina * ^
Tulane at Memphis * ^
Navy at Temple *
Tulsa at SMU * ^

SATURDAY, DECEMBER 4

American Athletic Conference Championship
(ABC)

SATURDAY, DECEMBER 11

Navy vs. Army (3 p.m., CBS) 3

* American Athletic Conference game

^ or Friday, Nov. 26

1 Bank of America Stadium, Charlotte, N.C. | 2 NRG Stadium, Houston, Texas | 3 MetLife Stadium, East Rutherford, N.J.

All times Eastern; all dates and times subject to change. Additional television listings will be announced as they become available.

The American 2021 Bowl Lineup



Military Bowl presented by Peraton

American vs. ACC
Navy-Marine Corps Memorial Stadium
Annapolis, Md.



Lockheed Martin Armed Forces Bowl

(2020, 2022, 2024)
American / Army / C-USA
Amon G. Carter Stadium
Fort Worth, Texas



Hawaii Bowl

(2021, 2023, 2025)
American / Army / C-USA
Rainbow Stadium,
Honolulu, Hawaii



Fenway Bowl

ACC / Notre Dame vs. American
Fenway Park
Boston, Mass.

Four Selections from the Following Bowls...



Tropical Smoothie Cafe Frisco Bowl

American / C-USA / MAC / MWC
Toyota Stadium
Frisco, Texas



Cure Bowl

American / MAC / Sun Belt
Exploria Stadium
Orlando, Fla.



RoofClaim.com Boca Raton Bowl

American / C-USA / MWC
FAU Stadium
Boca Raton, Fla.



Union Home Mortgage Gasparilla Bowl

American / ACC / SEC
Raymond James Stadium
Tampa, Fla.



TicketSmarter Birmingham Bowl

Legion Field
Birmingham, Ala.



SERVPRO First Responder Bowl

American / ACC / Big 12
Gerald J. Ford Stadium • Dallas, Texas



Myrtle Beach Bowl

American / MAC / Sun Belt
Brooks Stadium
Conway, SC

If the American Athletic Conference Champion is the highest-ranked team among the champions of Conference USA, Mid-American Conference, Mountain West and the Sun Belt Conference, it would play in a New Year's Six Bowl Game.

2021-22 College Football Bowl Schedule

DATE	BOWL GAME	MATCHUP	SITE	Time	TV
Dec. 17	Bahamas Bowl	C-USA vs. MAC	Nassau Bahamas	12:00 pm	ESPN
Dec. 17	Cure Bowl	AAC/C-USA/MAC/SBY/Army	Orlando, Fla.	6:00 pm	ESPN2
Dec. 18	RoofClaim.com Boca Raton Bowl	AAC/C-USA/MAC/SBC/Army	Boca Raton, Fla.	11:00 am	ESPN
Dec. 18	New Mexico Bowl	AAC/C-USA/MWC	Albuquerque, NM	2:15 pm	ESPN
Dec. 18	Radiance Tech. Independence Bowl	Army vs. Pac-12	Shreveport, La.	3:30 pm	ABC
Dec. 18	Lending Tree Bowl	MAC vs. Sun Belt	Mobile, Ala.	5:45 pm	ESPN
Dec. 18	Jimmy Kimmel LA Bowl	Pac-12 vs. MWC	Inglewood, Calif.	7:30 pm	ABC
Dec. 18	R+L Carriers New Orleans Bowl	C-USA vs. Sun Belt	New Orleans, La.	9:15 pm	ESPN
Dec. 20	Myrtle Beach Bowl	AAC/MAC/Sun Belt	Conway, SC	2:30 pm	ESPN
Dec. 21	Famous Idaho Potato Bowl	MAC vs. MWC	Boise, Idaho	3:30 pm	ESPN
Dec. 21	Tropical Smoothie Café Frisco Bowl	AAC/C-USA/MAC/MWC/SBC	Frisco, Texas	7:30 pm	ESPN
Dec. 22	Lockheed Martin Armed Forces Bowl	AAC/Army/C-USA	Fort Worth, Texas	TBA	ESPN
Dec. 23	Union Home Mortgage Gasparilla Bowl	AAC/ACC/SEC	Tampa, Fla.	7:00 pm	ESPN
Dec. 24	Hawaii Bowl	MWC vs. AAC	Honolulu, Hawaii	8:00 pm	ESPN
Dec. 25	Camellia Bowl	MAC vs. Sun Belt	Montgomery, Ala.	2:30 pm	ESPN
Dec. 27	Quick Lane Bowl	Big 10 vs. MAC	Detroit, Mich.	11:00 am	ESPN
Dec. 27	Military Bowl	ACC vs. AAC	Annapolis, Md.	2:30 pm	ESPN
Dec. 28	TicketSmarter Birmingham Bowl	AAC vs. SEC	Birmingham, Ala.	12:00 pm	ESPN
Dec. 28	SERVPRO First Responder Bowl	AAC/ACC/Big 12	Dallas, Texas	3:15 pm	ESPN
Dec. 28	AutoZone Liberty Bowl	Big 12 vs. SEC	Memphis, Tenn.	6:45 pm	ESPN
Dec. 28	SDCCU Holiday Bowl	ACC vs. Pac-12	San Diego, Calif.	8:00 pm	FOX
Dec. 28	Guaranteed Rate Bowl	Big 12 vs. Big 10	Phoenix, Ariz.	10:15 pm	ESPN
Dec. 29	Fenway Bowl	ACC/Notre Dame vs. AAC	Boston, Mass.	11:00 am	ESPN
Dec. 29	New Era Pinstripe Bowl	ACC vs. Big 10	Bronx, NY	2:15 pm	ESPN
Dec. 29	Cheez-It Bowl	ACC vs. Big 12	Orlando, Fla.	5:45 pm	ESPN
Dec. 29	Valero Alamo Bowl	Big 12 vs. Pac-12	San Antonio, Texas	9:15 pm	ESPN
Dec. 30	Duke's Mayo Bowl	ACC vs. SEC	Charlotte, NC	11:30 am	ESPN
Dec. 30	TransPerfect Music City Bowl	Big 10 vs. SEC	Nashville, Tenn.	3:00 pm	ESPN
Dec. 30	Chick-fil-A Peach Bowl	At-Large vs. At-Large	Atlanta, Ga.	7:00 pm	ESPN
Dec. 30	SRS Distribution Las Vegas Bowl	Pac-12 vs. SEC	Las Vegas, Nev.	10:30 pm	ESPN
Dec. 31	Capital One Orange Bowl	SEMIFINAL GAME	Miami Gardens, Fla.	3:30/7:30 pm	ESPN
Dec. 31	Goodyear Cotton Bowl	SEMIFINAL GAME	Arlington, Texas	3:30/7:30 pm	ESPN
Dec. 31	TaxSlayer Gator Bowl	ACC vs. SEC	Jacksonville, Fla.	11:00 am	ESPN
Dec. 31	Tony the Tiger Sun Bowl	ACC vs. Pac-12	El Paso, Texas	12:30 pm	CBS
Jan. 1	Outback Bowl	SEC vs. Big 10/ACC	Tampa, Fla.	12:00 pm	ESPN2
Jan. 1	Playstation Fiesta Bowl	At-Large vs. At-Large	Glendale, Ariz.	1:00 pm	ESPN
Jan. 1	Vrbo Citrus Bowl	Big 10 vs. SEC	Orlando, Fla.	1:00 pm	ABC
Jan. 1	Rose Bowl	Big 10 vs. Pac-12	Pasadena, Calif.	5:00 pm	ESPN
Jan. 1	Allstate Sugar Bowl	Big 12 vs. SEC	New Orleans, La.	8:45 pm	ESPN
Jan. 4	Mercari Texas Bowl	Big 12 vs. SEC	Houston, Texas	TBA	ESPN
Jan. 10	CFP National Championship	Semifinal Winners	Indianapolis, Ind.	8:00 pm	ESPN
TBA	Offerpad Arizona Bowl	MAC vs. MWC	Tucson, Ariz.	TBA	TBA
TBA	Redbox Bowl	Big 10 vs. Pac-12	Santa Clara, Calif.	TBA	TBA

Times listed are Eastern Time Zone

A photograph of two young men standing in front of a brick wall. The man on the left is wearing a white Adidas t-shirt and an orange and black jacket, looking up and to the right with a smile. The man on the right is wearing a dark blue Adidas hoodie, looking down and to the left. The text "CREATORS CLUB" is overlaid in large white letters in the center of the image.

CREATORS CLUB

JOIN THE CLUB. GET REWARDED.

On the field, court, or campus, your creativity is our inspiration; the adidas Creators Club is the membership program that unlocks the best of adidas. Join the community today, start earning points and get rewarded.

Become a member today, checkout
adidas.com/CreatorsClub





INTRO

PLAYERS

STAFF

REVIEW

AMERICAN ATHLETIC
CONFERENCE

OPPONENTS

HISTORY

RECORDS

The Ohio State Buckeyes played for the FBS National Championship last year.


OPPONENTS




INSIDE



2021 Opponents 88-90

Series History Against 2021

Opponents 91-92

GAME 1	QUICK FACTS	MEDIA INFO	TEAM INFO	2021 SCHEDULE
 <p>UC DAVIS Thursday • September 2 • 6:30 pm (CT) H.A. Chapman Stadium ESPN+</p>	<p>Location: Davis, Calif. Founded: 1905 Enrollment: 39,629 Nickname: Aggies Colors: Blue & Gold Conference: Big Sky Athletics Director: Rocko DeLuca Stadium: UC Davis Health Stadium (10,849) Head Coach: Dan Hawkins (US Davis '84), 4th year Record at School: 23-18, 3 years Career Record: 134-80 (19 years)</p>	<p>Football SID: Mark Honbo Office Phone: 530.752.8050 Cell Phone: 530.979.1744 E-Mail: mwhonbo@ucdavis.edu Facebook: /UCDavisfootball Athletic Twitter: @UCDavisAggies Football Twitter: @UCDfootball</p> <p>www.UCDavisaggies.com</p>	<p>2020 Record: 3-2 2020 Conference Record: 3-2 (3rd place - Tie) 2020 Bowl Appearance: none Lettermen Returning/Lost: 81/5 Starters Returning: 24 (11 Offense, 10 Defense, 3 Specialists) Primary Offense: Pro Style Primary Defense: 3-4</p>	<p>Sept. 2 at Tulsa Sept. 11 at San Diego Sept. 18 DIXIE STATE Sept. 25 at Weber State* Oct. 2 IDAHO* Oct. 9 at Idaho State* Oct. 16 NORTHERN COLORADO* Oct. 23 at Cal Poly* Nov. 6 at Northern Arizona* Nov. 13 EASTERN WASHINGTON* Nov. 20 SACRAMENTO STATE*</p> <p><i>*Big Sky Conference</i></p>
GAME 2	QUICK FACTS	MEDIA INFO	TEAM INFO	2021 SCHEDULE
 <p>OKLAHOMA STATE September 11 • 11:00 am (CT) Stillwater, Okla. FS1</p>	<p>Location: Stillwater, Okla. Founded: 1890 Enrollment: 24,649 Nickname: Cowboys Colors: Orange & Black Conference: Big 12 Athletics Director: Chad Weiberg Stadium: Boone Pickens Stadium (55,509) Head Coach: Mike Gundy (Oklahoma State '90), 17th year Record at School: 137-67 (16 years) Career Record: same</p>	<p>Football SID: Sean Maguire Office Phone: 405.744.6963 Cell Phone: 405.401.7907 E-Mail: sean.maguire@okstate.edu Facebook: /OSUathletics Athletic Twitter: @OSUathletics Football Twitter: @CowboyFB</p> <p>www.OKstate.com</p>	<p>2020 Record: 8-3 2020 Conference Record: 6-3 (4th place) 2020 Bowl Appearance: Cheez-It Bowl (OSU 37, Miami 34) Lettermen Returning/Lost: 50/14 Starters Returning: 17 (5 Offense, 9 Defense, 3 Specialists) Primary Offense: Spread Primary Defense: Multiple</p>	<p>Sept. 4 MISSOURI STATE Sept. 11 TULSA Sept. 18 at Boise State Sept. 25 KANSAS STATE* Oct. 2 BAYLOR* Oct. 16 at Texas* Oct. 23 at Iowa State* Oct. 30 KANSAS* Nov. 6 at West Virginia* Nov. 13 TCU* Nov. 20 at Texas Tech* Nov. 27 OKLAHOMA*</p> <p><i>*Big 12 Conference</i></p>
GAME 3	QUICK FACTS	MEDIA INFO	TEAM INFO	2021 SCHEDULE
 <p>OHIO STATE September 18 • 2:30 pm (CT) Columbus, Ohio FS1</p>	<p>Location: Columbus, Ohio Founded: 1870 Enrollment: 57,466 Nickname: Buckeyes Colors: Scarlet & Gray Conference: Big 10 Athletics Director: Gene Smith Stadium: Ohio Stadium (102,780) Head Coach: Ryan Day (New Hampshire '02), 3rd year Record at School: 23-2 (2 years) Career Record: same</p>	<p>Football SID: Jerry Emig Office Phone: 614.688.0343 Cell Phone: 614.203.2766 E-Mail: emig.2@osu.edu Facebook: /Buckeyes Athletic Twitter: @OhioStateAthletics Football Twitter: @OhioStFB</p> <p>www.OhioStateBuckeyes.com</p>	<p>2020 Record: 7-1 2020 Conference Record: 5-0 (1st place) 2020 Postseason: National Championship Game (Alabama 52, Ohio State 24) Lettermen Returning/Lost: 49/25 Starters Returning: 12 (6 Offense, 5 Defense, 1 Specialist) Primary Offense: Pro Style Spread Primary Defense: Multiple</p>	<p>Sept. 2 at Minnesota* Sept. 11 OREGON Sept. 18 TULSA Sept. 25 AKRON Oct. 2 at Rutgers* Oct. 9 MARYLAND* Oct. 23 at Indiana* Oct. 30 PENN STATE* Nov. 6 at Nebraska* Nov. 13 PURDUE* Nov. 20 MICHIGAN STATE* Nov. 27 at Michigan*</p> <p><i>*Big 10 Conference</i></p>
GAME 4	QUICK FACTS	MEDIA INFO	TEAM INFO	2021 SCHEDULE
 <p>ARKANSAS STATE September 25 • TBA H.A. Chapman Stadium TV TBA</p>	<p>Location: Jonesboro, Ark. Founded: 1909 Enrollment: 13,709 Nickname: Red Wolves Colors: Scarlet & Black Conference: Sun Belt Athletics Director: Tom Bowen Stadium: Centennial Bank Stadium (30,382) Head Coach: Butch Jones (Ferris State '90), 1st year Record at School: 0-0 Career Record: 84-54 (11 years)</p>	<p>Football SID: Jerry Scott Office Phone: 870.972.3405 Cell Phone: 870.243.6021 E-Mail: jscott@astate.edu Facebook: /ASStateRedWolves Athletic Twitter: @ASStateRedWolves Football Twitter: @ASStateFB</p> <p>www.AStateRedWolves.com</p>	<p>2020 Record: 4-7 2020 Conference Record: 2-6 (3rd place, West Division) 2020 Bowl Appearance: none Lettermen Returning/Lost: 60/21 Starters Returning: 17 (6 Offense, 9 Defense, 2 Specialists) Primary Offense: Multiple Primary Defense: Multiple</p>	<p>Sept. 4 CENTRAL ARKANSAS Sept. 11 MEMPHIS Sept. 18 at Washington Sept. 25 at Tulsa Oct. 2 at Georgia Southern* Oct. 7 COASTAL CAROLINA* Oct. 21 LOUISIANA* Oct. 30 at South Alabama* Nov. 6 APPALACHIAN STATE* Nov. 13 at Louisiana-Monroe* Nov. 20 at Georgia State* Nov. 27 TEXAS STATE*</p> <p><i>*Sun Belt Conference</i></p>
GAME 5	QUICK FACTS	MEDIA INFO	TEAM INFO	2021 SCHEDULE
 <p>HOUSTON Friday • October 1 • 6:30 pm H.A. Chapman Stadium ESPN</p>	<p>Location: Houston, Texas Founded: 1927 Enrollment: 46,000 Nickname: Cougars Colors: Scarlet & White Conference: American Athletic VP of Athletics: Chris Pezman Stadium: TDECU Stadium (40,000) Head Coach: Dana Holgorsen (Iowa Wesleyan '93), 3rd year Record at School: 7-13 (2 years) Career Record: 68-54 (10 years)</p>	<p>Football SID: Tyler Pigg Office Phone: 713.743.9409 Cell Phone: 334.750.0791 E-Mail: tepigg@central.uh.edu Facebook: /HoustonCougarFootball Athletic Twitter: @UHCougars Football Twitter: @UHCougarFB</p> <p>www.UHCougars.com</p>	<p>2020 Record: 3-5 2020 Conference Record: 3-3 (6th place) 2020 Bowl Appearance: none Lettermen Returning/Lost: 46/16 Starters Returning: 20 (8 Offense, 9 Defense, 3 Specialists) Primary Offense: Spread Primary Defense: 4-3</p>	<p>Sept. 4 TEXAS TECH Sept. 11 at Rice Sept. 18 GRAMBLING Sept. 24 NAVY* Oct. 1 at Tulsa* Oct. 7 at Tulane* Oct. 23 EAST CAROLINA* Oct. 30 SMU* Nov. 6 at USF* Nov. 13 at Temple* Nov. 19 MEMPHIS* Nov. 27 at UConn</p> <p><i>*American Athletic Conference</i></p>

GAME 6	QUICK FACTS	MEDIA INFO	TEAM INFO	2021 SCHEDULE
 <p>MEMPHIS October 9 • TBA HOMECOMING H.A. Chapman Stadium TV TBA</p>	<p>Location: Memphis, Tenn. Founded: 1912 Enrollment: 22,044 Nickname: Tigers Colors: Blue & Gray Conference: American Athletic Athletics Director: Laird Veatch Stadium: Liberty Bowl Stadium (56,862) Head Coach: Ryan Silverfield (Hampden-Sydney College '03), 2nd year Record at School: 8-4 (1 year) Career Record: same</p>	<p>Football SID: Scott Burns Office Phone: 901.678.2335 Cell Phone: 812.322.5285 E-Mail: scott.burns@memphis.edu Facebook: /TigersAthletics Athletic Twitter: @TigersAthletics Football Twitter: @MemphisFB</p> <p>www.GoTigersGo.com</p>	<p>2020 Record: 8-3 2020 Conference Record: 5-3 (3rd Place - Tie) 2020 Bowl Appearance: Montgomery Bowl (Memphis 25, FAU 10) Lettermen Returning/Lost: 57/29 Starters Returning: 16 (7 Offense, 9 Defense, 0 Specialists) Primary Offense: Multiple Primary Defense: Multiple</p>	<p>Sept. 4 NICHOLLS STATE Sept. 11 at Arkansas State Sept. 18 MISSISSIPPI STATE Sept. 25 UTSA Oct. 2 at Temple* Oct. 9 at Tulsa* Oct. 14 NAVY* Oct. 22 at UCF* Nov. 6 SMU* Nov. 13 EAST CAROLINA* Nov. 19 at Houston* Nov. 26/27 TULANE*</p> <p><i>*American Athletic Conference</i></p>
GAME 7	QUICK FACTS	MEDIA INFO	TEAM INFO	2021 SCHEDULE
 <p>USF October 16 • TBA Tampa, Fla. TV TBA</p>	<p>Location: Tampa, Fla. Founded: 1956 Enrollment: 50,830 Nickname: Bulls Colors: Green & Gold Conference: American Athletic Athletics Director: Michael Kelly Stadium: Raymond James Stadium (65,857) Head Coach: Jeff Scott (Clemson '03), 2nd year Record at School: 1-8 Career Record: 0-0</p>	<p>Football SID: Brian Siegrist Office Phone: 813.974.4086 Cell Phone: 813.293.3897 E-Mail: siegrist@usf.edu Facebook: /SouthFloridaFootball Athletic Twitter: @USFAthletics Football Twitter: @USFFootball</p> <p>www.GoUSFBulls.com</p>	<p>2020 Record: 1-8 2020 Conference Record: 0-7 (11th place) 2020 Bowl Appearance: none Lettermen Returning/Lost: 54/16 Starters Returning: 20 (9 Offense, 10 Defense, 1 Specialist) Primary Offense: Spread, Multiple Primary Defense: Multiple</p>	<p>Sept. 2 at North Carolina State Sept. 11 FLORIDA Sept. 18 FLORIDA A&M Sept. 25 at BYU* Oct. 2 at SMU* Oct. 16 TULSA* Oct. 23 TEMPLE* Oct. 28 at East Carolina* Nov. 6 HOUSTON* Nov. 12 CINCINNATI* Nov. 20 at Tulane* Nov. 26 at UCF*</p> <p><i>*American Athletic Conference</i></p>
GAME 8	QUICK FACTS	MEDIA INFO	TEAM INFO	2021 SCHEDULE
 <p>NAVY Friday • October 29 • 6:30 pm H.A. Chapman Stadium ESPN</p>	<p>Location: Annapolis, Md. Founded: 1845 Enrollment: 4,400 Nickname: Midshipmen Colors: Navy Blue & Gold Conference: American Athletic Athletics Director: Chet Gladchuk Stadium: Navy-Marine Corps Memorial Stadium (34,000) Head Coach: Ken Niumatalolo (Hawaii '89), 14th year Record at School: 101-67 (13 years) Career Record: same</p>	<p>Football SID: Scott Strasemeier Office Phone: 410.293.8775 Cell Phone: 443.336-.9023 E-Mail: sstrasem@usna.edu Facebook: /Navyathletics Athletic Twitter: @NavyAthletics Football Twitter: @NavyFB</p> <p>www.NavySports.com</p>	<p>2020 Record: 3-7 2020 Conference Record: 3-4 (7th place) 2020 Bowl Appearance: none Lettermen Returning/Lost: 43/27 Starters Returning: 15 (5 Offense, 8 Defense, 2 Specialists) Primary Offense: Spread Triple Option Primary Defense: Multiple</p>	<p>Sept. 4 MARSHALL Sept. 11 AIR FORCE Sept. 25 at Houston* Oct. 2 UCF* Oct. 9 SMU* Oct. 14 at Memphis* Oct. 23 CINCINNATI* Oct. 29 at Tulsa* Nov. 6 at Notre Dame Nov. 20 EAST CAROLINA* Nov. 27 at Temple* Dec. 11 vs. Army</p> <p><i>*American Athletic Conference</i></p>
GAME 9	QUICK FACTS	MEDIA INFO	TEAM INFO	2021 SCHEDULE
 <p>CINCINNATI November 6 • TBA Cincinnati, Ohio TV TBA</p>	<p>Location: Cincinnati, Ohio Founded: 1819 Enrollment: 46,798 Nickname: Bearcats Colors: Red & Black Conference: American Athletic Athletics Director: John Cunningham Stadium: Nippert Stadium (40,000) Head Coach: Luke Fickell (Ohio State '97), 5th year Record at School: 35-14 (4 years) Career Record: 41-21 (5 years)</p>	<p>Football SID: Ryan Koslen Office Phone: 513.556.5191 Cell Phone: 513.497.3132 E-Mail: ryan.koslen@uc.edu Facebook: /GoBearcats Athletic Twitter: @GoBearcats Football Twitter: @GoBearcatsFB</p> <p>www.GoBearcats.com</p>	<p>2020 Record: 9-1 2020 Conference Record: 6-0 (1st place - Tie; AAC Champions) 2020 Bowl Appearance: Peach Bowl (Georgia 24, Cincinnati 21) Lettermen Returning/Lost: 52/28 Starters Returning: 17 (7 Offense, 8 Defense, 2 Specialists) Primary Offense: Multiple Primary Defense: Multiple</p>	<p>Sept. 4 MIAMI (Ohio) Sept. 11 MURRAY STATE Sept. 18 at Indiana Oct. 2 at Notre Dame Oct. 8 TEMPLE* Oct. 16 UCF* Oct. 23 at Navy* Oct. 30 at Tulane* Nov. 6 TULSA* Nov. 12 at USF* Nov. 20 SMU* Nov. 27 at East Carolina*</p> <p><i>*American Athletic Conference</i></p>
GAME 10	QUICK FACTS	MEDIA INFO	TEAM INFO	2021 SCHEDULE
 <p>TULANE November 13 • TBA New Orleans, La. TV TBA</p>	<p>Location: New Orleans, La. Founded: 1834 Enrollment: 13,581 Nickname: Green Wave Colors: Olive Green & Sky Blue Conference: American Athletic Athletics Director: Troy Dannen Stadium: Yulman Stadium (30,000) Head Coach: Willie Fritz (Pittsburg State '83), 6th year Record at School: 29-33 (4 years) Career Record: 183-102 (24 years)</p>	<p>Football SID: Tom Symonds Office Phone: 504.862.8249 Cell Phone: 504.407.7349 E-Mail: tsymonds@tulane.edu Facebook: TulaneFootball Athletic Twitter: @Tulaneathletics Football Twitter: @GreenWaveFB</p> <p>www.TulaneGreenWave.com</p>	<p>2020 Record: 6-6 2020 Conference Record: 3-5 (8th place - Tie) 2020 Bowl Appearance: Famous Idaho Potato Bowl (Nevada 38, Tulane 27) Lettermen Returning/Lost: 53/16 Starters Returning: 19 (9 Offense, 7 Defense, 3 Specialists) Primary Offense: Multiple Primary Defense: Multiple</p>	<p>Sept. 2 at Oklahoma Sept. 11 MORGAN STATE Sept. 18 at Ole Miss Sept. 25 UAB Oct. 2 at East Carolina* Oct. 7 HOUSTON* Oct. 21 at SMU* Oct. 30 CINCINNATI* Nov. 6 at UCF* Nov. 13 TULSA* Nov. 20 USF* Nov. 27 at Memphis*</p> <p><i>*American Athletic Conference</i></p>

GAME 11	QUICK FACTS	MEDIA INFO	TEAM INFO	2021 SCHEDULE
 <p>TEMPLE November 20 • TBA H.A. Chapman Stadium TV TBA</p>	<p>Location: Philadelphia, Pa. Founded: 1884 Enrollment: 41,000 Nickname: Owls Colors: Cherry & White Conference: American Athletic Athletics Director: Fran Dunphy Stadium: Lincoln Financial Field (59,596) Head Coach: Rod Carey (Indiana '94), 3rd year Record at School: 9-11 (2 years) Career Record: 68-41 (8 years)</p>	<p>Football SID: Rich Burg Office Phone: 215.204.0876 Cell Phone: 215.356.3952 E-Mail: rich.burg@temple.edu Facebook: /TempleOwls Athletic Twitter: @TempleOwls Football Twitter: @Temple_FB</p> <p>www.OwlSports.com</p>	<p>2020 Record: 1-6 2020 Conference Record: 1-6 (10th place) 2020 Bowl Appearance: none Lettermen Returning/Lost: 50/26 Starters Returning: 15 (6 Offense, 6 Defense, 3 Specialists) Primary Offense: Pro Style Primary Defense: 4-3</p>	<p>Sept. 2 at Rutgers Sept. 11 at Akron Sept. 18 BOSTON COLLEGE Sept. 25 WAGNER Oct. 2 MEMPHIS* Oct. 8 at Cincinnati* Oct. 23 at USF* Oct. 30 UCF* Nov. 6 at East Carolina* Nov. 13 HOUSTON* Nov. 20 at Tulsa* Nov. 27 NAVY*</p> <p><i>*American Athletic Conference</i></p>
GAME 12	QUICK FACTS	MEDIA INFO	TEAM INFO	2021 SCHEDULE
 <p>SMU November 27 • TBA Dallas, Texas TV TBA</p>	<p>Location: Dallas, Texas Founded: 1911 Enrollment: 11,739 Nickname: Mustangs Colors: Red & Blue Conference: American Athletic Athletics Director: Rick Hart Stadium: Gerald J. Ford Stadium (32,000) Head Coach: Sonny Dykes (Texas Tech '93), 4th year Record at School: 22-14 (3 years) Career Record: 63-59 (10 years)</p>	<p>Football SID: Lindsey Olsen Office Phone: 214.768.4970 Cell Phone: 847.344.0389 E-Mail: lmolsen@smu.edu Facebook: /SMUMustangs Athletic Twitter: @SMUMustangs Football Twitter: @SMU_Football</p> <p>www.SMUMustangs.com</p>	<p>2020 Record: 7-3 2020 Conference Record: 4-3 (5th place) 2020 Bowl Appearance: Tropical Smoothie Cafe Frisco Bowl vs. UTSA – Canceled Lettermen Returning/Lost: 56/25 Starters Returning: 23 (10 Offense, 11 Defense, 2 Specialists) Primary Offense: Multiple Primary Defense: Multiple</p>	<p>Sept. 4 ABILENE CHRISTIAN Sept. 11 NORTH TEXAS Sept. 18 at Louisiana Tech Sept. 25 at TCU Oct. 2 USF* Oct. 9 at Navy* Oct. 21 TULANE* Oct. 30 at Houston* Nov. 6 at Memphis* Nov. 13 UCF* Nov. 20 at Cincinnati* Nov. 26/27 TULSA*</p> <p><i>*American Athletic Conference</i></p>



Tulsa's defense comes up with a turnover.

Series History Against 2021 Opponents

UC DAVIS FIRST MEETING

OKLAHOMA STATE

74 games
OSU leads series 42-27-5

Year	Winner	Score	Site
1914	OSU	13-6	Stillwater
1915	Tie	0-0	Stillwater
1916	Tulsa	17-13	Tulsa
1917	OSU	41-2	Stillwater
1918	OSU	33-0	Tulsa
1919	Tie	7-7	Stillwater
1920	Tulsa	20-14	Tulsa
1922	schools mutually agreed to cancel game		
1926	Tulsa	28-0	Tulsa
1927	Tulsa	28-26	Stillwater
1928	Tulsa	31-0	Stillwater
1929	OSU	20-0	Stillwater
1930	OSU	13-7	Tulsa
1931	OSU	7-6	Tulsa
1932	Tie	0-0	Tulsa
1933	OSU	7-0	Tulsa
1934	Tulsa	19-0	Tulsa
1935	Tulsa	12-0	Tulsa
1936	Tulsa	13-0	Tulsa
1937	Tulsa	27-0	Tulsa
1938	Tulsa	20-7	Tulsa
1939	OSU	9-7	Tulsa
1940	Tulsa	19-6	Tulsa
1941	Tulsa	16-0	Stillwater
1942	Tulsa	34-6	Tulsa
1943	Tulsa	55-6	Tulsa
1944	OSU	46-40	Tulsa
1945	#11 OSU	12-6	Stillwater
1946	Tulsa	20-18	Tulsa
1947	Tulsa	13-0	Stillwater
1948	OSU	19-0	Stillwater
1949	Tie	13-13	Stillwater
1950	Tulsa	27-13	Tulsa
1951	Tulsa	35-7	Stillwater
1952	Tulsa	23-21	Tulsa
1953	OSU	28-14	Stillwater
1954	OSU	12-0	Tulsa
1955	OSU	14-0	Stillwater
1956	Tie	14-14	Tulsa
1957	OSU	28-13	Stillwater
1958	Tulsa	24-16	Tulsa
1959	OSU	26-0	Stillwater
1960	OSU	28-7	Tulsa
1961	OSU	26-0	Stillwater
1962	OSU	17-7	Tulsa
1963	OSU	33-24	Stillwater
1964	Tulsa	61-14	Tulsa
1965	OSU	17-14	Stillwater
1976	OSU	33-21	Stillwater
1977	#20 OSU	34-17	Tulsa
1981	OSU	23-21	Stillwater
1982	Tulsa	25-15	Tulsa
1983	OSU	9-0	Stillwater
1984	#10 OSU	31-7	Tulsa
1985	#6 OSU	25-13	Stillwater
1986	Tulsa	27-23	Tulsa
1987	OSU	39-28	Stillwater
1988	OSU	56-35	Stillwater
1989	Tulsa	20-10	Tulsa
1990	OSU	10-3	Stillwater
1991	Tulsa	13-7	Tulsa
1992	OSU	24-19	Stillwater
1993	OSU	16-10	Tulsa
1994	OSU	17-10	Stillwater
1995	Tulsa	24-23	Tulsa
1996	OSU	30-9	Stillwater
1998	Tulsa	35-20	Tulsa
1999	OSU	46-9	Stillwater
2000	OSU	36-26	Tulsa
2004	OSU	38-21	Stillwater
2010	OSU	65-28	Stillwater
2011	#7 OSU	59-33	Tulsa
2017	#10 OSU	59-24	Stillwater
2019	OSU	40-21	Tulsa
2020	#11 OSU	16-7	Stillwater

Last meeting: Sept. 19, 2020 @ Stillwater (OSU 16, Tulsa 7)
Tulsa at home: 22-16-2
Tulsa at Stillwater: 5-26-3
Last win at Tulsa: Sept. 12, 1998 (Tulsa 35, OSU 20)
Last win at Stillwater: Nov. 3, 1951 (Tulsa 37, OSU 7)
Most points by Tulsa: 61, Oct. 31, 1964 (Tulsa 61, OSU 14 @ Tulsa)
Most points by OSU: 65, Sept. 18, 2010 (OSU 65, Tulsa 28 @ Stillwater)
Largest Tulsa margin of victory: 49, Nov. 6, 1943 (Tulsa 55, OSU 6 @ Tulsa)
Largest OSU margin of victory: 39, Nov. 17, 1917 (OSU 41, Tulsa 2 @ Stillwater)
Longest Tulsa win streak: 5 games
Longest OSU win streak: 8 games (current streak)

OHIO STATE

1 game
Ohio State leads 1-0-0

Year	Winner	Score	Site
2016	#4 OSU	48-3	Columbus

Last meeting: Sept. 10, 2016 at Columbus (OSU 48, Tulsa 3)
Tulsa at home: 0-0-0
Tulsa at Columbus: 0-1-0
Last win at Tulsa: n/a
Last win at Columbus: none
Most points by Tulsa: 3, Sept. 10, 2016 (OSU 48, Tulsa 3 @ Columbus)
Most points by Ohio State: 48, Sept. 10, 2016 (OSU 48, Tulsa 3 @ Columbus)
Largest Tulsa margin of victory: none
Largest Ohio State margin of victory: 45, Sept. 10, 2016 (OSU 48, Tulsa 3)
Longest Tulsa win streak: none
Longest Ohio State win streak: 1 game

ARKANSAS STATE

5 games
ASU leads series 3-2-0

Year	Winner	Score	Site
1978	Tulsa	21-20	Tulsa
1981	Arkansas State	31-7	Jonesboro
2002	Arkansas State	21-19	Jonesboro
2003	Tulsa	54-7	Tulsa
2018	Arkansas State	29-20	Tulsa

Last meeting: Sept. 15, 2018 @ Tulsa (ASU 29, Tulsa 20)
Tulsa at home: 2-1-0
Tulsa at Jonesboro: 0-2-0
Last win at Tulsa: Sept. 20, 2003 (Tulsa 54, ASU 7)
Last win at Jonesboro: none
Most points by Tulsa: 54, Sept. 20, 2003 (Tulsa 54, ASU 7 @ Tulsa)
Most points by ASU: 31, Nov. 21, 1991 (ASU 31, Tulsa 7 @ Jonesboro)
Largest Tulsa margin of victory: 47, Sept. 20, 2003 (Tulsa 54, ASU 7 @ Tulsa)
Largest ASU margin of victory: 24, Nov. 21, 1991 (ASU 31, Tulsa 7 @ Jonesboro)
Longest Tulsa win streak: 1 game
Longest ASU win streak: 2 games

HOUSTON

44 games
Houston leads series 25-19-0

Year	Winner	Score	Site
1950	Tulsa	28-21	Houston
1951	Tulsa	46-27	Tulsa
1952	Houston	33-7	Houston
1953	Tulsa	23-21	Tulsa
1954	Houston	20-7	Houston
1955	Tulsa	17-14	Tulsa
1956	Houston	14-0	Houston
1957	Houston	13-7	Tulsa
1958	Tulsa	25-20	Houston
1959	Houston	22-13	Tulsa
1960	Tulsa	26-16	Houston
1961	Houston	14-2	Tulsa
1962	Houston	35-31	Houston
1963	Tulsa	22-21	Tulsa

1964	Tulsa	31-23	Houston
1965	Tulsa	14-0	Houston
1966	Houston	73-14	Houston
1967	Tulsa	22-13 (#10)	Tulsa
1968	#11 Houston	100-6	Houston
1969	Houston	47-14	Tulsa
1970	Houston	21-9	Houston
1972	Houston	21-0	Tulsa
1973	#14 Houston	35-16	Houston
1974	Tulsa	30-14 (#15)	Tulsa
1975	Houston	42-30	Houston
1985	Tulsa	31-24	Tulsa
1986	Tulsa	24-14	Houston
1988	Houston	82-28	Houston
1992	Tulsa	28-25	Tulsa
1993	Tulsa	38-24	Houston
2005	Houston	30-23	Tulsa
2006	Houston	27-10	Houston
2007	Tulsa	56-7	Tulsa
2008	Houston	70-30	Houston
2009	#13 Houston	46-45	Tulsa
2010	Tulsa	28-25	Houston
2011	#7 Houston	48-16	Tulsa
2012	Tulsa	41-7	Houston
2014	Houston	38-28	Houston
2015	Houston	38-24	Tulsa
2016	#12 Houston	38-31	Houston
2017	Tulsa	45-17	Tulsa
2018	Houston	41-26	Houston
2019	Houston	24-14	Tulsa

Last meeting: Nov. 23, 2019 @ Tulsa (Houston 24, Tulsa 14)
Tulsa at home: 10-10-0
Tulsa at Houston: 9-15-0
Last win at Tulsa: Oct. 14, 2017 (Tulsa 45, Houston 17)
Last win at Houston: Nov. 10, 2012 (Tulsa 41, Houston 7)
Most points by Tulsa: 56, Nov. 10, 2007 (Tulsa 56, Houston 7 @ Tulsa)
Most points by Houston: 100, Nov. 23, 1968 (Houston 100, Tulsa 6 @ Houston)
Largest Tulsa margin of victory: 49, Nov. 10, 2007 (Tulsa 56, Houston 7 @ Tulsa)
Largest Houston margin of victory: 94, Nov. 23, 1968 (Houston 100, Tulsa 6 @ Houston)
Longest Tulsa win streak: 3 games
Longest Houston win streak: 5 games

MEMPHIS

30 games
Memphis leads series 19-11-0

Year	Winner	Score	Site
1961	Memphis	48-12	Tulsa
1963	Memphis	28-15	Tulsa
1964	Tulsa	19-7	Tulsa
1965	Tulsa	32-28	Tulsa
1966	Memphis	6-0	Memphis
1968	Memphis	32-6	Tulsa
1969	Memphis	42-24	Memphis
1970	Tulsa	27-12	Tulsa
1972	Memphis	49-21	Memphis
1973	Memphis	28-16	Memphis
1975	Memphis	16-14	Tulsa
1976	Tulsa	16-14	Tulsa
1987	Memphis	14-0	Tulsa
1988	Memphis	26-20	Memphis
1990	Memphis	22-10	Tulsa
1991	Tulsa	33-28	Memphis
1992	Memphis	30-25	Tulsa
1993	Tulsa	23-19	Memphis
1994	Memphis	42-18	Tulsa
1995	Memphis	10-7	Memphis
2005	Tulsa	37-31 (OT)	Tulsa
2006	Tulsa	35-14	Memphis
2009	Tulsa	33-30 (OT)	Tulsa
2010	Tulsa	48-7	Memphis
2014	Memphis	40-20	Memphis
2015	#17 Memphis	66-42	Tulsa
2016	Tulsa	59-30	Memphis
2017	#21 Memphis	41-14	Tulsa
2018	Memphis	47-21	Memphis
2019	#25 Memphis	42-41	Tulsa

Last meeting: Oct. 26, 2019 @ Tulsa (Memphis 42, Tulsa 41)
Tulsa at home: 6-11-0
Tulsa at Memphis: 5-8-0
Last win at Tulsa: Nov. 27, 2009 (Tulsa 33, Memphis 30 - OT)
Last win at Memphis: Oct. 29, 2016 (Tulsa 59, Memphis 30)

Most points by Tulsa: 59, Oct. 29, 2016 (Tulsa 59, Memphis 30 @ Memphis)
Most points by Memphis: 66, Oct. 23, 2015 (Memphis 66, Tulsa 42 @ Tulsa)
Largest Tulsa margin of victory: 41, Oct. 2, 2010 (Tulsa 48, Memphis 7 @ Memphis)
Largest Memphis margin of victory: 36, Sept. 23, 1961 (Memphis 48, Tulsa 12 @ Tulsa)
Longest Tulsa win streak: 4 games
Longest Memphis win streak: 3 games

USF

4 games
USF leads series 3-1-0

Year	Winner	Score	Site
2014	USF	38-30	Tulsa
2017	#23 USF	27-20	Tampa
2018	#23 USF	25-24	Tampa
2020	Tulsa	42-13	Tampa

Last meeting: Oct. 23, 2020 @ Tampa (Tulsa 42, USF 13)
Tulsa at home: 0-1-0
Tulsa at Tampa: 1-2-0
Last win at Tulsa: none
Last win at Tampa: Oct. 23, 2020 (Tulsa 42, USF 13)
Most points by Tulsa: 42, Oct. 23, 2020 (Tulsa 42, USF 13 @ Tampa)
Most points by USF: 38, Oct. 18, 2014 (USF 38, Tulsa 30 @ Tulsa)
Largest Tulsa margin of victory: 29, Oct. 23, 2020 (Tulsa 42, USF 13 @ Tampa)
Largest USF margin of victory: 8, Oct. 18, 2014 (USF 38, Tulsa 30 @ Tulsa)
Longest Tulsa win streak: 1 game
Longest USF win streak: 3 games

NAVY

8 games
Navy leads series 6-2-0

Year	Winner	Score	Site
2004	Navy	29-0	Tulsa
2006	Tulsa	24-23 (OT)	Annapolis
2015	#16 Navy	44-21	Tulsa
2016	Navy	42-40	Annapolis
2017	Navy	31-21	Tulsa
2018	Navy	37-29	Annapolis
2019	Navy	45-17	Tulsa
2020	Tulsa	19-6	Annapolis

Last meeting: Dec. 5, 2020 @ Annapolis (Tulsa 19, Navy 6)
Tulsa at home: 0-4-0
Tulsa at Annapolis: 2-2-0
Last win at Tulsa: none
Last win at Annapolis: Dec. 5, 2020 (Tulsa 19, Navy 6)
Most points by Tulsa: 40, Nov. 12, 2016 (Navy 42, Tulsa 40 @ Annapolis)
Most points by Navy: 45, Oct. 12, 2019 (Navy 45, Tulsa 17 @ Tulsa)
Largest Tulsa margin of victory: 13, Dec. 5, 2020 (Tulsa 19, Navy 6 @ Annapolis)
Largest Navy margin of victory: 29, Sept. 18, 2004 (Navy 29, Tulsa 0 @ Tulsa)
Longest Tulsa win streak: 1 game
Longest Navy win streak: 5 games

CINCINNATI

35 games
Tulsa leads series 17-16-2

Year	Winner	Score	Site
1946	Tulsa	20-0	Tulsa
1951	Cincinnati	47-35	Cincinnati
1952	Tie	14-14	Tulsa
1953	Cincinnati	14-7	Tulsa
1954	Cincinnati	40-7	Cincinnati
1955	Tie	21-21	Tulsa
1956	Cincinnati	7-6	Cincinnati
1957	Tulsa	12-7	Tulsa
1958	Cincinnati	15-6	Cincinnati
1959	Tulsa	14-7	Tulsa
1960	Tulsa	34-3	Cincinnati
1961	Tulsa	19-0	Tulsa
1962	Tulsa	24-18	Cincinnati
1963	Cincinnati	21-15	Tulsa
1964	Cincinnati	28-23	Cincinnati

1965	Tulsa	49-8	Tulsa
1966	Tulsa	13-0	Cincinnati
1967	Tulsa	35-6	Cincinnati
1968	Tulsa	34-27	Cincinnati
1969	Tulsa	40-24	Tulsa
1970	Tulsa	7-3	Tulsa
1973	Tulsa	16-13	Tulsa
1975	Tulsa	24-16	Tulsa
1976	Cincinnati	16-7	Cincinnati
1977	Cincinnati	28-0	Cincinnati
1978	Tulsa	27-26	Cincinnati
1980	Tulsa	31-13	Tulsa
1993	Cincinnati	22-15	Tulsa
1994	Cincinnati	28-13	Cincinnati
1995	Cincinnati	24-5	Tulsa
1997	Cincinnati	33-24	Cincinnati
2015	Cincinnati	49-38	Cincinnati
2016	Tulsa	40-37/OT	Tulsa
2019	#21 Cincinnati	24-13	Cincinnati
2020	#6 Cincinnati	27-24%	Cincinnati

% American Athletic Conference Championship Game

Last meeting: Dec. 19, 2020 @ Cincinnati (Cincinnati 27, Tulsa 24)
Tulsa at home: 11-4-2
Tulsa at Cincinnati: 6-12-0
Last win at Tulsa: Nov. 25, 2016 (Tulsa 40, Cincinnati 37 OT)
Last win at Cincinnati: Oct. 21, 1978 (Tulsa 27, Cincinnati 26)
Most points by Tulsa: 49, Oct. 23, 1965 (Tulsa 49, Cincinnati 8 @ Tulsa)
Most points by Cincinnati: 49, Nov. 14, 2015 (Cincinnati 49, Tulsa 38 @ Cincinnati)
Largest Tulsa margin of victory: 41, Oct. 23, 1965 (Tulsa 49, Cincinnati 8 @ Tulsa)
Largest Cincinnati margin of victory: 33, Oct. 2, 1954 (Cincinnati 40, Tulsa 7 @ Cincinnati)
Longest Tulsa win streak: 8 games
Longest Cincinnati win streak: 5 games

TULANE

17 games
Tulsa leads series 12-5-0

Year	Winner	Score	Site
1968	Tulane	25-15	New Orleans
2005	Tulsa	38-14	Monroe, La.
2006	Tulsa	38-3	Tulsa
2007	Tulsa	49-25	New Orleans
2008	Tulsa	56-7	Tulsa
2009	Tulsa	37-13	New Orleans
2010	Tulsa	52-24	Tulsa
2011	Tulsa	31-3	New Orleans
2012	Tulsa	45-10	Tulsa
2013	Tulane	14-7	New Orleans
2014	Tulsa	38-31 (2OT)	Tulsa
2015	Tulsa	45-34	New Orleans
2016	Tulsa	50-27	Tulsa
2017	Tulane	62-28	New Orleans
2018	Tulane	24-17	Tulsa
2019	Tulane	38-26	New Orleans
2020	Tulsa	30-24 (2OT)	Tulsa

Last meeting: Nov. 19, 2020 @ Tulsa (Tulsa 30, Tulane 24/2OT)
Tulsa at home: 7-1-0
Tulsa at New Orleans: 4-4-0
Tulsa at Neutral Site: 1-0-0 @ Monroe, La.
Last win at Tulsa: Nov. 19, 2020 (Tulsa 30, Tulane 24/2OT)
Last win at New Orleans: Nov. 27, 2015 (Tulsa 45, Tulane 34)
Most points by Tulsa: 56, Nov. 22, 2008 (Tulsa 56, Tulane 7 @ Tulsa)
Most points by Tulane: 62, Oct. 7, 2017 (Tulane 62, Tulsa 28 @ New Orleans)
Largest Tulsa margin of victory: 49, Nov. 22, 2008 (Tulsa 56, Tulane 7 @ Tulsa)
Largest Tulane margin of victory: 34, Oct. 7, 2017 (Tulane 62, Tulsa 28 @ New Orleans)
Longest Tulsa win streak: 8 games
Longest Tulane win streak: 3 games

TEMPLE

5 games
Temple leads series 3-2-0

Year	Winner	Score	Site
1987	Tulsa	24-17	Philadelphia
1988	Tulsa	15-10	Tulsa
2014	Temple	35-24	Philadelphia
2017	Temple	43-22	Tulsa
2018	Temple	31-17	Philadelphia

Last meeting: Sept. 20, 2018 at Philadelphia (Temple 31, Tulsa 17)
Tulsa at home: 1-1-0
Tulsa at Philadelphia: 1-2-0
Last win at Tulsa: Nov. 19, 1988 (Tulsa 15, Temple 10)
Last win at Philadelphia: Oct. 10, 1987 (Tulsa 24, Temple 17)
Most points by Tulsa: 24, Oct. 10, 1987 (Tulsa 24, Temple 17 @ Philadelphia); Oct. 11, 2014 (Temple 35, Tulsa 24 @ Philadelphia)
Most points by Temple: 43, Nov. 25, 2017 (Temple 43, Tulsa 22 @ Tulsa)
Largest Tulsa margin of victory: 7, Oct. 10, 1987 (Tulsa 24, Temple 17 @ Philadelphia)
Largest Temple margin of victory: 21, Nov. 25, 2017 (Temple 43, Tulsa 22 @ Tulsa)
Longest Tulsa win streak: 2 games
Longest Temple win streak: 3 games

SMU

27 games
SMU leads series 15-12-0

Year	Winner	Score	Site
1935	SMU	14-0	Tulsa
1943	Tulsa	20-7	Dallas
1991	Tulsa	31-26	Dallas
1996	SMU	17-10	Dallas
1997	SMU	42-41	Tulsa
1998	SMU	33-3	Dallas
1999	SMU	28-14	Tulsa
2000	SMU	24-20	Dallas
2001	SMU	24-14	Tulsa
2002	SMU	24-21	Dallas
2003	Tulsa	35-16	Tulsa
2004	SMU	41-35 (OT)	Dallas
2005	Tulsa	20-13	Tulsa
2006	SMU	34-24	Dallas
2007	Tulsa	29-23	Tulsa
2008	Tulsa	37-31	Dallas
2009	SMU	27-13	Tulsa
2010	SMU	21-18	Dallas
2011	Tulsa	38-7	Tulsa
2012	SMU	35-27	Dallas
2014	Tulsa	38-28	Tulsa
2015	Tulsa	40-31	Dallas
2016	Tulsa	43-40 (OT)	Tulsa
2017	SMU	38-34	Dallas
2018	Tulsa	27-24	Tulsa
2019	#24 SMU	43-37 (OT)	Dallas
2020	Tulsa #19	28-24	Tulsa

Last meeting: Nov. 14, 2020 @ Tulsa (Tulsa 28, SMU 24)
Tulsa at home: 8-5-0
Tulsa at Dallas: 4-10-0
Last win at Tulsa: Nov. 14, 2020 (Tulsa 28, SMU 24)
Last win at Dallas: Oct. 31, 2015 (Tulsa 40, SMU 31)
Most points by Tulsa: 43, Oct. 7, 2016 (Tulsa 43, SMU 40 @ Tulsa)
Most points by SMU: 43, Oct. 5, 2019 (SMU 43, Tulsa 37 OT @ Dallas)
Largest Tulsa margin of victory: 31, Oct. 29, 2011 (Tulsa 38, SMU 7 @ Tulsa)
Largest SMU margin of victory: 30, Nov. 7, 1998 (SMU 33, Tulsa 3 @ Dallas)
Longest Tulsa win streak: 3 games
Longest SMU win streak: 7 games

National Ranking for opponent is listed before team name if a win; if a loss the national ranking is listed after the winning team.



In August 2021, Drew Pearson became the fourth former Tulsa football player to be inducted into the Pro Football Hall of Fame. Pearson was nicknamed “Mr. Clutch” during his 11-year career with the Dallas Cowboys.

HISTORY

INSIDE

Tulsa Football Historical Review.....	94-103	Tulsa’s Pro Draftees.....	116-117
Hurricane Bowl History.....	104-110	Hurricane in All-Star Games.....	118
Retired Jerseys.....	111	Current NFL/CFL Players.....	118
National Awards.....	112	Tulsa’s Conference History.....	119
Pro Football Hall of Fame Inductees.....	112	Conference Honors.....	121
All-Americans.....	113-115	All-Conference Selections.....	120-122



1895: THE LEGACY BEGINS

The legacy of Tulsa football began when the Bacone School for Indians and Henry Kendall College, which later became The University of Tulsa, did battle in 1895. It was one of the first football games in the Indian Territory and the game caused a lot of excitement within the student bodies of each school as well as the citizens of the Territory.

People in Indian Territory were excited by the prospects of having football in the area, but no one really understood how the game was played. The Kendall team didn't even actually have a coach in that first season. A young transfer student from Springfield, Missouri, named Norman Leard stepped up to the task.

Although there was no score recorded, Kendall College won the only game the team played that year.

Football struggled to gain its prominence at the college. The college played only 19 games between 1900 and 1910. No teams were fielded in 1903, 1904, 1906, 1907 or 1911.

Kendall College's reappearance on the collegiate football scene in 1912 came at a time when the game itself was becoming modernized. New rules altered the game. Offenses were allowed four downs to make 10 yards. The length of the playing field was reduced from 110 to 100 yards, and most importantly, the 20-yard limit on forward passes was removed.

By 1914, the resurrection of Kendall College football was in full swing and two men helped spur that along. Sam McBirney, a Tulsa banker, and Francis Schmidt came on the scene. In 1914, McBirney led the team to a 7-2 record with five shutout victories, and followed that season with a 6-1-1 record in 1915.

It wasn't just McBirney who jump-started the football program. Ivan Grove, who was one player instrumental in building the Kendall football program, was the key to undefeated seasons of 1916 and 1919. He quarterbacked the Presbyterians from 1914 through 1916, and again in 1919.

During the 1916 season, Grove and receivers Virgil Jones and Madison "Puny" Blevins developed the controversial "tower play". The play called for Jones and Blevins to sprint down field, Blevins would stop, lift Jones onto his shoulders, and Grove would toss the ball to Jones. At that time, there were no rules against such a play. But it only worked once for the Kendallites in a 117-0 thrashing of Missouri School of Mines.

That was the type of domination Kendall experienced in 1916. The season ended with Kendall producing an undefeated 10-0 record, and laying claim to the unofficial title of "state champions."

While the team turned in their uniforms that season, a few Tulsa businessmen wanted one more game for the Kendall team, against the fabulous Irish of Notre Dame. How close Kendall came to playing Notre Dame in the finale of the 1916 season probably will never be known, but a definite move was underway with some of the town's wealthiest oilmen reportedly backing the promotion.


Prior to the 1917 season, McBirney went back to his bank, and Schmidt, an assistant coach under McBirney, went to fight in World War I, as did a number of players. As a result, the 1917 season was a rough one for Kendall College.

Hal Medford took the coaching reins, but enrollment dropped drastically as did the male population. With only two varsity players available, Medford took the initiative to recruit players from Kendall Academy to fill the roster. The team had many weak areas and Medford had a hard time finding players to strengthen those areas. The team went without a win, thus it was called "the season that fell victim to the Kaiser's war."

By 1919, the Presbyterians were back in full force and primed for a comeback. Schmidt came back from the war ready to coach, and McBirney joined him as an assistant coach this time. All the players from previous years were back now, including Grove, and optimism was high.



Henry Kendall College 1916 Football Team



Tulsa versus Arkansas, 1920.

The team played nine games, but only three were seen as serious threats — Oklahoma, Oklahoma A&M and Arkansas. The powerful Kendall team with Grove, John Young, Benton Springer, Harry Miller and Vergil Jones back in 1919, pummeled its first opponent, Oklahoma Baptist. Kendall scored 22 touchdowns and 20 conversions to amass a 152-0 victory.

Tulsa went on to defeated two of its main rivals, including 27-0 against Oklahoma and a 63-7 victory over Arkansas. Tulsa and Oklahoma A&M tied 7-7.

By the turn of the century, Henry Kendall College was on the map as a team to reckon with on the field.

THE GLORIOUS TWENTIES

Schmidt took Henry Kendall College into the new decade with another undefeated season in 1920, the third such season in the brief history of the school. Kendall outscored its opponents in 1920, 621 to 21 points.

As the decade progressed, changes ranging from coaching to the name of the university itself altered the face of Kendall football.

The first thing to change was the actual name of the university. On February 8, 1921, The University of Tulsa was born. The administration of Kendall College believed that by taking on the name of the city, more support from its citizens would follow. This change was met with immediate increases in donations, thus proving its effectiveness.

Schmidt, who led the 1921 team to a 6-3 record, was preparing for the 1922 season when he was named the head coach at the University of Arkansas.

Enter the name Howard Acher. When he took over the position, Acher saw great potential in his team and wanted to publicize it by creating a new identity with a new nickname. Sports writers and others had called the school by any number of names from the Presbyterians to the Orange and Black, to the Kendallites.

After an opening day win against a strong Texas Christian University team in 1922, Acher put his mind to work. The press had claimed that the Kendall football team blew through its opponents like a tornado. So, it figured that Tornadoes, would be the nickname with "golden" added to identify the color of the uniforms. However, it was later found that Georgia Tech had claimed that name, so from tornado it was evolved meteorologically to a hurricane. Thus the squad voted, and the name "Golden Hurricane" became the new team moniker with the gold added because of the jersey color.


TU lived up to its nickname as the Golden Hurricane blew through the Texas A&M defense in the next game with pass after pass from quarterback Rex Thomas. TU won its first game as the Golden Hurricane by a score of 13-10.

A perfect 9-0 record in was followed with two straight losing seasons, and after the 1924 season Acher resigned his position as head coach. His replacement was quite a shock to everyone as Elmer "Gloomy Gus" Henderson was chosen to take over the coaching reins. The selection of Henderson wasn't as much of a surprise as was his acceptance of the offer. He was coming from a program at the University of Southern California where, "one All American was in the game, and his substitute on the bench was an All American." No one could understand why he would leave such a program. But the reason was simple, his lucrative contract at Tulsa.

Known as "Gloomy Gus" because of his pessimism when speaking for publication, he found success easy at Tulsa. He taught his team five new formations, and put the team back on its feet after only three wins over the previous two seasons. His first few seasons resulted in 13 wins and four losses, and by 1927, Golden Hurricane football was well on its way to recovery.

In 1928, prosperity in America and the success of Tulsa football, inspired Henderson to dream of a new stadium. He took his dream to the rich oilmen of Tulsa, and they supported it. A short time later, Henderson saw his dream come true. The University of Tulsa football team had a new home to go along with the new philosophy and nickname.

The first game in Skelly Stadium was played on Oct. 4, 1930. Tulsa defeated Arkansas 26-6.



TULSA FOOTBALL GETS A NEW HOME

The 1930 season saw Coach Henderson's dream of a new home for Tulsa football become a reality. Though the Depression had hit hard, the need for a new stadium was growing by the day.

McNulty Park, the original home of the Golden Hurricane, had become archaic by modern collegiate standards. In actuality, it was a baseball field that only measured 90 yards. This meant teams had to cross the goal line once, place the ball back on the 10 yard line, and cross the goal line again in order to score.

By 1930, the new stadium had been approved and funding for the \$300,000 project had been acquired, so there could be no stopping. The stadium was built to hold 15,000 spectators, and the north and south ends were left open for future growth. Capacity now stands at 40,235. The stadium was named after William G. Skelly, a local oilman, who donated \$125,000 to the project. The balance was raised by Tulsa businessmen by organizing the Stadium Corporation of Tulsa.

The stadium was dedicated at the 1930 season opener against Arkansas. The Golden Hurricane christened their new home with a 26-6 victory.



Coach Frnka pictured with Glenn Dobbs, 1941.

One of the mainstays for the Golden Hurricane during this transition was Chet Benefiel who played for TU from 1928 to 1931. The halfback's exploits on the football field was said to have spurred the support for TU football that resulted in the building of Skelly Field. Benefiel earned honorable mention All-America honors in 1930, and captained two teams. He was Oklahoma Back of the Year in 1929, and was selected to the All-Oklahoma team in 1929 and 1930.

As the Hurricane adapted to its new surroundings, the team's prosperity grew. Henderson's 1933 team was the highlight of the decade.

The Golden Hurricane played seven games that season, posting victories over rivals Oklahoma, Kansas and Arkansas. The Hurricane also soundly beat Oklahoma Central, Washburn and George Washington. The lone setback TU suffered was at the hands of Texas A&M. Wins over such strong competition caused the team of 1933 to be called one of the best in Tulsa football history.

When Henderson decided to leave his coaching post in 1935, TU went in search of a successor. What they found was yet another Rose Bowl champion coach from Southern Methodist University named Vic Hurt. At first, Hurt didn't accept the position, but with some persuasive recruiting talk and a visit to campus, he accepted.

Hurt's tenure lasted three seasons and after the 1938 season, he stepped down to take the head coaching post at Kansas.

Former TU player Chet Benefiel moved up from his freshman coaching position to be Hurt's successor. In 1940, Benefiel led the Hurricane to share the Missouri Valley Conference Championship in 1940. However, his contract was not renewed for the next season. As a result, Tulsa hired Henry Frnka who would lead the Hurricane through one of the most successful decades in Tulsa football history.

TULSA GOES TO FIVE STRAIGHT NEW YEARS DAY BOWL GAMES — THE FIRST SCHOOL TO ACCOMPLISH THAT FEAT

The 1940s saw great development in the strength and notoriety of the University of Tulsa Golden Hurricane. Players like Glenn Dobbs, Sax Judd, Bobby Jack Stuart and N.A. Keithley, combined with the coaching of Frnka meant five straight bowl berths. Tulsa became the first school to go to five straight New Years Day Bowl Games, starting with the Sun Bowl on January 1, 1942. Two Sugar Bowls, the Orange Bowl and Oil Bowl followed.

Frnka brought a fervent love of the game and a strong desire to learn as much as he could about the game to Tulsa. He built a national football powerhouse en route to a career record of 40-9-2 in his five years.

The bowl appearances began in 1941 as the Hurricane posted a 7-2 regular season record. By early December, there had been no talk of a bowl bid for the Hurricane. A 13-6 loss to Arkansas seemed to have dashed any bowl dreams the team may have had. However, on December 4, word came that TU had in fact been invited to the Sun Bowl to play Texas Tech in El Paso, Texas on January 1, 1942.

Tech was favored in the game, but that fact did not intimidate the Hurricane. As the waning minutes of the game approached and the game still scoreless, Dobbs connected with Judd who fell over the goal line for the games only points. Tulsa emerged victorious from its first bowl game.


Tulsa's bowl dynasty gained strength in 1942. At the end of the regular season, the Hurricane had the only perfect record in college football going at 10-0.

It had been rumored that the Hurricane was in line for the Rose Bowl, but when the invitation came, it was from New Orleans and the Sugar Bowl. Tulsa's opponent would be Tennessee.

Tulsa struck first in that January 1, 1943 game. On TU's second possession, Dobbs went to work picking apart the Vols' defense to put the Hurricane on top 6-0. As the game went on, TU saw its lead dissipate. The Volunteers pulled to within one point just before halftime.

A safety and another Tennessee touchdown in the second half gave the Vols a 14-7 victory, and ending Tulsa's hope of going 11-0 on the season and being

1941 Tulsa Football Team, First Bowl Team



able to claim the nation's number one ranking. Tulsa ended the season 10-1 and ranked fourth in the nation.

The 1943 season saw Tulsa receive a second straight invitation to the Sugar Bowl. This time the opponent would be Georgia Tech.

After the Tulsa offense failed to gain a first down, Clyde LeForce faked a field goal and threw the ball to Ed Shedlosky for a 6-0 Tulsa lead on the first Hurricane possession. At the start of the second quarter, TU struck again on a Jimmy Ford 76-yard touchdown run putting TU in command 12-0. Then, the Yellow Jackets got on the scoreboard making it a 12-7 game. By halftime, the score stood at 18-7.

As the second half began, the Yellow Jackets began a comeback that broke the backs of the Hurricane. Tech quickly scored a touchdown to bring the score to 18-13. A 78-yard drive hammered the final nail in the Hurricane's coffin as the game ended in a 20-18 heartbreaking defeat.

As the next season took shape, TU was looking good for a fourth straight bowl game. Tulsa's wish came true when the Hurricane received word that they'd have a chance to avenge the previous year's bowl loss to Georgia Tech. This time Tulsa would face Tech in the Orange Bowl on January 1, 1945.

Tulsa scored two first quarter touchdowns and added a third TD in the third quarter before Tech was able to get on the scoreboard. Tech had a third period score and each team scored once more in the final quarter, as Tulsa held on for a 26-14 win.


Coming off that bowl victory, TU was hungry for another, and that hunger grew as the 1945 season began. Hopes of another big bowl appearance were strong, but setbacks near the end of the season deflated those hopes somewhat. However, Tulsa impressed the Oil Bowl selection committee enough with a 20-18 win over Hondo Air Base in the regular season finale to earn a bowl bid. Thus, the Golden Hurricane found itself in its fifth straight bowl game playing Georgia.

The Oil Bowl game was close throughout, as each team capitalized on turnovers and the score stayed 7-6 until the fourth quarter, when the Bulldogs scored 13 of their 20 points in that quarter. Tulsa came out on the short end of a 20-6 battle.

Although that loss ended Tulsa's bowl appearances for a time, the accomplishment of having gone to five straight bowl games put The University of Tulsa on the college football map. The Frnka era also ended with the Oil Bowl game. But, his contributions to Tulsa kept alive a tradition of quality football that ranks with some of the best in the country that carried into the 1950s.

THE BOWL LEGACY CONTINUES

J.O. "Buddy" Brothers moved into the head coaching position in 1946 and took the Hurricane program into the 1950s, but not before posting a 9-1 record in 1946. Tulsa hit a low point in 1948 with an 0-9-1 record, but two years later Tulsa bounced back with a 9-1-1 mark in 1950.



Ellis Jones, a one armed guard, was named as a Football All-American in 1945.

The highlight of the 1950s was Tulsa's visit to the Gator Bowl following the 1952 season where they met a strong Florida team. That season, the Hurricane posted an 8-2-1 record as TU renewed their bowl tradition.

Several players played key roles in the success of that 1952 team. Of course, it all started with inspiration from Coach Brothers, who was born with no left hand. He inspired his players with his courage and determination not to allow his handicap to get in the way. Tom Ham, a player for Brothers on that 1952 team, once said "coach Brothers showed his toughness every day at practice." His toughness spurred the Hurricane to success in 1952.

Coach Brothers was voted Missouri Valley Coach of the Year in 1949 and 1951. His Hurricane teams had a career record of 26-5-1, winning two Missouri Valley Conference championships.


Tulsa was also blessed with exceptional talent in 1952. Tommy Hudspeth, Marvin Matuszak and Howard Waugh were tri-captains. Hudspeth was

a strong defensive back for the Hurricane and was selected to the All-Oklahoma decade football team of the 1950s.

Matuszak, hailed as one of the best linemen in Tulsa history, was the first Hurricane player to twice be named first team All-America. Waugh was a record-setting running back. He led the nation in rushing with 1,372 yards and averaging 6.8 yards per rush.

These three men led a strong Hurricane team into the Florida game. From the time the Hurricane took the field against Florida in the Gator Bowl, they knew they were in for a battle. Florida scored the first time they had the ball, and again on a 37-yard pass play in the second quarter.

When TU took the field for the second half, the Hurricane constructed a drive of 73 yards for their first score pulling the Hurricane within a touchdown at



1953 Gator Bowl Football Team

14-7. Tulsa's second scoring drive covered 46 yards, capped by Waugh leaping into the end zone after the Hurricane recovered a fumble at the Gators' 46-yard line. However, Tom Miner's PAT went wide left leaving Florida with a one-point lead, 14-13.

TU had one final scoring opportunity after another Florida fumble with six minutes remaining in the game. The Hurricane traveled to the Gators' 4-yard line, but had to settle for a field goal attempt that missed, allowing Florida to hold on for a 14-13 victory. Although Tulsa lost that bowl game, the 1952 team and those previous to it had some of the best players in Tulsa history.

PASSING WAS THE NAME OF THE GAME IN THE 1960S

As the 1960s took shape, Glenn Dobbs became the head football coach at his alma mater in 1961. Dobbs revitalized Tulsa's passing attack making the Hurricane offense a threat whenever it took the field. Tulsa led the nation in passing for five straight seasons — 1962, 1963, 1964, 1965 and 1966.

Although the 1963 season produced only a 5-5 record, Tulsa's offense, spearheaded by quarterback Jerry Rhome, averaged 199.3 yards passing per contest.

Until 1964, college football was dominated by running attacks. The nation saw Tulsa's vaunted offensive attack in 1964 as the best passing team the nation had ever seen.

For 30 years teams avoided passing the ball because they thought running the ball was a better way to play the game.

What took years for college football to develop, Rhome and company obliterated in two years. In 1964, the Rhome-Twilley connection broke 20 NCAA records for total offense, passing, receiving and scoring. The notoriety those impressive statistical numbers gave the two Hurricane standouts helped lead them to back-to-back Heisman Trophy runner-up finishes, Rhome in 1964 and Twilley in 1965.

Dobbs obviously didn't believe in the ground attack philosophy. He was one of the Hurricane's most prolific passers himself, so it's no wonder he brought his aerial philosophy back to Tulsa. Under Dobbs' guidance, the Hurricane offense passed 52 percent of the time, well above the 29 percent Tulsa's opponents were averaging.

Behind that strong offense, the 1964 team won all but two regular season games leaving the Hurricane with an 8-2 record and an invitation to the Bluebonnet Bowl in Houston, Texas to face Mississippi.

In that game, Tulsa dominated with its passing game as the Hurricane came from behind to re-establish themselves as a strong bowl team by winning 14-7,

and finishing the season with a 9-2 mark.

The 1965 season saw a quarterback named Billy Guy Anderson rise up to lead the Hurricane. It wasn't long before Anderson started breaking the records Rhome had set the year before. Anderson was the nation's leading passer as he took Tulsa to yet another Bluebonnet Bowl.


Twilley was more of a threat than ever as he put his team and NCAA records of the previous year to shame. He caught 134 passes for 1,779 yards and 16 touchdowns in 1965, and came up just short in the Heisman Trophy balloting, as did Rhome the year before, finishing second to USC's Mike Garrett.

The Golden Hurricane went into the Bluebonnet Bowl against Tennessee with an 8-2 record hoping to repeat the success of its previous Bluebonnet Bowl appearance. However, things were rough for the Hurricane this time, as Tulsa could cross the Volunteers' 20-yard line only twice.

Tennessee jumped out to a 14-0 lead as they capitalized on two Tulsa fumbles. They also returned a punt for a third score, and turned an interception into their fourth score. The volunteers put the game out of reach on their last touchdown in the third quarter. Tennessee won the game 27-6.

In the 1960s, Tulsa took the collegiate passing game to a level never seen before. The Hurricane averaged nearly 318 yards in 1964, and increased that average to 346 yards a year later. Under the tutelage of Dobbs, it was Rhome, Anderson and Twilley who helped revolutionize the way college football was played.

Lineman Marvin Matuszak (1951) was Tulsa's first two-time All-American.



NFL TALENT FLOURISHES

The 1970s continued the wealth of talent going through the Hurricane program and entering the professional ranks. Some of the players Tulsa turned out that decade went into the NFL and became legends of the game. Names like Steve Largent and Drew Pearson went on to successful careers in the NFL.

When F.A. Dry took over as head coach at mid-season 1972, replacing Claude Gibson after six games, he was faced with the immediate challenge of creating an understanding of his philosophy. That philosophy. He believed that strong organization was key the to a successful team.

From the moment Dry took the helm, things began to improve for the Hurricane. His first game came the night after he accepted the head coaching position. Before that game, TU had gone 1-5, but upset Louisville and won its final two games to post a 3-2 record under Dry, and 4-7 on the year. It would be the only year during Dry's four-and-a-half year tenure, that the Hurricane would suffer a losing season. A year later, Dry led Tulsa to a 6-5 record and first place in the Missouri Valley Conference.

The 1976 season was the highlight of the Dry Era as he coached the team to a 7-4 record, a Missouri Valley Conference championship, and a berth in the first Independence Bowl where the Hurricane faced McNeese State University.

Things looked promising for the Hurricane at first as they constructed a 65-yard drive capped by a Thomas Bailey one-yard jaunt into the end zone for the first TU score, but at halftime, Tulsa clung to a slight 7-6 lead.

As the second half started, McNeese State produced a 65-yard scoring drive of their own, topped with a two-point conversion giving them the lead 14-7. The Hurricane scored on a blocked field goal attempt, but the PAT was no good, so the Hurricane stayed a point shy of the lead at 14-13.

After Tulsa made a fourth quarter 38-yard field goal to go ahead 16-14, TU seemed to have the game in the palm of their hands, but McNeese State answered by putting together an 80-yard scoring drive during the final two minutes that put the Hurricane down to defeat 20-16.

Dry made great strides in revitalizing Hurricane football. During his tenure, he posted a 31-18-1 record, and coached many standout players. Twenty-seven of them went into the pro ranks most of which were drafted.

Skelly Stadium was expanded to 40,235 seats in 1964.



One player who wasn't drafted, turned out to be one of the best NFL receivers of all-time. Drew Pearson signed a free agent contract in 1972 with the Dallas Cowboys where he established himself as one of the best receivers in National Football League history.

After two years as Tulsa's quarterback, he went to the receiving end of the ball and led TU to the Missouri Valley Conference championship in 1971. As a receiver for the Hurricane, Pearson caught 55 passes for 1,119 yards placing him tenth in receiving in TU history. His senior season, Pearson averaged 20.9 yards per catch scoring five touchdowns. Pearson was signed with the Dallas Cowboys as a free agent in 1972.

Steve Largent, who would become an NFL Hall of Fame inductee, was favorably compared to Howard Twilley while at Tulsa. In 1974 and again in 1975, Largent led the nation in touchdown receptions with 14 touchdowns each year. He was a two-time selection for the all-MVC team and was named to the Associated Press second team All-American squad in 1975. Largent averaged 17.5 yards per catch for his career, and caught 51 passes for 1,000 yards his senior season.

In 1977, offensive lineman Steve August was a first round draft selection of the Seattle Seahawks.

These players and others, along with the man who coached them made a mark on Tulsa football history. Some made a mark on the NFL as well. The teams of the 1970s helped Tulsa build a reputation for developing quality players who can make a difference on a team.


NO JUSTICE

John Cooper took over the Tulsa football program in 1977, and suffered through a 3-8 campaign, but in 1978 he rebounded the troops for an impressive 9-2 record.

Perhaps one of the best football teams was assembled in 1982. The only blemish on the season was a loss to nationally-ranked Arkansas. However, Tulsa's 10-1 season and top-20 national ranking was not good enough to impress Bowl scouts.

In that same season, college football fans new about a tandem of running backs at SMU, nicknamed the Pony Express ññ Eric Dickerson and Craig James. But what college football fans may not have known was that Tulsa has the only other pair of running backs in the country to rush for over for over 1,000 yards each — Micheal Gunter and Ken Lacy. In a takeoff of the Pony Express, Tulsa's tandem was dubbed the "Palomino Express".

Billy Guy Anderson passes for a school record 502 yards in a 48-20 win over Colorado State.



That season, Tulsa was not the only 10-1 team snubbed from the Bowl picture, as New Mexico was in the same situation as the Hurricane. Tulsa and New Mexico fans cried out for justice, and Justice is just what they received.

Tulsa and New Mexico would square off in the Justice Bowl on December 19, 1982. At 1:15 p.m. that afternoon, radio stations in the two cities carried the play-by-play of a fictitious matchup between the two schools. In Tulsa, the Hurricane would win the game, and in New Mexico the Lobos triumphed.

BOWL GAMES CLOSE OUT 1980S, USHER IN THE '90S

Coach Cooper enjoyed a successful tenure taking Tulsa football into the 1980s, while a former Tulsa quarterback would take Hurricane football out of the '80s and into the 1990s. When Dave Rader became head coach in 1988, he became an expansion of Tulsa football's past.

Between Cooper and Rader, Tulsa had two coaches for a total of three seasons. Don Morton was the head coach in 1985 and 1986, while George Henshaw coached the Hurricane for the 1987 season.

Under Rader, Tulsa football experienced a roller coaster ride. The highest points were two bowl games — 1989 Independence Bowl and 1991 Freedom Bowl.

In 1989, the Hurricane posted a 6-5 regular season mark, and represented the Independent Football Alliance at the Independence Bowl, where the Hurricane faced a strong Oregon team from the PAC-10. The Ducks had a second-place conference finish, and was a 16-point favorite, but TU obviously didn't gamble. TU gave the Ducks all the fight they could handle.

Tulsa struck first on a one-yard TD run from Brett Adams, but Oregon bounced back as they put together scoring drives of 54 and 79 yards of their own to take the lead 10-7. The Hurricane took a 17-10 lead into halftime on a field goal and a blocked punt return for a touchdown.

Tulsa scored once more in the third quarter to build their lead to 24-10, but Oregon came back scoring two quick touchdowns to knot the game at 24. As time wound down in the fourth period, the officials ruled against TU on a fumble recovery allowing the Ducks to continue a drive that ended with a final field goal and a victory. Though the Hurricane suffered a heartbreaking loss, that bowl game allowed TU to get back into the college football spotlight.

That spotlight continued to shine in the 1991 season as Tulsa produced a 10-2 season and a number 21 ranking in the final Associated Press football poll. A season that saw the Hurricane upset 15th-ranked Texas A&M 35-34 at Skelly Stadium, and post a come-from-behind 13-10 victory over Southern Mississippi in the "snow bowl" was capped by an invitation to the Freedom Bowl in Anaheim, California, where Tulsa met San Diego State and star running back Marshall Faulk.

At halftime, the two teams went into the locker room deadlocked at 10-10. In the second half, the Tulsa defense became a wall that the Aztecs offense couldn't penetrate, holding them to just 83 yards of total offense.

Late in the game with the Hurricane up by three points, San Diego State muffed a punt at their own eight-yard line resulting in a Tulsa recovery. Two plays later, the Hurricane scored to make the final score 28-17. That Hurricane team went down in Tulsa football history as one of only five teams to have a 10-win season.

Eight Tulsa players from that team went into the NFL, including the likes of quarterbacks T.J. Rubley and Gus Frerotte, lineman Jerry Ostroski, receiver Chris Penn, and defensive stalwarts Barry Minter and Tracy Scroggins.

Since 1991, Tulsa football has been in a transition period, moving from a football independent to the Western Athletic Conference. Tulsa became a member of the WAC in 1996, and had its best season of league play in 2001, winning four games.

Tulsa football did not enjoy much success in the 1990s but as history has proven, success was not far away.



Micheal Gunter, one half of the Palomino Express.

TULSA GOES TO EIGHT BOWL GAMES IN 12 YEARS

The Golden Hurricane won the 2005 Conference USA Championship in its first season as a league member.


The Steve Kragthorpe Era began with a bang in 2003, as the Golden Hurricane had its first winning season and first bowl appearance in 12 years. Tulsa posted an 8-5 overall record, and placed second in the WAC with a 6-2 mark.

In his first year as head coach, Kragthorpe led Tulsa to the biggest turn-around in college football with a seven-win improvement from the previous season. Tulsa made the school's 12th bowl appearance as the Hurricane played Georgia Tech in the Humanitarian Bowl on January 3, 2004. Tulsa football returned to its roots in 2003 as the Golden Hurricane became an offensive juggernaut, scoring over 30 points in seven games and averaging 30.8 points per game.

With an 8-5 record in 2003, Tulsa's seven-win improvement from the previous year was the biggest turn-around in college football for that season.

Although Tulsa only posted four wins in 2004, including two overtime losses, junior Ashlan Davis, a junior college transfer, made NCAA history becoming the first player to run-back five kickoff returns for touchdowns in a single season. He broke the previous NCAA mark of three.

Ken Lacy, the other half of the Palomino Express



Chris Penn (#86) grabs T.J. Rubley's "Hail Mary" pass late in the game to set up a game-winning field goal against Southern Mississippi in 1991.



The 2005 season began another new era for the Hurricane as Tulsa officially became a member of Conference USA on July 1, 2005. It would be a year to remember in the first as a C-USA member.

In conference action, Tulsa defeated the preseason favorite to win the C-USA East, Southern Miss, as well as the preseason #3 team in the East Division, Memphis, in the regular season en route to posting a 6-2 league record, winning the C-USA West Division title and playing in the inaugural Conference USA Football Championship Game presented by Xbox 360.

Tulsa captured a 44-27 win in the league championship game over UCF in Orlando, Florida, on Dec. 3, 2005, and received an invitation following the game to play in the AutoZone Liberty Bowl in Memphis, Tennessee.

Tulsa was matched up against former Western Athletic Conference rival Fresno State in the Liberty Bowl game. Tulsa amassed 430 yards in the game and scored 14 points in the final 10:35 of the game to capture a 31-24 victory over the Bulldogs in front of 54,894 fans.

The Hurricane finished the season with an overall 9-4 record as senior All-American Garrett Mills became the single-season receiving leader in NCAA history for tight ends.

In 2006, Tulsa made its second straight bowl appearance, a feat not accomplished since back-to-back Bluebonnet Bowl appearances in 1964 and '65. The Hurricane played in the Bell Helicopter Armed Forces Bowl and finished the season with an 8-5 record.

The 2007 campaign, the first for former Hurricane defensive coordinator Todd Graham as head coach, proved to be a record-setting season for the Golden Hurricane. Tulsa set 29 school records, 15 C-USA marks and four NCAA records, en route to leading the nation in total offense with 543.9 yards behind Wuerffel Trophy Award winner Paul Smith at quarterback. Tulsa met up with Bowling Green of the Mid-American Conference in the GMAC Bowl and came away with the largest margin of victory in NCAA Bowl history with a 63-7 win over the Falcons. With a 10-4 record, this Tulsa team became one of only six in school history to reach 10 wins.



Tulsa won the back-to-back GMAC Bowl titles after the 2007 and 2008 seasons.

A year later, the Hurricane won a school record 11 games by posting an 11-3 mark in 2008, established more school records, won the C-USA West Division title and made its' second straight appearance in the GMAC Bowl, defeating No. 22-ranked Ball State by a score of 45-13.

For the second consecutive season, Tulsa again led the nation in total offense with 569.9 yards per game. The Hurricane scored a school record 661 points, while finishing second nationally in scoring with a 47.2 average. Senior running back Tarrion Adams became the school's single-game, single-season and career record-holder for rushing, while senior placekicker Jarod Tracy set the all-time scoring record.

Only 10 times in NCAA history has a school led the nation in total offense in back-to-back years. Tulsa has done it three of those 10 times (1951-52, 1964-65, and 2007-08).

Tulsa captured its third 10-win season in four years with a 10-3 record in 2010. The season was highlighted with one of the most prestigious wins in school history, a 28-27 road win over Notre Dame, as well as a 62-35 victory against 24th-ranked Hawaii in the Sheraton Hawaii Bowl.

Receiver and kick return specialist Damaris Johnson became the NCAA's all-time record-holder for career all-purpose yards (7,796) and kickoff return yards (3,417). He went on to earn second-team Associated Press All-America honors, while Tulsa finished the season ranked 24th in the final AP poll.



The 2010 season was highlighted with one of the most prestigious wins in school history, a 28-27 road win over Notre Dame. Pictured Above: John Flanders intercepts the potential winning touchdown in the final moments to preserve the Tulsa victory.

ANOTHER 11-WIN SEASON FOR THE HURRICANE

Tulsa alumnus Bill Blankenship took over as head coach in January 2011 and encountered a schedule that featured three top-10 teams in the first four weeks of the season, including #1 Oklahoma, #7 Oklahoma State and #4 Boise State in three of the first four weeks. Tulsa faced its fourth top-10 opponent in the final regular season game of the year as No. 7 Houston handed the Hurricane a home loss.

Blankenship led the Hurricane to an 8-5 overall record in year one, making the school's seventh bowl appearance in nine years. Tulsa faced BYU at the Bell Helicopter Armed Forces Bowl, falling in the last minute by a score of 24-21.


In 2012, Blankenship's group posted seven straight victories following an opening road loss at Iowa State. Tulsa won the Conference USA Championship with an overtime win over UCF in the title game, thus setting up a second match-up against Iowa State in the 2012 AutoZone Liberty Bowl.

This time, Tulsa got the best of the Cyclones with a 31-17 victory at Liberty Bowl Stadium in Memphis, Tenn. With the win, Tulsa finished the season with an 11-3 record, tying the school mark for most wins in a season.

MONTGOMERY TAKES TULSA TO THREE MORE BOWL GAMES

Following two losing seasons, Tulsa named Baylor Offensive Coordinator Philip Montgomery as the school's new head coach. The Hurricane offense was among the nation's top units, ranking 11th for passing (333.2 ypg) and 13th for total yards (507.4 ypg) in Montgomery's first at the helm of the program

Tulsa began the 2015 season with wins over FAU and at New Mexico, before dropping a 14-point decision at #16 Oklahoma. The Hurricane needed a final quarter comeback for a 45-34 victory in the regular season finale at Tulane to become bowl eligible with a 6-6 record. In addition to Oklahoma, two more of the six losses came to nationally-ranked opponents #17 Memphis and #16 Navy, as well as one that would end the season in the final rankings, Houston.



2012 AutoZone Liberty Bowl Champions

The Hurricane returned to the postseason with a trip to Shreveport, Louisiana to face Virginia Tech in Frank Beamer's final game as the Hokies head coach. Trailing 45-21 in the second quarter, Tulsa out-scored VT 31-10 over the final 33 minutes and fell just shy in a 55-52 loss.

Despite a final 6-7 record and bowl game loss, the momentum was established to put Tulsa football back into the conversation of conference championships and consistent bowl game appearances.

A year later, Montgomery led the Hurricane to a 10-3 season and 6-2 mark for a second-place finish in the American Athletic Conference's West Division. The 2016 campaign was a record-setting season as the Hurricane became the first team in NCAA FBS/DI history with a 3,000-yard passer (Dane Evans), two 1,000-yard rushers (D'Angelo Brewer and James Flanders) and two 1,000-yard receivers (Josh Atkinson and Keevan Lucas) in the same year.

Tulsa's offense also had a school-record eight 300+ rushing games, while the Hurricane defense had 15 takeaways that led to 101 points and had improvements from a year earlier of allowing the opposition 10 less points and 110 less yards.

Tulsa put an exclamation point on the 2016 season with a 55-10 victory over Central Michigan in the Miami Beach Bowl.

In 2017, two players put themselves atop the school's career performance lists – D'Angelo Brewer became the all-time rushing leader with 3,917 yards and Redford Jones became Tulsa's career scoring leader with 319 points.

The 2020 season was one that college football will never forget as the season was altered by COVID-19. The Hurricane team had eight games affected by the pandemic, but was able to play seven regular season contests and two in the postseason.

Tulsa tied Cincinnati for the league title with a 6-0 AAC mark and went down to the final seconds in the championship game as the Bearcats knocked through a last second field goal for a 27-24 victory. The Hurricane made its third appearance in the Armed Forces Bowl to close out the season.

The campaign was highlighted by the play of the nation's Defensive Player of the year, linebacker Zaven Collins. Collins won the Bronko Nagurski, Chuck Bednarik and Lombardi Awards, while earning consensus All-America honors.



D'Angelo Brewer became the school's career rushing leader in 2017, while also breaking the American Athletic Conference all-time rushing record that year. He concluded his career with 3,917 rushing yards.



The 2016 Miami Beach Bowl Champions.

Tulsa's Bowl Games

1942 SUN BOWL

Tulsa 6, Texas Tech 0
El Paso, Texas

January 1, 1942 • Attendance: 12,000



Tulsa earned its first bowl bid with a 7-2 regular season record. Tulsa's only losses were against Texas Christian, 6-0, and Arkansas, 13-6, in Henry Frnka's first season as head coach.

The game with the Red Raiders, which was played before a partisan Texas crowd, proved to be a defensive struggle. Tulsa's defense held Tech to four first downs and 104 yards of total offense. In the first half, the Raiders pushed the ball to the Tulsa 15-yard line, but the Hurricane defense forced Tech to try a field goal, which missed and resulted in a scoreless first half.

After intermission, Tulsa's Glenn Dobbs punted the ball from the Hurricane 14-yard line out of Tech's end zone, giving Tulsa the momentum. Late in the game, Tulsa mounted a 71-yard touchdown drive behind the passing of Dobbs, who finished the day with 239 passing yards.

With only a few minutes remaining, Dobbs passed to Sax Judd for a 32-yard score, but Dobbs' PAT attempt was blocked. Tulsa intercepted a Tech pass to preserve the 6-0 victory.

Scoring by Qtr.	1	2	3	4	Final
Texas Tech	0	0	0	0	0
Tulsa	0	0	0	6	6

Team Statistics	Tech	Tulsa
First Downs	4	15
Rushing Yardage	62	96
Passing Yardage	42	239
Passes	2-10-1	24-39-2
Punts - Average	12-43.0	15-37.0
Fumbles - Lost	5-2	0-0
Penalties - Yards	8-90	6-60

Game Summary

TU - Judd 32 pass from Dobbs 6-0
(Dobbs kick-BLK)

1943 SUGAR BOWL


Tennessee 14, Tulsa 7
New Orleans, Louisiana

January 1, 1943 • Attendance: 70,000

Tennessee nosed out Tulsa, 14-7, in the ninth Sugar Bowl football game before 70,000 fans on a beautiful sunny afternoon.

Tulsa scored first on an aerial march of 60 yards headed by All-American Glenn Dobbs early in the second period. Dobbs threw to end Cal Purdin for the score, while Clyde LeForce kicked the extra point. Later in the same period Tennessee countered with six points of their own and at halftime Tulsa held a slim 7-6 advantage.

The Volunteer's power told the story in the second half, as Tennessee scored a safety by blocking one of Dobbs' punts to take the lead in the third period, 8-7. The Volunteers added another touchdown by its powerful running game in the fourth quarter.



With Tennessee leading 14-7 in the waning minutes of the game, the Hurricane drove to the UT 11-yard line and was within one play of a tie, before Tennessee's Bill Nowling intercepted an N.A. Keithley pass to end

any hopes of a Tulsa victory.

Scoring by Qtr.	1	2	3	4	Final
Tennessee	0	6	2	6	14
Tulsa	0	7	0	0	7

Team Statistics	UT	Tulsa
First Downs	14	10
Rushing Yardage	208	39
Passing Yardage	88	168
Passes	7-17-0	17-27-2
Punts - Average	10-41.0	14-43.0
Fumbles - Lost	2-2	0-0
Penalties - Yards	9-100	5-44


Game Summary

TU - Purdin 9 pass from Dobbs 7-0
(LeForce kick)
UT - Gold 3 run (Mitchell kick-NG) 7-6
UT - Crawford blocked Dobbs punt for safety 7-8
UT - Fuson 3 run (Mitchell kick-NG) 7-14

1944 SUGAR BOWL

Georgia Tech 20, Tulsa 18
New Orleans, Louisiana

January 1, 1944 • Attendance: 69,000



Tulsa made its second straight trip to the Sugar Bowl but failed in its bid for a victory over Georgia Tech in front of 69,000 fans.

For the first three periods and past the middle of the fourth, Tulsa clinged

to the lead. But in the end, Tulsa could not withstand an offensive attack led by Tech All-American Eddie Prokop who led the 72-yard drive that gave the Yellow Jackets a 20-18 decision.

Tulsa stopped a Tech drive following the opening kickoff, and from their own 14-yard line marched 86 yards to score in the first five minutes. A fake field goal by Clyde LeForce ended up in a TD pass to Ed Shedlosky. TU tailback Jimmy Ford ran around left end for a 79-yard touchdown on the first play of the second quarter for a 12-0 Hurricane lead.

Prior to halftime, Tech scored on a 71-yard drive, followed by a six-yard TD run by TU's LeForce to give the Hurricane an 18-7 halftime lead. Tech made it 18-13 in the third period, and put together a 79-yard drive for a two-point lead in the final quarter. Tulsa could get only as close as the Tech 34-yard line before the final horn sounded.

Prokop gained 199 yards on 29 carries for Georgia Tech, while Tulsa's Ford had 119 yards on 14 carries.

Scoring by Qtr.	1	2	3	4	Final
Georgia Tech	0	7	6	7	20
Tulsa	6	12	0	0	18

Team Statistics	Tech	Tulsa
First Downs	25	8
Rushing Yardage	372	211
Passing Yardage	83	87
Passes	4-16-1	6-15-1
Punts - Average	6-38.0	7-34.0
Fumbles - Lost	3-3	1-1
Penalties - Yards	8-60	6-50

Game Summary

TU - Shedlosky 13 pass from LeForce 6-0
(LeForce kick-NG)
TU - Ford 79 run (LeForce kick-NG) 12-0
GT - Broyles 1 run (Prokop kick) 12-7
TU - LeForce 6 run (LeForce kick-NG) 18-7
GT - Tinsley 47 pass from Prokop 18-13
(Prokop kick-NG)
GT - Scharfachwerft 1-yard run 18-20
(Prokop kick)

1945 ORANGE BOWL

Tulsa 26, Georgia Tech 12
Miami, Florida

January 1, 1945 • Attendance: 29,426



Tulsa sought revenge against the Georgia Tech Yellow Jackets for the come-from-behind victory in the previous year's Sugar Bowl. This time Tulsa handed the Jackets a 26-12 loss in front of 29,426 fans at

the Orange Bowl.

The Hurricane jumped out to a 14-0 first quarter lead and held that same advantage at halftime. On Tulsa's first play of the third quarter, the Hurricane used some razzle-dazzle as Perry Moss threw to Nip Goodnight at the 35-yard line, who then lateraled to Barney White, who sped straight down the north side line for six points, making the score 20-0.

Tech came back with six points of their own in the third period. Tulsa's Camp Wilson quickly quieted the crowd taking the Tech kickoff on the 10-yard line and racing 90 yards for a 26-6 Tulsa lead. Georgia Tech added six points in the final quarter to pull within 14 points of the victorious Hurricane.

Scoring by Qtr.	1	2	3	4	Final
Georgia Tech	0	0	6	6	12
Tulsa	14	0	12	0	26

Team Statistics	Tech	Tulsa
First Downs	16	14
Rushing Yardage	36	180
Passing Yardage	304	137
Passes	18-34-2	6-15-0
Punts - Average	4-35.0	5-34.0
Fumbles - Lost	7-3	2-1
Penalties	1-15	4-41


Game Summary

TU - Shedlosky 14 pass from Moss (Moss kick)	7-0
TU - Shedlosky 4 run (Moss kick)	14-0
TU - White 35 run (Moss PAT Blk)	20-0
GT - McIntosh 40 run (Bowen kick-NG)	20-6
TU - Wilson 90 KO return (Moss kick-NG)	26-6
GT - Taylor 3 run (Tinsley kick-NG)	26-12

1946 OIL BOWL

Georgia 20, Tulsa 6
Houston, Texas

January 1, 1946 • Attendance: 27,000



The game was closer than the score would indicate, as 13 of Georgia's points in its 20-6 victory came in the fourth quarter at the Oil Bowl in Houston, Texas. The Bulldogs scored on their second possession of the first quarter, driving 31 yards after a Tulsa punt traveled only 16 yards. Rabbit Smith scored from three yards out for the Bulldogs.

Just as Georgia had capitalized on a poor punt, Tulsa capitalized on a fumble that was recovered at the Georgia 13-yard line. Five plays later Camp Wilson went over for the touchdown from one yard out giving Tulsa what would be their only score of the game.

The score remained 7-6 through three quarters, but Georgia threw a 47-yard touchdown pass on its second fourth quarter possession, and added a 68-yard punt return for a touchdown by Charlie Trippi. Tulsa had two more opportunities to score but failed.

Scoring by Qtr.	1	2	3	4	Final
Georgia	7	0	0	13	20
Tulsa	0	6	0	0	6

Team Statistics	Georgia	Tulsa
First Downs	14	7
Rushing Yardage	178	69
Passing Yardage	110	79
Passes	5-15-1	6-21-0
Punts - Average	7-36.0	12-35.0
Fumbles - Lost	4-3	1-1
Penalties - Yards	4-29	4-40


Game Summary

UGA - Smith 3 run (Jernigan kick)	0-7
TU - Wilson 1 run (Brown kick-NG)	6-7
UGA - Donaldson 8 run (Jernigan kick)	6-14
UGA - Trippi 68 punt return (Jernigan kick-NG)	6-20

1953 GATOR BOWL

Florida 14, Tulsa 13
Jacksonville, Florida

January 1, 1953 • Attendance: 30,015



Tulsa battled back from a 14-0 halftime deficit, but saw its brilliant rally fall one point shy as Florida escaped with a 14-13 victory in front of a Gator Bowl crowd of 30,015.

The Gators scored the first time they had the ball, driving 78 yards in 11 plays. Florida scored again in the second period on a 37-yard pass play, capping an 80-yard, 13-play drive. But in the second half, Tulsa's offense threw the Florida defense off balance with the running of Jake Roberts.

The Hurricane put together drives of 73 and 46 yards in the second half. Roberts ran for a three-yard touchdown in the third quarter, followed by a Tom Miner extra point. Tulsa's next touchdown drive began following a Florida fumble at their own 46-yard line. Howard Waugh went over from three yards out for the touchdown. Miner's extra point attempt went wide to the left.

With six minutes left to play, the Hurricane recovered another Florida fumble. Tulsa drove to the Gators' four-yard line, but had to settle for a field goal that again went wide left. Florida was left with just under three minutes to hold onto the ball and the victory.

Scoring by Qtr.	1	2	3	4	Final
Florida	7	7	0	0	14
Tulsa	0	0	7	6	13

Team Statistics	UF	Tulsa
First Downs	20	17
Rushing Yardage	233	182
Passing Yardage	101	132
Passes	7-11-1	10-16-1
Punts - Average	1-38	4-31
Fumbles - Lost	6-4	3-1
Penalties - Yards	5-34	9-84

Game Summary

UF - Casares 1 run (Casares kick)	0-7
UF - Hall 37 pass from Robinson (Casares kick)	0-14
TU - Roberts 3 run (Miner kick)	7-14
TU - Wash 3 run (Miner kick-NG)	13-14

1964 BLUEBONNET BOWL

Tulsa 14, Mississippi 7
Houston, Texas

December 19, 1964 • Attendance: 50,000



Tulsa quarterback Jerry Rhome offset Mississippi's quick, blitzing defense with a mixture of running and passing as the Hurricane came from behind to upset the Rebels, 14-7, in the Bluebonnet Bowl.

Rhyme completed 22 of 36 passes for 252 yards and gained 29 yards on the ground. He was the unanimous selection for the most outstanding back. Tulsa defensive lineman Willie Townes, who harassed Rebel quarterback Jim Weatherley, was named the game's outstanding lineman.

Ole Miss opened the scoring with a one-yard Weatherley run in the second quarter. Rhyme answered on a fourth down situation with a one-yard run of his own with 6:15 remaining in the first half. The Tulsa drive covered 72 yards.

In the third quarter, Rhyme threw 35 yards to flanker Eddie Fletcher for the go-ahead touchdown that proved to be the game-winner.

Scoring by Qtr.	1	2	3	4	Final
Mississippi	0	7	0	0	7
Tulsa	0	7	7	0	14

Team Statistics	Miss	Tulsa
First Downs	10	19
Rushing Yardage	104	71
Passing Yardage	113	252
Passes	16-24-2	22-36-1
Punts - Average	8-31	7-32
Fumbles - Lost	0-0	0-0
Penalties - Yards	4-50	4-30

Game Summary

M - Weatherly 1-yard run (Irwin kick)	0-7
TU - Rhome 1-yard run (Twilley kick)	7-7
TU - Fletcher 35 pass from Rhome (Twilley kick)	14-7

1965 BLUEBONNET BOWL

Tennessee 27, Tulsa 6
Houston, Texas

December 18, 1965 • Attendance: 40,000



Tennessee combined its error-forcing defense, opportunistic offense, and superior kicking with the rain and mud to hand Tulsa a 27-6 loss in the Bluebonnet Bowl. The Volunteers set the tempo by recovering three fumbles and intercepting four passes to frustrate Tulsa's national passing champions.

Other than a 44-yard, 11-play touchdown drive in the closing minutes of the first quarter that saw Gary McDermott run in from one yard out, Tulsa did not cross the Tennessee 20-yard line until the last minute of the game.

Tennessee, who jumped out to a 6-0 lead, scored its first and second touchdowns on drives of 48 and 33 yards following Tulsa fumbles. Tennessee's third touchdown came on a seven-yard drive after a 45-yard

punt return.

The Volunteers led 20-6 at halftime and put the game out of reach with their final touchdown early in the third quarter, coming after another Tulsa turnover. Statistically, Tulsa outgained the Volunteers by 105 yards, including a 250 to 37-yard advantage in the passing department.

Scoring by Qtr.	1	2	3	4	Final
Tennessee	6	14	7	0	27
Tulsa	6	0	0	0	6

Team Statistics	UT	Tulsa
First Downs	11	16
Rushing Yardage	181	73
Passing Yardage	37	250
Passes	3-7-1	23-47-4
Punts - Average	6-43.0	5-35.0
Fumbles - Lost	4-2	3-3
Penalties - Yards	8-80	1-15

Game Summary


UT - Wantland 4 pass from Warren (Leake kick-NG)	0-6
TU - McDermott 1 run (Twilley kick-NG)	6-6
UT - Warren 1 run (Leake kick)	6-13
UT - Warren 1 run (Leake kick)	6-20
UT - Mitchell 11 run (Leake kick)	6-27

1976 INDEPENDENCE BOWL

McNeese St. 20, Tulsa 16
Shreveport, La.

December 13, 1976 • Attendance: 19,164

The inaugural Independence Bowl wasn't decided until McNeese State fullback Oliver Hadnot scored the winning touchdown with 37 seconds remaining on the game clock, giving McNeese a 20-16 win.



The excitement began almost immediately as Tulsa completed a 65-yard drive for an opening drive score. Fullback Thomas Bailey's one-yard run capped Tulsa's scoring drive.

At halftime, Tulsa held onto a 7-6 lead. However, in the third quarter the Cowboys took a 14-7 lead with a 63-yard drive and two-point conversion.

On their next possession, McNeese attempted a 51-yard field goal that was blocked, recovered and returned by Tulsa's Mel McGowen 65 yards for a score. The extra-point-attempt was blocked and the Southland Conference champions led 14-13 with 4:07 remaining in the third period.

With 4:22 remaining, Tulsa appeared to have won the game when Steve Cox kicked a three-pointer from 38 yards out to put his team ahead, 16-14. However, McNeese drove 80 yards from their own 20-yard line in the last two minutes and Hadnot raced the final 25 yards for the winning score.

Scoring by Qtr.	1	2	3	4	Final
McNeese State	3	3	8	6	20
Tulsa	7	0	6	3	16

Team Statistics	State	Tulsa
First Downs	11	17
Rushing Yardage	46-152	45-108
Passing Yardage	57	172
Passes	5-18-1	13-30-1
Punts - Average	9-39.0	5-30.0
Fumbles - Lost	3-1	7-3
Penalties - Yards	11-105	16-100

Game Summary

TU - Bailey 1 run (Cox kick)	7-0
MSU - Peebles 42 FG	7-3
MSU - Peebles 34 FG	7-6
MSU - McArthur 1 run (McFarland run)	7-14
TU - McGowen 65 blocked FG return (Cox kick-Blk)	13-14
TU - Cox 39 field goal	16-14
MSU - Hadnot 25-yard run (pass-NG)	16-20

1989 INDEPENDENCE BOWL

Oregon 27, Tulsa 24
Shreveport, La.

December 16, 1989 • Attendance: 44,621



The PAC-10 Conference's second-place team, the Oregon Ducks, entered the Independence Bowl against Tulsa as 16-point favorites, only to hang on for a controversial 27-24 win. The Hurricane went into the game without the services of All-America receiver Dan Bitson, who suffered numerous injuries in an automobile accident two weeks earlier.

The Hurricane scored first on a Brett Adams one-yard run. Oregon put together drives of 54 and 79 yards to take a 10-7 lead, until a Tulsa field goal of 26 yards by David Fuess knotted the score at 10-10 with just over two minutes to play in the first half.

Tulsa took the halftime lead, 17-10, on a blocked punt by Herbert Harvey. Derrick Williams picked up the ball and raced 21 yards for the score with 22 seconds left on the first half clock.

Adams added another one-yard touchdown run in the third period as Tulsa took a 24-10 lead. However, Oregon scored two touchdowns in a six-minute span late in the third quarter and early in the fourth.

With just over three minutes to play, an apparent Tulsa recovery of an Oregon fumble was overruled by the officials. Thus, the Ducks converted on a 20-yard field goal to capture a 27-24 victory.

Scoring by Qtr.	1	2	3	4	Final
Oregon	3	7	7	10	27
Tulsa	7	10	7	0	24

Team Statistics	UO	Tulsa
First Downs	16	14
Rushing Yardage	140	70
Passing Yardage	320	183
Passes	23-40-2	17-34-2
Punts - Average	3-23.5	5-34.8
Fumbles - Lost	2-1	3-1
Penalties - Yards	5-49	1-1

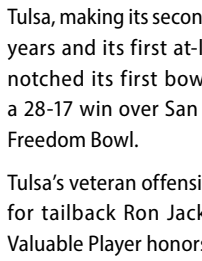
Game Summary

TU - Adams 1 run (Fuess kick)	7-0
UO - McCallum 29 FG	7-3
UO - Hargain 20 pass from Musgrave (McCallum kick)	7-10
TU - Fuess 26 FG	10-10
TU - D. Williams 21 blocked punt return (Fuess kick)	17-10
TU - Adams 1 run (Fuess kick)	24-10
UO - Reitzug 9 pass from Musgrave (McCallum kick)	24-17
UO - Musgrave 1 run (McCallum kick)	24-24
UO - McCallum 20 FG	24-27

1991 FREEDOM BOWL

Tulsa 28, San Diego State 17
Anaheim, Calif.

December 30, 1991 • Attendance: 34,217



Tulsa, making its second bowl appearance in three years and its first at-large showing since 1976, notched its first bowl victory since 1964 with a 28-17 win over San Diego State in the eighth Freedom Bowl.

Tulsa's veteran offensive line opened huge holes for tailback Ron Jackson, who grabbed Most Valuable Player honors as he rushed by 211 yards and a Freedom Bowl record four touchdowns on 46 carries. The junior scored once in each of the four quarters, accounting for touchdown runs

of 10, 6, 4 and 4 yards, respectively.

The teams were deadlocked at the end of the first and second quarters. Tulsa's defense came alive after intermission holding the potent Aztec offense to just three

points and 83 total yards.

Tulsa led 21-17 late in the game when Gus Frerotte's booming 54-yard punt was mishandled by Aztec return specialist T.C. Wright at his own 8-yard line. Billy Cole recovered for Tulsa and the Hurricane scored two plays later to seal the win. The victory earned Tulsa a ranking of 21st in the final Associated Press and CNN/USA Today polls.

Scoring by Qtr.	1	2	3	4	Final
San Diego State	7	7	0	3	17
Tulsa	7	7	7	7	28

Team Statistics	Tulsa	SDSU
First Downs	23	21
Rushing Yardage	256	189
Passing Yardage	122	164
Passes	9-17-0	19-37-0
Punts - Average	5-34.4	5-35.2
Fumbles - Lost	4-1	3-2
Penalties - Yards	2-20	6-38


Game Summary

SDSU - Faulk 2 run (Trakas kick)	0-7
TU - Jackson 10 run (Lange kick)	7-7
TU - Jackson 6 run (Lange kick)	14-7
SDSU - Lowery 4 run (Trakas kick)	14-14
TU - Jackson 3 run (Lange kick)	21-14
SDSU - Trakas 26 FG	21-17
TU - Jackson 4 run (Lange kick)	28-17

2003 HUMANITARIAN BOWL

Georgia Tech 52, Tulsa 10
Boise, Idaho

January 3, 2004 • Attendance: 23,118



Tulsa won five straight games to end the regular season and claimed second-place in the Western Athletic Conference. The prize was a trip to play Georgia Tech of the Atlantic Coast Conference in the Humanitarian

Bowl. It would be the third meeting between the two school's, and all three times in bowl games.

The game marked Tulsa's first bowl appearance in 12 years and the eight wins was more than the previous three seasons put together. Although the Hurricane enjoyed its trip to Boise, Idaho, the game was another story. Despite trailing just 10-3 at halftime, Georgia Tech had controlled the first half out-gaining the Hurricane 129-20.

The second half was more of the P.J. Daniels show for Tech. The running back had 104 yards at halftime, and ended the game with 307 rushing yards and four touchdowns. While the Tulsa defense couldn't stop Daniels, the Hurricane offense was giving the Yellow Jackets a short field with six lost fumbles. Six of Tech's eight touchdown drives began inside the Tulsa 40-yard line, and four of those TDs coming after a Tulsa fumble.

Tech put up 42 second-half points and went on for a 52-10 victory, the most lopsided Bowl loss for the Hurricane in 12 postseason appearances.

Scoring by Qtr.	1	2	3	4	Final
Georgia Tech	7	3	21	21	52
Tulsa	0	3	0	7	10

Team Statistics	Tech	Tulsa
First Downs	15	10
Rushing Yardage	371	-56
Passing Yardage	19	200
Passes	7-13-0	17-27-0
Punts-Average	5-42.8	7-45.0
Fumbles-Lost	1-1	7-6
Penalties-Yards	5-45	6-35


Game Summary

GT - Daniel 9 run (Burnett kick)	0-7
TU - DeVault 22 FG	3-7
GT - Burnett 29 FG	3-10
GT - Daniels 1 run (Burnett kick)	3-17
GT - Woods 2 run (Burnett kick)	3-24
GT - Daniels 33 run (Burnett kick)	3-31
GT - Daniels 38 run (Schroeder kick)	3-38
GT - Hatch 1 run (Schroeder kick)	3-45
TU - Mills 13 pass from P. Smith (DeVault kick)	10-45
GT - Hatch 8 run (Schroeder kick)	10-52

2005 LIBERTY BOWL

Tulsa 31, Fresno State 24
Memphis, Tennessee

December 31, 2005 • Attendance: 54,894



Tulsa amassed 430 yards for the game and scored 14 points in the final 10:35 of the game to capture a 31-24 victory over the Fresno State Bulldogs in the 47th Annual AutoZone Liberty Bowl in front of 54,894 fans at Liberty Bowl Memorial Stadium.

The win for Tulsa was its' fifth bowl win in 13 games, and snapped Fresno State's bowl winning streak in consecutive years at three.

Hurricane sophomore Paul Smith, who completed 18-of-27 passes for 234 yards and one touchdown and scored the winning TD on a four-yard run, was named the Most Valuable Player. Senior Ashlan Davis had his first career 100+ receiving game with 128 yards on eight catches, while being named Tulsa's Offensive Player of the Game and sophomore defensive back Anthony Germany was selected as Tulsa's Defensive Player of the Game after intercepting one pass and breaking up two passes.

Trailing 24-17, the Hurricane early in the fourth quarter, Tulsa gained 162 yards while holding the Bulldogs to 77 yards in the final stanza. The Hurricane tied the score at 24 with 10:35 remaining and after Germany's interception Tulsa went ahead on Smith's TD run with 2:55 left. Fresno State's final drive to try to tie the game ended with a Nelson Coleman interception.

Scoring by Qtr.	1	2	3	4	Final
Fresno State	7	7	3	7	24
Tulsa	0	17	0	14	31

Team Statistics	FSU	Tulsa
First Downs	22	20
Rushing Yardage	208	196
Passing Yardage	213	234
Passes	19-30-2	18-27-0
Punts - Average	3-34.3	4-40.2
Fumbles - Lost	1-0	1-1
Penalties- Yards	5-35	2-10

Game Summary

FSU – Mathis 6 run (Zimmerman kick)	0-7
TU – Parrish 22 run (DeVault kick)	7-7
TU – Adams 63 run (DeVault kick)	14-7
FSU – Sumlin 24 run (Zimmerman kick)	14-14
TU – DeVault 41 FG	17-14
FSU – Zimmerman 27 FG	17-17
FSU – Fernandez 21 pass from Pinegar (Zimmerman kick)	17-24
TU – Davis 54 pass from Smith (DeVault kick)	24-24
TU – Smith 4 run (DeVault kick)	31-24

2006 ARMED FORCES BOWL

Utah 25, Tulsa 13
Fort Worth, Texas

December 23, 2006 • Attendance: 32,412



Utah scored the final six points of the first half and the first 10 points of the second half en route to a 25-13 victory in the Bell Helicopter Armed Forces Bowl at Amon G. Carter Stadium on the TCU campus.

Utah scored 10 points in a 3:11 span including three points with 0:02 left in the first half, and seven points in the first 3:09 of the second half to take a 16-7 lead with 11:51 on the clock.

Bobby Blackshire's team-leading fourth interception of the year led to a 39-yard, eight-play scoring drive that saw Paul Smith score on his second one-yard TD run of the game at the 10:54 mark of the fourth quarter. The Tulsa score cut the Utah lead to six points, 19-13, as the point-after-attempt failed.

Utah put the game out of reach when Eric Weddle took the snap and ran four yards over the left side for the final score of the game with 1:05 left in the game.

Tulsa's first score came at the 13:01 mark of the second quarter as the Hurricane traveled 80 yards in 10 plays. Smith went over from one yard out for six points in the second quarter to take a 7-3 lead.

Smith finished the game 20-for-27 for 158 yards with one interception. Utah's Ratliff finished 23-for-34 for 240 yards, a touchdown and an interception

Scoring by Qtr.	1	2	3	4	Final
Utah	3	6	10	6	25
Tulsa	0	7	0	6	13

Team Statistics	Tulsa	Utah
First Downs	13	22
Rushing Yardage	96	165
Passing Yardage	158	240
Passes	20-27-1	23-34-1
Punts - Average	7-42.6	3-47.3
Fumbles - Lost	2-1	1-1
Penalties - Yards	4-36	6-41

Game Summary

Utah – Sakoda 45 FG	0-3
TU – Smith 1 run (Tracy kick)	7-3
Utah – Sakoda 39 FG	7-6
Utah – Sakoda 41 FG	7-9
Utah – Castillo 10 run on flip from Hernandez, on pass Ratliff (Sakoda kick)	7-16
Utah – Sakoda 34 FG	7-19
TU – Smith 1 run, (Kick NG)	13-19
Utah – Weddle 4 run (Pass NG)	13-25

2008 GMAC BOWL

Tulsa 63, Bowling Green 7
Mobile, Alabama

January 6, 2008 • Attendance: 36,932



Tulsa won its second Bowl game in the last three years with a 63-7 victory over Bowling Green in the GMAC Bowl at Ladd-Peebles Stadium. Tulsa improved to 10-4 giving the Hurricane the school's sixth 10-win season in the 108-year history of football.

The 56-point victory was the largest in NCAA Bowl history.

Tulsa quarterback Paul Smith completed 27-of-45 passes for 312 yards and five touchdowns, while becoming only the seventh player in NCAA history to surpass 5,000 passing yards in a season.

Tulsa capitalized on three first quarter turnovers by Bowling Green and took a 21-0 lead at the end of one quarter. The Hurricane increased its lead to 35-0 at halftime, capitalizing on another Falcon turnover.

The Hurricane opened the second-half with an eight-play, 78-yard drive in just 2:11 that saw Smith throw the final 14 yards to Trae Johnson, to give the Hurricane a 42-0 lead at the 12:49 mark. BGSU scored its first points of the game on the subsequent kick-off with a 78-yard return.

Tulsa scored one more time in the third quarter on a Paul Smith two-yard run. While the senior threw fourth quarter TD passes of three yards to Charles Clay and six yards to A.J. Whitmore.

Scoring by Qtr.	1	2	3	4	Final
Bowling Green	0	0	7	0	7
Tulsa	21	14	14	14	63

Team Statistics	Tulsa	BG
First Downs	34	13
Rushing Yardage	238	46
Passing Yardage	324	125
Passes	29-47-0	20-27-0
Punts - Average	5-42.0	5-38.6
Fumbles - Lost	0-0	4-4
Penalties - Yards	3-25	4-37

Game Summary

TU – Adams 1 run (Tracy kick)	7-0
TU – Smith 13 pass to T. Johnson (Tracy kick)	14-0
TU – Whitmore 19 run (Tracy kick)	21-0
TU – Adams 4 pass to Grooms (Tracy kick)	28-0
TU – Smith 19 pass to Adams (Tracy kick)	35-0
TU – Smith 14 pass to T. Johnson (Tracy kick)	42-0
BG – Williams 78 kickoff return (Vrivilo kick)	42-7
TU – Smith 2 run (Tracy kick)	49-7
TU – Smith 3 pass to Clay (Tracy kick)	56-7
TU – Smith 6 pass to Whitmore (Tracy kick)	63-7

2009 GMAC BOWL

Tulsa 45, Ball State 13

Mobile, Alabama

January 6, 2009 • Attendance: 32,816

MVP Tarrion Adams set the school's career and single-season rushing records as he totaled 207 yards and three touchdowns in Tulsa's 45-13 victory over No. 22-ranked Ball State in the 10th Annual GMAC Bowl in front of 32,816 fans at Ladd-Peebles Stadium. The victory gave the Hurricane its first-ever 11-win season, while Ball State ended its' campaign at 12-2.



Tulsa scored the first seven points of the game and took a 24-13 lead at halftime. The Hurricane went on to score 21 unanswered points in a rain-soaked second half, while the Hurricane defense held the nation's 17th-ranked offense to just 17 second-half yards, and allowing zero first downs and zero pass completions.

The Hurricane set school bowl records for total yards (632) and rushing yards (439). Tulsa improved its Bowl record to 7-9 overall, and have won three of its' last four Bowl games.

Adams was joined on the medal stand by Offensive MVP David Johnson, Defensive MVP Roy Roberts and Special Teams MVP Jarod Tracy. Adams was not the only Hurricane player to set a career record, as Tracy established the school's career scoring mark. Adams finished his career with 3,651 yards, while Tracy ended his career with 286 career points.

The victory was the second straight in the GMAC Bowl for the Hurricane. In the last two GMAC Bowls, Tulsa out-scored the two Mid-American Conference foes, Bowling Green and Ball State, by a combined 108-20 score.

Scoring by Qtr.	1	2	3	4	Final
Ball State	7	6	0	0	13
Tulsa	19	14	7	14	45

Team Statistics	Tulsa	BSU
First Downs	30	9
Rushing Yardage	439	78
Passing Yardage	193	145
Passes	15-26-0	9-29-1
Punts-Average	5-28.8	8-48.1
Fumbles-Lost	1-0	4-2
Penalties-Yards	0-0	3-25

Game Summary

TU – Johnson 30 pass to Damaris Johnson (Tracy kick) 7-0	
BSU – Davis 18 run (McGarvey kick)	7-7
TU – Tracy 31 FG	10-7
TU – Adams 1 run (Tracy kick)	17-7
BSU – McGarvey 40 FG	17-10
TU – Adams 57 run (Tracy kick)	24-10
BSU – McGarvey 22 FG	24-13
TU – Johnson 16 pass to Slick Shelley (Tracy kick)	31-13
TU – Adams 11 run (Tracy kick)	38-13
TU – Johnson 13 pass to Jacob Frank (Tracy kick)	45-13

2010 SHERATON HAWAII BOWL

Tulsa 62, Hawai'i 35

Honolulu, Hawaii

December 24, 2010 • Attendance: 43,673



Tulsa ended the season with a victory over the No. 24-ranked Hawai'i Warriors in the Sheraton Hawai'i Bowl in front of 43,673 fans on the island of Oahu.

The Golden Hurricane defense grounded the Nation's No. 1 passing

offense for most of the night and kept Tulsa ahead in the first 30 minutes with five first-half interceptions. Tulsa's offense picked it up in the second half by scoring 35 points, including a 21-point third quarter. Among the five first-half pickoffs, two were returned for touchdowns as juniors John Flanders and Cornelius Arnick each recorded 54-yard interception returns in a span of five plays in the second quarter.

The Hurricane led at intermission 27-14, and out-scored the Warriors 35-21 in the second half. For the game, Tulsa's defense picked up six sacks as the Hurricane also won the turnover battle 7-1.

Junior Damaris Johnson set the NCAA career record for all-purpose yards in the contest as he compiled 326 yards, giving him an NCAA record 7,796 all-purpose yards for his illustrious three-year career. The game's MVP recorded 109 kick return yards, 101 receiving yards, 98 rushing yards and 18 punt return yards. Johnson also scored touchdowns on both a 67-yard rush and a nine-yard reception.

Scoring by Qtr.	1	2	3	4	Final
Hawaii	0	14	14	7	35
Tulsa	10	17	21	14	62

Team Statistics	Tulsa	Hawai'i
First Downs	18	28
Rushing Yardage	188	71
Passing Yardage	343	479
Passes	17-32-0	30-56-5
Punts-Average	6-44.2	6-42.2
Fumbles-Lost	3-2	2-1
Penalties-Yards	4-45	6-42

Game Summary

TU – A. Singleton 3 run (Fitzpatrick kick)	7-0
TU – Fitzpatrick 42 FG	10-0
UH – Austin 1 run (Enos kick)	10-7
TU – Flanders 54 INT return (Fitzpatrick kick)	17-7
TU – Arnick 54 INT return (Fitzpatrick kick)	24-7
UH – Moniz 18 pass to Salas (Enos kick)	24-14
TU – Fitzpatrick 28 FG	27-14
UH – Moniz 5 pass to Salas (Enos kick)	27-21
TU – Kinne 15 pass to Owens (Fitzpatrick kick)	34-21
UH – Green 1 run (Enos kick)	34-28
TU – D. Johnson 67 run (Fitzpatrick kick)	41-28
TU – Kinne 47 pass to T. Roberson (Fitzpatrick kick)	48-28
UH – Moniz 33 pass to Pollard (Enos kick)	48-35
TU – A. Singleton 3 run (Fitzpatrick kick)	55-35
TU – Kinne 9 pass to D. Johnson (Fitzpatrick kick)	62-35

2011 BELL HELICOPTER ARMED FORCES BOWL

BYU 24, Tulsa 21

Dallas, Texas

December 30, 2011 • Attendance 30,258

Tulsa ended the 2011 campaign with a narrow 24-21 loss at the hands of the BYU Cougars in the Bell Helicopter Armed Forces Bowl in front of 30,358 fans at SMU's Ford Stadium. The Golden Hurricane ended Head Coach Bill Blankenship's first season with an 8-5 record and a 7-1 mark in Conference USA action.



Tulsa was led by senior quarterback G.J. Kinne, who completed 17-of-31 passes for 214 yards and three touchdowns, while 113 of those yards and one touchdown went to junior wide receiver Bryan Burnham, who caught four passes in the contest.

Senior tight end Clay Sears and junior receiver Ricky Johnson also scored for the Hurricane

Tulsa jumped on top 14-3, but after a fumbled punt with 0:25 remaining in the first half the Cougars scored on one play to cut the Hurricane lead to four points. Tulsa held a 14-10 lead at halftime. Following a third quarter strike for the Cougars, the Golden Hurricane took a 21-17 lead with 10:42 to play. On BYU's final possession, quarterback Riley Nelson connected with Cody Hoffman for the duo's third TD hook-up of the game to seal the victory with 11 seconds remaining on the clock.

Junior safety Dexter McCoil recorded two interceptions and tied the school record for career pick-offs with 13. He also had 10 tackles. Senior linebacker Cornelius Arnick tied the school's bowl record with 17 tackles, and he also picked up a sack and two tackles for loss in his final collegiate game.

Scoring by Qtr.	1	2	3	4	Final
BYU	3	7	7	7	24
Tulsa	7	7	0	7	21

Team Statistics	Tulsa	BYU
First Downs	15	18
Rushing Yardage	37	94
Passing Yardage	235	250
Passes	18-32-0	17-40-2
Punts-Average	8-44.2	8-41.9
Fumbles-Lost	3-2	1-0
Penalties-Yards	1-5	5-60

Game Summary

TU – Kinne 8 pass to R. Johnson (Fitzpatrick kick)	7-0
BYU – Sorensen 35 FG	7-3
TU – Kinne 14 pass to Sears (Fitzpatrick kick)	14-3
BYU – Nelson 17 pass to Hoffman (Sorensen kick)	14-10
BYU – Nelson 30 pass to Hoffman (Sorensen kick)	14-17
TU – Kinne 30 pass to Burnham (Fitzpatrick kick)	21-17
BYU – Nelson 2 pass to Hoffman (Sorensen kick)	21-24

2012 AUTOZONE LIBERTY BOWL

Tulsa 31, Iowa State 17

Memphis, Tenn.

December 31, 2012 • Attendance 53,687



Tulsa scored 24 consecutive points and the Hurricane defense shut down Iowa State 31-17 to win the AutoZone Liberty Bowl in front of a crowd of 53,687 Monday at Liberty Bowl Memorial Stadium.

Trailing 17-7 in the first quarter, Tulsa scored 24 points over the final three quarters giving the Hurricane its seventh comeback victory of the season. While the offense amassed 410 total yards, the Tulsa defense limited Iowa State to 268 yards, including just 64 yards on 20 plays in the second half. Tulsa totaled 208 second-half yards, while dominating the time of possession 21:44 to 8:16.

Trey Watts earned AutoZone Liberty Bowl Most Valuable Player and Offensive Player of the Game honors as the junior tallied 249 all-purpose yards. Watts, who was also named the Most Valuable Player of the Conference USA Championship Game, rushed 25 times for 149 yards, including a 48-yard scamper that set up Tulsa's fourth touchdown of the day. Alex Singleton with gained 35 yards and three touchdowns, while quarterback Cody Green also rushed 10 times for a season-high 58 yards, while completing 11-of-23 passes for 93 yards.

Linebacker Shawn Jackson was named the Defensive MVP, while tallying nine tackles and two sacks for -8 yards.

Scoring by Qtr.	1	2	3	4	Final
Tulsa	7	14	7	3	31
Iowa State	17	0	0	0	17

Team Statistics	Tulsa	ISU
First Downs	23	9
Rushing Yardage	317	98
Passing Yardage	93	170
Passes	11-23-1	14-28-2
Punts-Average	8-36.4	8-35.8
Fumbles-Lost	3-0	1-1
Penalties-Yards	9-73	9-84

Game Summary

ISU – Arceo 33 FG	0-3
ISU – Reeves 31-yard INT return (Arceo kick)	0-10
TU – A. Singleton 2 run (Schwarz kick)	7-10
ISU – S. Richardson 69 pass to E. Brun (Arceo kick)	7-17
TU – Green 8 run (Schwarz kick)	14-17
TU – A. Singleton 2 run (Schwarz kick)	21-17
TU – A. Singleton 1 run (Schwarz kick)	28-17
TU – Schwarz 40 FG	31-17

2015 CAMPING WORLD INDEPENDENCE BOWL

Virginia Tech 55, Tulsa 52

Shreveport, La.

December 26, 2015 • Attendance 31,289

Trailing by as many as 24 points, Tulsa scored 21 points in the second-half but it wasn't enough as the Golden Hurricane dropped a 55-52 decision to Virginia Tech in Frank Beamer's final game as the Hokies head coach. It was an exciting game from start to finish as the two teams combined to score 107 points and gain 1,161 total yards in front of 31,289 fans Saturday at Independence Stadium.



After combining for 76 first-half points, the two teams scored just 13 between them in the third quarter, while Tulsa out-scored the Hokies 15-3 in the final period and 31-10 over the final 33 minutes of the game. Tulsa's defense which gave up scores on Tech's first six possessions, held the

Hokies to just 10 second-half points, while intercepting a pass, recovering a fumble and forcing three punts.

The Hurricane had one last crack at grabbing the victory, starting their final drive at the 20-yard line with 2:00 remaining on the game clock. Tulsa reached the 40-line, but failed to convert on a 4th-and-16 from its own 40-yard line.

Tulsa amassed 563 yards with 374 coming through the air and 189 yards on the ground, while Tech had 598 total yards, including 344 passing and 254 rushing.

Scoring by Qtr.	1	2	3	4	Final
Tulsa	21	10	6	15	52
Virginia Tech	24	21	7	3	55

Team Statistics	Tulsa	VT
First Downs	27	30
Rushing Yardage	189	254
Passing Yardage	374	344
Passes	27-44-0	23-38-1
Punts-Average	7-45.3	4-40.2
Fumbles-Lost	1-0	1-1
Penalties-Yards	6-44	5-40

Game Summary

TU – D. Brewer 48 run (Jones kick)	7-0
VT – McMillian 51 run (Slye kick)	7-7
TU – Langer 2 run (Jones kick)	14-7
VT – M. Brewer 75 pass to Ford (Slye kick)	14-14
VT – Slye 27 FG	14-17
VT – Rogers 14 run (Slye kick)	14-24
TU – Evans 9 pass to Louie (Jones kick)	21-24
VT – Hodges 16 run (Slye kick)	21-31
VT – McMillian 1 run (Slye kick)	21-38
VT – Stroman 67 punt return (Slye kick)	21-45
TU – Jones 29 FG	24-45
TU – D. Brewer 10 run (Jones kick)	31-45
VT – Edmunds 1 run (Slye kick)	31-52
TU – Evans 9 run (kick failed)	37-52
VT – Slye 41 FG	37-55
TU – Evans 21 pass to Atkinson (Jones kick)	45-55
TU – Evans 36 pass to Garrett (Jones kick)	52-55

2016 MIAMI BEACH BOWL

Tulsa 55, Central Michigan 10

Miami, Fla.

December 19, 2016 • Attendance: 15,262



Tulsa's offense was unstoppable and the defense was dominant as the Golden Hurricane posted an impressive 55-10 victory over Central Michigan in the 2016 Miami Beach Bowl on a Monday afternoon in front of 15,262 fans at Marlins Park. Tulsa finished the season with a 10-3 record, the 10th 10-win season in school history, while also capturing the school's 10th bowl game victory.

Tulsa's offense put the Hurricane into NCAA lore, becoming the first team in DI/FBS history to have a 3,000-yard passer (Dane Evans), two 1,000-yard rushers (D'Angelo Brewer and James Flanders) and two 1,000-yard receivers (Josh Atkinson and Keevan Lucas). It didn't take the Hurricane offense long to accomplish that feat as Evans' 30-yard pass to Atkinson in the middle of the second quarter put the Hurricane quintet into the NCAA record books.

With a 27-3 halftime lead, the Hurricane came out in the second half and scored three more touchdowns to take a 48-3 lead after three quarters. Flanders began the second-half scoring barrage with a 17-yard TD run after an earlier 31-yard run in that same series, capping a 56-yard, five-play drive.

While the Hurricane offense gained 581 yards, the defense held Central Michigan to 355 total yards and only 10 points, tying for the fewest points Tulsa had allowed this year. Tulsa's defense had three interceptions, including a bowl record 66-yard return for a touchdown by end Jesse Brubaker.

Scoring by Qtr.	1	2	3	4	Final
Central Michigan	3	0	0	7	10
Tulsa	10	17	21	7	55

Team Statistics	Tulsa	CMU
First Downs	34	19
Rushing Yardage	261	83
Passing Yardage	320	272
Passes	29-39-0	25-50-3
Punts-Average	0-0.0	5-39.0
Fumbles-Lost	0-0	0-0
Penalties-Yards	3-25	5-40

Game Summary

TU – Atkinson 5 pass from Evans (Jones kick)	7-0
TU – Jones 46 FG	10-0
CMU – Eavey 26 FG	10-3
TU – Jones 44 FG	13-3
TU – Lucas 14 pass from Evans (Jones kick)	20-3
TU – Minter 4 pass from Evans (Jones kick)	27-3
TU – Flanders 17 rush (Jones kick)	34-3
TU – Lucas 28 pass from Evans (Jones kick)	41-3
TU – Lucas 11 pass from Evans (Jones kick)	48-3
TU – Brubaker 66 INT return (Jones kick)	55-3
CMU – Hayes 13 run (Eavey kick)	55-10

2020 LOCKHEED-MARTIN ARMED FORCES BOWL

Mississippi State 28, #24 Tulsa 26
Fort Worth, Texas

December 31, 2020 • Attendance: 9,000



Tulsa dominated the game statistically, but the Hurricane comeback bid against the SEC's Mississippi State Bulldogs fell short, 28-26, in the Lockheed Martin Armed Forces Bowl at Amon G. Carter Stadium.

Trailing 28-19 with 8:01 remaining in the game, Tulsa went on a 6-play, 55-yard scoring drive that saw Zach Smith throw the final 15 yards to Keylon Stokes. The ensuing onside kick, after being bobbled, was corralled by an MSU player, thus securing the Bulldogs two-point win.

Tulsa out-gained MSU 484 to 271 in total offense, as the Hurricane gained 347 yards via the air and 137 rushing yards. The Hurricane defense, playing without College Football's Defensive Player of the Year Zaven Collins, held the Bulldogs to 123 yards on the ground and 148 passing yards, 109 yards below MSU's season average for total yards.

The Hurricane pulled to within two points early in the 4th quarter when Corey Taylor II ran in from five yards out to cap a 32-yard, 9-play drive making the score 21-19. Tulsa's pass on a two-point conversion attempt skipped off of Keylon Stokes' hands, thus keeping it a two-point MSU advantage.

Tulsa nickel safety Cristian Williams was named Tulsa's Game MVP with seven tackles and one pass breakup.

Scoring by Qtr.	1	2	3	4	Final
Tulsa	0	6	7	13	26
Mississippi State	7	0	14	7	28

Team Statistics	Tulsa	MSU
First Downs	27	16
Rushing Yardage	137	123
Passing Yardage	347	148
Passes	26-42-2	19-30-0
Punts-Average	3-39.7	5-30.6
Fumbles-Lost	0-0	0-0
Penalties-Yards	7-66	11-102

Game Summary

MSU – Marks 28 run (Christmann kick)	0-7
Tulsa – Long 27 FG	3-7
Tulsa – Long 33 FG	6-7
MSU – Rogers 13 run (Christmann kick)	6-14
Tulsa – Prince 14 run (Long kick)	13-14
MSU – Forbes 90 INT return (Christmann kick)	13-21
Tulsa – Taylor II 5 run (pass failed)	19-21
MSU – Rogers 13 pass to Griffin (Christmann kick)	19-28
Tulsa – Smith 15 pass to Stokes (Long kick)	26-28

Retired Jerseys



BILLY GUY
ANDERSON



GLENN
DOBBS




ELLIS
JONES




STEVE
LARGENT



MARVIN
MATUSZAK



JERRY
OSTROSKI



FELTO
PREWITT



JERRY
RHOME



HOWARD
TWILLEY

#14 • BILLY GUY ANDERSON • He followed in the footsteps of an All-American, and he played only one year, but Billy Guy Anderson became Tulsa's most prolific passer. He established 10 school passing records. In his first game at quarterback for Tulsa, he completed 25 of 47 passes for two touchdowns and 230 yards. In his final collegiate regular season game, he threw successive scoring bombs of 60, 63 and 51 yards in the fourth quarter to defeat Colorado State. On that same day, he set an NCAA record as he passed for 502 yards. As a senior, he completed 58 percent of his passes for 3,464 yards and 30 touchdowns. His jersey was retired on September 23, 1995.

#45 • GLENN DOBBS • A star tailback for the Golden Hurricane teams of 1940, '41, and '42, Glenn Dobbs was an All-America selection in 1942. One of the best passers and punters in college history, Dobbs led Tulsa to a 25-6 record with two post-season bowl games in his three seasons. He returned to TU as athletics director in 1955 after playing professional football and in 1961 was named Tulsa's head football coach. He was elected to the College Football Hall of Fame in 1980 and to the TU Athletic Hall of Fame in 1982.

#31 • ELLIS JONES • A courageous performer, Ellis Jones was the one-armed player who helped lead the University to three bowl appearances in 1942, '43, '44. He was the defensive standout in the 1945 College All-Star game against the Chicago Bears, collecting three tackles behind the line of scrimmage in the same series. A 1983 inductee into the TU Athletic Hall of Fame.

#83 • STEVE LARGENT • An All-America receiver at Tulsa, Steve Largent went on to a Hall of Fame career with the Seattle Seahawks. He was a two-time all-Missouri Valley Conference selection. As a senior in 1975, Largent caught 51 passes for 1,000 yards, 19.5 yards per reception and 14 touchdowns. As a junior, Largent caught 52 passes for 884 yards and 14 TDs. He had career totals of 136 receptions for 2,385 yards and 32 touchdowns. His jersey was retired on October 26, 2008.

#64 • MARVIN MATUSZAK • Possibly the top lineman in The University of Tulsa's history, Marvin Matuszak was a two-time first-team All-America choice in 1951 and '52. He was an all-Missouri Valley Conference pick as well and led the Golden Hurricane into the 1953 Gator Bowl

against Florida. Matuszak was a longtime standout in both the National and American Football Leagues. He was inducted into the TU Athletic Hall of Fame in 1983.

#55 • JERRY OSTROSKI • A first-team Associated Press All-America selection in 1991, Jerry Ostroski helped lead the Golden Hurricane to a 10-2 record and victory in the Freedom Bowl. As a true freshman in 1988, Ostroski was the only rookie to letter as a part-time starter on the offensive line. He was a full-time starter for his final three seasons and as a senior graded 91-percent for blocking consistency with 49 knockdowns. He also earned All-America honors by the FWAA, The Sporting News, UPI and College and Pro Football Weekly his senior season. Ostroski was inducted into the TU Athletic Hall of Fame in 2008. His jersey was retired on October 27, 2018.

#36 • FELTO PREWITT • Considered to be one of the top centers in Golden Hurricane history, Felto Prewitt starred on the bowl teams of 1943, '44, and '45. He gained first team All-America honors in 1945 and went on to play with the Baltimore Colts of the National Football League.

#17 • JERRY RHOME • Possibly the most polished passer in college football history, Jerry Rhome made a shambles of NCAA passing and total offense records in 1963 and 1964. He threw for a career 4,779 yards and 42 touchdowns. In 1964, when he passed for 2,870 yards and 32 TD's, Rhome was the runner-up to Notre Dame quarterback John Huarte in the Heisman Trophy voting. He was selected as the Collegiate Player-of-the-Year in several polls and made nearly every All-America team. Elected to the TU Athletic Hall of Fame in 1984. He was a College Football Hall of Fame inductee in 1998.

#81 • HOWARD TWILLEY • A consensus All-America choice in 1965, Howard Twilley set nearly every Golden Hurricane receiving record and set most national marks. He followed Jerry Rhome as the runner-up in the Heisman Trophy voting in 1965, placing second to Southern California halfback Mike Garrett. He caught a career 261 passes for 3,343 yards and 32 touchdowns. Twilley was the captain of the Academic All-American team in 1965. He went on to star for the Miami Dolphins of the NFL. He was selected to the TU Athletic Hall of Fame in 1984 and was a College Football Hall of Fame inductee in 1992.

Tulsa Players Get National Awards



WILSON HOLLOWAY

The 2008 Courage Award Goes to Wilson Holloway

The University of Tulsa's Wilson Holloway was the 2008 winner of the FedEx Orange Bowl-FWAA Courage Award. Holloway, a red-shirt freshman offensive lineman, battled cancer when a softball-sized mass was discovered in his chest in the spring of 2008. Holloway was presented with the award at the BCS Championship Game on January 8, 2009 in Miami, Florida. He was also honored that day at the Football Writers Association of America's (FWAA) annual awards breakfast. A select group of writers from the FWAA vote on the winner Courage Award winner each year. The requirements for nomination include displaying courage on or off the field, including overcoming an injury or physical handicap, preventing a disaster or living through hardship. (Note: Wilson Holloway passed away on February 16, 2011).

Paul Smith Gets Wuerffel Trophy in 2007

In 2007, senior quarterback Paul Smith had a record-setting year, establishing himself as Tulsa's all-time passing leader. He was also presented with the Third Annual Wuerffel Trophy. The prestigious Wuerffel Trophy, named after former University of Florida quarterback Danny Wuerffel, is given to the college football player who best combines exemplary community service with athletic and academic achievement.

PAUL SMITH



Zaven Collins Named College Football's National Defensive Player of the Year in 2020

A unanimous consensus All-American Zaven Collins was named college football's defensive player of the year after winning the two national awards given to the best defender – the Bronko Nagurski Trophy and the Chuck Bednarik Award. Collins was also the winner of the Lombardi Award. The Lombardi is presented to the top FBS player, regardless of position, based on the Lombardi Award's criteria of "performance and leadership honed by character and resiliency." The award was formerly given to the best college football defensive lineman or linebacker up until 2017. Collins was also named the 2020 CFB on FOX Defensive Player of the Year and the Butkus Award runner-up, which goes to the nation's top linebacker.

Pro Football Hall of Fame Inductees

BOB ST. CLAIR • 1990 Inductee

Bob St. Clair, who was a tackle for The University of Tulsa in 1952, was a 1990 inductee into the Pro Football Hall of Fame in Canton, Ohio. St. Clair played professional football for the San Francisco 49ers from 1953-63. In 11 seasons, he was a five-time starter in the Pro Bowl. He played both ways for the 49ers and also starred on the special teams. St. Clair is one of Tulsa's greatest defensive tackles. He came to Tulsa for the 1952 season after transferring from San Francisco. He played on Tulsa's 1952 Gator Bowl team.

JIM FINKS • 1995 Inductee

Jim Finks was an outstanding quarterback at The University of Tulsa from 1946-48. He played seven seasons for the Pittsburgh Steelers after being drafted in the 12th round. Following his playing career, he went on to an illustrious career as a team administrator, serving as chief executive officer with the Minnesota Vikings (1964-73), Chicago Bears (1974-82) and the New Orleans Saints (1986-93). At Tulsa, he threw for 2,796 yards and 18 touchdowns and was selected all-conference in 1947 and '48. He was inducted into the Pro Football Hall of Fame posthumously in 1995.

STEVE LARGENT • 1995 Inductee

Steve Largent played at The University of Tulsa from 1972-75 and then went on to a 14-year career with the Seattle Seahawks. Largent ended his career in the NFL with league career records for receptions (819), yards (13,089), touchdowns (100), consecutive games with a reception (177), 50-catch seasons (10) and 1,000-yard seasons (8). He was selected to play in the AFC-NFC Pro Bowl game seven times. Largent was originally drafted on the fourth round in 1976 by the Houston Oilers, was waived by the Oilers, recalled, and traded to the Seahawks that same year. At Tulsa, Largent was a two-time first-team all-Missouri Valley Conference pick and was a second-team All-American in 1975. He caught 136 passes for 2,385 yards and 32 TDs at Tulsa. He was inducted into the Pro Football Hall of Fame in 1995.

DREW PEARSON • 2021 Inductee

Drew Pearson came to The University of Tulsa from South River, New Jersey, as a quarterback and moved to receiver as a junior. Pearson rose to become one of the NFL's greatest wide receivers and earned the nickname "Mr. Clutch". He completed his career with 489 receptions and 7,822 receiving yards, along with 189 rushing yards, 155 yards returning kickoffs, and 50 touchdowns in 156 games played. Pearson signed with Dallas as a free agent in 1973 and in that first season caught 22 passes for 388 yards and two touchdowns. A year later, Pearson turned in a season that saw him pull in 62 passes for 1,087 yards. Pearson was a three-time Pro Bowl selection, three-time first-team All-Pro and was named to the NFL's 1970s All-Decade Team. At Tulsa, Pearson finished his career with 55 receptions for 1,119 yards, eight TDs and a 20.3-yard average per reception.

Canadian Football League Hall of Fame Inductees

JERRY KEELING • 1989 CFL Inductee

Keeling played quarterback at The University of Tulsa and was an all-Missouri Valley Conference performer in 1959 and 1960. He starred for the Calgary Stampeders of the Canadian Football League as a defensive back, and was selected to the all-CFL team three times. Keeling played on two Grey Cup winning teams.

KAYE VAUGHAN • 1978 CFL Inductee

Vaughan was an outstanding tackle at The University of Tulsa from 1950-52 and in the Canadian Football League for 12 seasons. He was selected to the CFL's Eastern Conference all-star team 10 times while playing for the Ottawa Rough Riders.

All-Americans

First Team All-America




Glenn Dobbs, Halfback
1942, Associated Press, International News Service, National Enterprises Association, Newsweek; second-team by United Press, Sporting News, Central Press Association and New York Sun



Felto Prewitt, Center
1944, Football News; second-team by Associated Press



Ellis Jones, Guard
1944, Look Magazine; second-team by Central Press Association; third team by United Press



Marvin Matuszak, Tackle
1951 and '52, Associated Press



Jerry Rhome, Quarterback
1964, UPI, Football News, Football Writers Association; second-team by Associated Press, Central Press Association; third-team by AFCA and National Enterprises Association



Howard Twilley, Receiver

1965, Consensus
1964, second-team Central Press Association; third-team by AFCA and National Enterprises Association



Drane Scrivener, Safety
1972, National Enterprises Association



Jerry Ostroski, Offensive Guard
1991, Associated Press, Football Writers Association, The Sporting News; and, second-team by United Press International



Ashlan Davis, KO Returner
2004, Pro Football Weekly, Sports Illustrated.com, Rivals.com; and, second-team by The Sporting News, Walter Camp Foundation



Garrett Mills, Tight End
2005, CBS SportsLine.com, Sports Illustrated.com, ESPN.com; second-team by Walter Camp Foundation, NFLDraftscout.com; and, third-team by Associated Press



Zaven Collins, Linebacker
2020, • Unanimous and Consensus First-Team All-American (Associated Press, FWAA, AFCA, Walter Camp Foundation, The Sporting News, USA Today, CBS Sports, Pro Football Focus, The Athletic, Phil Steele Magazine

Second Team All-America



John Simmons, Receiver
1963, AFCA; third-team by UPI



Billy Guy Anderson, Quarterback
1965, United Press International



Ken Duncan, Punter
1970, Sporting News



Ralph McGill, Defensive Back
1971, National Enterprises Association; third-team Associated Press



Steve Shores, Tight End
1972, Detroit Sports Extra



Steve Largent, Receiver
1975, Associated Press



Rick Engles, Punter
1975, Sporting News and TIME magazine



Jimmie Stewart, Defensive Back
1976, Associated Press



Lovie Smith, Defensive Back
1978, Associated Press
1979, Associated Press



Don Blackmon, Defensive End
1978 Associated Press
1980 Associated Press



Dan Bitson, Receiver
1988, Sporting News
1989, Associated Press and Gannett News Service



Mark Govi, Offensive Guard
1992, Sporting News

INTRO

PLAYERS

STAFF

REVIEW

AMERICAN ATHLETIC
CONFERENCE

OPPONENTS

HISTORY

RECORDS



Chris Penn, Receiver
1993, Associated Press



Damaris Johnson, All-Purpose Player
2010, Associated Press and SI.com

Third Team All-America



Saxon Judd, Receiver
1942, Central Press Association



Ronnie Morris, Halfback
1957, Sport Magazine



Al Humphrey, Linebacker
1974, Associated Press



Steve August, Offensive Tackle
1976, Associated Press



Doug Panfil, Offensive Tackle
1978, Associated Press



Reno Hutchins, Defensive Back
1981, Associated Press



Sid Abramowitz, Offensive Tackle
1982, Associated Press



Steve Cox, Offensive Guard
1982, Gannett News Service



Micheal Gunter, Running Back
1982, Gannett News Service



Nate Harris, Defensive Back
1984, Associated Press

Fourth Team All-America



Keyararis Garrett, Receiver
2015, Phil Steele's Magazine

Freshman All-America Team

Nick Bunting, Linebacker, 2003
Scripps/FWAA (First Team);
CollegeFootballNews.com (Second
Team); CollegeSportsReport.com
(True Freshman Team)

Charles Clay, Fullback, 2007
Rivals.com (Second Team)

Trae Johnson, Receiver, 2007
CollegeFootball Report.com (True
Freshman Team); CollegeFootballNews
.com (Second Team)

Tyler Holmes, Offensive Tackle, 2008
CollegeFootballNews.com
(Second Team)

Damaris Johnson, KOR/Receiver, 2008
FWAA, The Sporting News, Rivals.com
(First Team); Phil Steele's (Second Team)

Marco Nelson, Safety, 2010
FWAA (First Team), Phil Steele's
(Third Team)

Shawn Jackson, Linebacker, 2010
Phil Steele's (Second Team)

Craig Suits, Linebacker, 2014
FWAA (First Team)

Zaven Collins, Linebacker, 2018
USA Today (First Team), FWAA (First Team)

Tyler Smith, Offensive Tackle, 2020
FWAA (First Team), The Athletic
(First Team)

Senior All-America Team

David Fuess, Placekicker, 1989
Independent Insurance Agents
of America

Academic All-America

Howard Twilley, Receiver, 1964, '65

Mack Lancaster, Defensive Tackle, 1974

David Millwee, Center, 1995;
First-team GTE/CoSIDA

Levi Gillen, Safety, 1996 and 1997;
First-team GTE/CoSIDA

Drew McLaughlin, Defensive End,
2001; First-team Verizon/CoSIDA

Michael Dulaney, Linebacker, 2002;
Second-team Verizon/CoSIDA

Garrett Mills, Tight End, 2005; First-
team ESPN The Magazine/CoSIDA

Paul Smith, Quarterback, 2006;
Second-team ESPN The Magazine/
CoSIDA; 2007 First-team ESPN The
Magazine/CoSIDA



Tulsa's starting left offensive tackle Tyler Smith was a Freshman All-America selection in 2020.



Safety Levi Gillen is one of eight Tulsa football players to earn CoSIDA Academic All-America honors.



Garrett Mills earned numerous honors as a Golden Hurricane tight end, including being recognized as an NFF Scholar-Athlete Award winner.

Strength & Conditioning All-America

Steve Nicholson, Center (1979)

Stan Fields, Center (1985)

Jerry Ostroski, Offensive Guard (1991)

Barry Minter, Linebacker (1992)

Sedric Clark, Defensive End (1995)

Muadianvita Kazadi, Linebacker (1996)

Corey Brown, Receiver (2000)

Kevin Shaffer, Offensive Tackle (2001)

Sam Rayburn, Defensive Tackle (2002)

Austin Chadwick, Offensive Tackle (2003)

Wuerffel Trophy Award Winner

Paul Smith, Quarterback, 2007

Allstate AFCA Good Works Team®

Dane Evans, Quarterback, 2016

Heisman Trophy Voting

Glenn Dobbs, Halfback
1942, 9th place (Winner - Frank Sinkwich, Halfback, Georgia)

Jerry Rhome, Quarterback
1964, Runner-up (Winner - John Huarte, Quarterback, Notre Dame)

Howard Twilley, Receiver
1965, Runner-up (Winner - Mike Garrett, Halfback, Southern Cal)

National Collegiate Player of the Year Awards

Jerry Rhome, Quarterback
1964 Back of the Year (Knut Rockne Club Academy of Sports, Washington Touchdown Club and Associated Press)

Howard Twilley, Receiver
1965 Lineman of the Year (United Press International)

Zaven Collins, Linebacker
2020 Bronko Nagurski Trophy & Chuck Bednarik Award (Defensive Player of the Year), Lombardi Award (Top FBS Player)

FedEx Orange Bowl/FWAA Courage Award Winner

Wilson Holloway, Offensive Tackle, 2008

National Football Foundation Scholar-Athlete Award Winners and Draddy Trophy Finalists

Garrett Mills, Tight End, 2005

Paul Smith, Quarterback, 2007

Brandon Burlsworth Trophy

Top-3 Finalists (Nation's top player who started career as a walk-on)

Trey Watts, Running Back, 2013



Trey Watts was one of three finalists for the Brandon Burlsworth Trophy in 2013.

Pro Draftees

The initial draft was held February 8, 1936. Below are Tulsa's draftees since the first draft. Free agents are also included.

2021

Zaven Collins (Arizona Cardinals, 1st round)
Zach Smith (Buffalo Bills, FA invite)
Corey Taylor II (Kansas Chiefs invite)

2020

Reggie Robinson II (Dallas Cowboys, 4th round)
Trevis Gipson (Chicago Bears, 5th round)

2019

Tyler Bowling (Atlanta Falcons, FA invite)
Justin Hobbs (Kansas City Chiefs, FA invite)
Chandler Miller (Atlanta Falcons, FA signee)
McKinley Whitfield (New York Giants, FA invite)
Willie Wright (Cleveland Browns, FA signee)

2017

Dane Evans (Philadelphia Eagles, FA signee)
Hayden Carman (Minnesota Vikings, FA invite)
Keevan Lucas (New York Jets, FA invite)
Dalton Parks (Kansas City Chiefs, FA invite)

2016

Mandel Dixon Jr. (Pittsburgh Steelers, FA invite)
Keyarris Garrett (Carolina Panthers, FA signee)

2014

Stetson Burnett (Kansas City Chiefs, FA invite)
Shawn Jackson (New Orleans Saints, FA invite)
Trey Watts (St. Louis Rams, FA signee)

2013

Willie Carter (Jacksonville Jaguars, FA invite)
Dexter McCoil (Oakland Raiders, FA invite)
Lowell Rose (San Francisco 49ers, FA)
Alex Singleton (Oakland Raiders, FA invite)

2012

Tyler Holmes (Minnesota Vikings, FA)
Damaris Johnson (Phila. Eagles, FA signee)
G.J. Kinne (Philadelphia Eagles, FA signee)
Tyrann Walker (New Orleans Saints, FA signee)

2011

Charles Clay (Miami Dolphins, 6th round)

2010

John Destin (Buffalo Bills, FA invite)

2009

Brennan Marion (Miami Dolphins, FA signee)

2008

Chris Chamberlain (St. Louis Rams, 7th round)
Alain Karatepeyan (Dallas Cowboys, FA invite)
Paul Smith (Jacksonville Jaguars, FA signee)

2007

Bobby Blackshire (Baltimore Ravens, FA invite)
Nick Graham (Philadelphia Eagles, FA)
Jon Hameister-Ries (Arizona Cardinals, FA invite)

2006

Garrett Mills (New England Patriots, 4th round)
Ashlan Davis (Indianapolis Colts, FA signee)

2005

Montiese Culton (Indianapolis Colts, FA invite)

2004

James Kilian (Kansas City Chiefs, 7th round)
Romby Bryant (Atlanta Falcons, FA signee)

2003

Sam Rayburn (Philadelphia Eagles, FA signee)

2002

Kevin Shaffer (Atlanta Falcons, 7th round)
Donald Shoals (Indianapolis Colts, FA invite)

2001

Corey Brown (Atlanta Falcons, FA invite)
Pete Muther (Kansas City Chiefs, FA invite)

2000

Todd Franz (Detroit Lions, 5th round)
Damon Savage (Miami Dolphins, FA)

1999

Wes Caswell (Indianapolis Colts, FA invite)
Tim Martin (New England Patriots, FA)
Jason Mills (New York Jets, FA invite)

1998

Terrance Joseph (San Diego Chargers, FA)
Michael Ruhl (Tampa Bay Buccaneers, FA)

1997

Muadianvita Kazadi (St. Louis Rams, 6th round)
Dunstan Anderson, Miami Dolphins, FA)
Brian Newnam (Tampa Bay Bucs, FA)

1996

Sedric Clark (Oakland Raiders, 7th round)

1994

Chris Penn (KC Chiefs, 3rd round)
Gus Frerotte (Wash. Redskins, 7th round)

1993

Barry Minter (Dallas Cowboys, 6th round)

1992

Tracy Scroggins (Detroit Lions, 2nd round)
Fallon Wacasey (Dallas Cowboys, 6th Rd)
T.J. Rubley (Los Angeles Rams, 9th round)
Jerry Ostroski (Kansas City Chiefs, 10th Rd)

1989

Dennis Byrd (New York Jets, 2nd round)
Richard Stephens (Cincy Bengals, 9th round)
Steve Hegdale (Tampa Bay Bucs, FA)

1988

Donnie Dee (Indianapolis Colts, 11th round)
Kevin Lilly (San Francisco 49ers, FA)

1987

David Alexander (Phila. Eagles, 5th Round)
Steve Gage (Washington Redskins, 6th round)
Chris Pike (Philadelphia Eagles, 6th round)
Charles Wright (St. Louis Cardinals, 10th Rd)
Tim Gordon (Atlanta Falcons, FA)
Jason Staurovsky (New England Patriots, FA)

1986

Mike Williams (Pittsburgh Steelers, 12th Rd)
Gordon Brown (Pittsburgh Steelers, FA)

1985

Albert Myres (Los Angeles Raiders, 10th Rd)
Dean Hamel (Washington Redskins, 12th Rd)
Byron Jones (Minnesota Vikings, 12th round)
Nate Harris (Denver Gold, USFL)

1984

Michael Gunter (Tampa Bay Bucs, 4th round)
Tom Baldwin (New York Jets, 9th round)

1983

Sid Abramowitz (Baltimore Colts, 5th round)
Stu Crum (New York Jets, 12th round)
Kirk Phillips (Dallas Cowboys, FA)
Ken Lacy (Michigan Panthers, USFL)

1982

Bill Purifoy (Dallas Cowboys, 7th round)
Eugene Williams (Seattle Seahawks, 7th round)

1981

Don Blackmon (NE Patriots, 4th round)
Denver Johnson (Tampa Bay Bucs, 8th round)
Paul Johns (Seattle Seahawks, FA)

1980

Quinn Jones (Atlanta Falcons, 12th round)

1979

Rickey Watts (Chicago Bears, 2nd round)
Eddie Hare (Boston Patriots, 4th round)
Doug Panfil (New Orleans Saints, 8th round)
Dave Rader (San Diego Chargers, 11th round)
Charles Washington (Kansas City Chiefs, FA)

1977

Steve August (Seattle Seahawks, 1st round)
Jim Stewart (New Orleans Saints, 8th round)
Giles Alexander (Boston Patriots, 10th round)
I.V. Wilson (Seattle Seahawks, 12th round)
Thomas Bailey (Dallas Cowboys, FA)
Wade Bosarge (Miami Dolphins, FA)
Cornell Webster (Seattle Seahawks, FA)

1976

Jeb Blount (Oakland Raiders, 2nd round)
Wes Hamilton (Minnesota Vikings, 3rd Rd)
Rick Engles (Seattle Seahawks, 3rd round)
Greg Fairchild, (Cincinnati Bengals, 4th Rd)
Steve Largent (Houston Oilers, 4th round)
Jessie Green (Green Bay Packers, 10th round)
Bernie Head (Miami Dolphins, 13th round)
Buddy Tate (Oakland Raiders, 17th round)

1975

Al Humphrey (Pittsburgh Steelers, 8th round)
Leonard Isabell (Miami Dolphins, 13th round)
Mark Lancaster (Detroit Lions, 17th round)
Ricky Childers (Kansas City Chiefs, FA)

1974

Danny Colbert (San Diego Chargers, 9th Rd)
Ray Rhodes (New York Giants, 10th round)
T.C. Blair (Detroit Lions, 11th round)

1973

Drane Scrivener (Dallas Cowboys, 4th round)
Arthur Moore (San Francisco 49ers, 6th Rd)
Ed White (Denver Broncos, 13th round)
Drew Pearson (Dallas Cowboys, FA)
George Haynes, Pittsburgh Steelers, FA)
Steve King (Boston Patriots, FA)
Steve Shores (Pittsburgh Steelers, FA)

1972

Ralph McGill (San Francisco 49ers, 2nd Rd)
Jean Barrett (San Francisco 49ers, 2nd Rd)
Jim Butler (Houston Oilers, 10th round)

James Shaw (San Diego Chargers, 16th Rd)
Dick Blanchard (Boston Patriots, FA)

1971

Josh Ashton (Boston Patriots, 9th round)
Ken Duncan (Minnesota Vikings, 17th round)

1970

Doug Wyatt (New Orleans Saints, 17th Rd)
Rick Arrington (Philadelphia Eagles, FA)

1969

Al Jenkins (Cleveland, 3rd round)
Chuck Reynolds (Cleveland, 8th round)
Mike Stripling (Cincinnati, 9th round)
Brant Conley (Boston, 15th round)

1968

Willie Crittendon (New Orleans, 4th round)
Rick Eber (Atlanta, 6th round)
Karl Henke (New York Jets, 8th round)
Joe Blake (New Orleans, 9th round)
Gary McDermott (Buffalo, 9th round)
Greg Barton (Detroit, 9th round)
Bob Joswick (Miami, 13th round)

1967

Don Bandy (Washington, 6th round)
Neal Sweeney (Denver, 6th round)
Milt Jackson (San Francisco, 7th round)
Charlie Hardt (Minnesota, 13th round)

1966

NFL
Willie Townes (Dallas, 2nd round)
Richard Tyson (Los Angeles Rams, 3rd Rd)
John Osmond (Philadelphia, 10th round)
Howard Twilley (Minnesota, 14th round)
Bud Harrington (Los Angeles Rams, 20th Rd)
AFL
Willie Townes (Boston, 1st round)
Richard Tyson (Oakland, 4th round)
John Osmond Kansas City, 6th round)
Bud Harrington (Denver, 9th round)
Howard Twilley (Miami, 12th round)

1965

NFL
Bob Breitenstein (Washington, 2nd round)
Jeff Jordan (Minnesota, 8th round)
Gary Porterfield (Dallas, 14th round)
Charlie Brown (Los Angeles Rams, 16th Rd)
Billy Guy Anderson (L.A. Rams, 19th round)
AFL
Bob Breitenstein (Denver, 5th round)
Charlie Brown (Boston, 9th round)
Billy Guy Anderson (Houston 11th round)
Jeff Jordan (Denver, 15th round)
Gary Porterfield (Oakland, 17th round)

1964

NFL
Bob Daugherty (San Francisco 49ers, 8th Rd)
Jerry Rhome (Dallas, 13th round)
Van Burkleo (Dallas, 15th round)
Edwin Dukes (Washington, FA)
AFL
Bob Daugherty (San Diego, 16th round)
Van Burkleo (San Diego, 24th round)
Jerry Rhome (New York Jets, 25th round)

1963

NFL
Tony Liscio (Green Bay, 3rd round)
John Simmons (Green Bay 6th round)
Ken Reed (San Francisco, 17th round)
AFL
John Simmons (Buffalo, 14th round)
Tony Liscio (New York Titans, 10th round)

1962

AFL
Joe Wayne Brooks (Denver, FA)

1961

NFL
Joe Novsek (Baltimore, 19th round)
AFL
Joe Novsek (Oakland, 17th round)
Jack Kreider (Houston, 25th round)

1960

AFL
Chuck Janssen (Los Angeles Chargers)

1959

Opie Bandy (Baltimore, 18th round)

1957

Dick Hughes (Pittsburg, 11th round)
Ronnie Morris (New York Giants, 19th round)

1954

Tom Miner (Pittsburgh, 3rd round)
Dick Kercher (Detroit, 6th round)
Ted Connolly (San Francisco, 9th round)
Ed Hughes (Los Angeles Rams, 10th round)

1953

Marvin Matuszak (Pittsburgh, 3rd round)
Bob St. Clair (San Francisco, 3rd round)
Willie Roberts (Los Angeles Rams, 4th round)
Howard Waugh (Los Angeles Rams, 6th Rd)
Jim Prewett (Baltimore, 8th round)
Floyd Harrawood (Green Bay, 9th round)
Kaye Vaughan (Baltimore, 12th round)
Ronnie Morris (Chicago Cardinals, 13th Rd)
Gene Helwig (Green Bay, 15th round)

1952

Jim Beasley (San Francisco, 6th round)
Jake Roberts (Los Angeles Rams, 12th round)
Bob Stringer (Philadelphia, 14th round)

1951

Jack Crocher (Cleveland, 20th round)
Hardy Brown (San Francisco, 21st round)
S.J. Whitman (Chicago Cardinals, 22nd Rd)
Fred Smith (Pittsburgh, 29th round)

1950

Russ Frizzell (Cleveland, 8th round)

1949

NFL
Jim Finks (Pittsburgh, 12th round)
Paul Barry (Los Angeles Rams, 13th round)
Jimmy Ford (Green Bay, 24th round)
AAFC
Jim Finks (Chicago Hornets, 4th Rd)

1948

NFL
J.R. Boone (Chicago Bears, 22nd round)
Don Sharp (Green Bay, 28th round)
Bobby Jack Stuart (Los Angeles Rams, 27th Rd)
A.B. Kitchens (Philadelphia, 28th round)

1947

NFL
Nelson Greene (New York Giants, 5rd round)
Jerry D'Arcy (Philadelphia, 12th round)
Hardy Brown (New York Giants, 12th round)
Hardin Cooper (Chicago Cardinals, 13th Rd)
Joe Haynes (Philadelphia, 23rd round)
AAFC
Cal Richardson (Buffalo, special selection)
Clyde LeForce (San Francisco, 1st round)

1946

Felto Prewitt (Philadelphia, 6th round)
Homer Paine (Philadelphia, 14th round)
Allen Smith (Philadelphia, 17th round)
Tom Worthington (Chicago Cardinals, 25th Rd)
Bob Verkins (Pittsburgh, 25th round)
Barney White (New York Giants, 26th round)

1945

Clyde Goodnight (Green Bay, 3rd round)
Al Kowalski (Los Angeles, 5th round)
Glen Burgeis (Chicago Bears, 7th round)
Ellis Jones (Boston, 8th round)
Toby Collins (Green Bay, 8th round)
Clyde LeForce (Detroit, 19th round)
Nolan Luhn (Green Bay, 25th round)
Dell Taylor (Detroit, 27th round)

1944

Sax Judd (Chicago Cardinals, 3rd round)
C.B. Stanley (Chicago Bears, 6th round)
Carl Buda (Pittsburgh, 11th round)
Sam Gray (Pittsburgh, 12th round)
Bobby Dobbs (Chicago Cardinals, 13th round)
Johnny Green (Philadelphia, 16th round)
Charley Mitchell (Chicago Bears, 28th round)

1943

Glenn Dobbs (Chicago Cardinals, 1st round)
N.A. Keithley (New York Giants, 16th round)
Cal Purdin (Chicago Cardinals, 25th round)
Maurice Hail (New York Giants, 26th round)

1942

Charley Greene (Pittsburgh, 6th round)
Wayne Holt (Pittsburgh, 13th round)
Glenn Henicle (Cleveland, 16th round)

1941

Bill Grimmett (Washington, 9th round)
Lee Gentry (Washington, 22nd round)

1940

John McKibben (New York Giants, 11th round)
Othel Turner (New York Giants, 15th round)

1939

Morris White (Philadelphia, 19th round)

1937

Ham Harmon (Chicago Cardinals, 5th round)
Les Chapman (Green Bay, 8th round)

1936

Tack Dennis (Chicago Cardinals, 7th round)

Hurricane in All-Star Games

Blue-Gray Game

Montgomery, AL

(played in December)

1941	Charles H. Green, T
1942	Glenn Dobbs, HB
1944	Perry Moss, B
1967	Gary McDermott, TB
	Carl Martin, OT
	Rick Eber, E
1968	Chuck Reynolds, C
1971	Jean Barrett, OT
1972	Drane Scrivener, DB
1980	Charles Caufield, DB
	Don Blackmon, DE
1981	Bill Purifoy, DL
1982	Sid Abramowitz, OL
	Ken Lacy, RB
1983	Micheal Gunter, RB
1985	Joe Dixon, DT
1987	Donnie Dee, DE/TE
1988	Dennis Byrd, DT
1989	David Fuess, K
1992	Ron Jackson, RB
1993	Gus Frerotte, QB
	Chris Penn, WR
1995	Sedric Clark, DE
	David Millwee, C
1996	Brian Newnam, OG
1999	Todd Franz, DB

Raycom Bowl Game

Montgomery, AL

(played in January)

2012	Trent Dupy, C
------	---------------

East-West Shrine Game

San Francisco, CA

(played in January)

1931	Ishmael Pilkington, B
1934	Roy Berry, HB
1940	Elmer Gentry, QB
1946	Clyde LeForce, B
1947	Nelson Greene, T
1948	Jim Finks, B
1970	Ralph McGill, DB
1972	Danny Colbert, DB
1975	Wes Hamilton, OG
1976	Steve August, OL
	Wade Bosarge, DB
1982	Sid Abramowitz, OL
1985	Gordon Brown, RB
1986	David Alexander, OL
1988	Dennis Byrd, DT
1991	Tracy Scroggins, OLB
1993	Chris Penn, WR
1997	Michael Ruhl, OT
2007	Paul Smith, QB
	(played in Houston)
2015	Keyarris Garrett, WR
	(pulled out due to injury week of game in St. Petersburg, Fla.)

Gridiron Classic

Orlando, FL

(played in January)

2003	Romby Bryant, WR
------	------------------

North-South All-Star Classic

Houston, Texas

(played in January)

2006	Nick Graham, DB
------	-----------------

Senior Bowl

Mobile, AL

(played in January)

1958	Opie Bandy, E
1964	Bob Breitenstein, G
	Gary Porterfield, E
1965	Billy Anderson, QB
	Bob Daugherty, B
	John Osmond, C
	Howard Twilley, E (MVP)
	Richard Tyson, T
1967	Rick Eber, E
1973	Ralph McGill, DB
1975	Steve Largent, WR
1976	Steve August, OL
	Ronnie Hickerson, QB
1981	Bill Purifoy, DL
1982	Sid Abramowitz, OL
	Stu Crum, K
1983	Micheal Gunter, RB
1986	David Alexander, OL
	Steve Gage, QB/DB
1991	Todd McGuire, C
	Jerry Ostroski, OL
1992	Barry Minter, LB
1995	Sedric Clark, DE
	David Millwee, C
2005	Garrett Mills, TE
2010	Charles Clay, H-B/FB
2020	Travis Gipson, DE
	Reggie Robinson, CB

Hula Bowl

Honolulu, HI

(played in January)

1964	Jerry Rhome, QB
	Jeff Jordan, E (MVP)
1969	Doug Wyatt, K
1991	Tracy Scroggins, OLB
1995	Mark DeLozier, P
1997	Michael Ruhl, OT
1999	Todd Franz, DB
2000	Corey Brown, WR
2007	Paul Smith, QB
2020	Zach Smith, QB
	Corey Taylor II, RB

SPIRAL Tropical Bowl

Daytona Beach, Fla.

(played in January)

2019	Keenen Johnson, WR
------	--------------------

Tulsa Players Currently in the NFL

BOB BABICH (Assistant Coach) • Buffalo Bills

In 3rd year with Buffalo Bills • Entered the NFL in 2003 as linebackers coach with the Rams.

ZAVEN COLLINS (LB) • Arizona Cardinals

Drafted with the 16th pick in the 1st round by the Arizona Cardinals in the 2021 NFL Draft.

TREVIS GIPSON (DE/OLB) • Chicago Bears

Drafted in 5th round of the 2020 NFL Draft by the Chicago Bears • Was the No. 155 overall pick.

REGGIE ROBINSON II (CB) • Dallas Cowboys

Drafted in the 4th round of the 2020 NFL Draft by the Dallas Cowboys • Was the No. 123 overall pick.

Tulsa Players Currently in the CFL

BRYAN BURNHAM (WR) • BC Lions

In 7th year with BC Lions • Three-time All-Star

DANE EVANS (QB) • Hamilton Tiger-Cats

In 3rd year with Hamilton Tiger-Cats • Signed as free agent in Oct. 2017. Led the Tiger-Cats to the 20019 Grey Cup Game.

TYLER HOLMES (OL) • Toronto Argonauts

In 8th year with Toronto Argonauts • Member of 2017 Grey Cup Champions



Texas vs. The Nation All-Star Challenge

Houston, Texas

(played in January)

2008	Tarrion Adams, RB
	Moton Hopkins, DE
	David Johnson, QB

NFLPA Collegiate Bowl

Carson, Calif.

(played in January)


2011	G.J. Kinne, QB (MVP)
	Matt Romine, OT
2013	Trey Watts, RB

Casino del sol All-Star Game

Tucson, Ariz.

(played in January)

2011	G.J. Kinne, QB
	Tyler Holmes, OT
2012	Derrick Jackson, DT
	Dexter McCoil, DB



STEVE LARGENT

Conference History

In the early years, Tulsa competed in the Oklahoma Collegiate Conference for 11 seasons. Tulsa posted a 46-7-4 record and won five league titles. The Hurricane spent four seasons as members of the Big Four Conference, winning three conference championships while registering a 12-1-1 mark.

From 1935 to 1985, The University of Tulsa competed for the Missouri Valley Conference football championship. After becoming a member of the conference in 1934, Tulsa proceeded to win the league championship its first four years and eight of its first nine years in the conference.

In 50 years of competition in the Missouri Valley

Conference, Tulsa won more conference championships than any other team in the history of the league. TU has to its credit 25 Missouri Valley Conference titles, including 19 outright titles and six co-championships.

Following the 1985 season, Tulsa withdrew its football membership from the Missouri Valley Conference. The league then closed down its operation of football as a conference sport. Before leaving the MVC, Tulsa won the final six league championships (1980-1985).

Tulsa played as an independent for 10 seasons before becoming a member of the Western Athletic Conference (WAC) beginning with the 1996 season,

while the 2004 campaign was the last in the WAC for the Hurricane. Tulsa's best finish in nine years in the WAC was second place with a 6-2 league record in 2003.

The 2005 season was the first for Tulsa in Conference USA, and the Golden Hurricane responded that season by winning the school's first conference title since 1985. Tulsa's affiliation with C-USA ended after the 2013 season, and in nine years, Tulsa posted an overall 49-23-1 mark, four West Division titles and two C-USA Championships.

Tulsa began its membership in the American Athletic Conference in the 2014 season.

Oklahoma Collegiate Conference (1914-28)

Year	W	L	T	Place
1914	3	2	0	3rd
1915	4	1	1	2nd
1916	4	0	0	1st
1917	did not compete			
1918	did not compete			
1919	5	0	1	1st
1920	6	0	1	1st
1921	5	1	0	2nd
1922	4	0	0	1st
1923	did not compete			
1924	did not compete			
1925	4	0	0	1st
1926	5	1	0	2nd
1927	3	1	1	2nd
1928	3	1	1	2nd
Total	46	7	4	5 titles (.842)

Big Four Conference (1929-32)

Year	W	L	T	Place
1929	4	0	1	1st
1930	3	0	0	1st
1931	2	1	0	2nd
1932	3	0	0	1st
Total	12	1	1	3 titles (.893)

Missouri Valley Conference (1935-85)

Year	W	L	T	Place	Champion
1935	3	0	0	1st (tie)	Tulsa, Washington
1936	3	0	0	1st (tie)	Tulsa, Creighton
1937	3	0	0	1st	Tulsa
1938	3	1	0	1st	Tulsa
1939	2	1	1	3rd	Washington
1940	4	0	0	1st	Tulsa
1941	4	0	0	1st	Tulsa
1942	5	0	0	1st	Tulsa
1943	1	0	0	1st	Tulsa
1944	0	1	0	2nd	Oklahoma A&M
1945	2	1	0	2nd	Oklahoma A&M
1946	3	0	0	1st	Tulsa
1947	3	0	0	1st	Tulsa
1948	0	1	1	4th	Oklahoma A&M
1949	1	2	1	5th	Detroit
1950	3	0	1	1st	Tulsa
1951	4	0	0	1st	Tulsa
1952	3	1	0	2nd	Houston
1953	1	3	0	4th	Detroit, Oklahoma A&M
1954	0	4	0	4th	Wichita State
1955	1	3	0	4th (tie)	Detroit, Wichita State
1956	2	1	1	2nd (tie)	Houston
1957	2	3	0	3rd	Houston
1958	2	2	0	3rd (tie)	North Texas
1959	2	2	0	3rd	Houston, North Texas
1960	2	1	0	2nd	Wichita State
1961	1	2	0	2nd (tie)	Wichita State
1962	3	0	0	1st	Tulsa
1963	2	2	0	3rd (tie)	Cincinnati, Wichita State
1964	3	1	0	2nd	Cincinnati
1965	4	0	0	1st	Tulsa

1966	3	1	0	1st (tie)	Tulsa, North Texas
1967	3	1	0	2nd	North Texas
1968	2	3	0	3rd	Memphis State
1969	1	4	0	6th	Memphis State
1970	3	1	0	2nd	Louisville
1971	3	2	0	2nd (tie)	Memphis State
1972	3	2	0	3rd (tie)	Drake, Louisville, W. Texas
1973	5	1	0	1st (tie)	Tulsa, North Texas
1974	6	0	0	1st	Tulsa
1975	4	0	0	1st	Tulsa
1976	2	1	1	1st (tie)	Tulsa, New Mexico State
1977	2	3	0	4th (tie)	West Texas State
1978	4	1	0	2nd	New Mexico State
1979	did not compete for the league title				
1980	4	1	0	1st	Tulsa
1981	5	1	0	1st (tie)	Tulsa, Drake
1982	6	0	0	1st	Tulsa
1983	5	0	0	1st	Tulsa
1984	5	0	0	1st	Tulsa
1985	5	0	0	1st	Tulsa
Total	143	54	6	25 titles (.719)	

Western Athletic Conference (1996-04)

Year	W	L	T	Place	Champion
1996	2	6	0	7th (Mountain)	Brigham Young*
1997	2	6	0	7th (Mountain)	Colorado State*
1998	2	6	0	7th (Mountain)	Air Force*
1999	1	6	0	8th	Hawaii, TCU
2000	4	4	0	5th	TCU, UTEP
2001	0	8	0	10th	Louisiana Tech
2002	1	7	0	Tie-9th	Boise State
2003	6	2	0	2nd	Boise State
2004	3	5	0	6th	Boise State
Total	21	50	0	0 titles (.296)	

*Won WAC Championship Game

Conference USA (2005-13)

Year	W	L	T	Place	Overall Champion	West Div.
2005	6	2	0	1st (West)	Tulsa	Tulsa
2006	5	3	0	3rd (West)	Houston	Houston
2007	6	2	0	1st (West)	UCF	Tulsa
2008	7	1	0	1st (West)	East Carolina	Tulsa
2009	3	5	0	T3rd (West)	East Carolina	Houston
2010	6	2	0	T1st (West)	UCF	SMU
2011	7	1	0	2nd (West)	Southern Miss	Houston
2012	7	1	0	1st (West)	Tulsa	Tulsa
2013	2	6	0	6th (West)	Rice	Rice
Total	49	23	0	2 Overall Championships, 4 West Division Titles, 1 Shared West Division Title		

American Athletic Conference (2014-Present)

Year	W	L	T	Place	Champion
2014	2	6	0	T8th	Memphis, Cincinnati, UCF
2015	3	5	0	4th (West)	Houston
2016	6	2	0	2nd (West)	Temple
2017	1	7	0	6th (West)	UCF
2018	2	6	0	T5th (West)	UCF
2019	2	6	0	T5th (West)	Memphis
2020	6	0	0	T1st	Cincinnati
Total	22	32	0	0 titles (.333)	

Missouri Valley Conference Selections

1935

Ham Harmon, C
Red Chapman, T
Harold Wickersham, HB
Tack Dennis, FB

1936

Red Chapman, T
Ham Harmon, C
Tudor Jones, QB
Morris White, HB

1937

Buster Baze, E
George Adams, C
Lester Graham, G
Curly Hayes, E
Morris White, QB

1938

Calvin Thomas, T
Forrest Gregory, G
John McKibben, E
Tommy Thompson, QB

1939

Leo Sas, G

1940

Charles Greene, T
Rich Morgan, C
Bill Grimmett, E
Glenn Dobbs, QB
Lester Moore, FB

1941

Elston Campbell, E
Rich Morgan, C
Charles Greene, T
Sax Judd, E
Glenn Dobbs, B
N. A. Keithly, B

1942

Sax Judd, E
Homer Paine, T
Maurice Hail, G
Charles Spilman, C
Glenn Dobbs, B
Calvin Purdin, WB

1945

Dick Moseley, E
Forrest Griggs, T
Bob Hellinghausen, C
C. B. Stanley, T
Hardy Brown, B
Camp Wilson, B

1946

Nelson Greene, T
Bob Hellinghausen, C
Vic Jordan, G
Harden Cooper, T
Bill Kemplin, E
Clyde LeForce, B
Hardy Brown, B

1947

Nelson Greene, T
Ralph Detwiller, G
Bill Cagle, C
Arnold Burrough, G
Jimmy Finks, B
J. R. Boone, B

1948

Jimmy Finks, B

1950

Dave Rakestraw, T
Jim Beasley, C
Fred Smith, E
Ronnie Morris, B
J. C. Roberts, B

1951

Tom Miner, E
Jim Prewitt, T
Jim Beasley, C
Marvin Matuszak, G
Ronnie Morris, B
Howard Waugh, B

1952

Willie Roberts, E
Marvin Matuszak, G
Ronnie Morris, B
Dick Kercher, B
Howard Waugh, B

1953

Tom Miner, E

1955

Chuck Yonker, T

1956

Max Black, C
Dean Slayton, T
Dick Hughes, B

1957

Dick Brown, E
Opie Bandy, T
Ronnie Morris, B

1958

Dick Brown, E
Opie Bandy, T
Ronnie Morris, B
Bob Brumble, B

1959

Joe Novsek, T
Chuck Jansen, G
Jerry Keeling, QB
Bob Brumble, FB

1960

Buddy Kelly, E
Jack Murphy, T
Mack Reeves, G
Jerry Keeling, QB

1961

Joe Novsek, T
Kenny Reed, G
Bo Bolinger, FB

1962

John Simmons, E
Tony Liscio, T
Kenny Reed, G
Dan Howard, C
Stuart McBirnie, FB

1963

John Simmons, E
Stu Stewart, G
Jeff Jordan, WB
Jerry Rhome, QB

1964

Howard Twilley, E
Jerry Rhome, QB
John Osmond, C
Mark Maddox, E
Bob Daugherty, HB
Willie Townes, DT
Dwight Claxton, LB
Jeff Jordan, HB
Eddie Dukes, MG
Gary Porterfield, DE
Ernie Riera, OG
Bob Breitenstein, OT

1965

Howard Twilley, E
Richard Tyson, OG
John Osmond, C
Joe Brooks, OT
Bill Anderson, QB
Neal Sweeney, FL
Willie Townes, DT
Tom McGuire, DT
Sheldon Moomaw, DG
Dwight Claxton, LB
Darrell Wolff, LB
Charles Hardt, DB

1966

Dan Bandy, OT
Gene Lakusiak, FB
Bob Junko, LB
Milt Jackson, DB

1967

Willie Crittendon, DT
Rick Eber, B
Bob Junko, LB
Carl Martin, T
Doug Wyatt, DB

1968

Luke Blair, LB
Doug Wyatt, DB

1969

Luke Blair, LB
Doug Wyatt, DB

1970

Josh Ashton, HB
Chuck Cummins, DT

1971

Gary Christensen, OT
Jean Barrett, OT
Jim Butler, TE

Sam Henry, K
Dick Blanchard, LB
Ralph McGill, DB

1972

Drane Scrivener, DB
Arthur Moore, DT

1973

Danny Colbert, DB
Al Humphrey, LB
Ken Thomas, DG
T.C. Blair, TE
Scott Marquis, OT
Freddie Carolina, HB
Arthur Bennett, K

1974

Arthur Bennett, K
Jeb Blount, QB
Steve Largent, OE
Wes Hamilton, OG
Greg Fairchild, OT
Al Humphrey, LB
Byron Franklin, LB
Ken Thomas, DG
Mack Lancaster, DT
Buddy Tate, DB

1975

Ken Steinke, TE
Steve Largent, WR
Wes Hamilton, OG
Bernie Head, C
Jeb Blount, QB
Carlisle Cantrell, RB
Jim Kasper, DT
Greg Fairchild, DT
Byron Franklin, LB
Kevin Black, DB
Buddy Tate, DB
Rick Engles, P

1976

Ron Henderson, QB
Steve August, OT
Cornell Webster, WR
Marcus Hatley, TE
Mel McGowen, DE
Bob Mogelnicki, C
I.V. Wilson, DT
Giles Alexander, DT
Jim Stewart, DB
Steve Cox, K

1977

Marcus Hatley, TE
Eddie Hare, P
Lovie Smith, DB
Harold Hamilton, OT

1978

Rickey Watts, WR
Doug Panfil, OT
Steve Nicholson, C
Don Blackmon, DE
Lovie Smith, DB
Eddie Hare, P

1979

Don Blackmon, DE
Lovie Smith, DB
Stu Crum, PK
Steve Nicholson, C
Robert Tennon, LB

1980

Denver Johnson, OT
Chris Kelly, OG
Don Blackmon, DE
Robert Tennon, LB
Charles Caufield, DB
Reggie Epps, LB
Kenneth Lacy, RB

1981

Sid Abramowitz, OT
Kurt Nichols, C
Willis Carolina, NG
George Gilbert, OT
Reno Hutchins, DB

1982

Sid Abramowitz, OT
Steve Cox, OG
David Imes, C
Kirk Phillips, SE
Micheal Gunter, RB
Ken Lacy, FB
Stu Crum, PK
Kevin Lilly, DT
Cliff Abbott, LB
Brent Dennis, DB
Steve Cook, P

1983

Cliff Abbott, LB
Tom Baldwin, DT
Brent Dennis, DB
Micheal Gunter, RB
Byron Jones, DE
John Kasperski, OG
Rod Patten, OT
David Pearson, C

1984

David Alexander, OT
Gordon Brown, RB
Joe Dixon, DT
Nate Harris, DB
Byron Jones, DE
John Kasperski, OG
Ronnie Kelley, FL
Kevin Lilly, DE
Albert Myres, DB
Xavier Warren, LB

1985

David Alexander, OG
Gordon Brown, RB
Joe Dixon, DT
Doug Desherow, DB
Steve Gage, QB
Kevin Lilly, DE
Mike Williams, OLB

Western Athletic Conference Selections

1996

First Team

Salifu Abudulai, DE
James Anderson, PK
Brian Newnam, OG

Second Team

Jeremy Bunch, S
Wes Caswell, WR
Muadianvita Kazadi, LB

Honorable Mention

Terrance Joseph, CB
Reggie Williams, RB

Academic

Wade Clark, Jr., DB
Levi Gillen, Jr., DB
Asher Ladner, So., DB
Pete Muther, Fr-RS, TE
Anthony Ratica, Fr-RS., OL

1997

First Team

Charlie Higgins, RB
Michael Ruhl, OT
Damon Savage, WR

Second Team

Levin Gillen, DB

Honorable Mention

Jason Jacoby, KOR
Rich Young, LB

Academic

Wade Clark, Sr., DB
Zac Craig, Fr-RS, DL
Levi Gillen, Sr., DB
Asher Ladner, Jr., DB
Pete Muther, So., TE
Anthony Ratica, So., OL
Steve Schiller, Fr-RS, OL

1998

First Team

Jason Mills, OT

Second Team

Wes Caswell, WR
Todd Franz, CB

Honorable Mention

Ryan Farley, DT
John Mosley, KOR
Neil Whitworth, DE

Academic

Philip Abode, So., LB
Keith Carey, So., DL
Ryan Cook, Fr-RS, LB
Asher Ladner, Sr., DB
Andrew LeCrone, Jr., WR
Drew McLaughlin, Fr-RS, TE
Pete Muther, Jr., TE
Anthony Ratica, Jr., OL
Steve Schiller, So., OL

1999

First Team

Todd Franz, CB

Second Team

Damon Savage, WR
John Mosley, RB
Ashon Farley, LB

Honorable Mention

Pete Muther, TE
Steve Schiller, C
Steve Wiedower, OG

Academic

Philip Abode, Jr., LB
Keith Carey, Jr., DL
Ryan Cook, So., LB
Zac Craig, Jr., DL
Don Douglass, Sr., OL
Sam Duregger, So., WR
Chris Earnest, So., PK
Gavin Engle, Jr., DB
Andrew LeCrone, Sr., WR
Drew McLaughlin, So., DL
Dani Mouri, Jr., LB

Pete Muther, Sr., TE
Anthony Ratica, Sr., OL
Steve Schiller, Jr., OL
Ricky Tallant, Fr-RS, PK
Andy Taylor, Sr., DL
Kirk Walters, So., QB

2000

First Team

Donald Shoals, WR/PR

Honorable Mention

Chris Earnest, PK
Ashon Farley, LB
CJ Scott, CB
Steve Wiedower, OG

Academic

Josh Blankenship, So., QB
Ryan Cook, Jr., LB
Chris Earnest, Jr., PK
Gavin Engle, Sr., DB
Andrew LeCrone, Sr., WR
Drew McLaughlin, Jr., DE
Dani Mouri, Sr., LB
Steve Schiller, Sr., OL

2001

Second Team

Drew McLaughlin, DE

Honorable Mention

Michael Dulaney, LB
Sam Rayburn, DT
Jarrod Roach, TE
Eric Richardson, RB
Kevin Shaffer, OT
Donald Shoals, WR

Academic

Philip Abode, Sr., LB
Matt Black, So., OL
Michael Dulaney, Jr., LB
Chris Earnest, Sr., PK
James Kilian, Fr-RS, QB

Max Kraus, So., DB
Drew McLaughlin, Sr., DL
Zach Newby, Fr-RS, OL

2002

First Team

Sam Rayburn, DT

Honorable Mention

Michael Dulaney, LB
Jermaine Landrum, PR
Eric Richardson, RB
Anthony Taylor, C
Jeff Thibodeaux, FS

Academic

Matt Black, Jr., OG
Caleb Blankenship, So., TE
Michael Dulaney, Sr., LB
Cory Hathaway, So., DL
James Kilian, So., QB
Max Kraus, Jr., DB
Terrell Siegfried, Sr., DB
Brendon Swisher, So., LB

2003

First Team

Nick Bunting, LB
Austin Chadwick, OT
Garrett Mills, TE

Second Team

Kedrick Alexander, DB
Romby Bryant, WR
Jermaine Hope, DB
James Kilian, QB
Michael LeDet, LB

Honorable Mention

Jorma Bailey, LB
Caleb Blankenship, TE
Jeremy Davis, DE
Eric Richardson, RB

Freshman of the Year
Nick Bunting, LB

Coach of the Year
Steve Kragthorpe

Academic

Caleb Blankenship, Jr., TE
Brad DeVault, So., PK
Cory Hathaway, Jr., TE
James Kilian, Jr., QB
Max Kraus, Sr., DB
Drew Lagow, So., DL
Garrett Mills, So., TE
Brendon Swisher, Jr., LB

2004

First Team

Ashlan Davis, KOR
Garrett Mills, TE
Derek Warehime, C

Second Team

Nick Bunting, LB
Jermaine Hope, DB
Michael LeDet, LB
Josh Walker, DL

Honorable Mention

Caleb Blankenship, TE
James Kilian, QB
Brandon Lohr, DL
Uril Parrish, RB

Academic

Matt Black, Sr., OL
Caleb Blankenship, Sr., TE
Nelson Coleman, Fr-RS, LB
Brad DeVault, Jr., PK
Brandon Diles, So., RB
Cory Hathaway, Sr., TE
James Kilian, Sr., QB
Drew Lagow, Jr., DS
Mike Mengers, So., OL
Garrett Mills, Jr., TE

Tulsa's Conference Honors

Offensive Players of the Year

Missouri Valley Conference

(awards began in 1971)

1974 Jeb Blount, QB
1975 Steve Largent, WR
1976 Ron Hickerson, QB
1983 Michael Gunter, RB
1985 Steve Gage, QB (UPI)

Conference USA

2007 Paul Smith, QB
2010 G.J. Kinne, QB

Defensive Players of the Year

Missouri Valley Conference

(awards began in 1971)

1971 Ralph McGill, DB
1974 Al Humphrey, LB
1975 Byron Franklin, LB
1976 Jimmy Stewart, DB
1980 Don Blackmon, DE

Conference USA

2006 Nick Bunting, LB
2013 Shawn Jackson, LB

American Athletic Conference

2020 Zaven Collins, LB

Special Teams Players of the Year

Conference USA

2010 Damaris Johnson, KR/PR

Newcomers of the Year

Missouri Valley Conference

(awards began in 1971)

1976 Lovie Smith, LB
1983 Steve Gage, QB

Western Athletic Conference

2003 Nick Bunting, LB

Conference USA

2007 Brennan Marion, WR

Coach of the Year

Missouri Valley Conference

1951 Buddy Brothers
1959 Bobby Dobbs
1962 Glenn Dobbs
1974 F.A. Dry
1975 F.A. Dry
1976 F.A. Dry
1982 John Cooper

Western Athletic Conference

2003 Steve Kragthorpe

Conference USA

2012 Bill Blankenship

Conference USA Selections

2005

First Team

Bobby Blackshire, DB
Ashlan Davis, KOR
Garrett Mills, TE
Jesse Stoneham, OG

Second Team

Nelson Coleman, LB
Nick Graham, DB

Third Team

Nick Bunting, LB
Brandon Lohr, DE
Uril Parrish, RB
Jeff Perrett, OT

All-Freshman Team

Moton Hopkins, DE
Roy Roberts, DB

2006

First Team (by Coaches)

Bobby Blackshire, Sr., DB
Nick Bunting, Sr., LB
Robert Latu, Sr., DE
Jeff Perrett, Sr., OT
(by Media)
Nelson Coleman, Jr., LB
Jeff Perrett, Sr., OT

Second Team (by Coaches)

Aaron Danenhauer, Sr., C
Nelson Coleman, Jr., LB
Nick Graham, Sr., DB
Jon Hameister-Ries, Sr., OG
Idris Moss, Sr., WR
Paul Smith, Jr., QB
(by Media)
Bobby Blackshire, Sr., DB
Nick Bunting, Sr., LB
Aaron Danenhauer, Sr., C
Idris Moss, Sr., WR

Third Team (by Coaches)

Chris Chamberlain, Jr., LB
(by Media)
Robert Latu, Sr., DE
Paul Smith, Jr., QB

All-Freshman Team

(by Coaches)
Anthony Egbuniwe, Fr., DE

All-Academic Team

(11-member team)
Mike Mengers, Sr., OT
(3.74/Mechanical Engineering)
Paul Smith, Jr., QB
(3.80/Communication)

2007

First Team (Coach/Media)

Paul Smith, Sr., QB
Chris Chamberlain, Sr., LB
Nelson Coleman, Sr., LB

Second Team (by Coaches)

Moton Hopkins, Jr., DE
Trae Johnson, Fr., WR
Brennan Marion, Jr., WR
John Warren, Jr., DS
(by Media)
Moton Hopkins, Jr., DE
Trae Johnson, Fr., WR
Brennan Marion, Jr., WR

All-Freshman Team

(by Coaches and Media)
Charles Clay, Fr., FB
Trae Johnson, Fr., WR

All-Academic Team

(11-member team)
Nelson Coleman, Sr., LB
(3.34/Business)
Paul Smith, Sr., QB
(3.84/Communication)

2008

(selected by Coaches)

First Team

Tarrison Adams, Sr., RB
Brennan Marion, Sr., WR
Justin Morsey, Sr., OG

Second Team

Moton Hopkins, Sr., DE
Damaris Johnson, Jr., KOR
James Lockett, Jr., DB

All-Freshman Team

DeAundre Brown, Fr., DB
Tyler Holmes, Fr-RS, OT
Damaris Johnson, Fr., WR

All-Academic Team

Moton Hopkins, Sr., DE
(3.37/Communication)
David Johnson, Sr., QB
(3.92/Exercise & Sports Science)

2009

(selected by Coaches)

Second Team

Damaris Johnson, So., KOR/WR
James Lockett, Jr., DB

All-Freshman Team

Trent Dupy, Fr., C
Cory Dorris, Fr-RS, DE
Ricky Johnson, Fr., WR
Dexter McCoil, Fr., DB

All-Academic Team

(11-member team)
G.J. Kinne, So., QB
(3.33/Exercise & Sports Science)

2010

(selected by Coaches)

First Team

Damaris Johnson, Jr., PR
G.J. Kinne, Jr., QB
Marco Nelson, Fr., DB

Second Team

Clint Anderson, Jr., OG
Damaris Johnson, Jr., WR/KR
Michael Such, Sr., P

All-Freshman Team

Stetson Burnett, Fr-GS, OG
Shawn Jackson, Fr-GS, LB
Marco Nelson, Fr., DB
Thomas Roberson, Fr., WR
Cody Wilson, Fr-RS, LB

All-Academic Team

G.J. Kinne, Jr., QB
(3.32/Exercise & Sports Science)

2011

(selected by Coaches)

First Team

Clint Anderson, Sr., OG
Curnelius Arnick, Sr., LB
Kevin Fitzpatrick, Sr., PK
Tyrann Walker, Sr., DE

Second Team

Willie Carter, Jr., H-Back
Ja'Terian Douglas, Jr., RB
G.J. Kinne, Sr., QB
Dexter McCoil, Jr., DB
Clay Sears, Sr., TE

All-Freshman Team

Brenton Todd, Fr., DE
Kwame Sexton, Fr., DB
Cole Way, Fr., P

All-Academic Team

Alan Dock, Sr., LB
(3.69/Accounting)
G.J. Kinne, Sr., QB
(3.27/Exercise & Sports Science)

2012

(selected by Coaches)

First Team

DeAundre Brown, Sr., LB
Brian DeShane, Sr., OT
Cory Dorris, Sr., DE
Jared Grigg, Sr., OT
Dexter McCoil, Sr., DB

Second Team

Trent Dupy, Sr., C
Keyarris Garrett, So., WR
Jared St. John, Sr., DE
Demarco Nelson, Jr., DB
Trey Watts, Jr., SR

All-Freshman Team

Derrick Alexander, Fr., DE
Rey Higuera, Fr., DS
Trent Martin, Fr., LB
Daniel Schwarz, Fr., PK

All-Academic Team

Jared St. John, Sr., DE
(3.34/History/Education)

2013

(selected by Coaches)

First Team

Stetson Burnett, Sr., OT
Shawn Jackson, Sr., LB
Trey Watts, Sr., RB

Second Team

Michael Mudoh, So., DB

All-Freshman Team

Dylan Foxworth, Fr., C
Darnell Walker, Fr., DB

American Athletic Conference Selections

2014

Second Team

Keevan Lucas, WR
Derrick Alexander, DE

2015

First Team

Keyarris Garrett, WR

2016

First Team

Blake Belcher, OT
James Flanders, RB
Keevan Lucas, WR
Chandler Miller, C

Second Team

Tyler Bowling, OG
D'Angelo Brewer, RB
Evan Plagg, OT

2017

First Team

D'Angelo Brewer, RB

Second Team

Tyler Bowling, OG
Justin Hobbs, WR
Chandler Miller, C
Jeremy Smith, DE

Honorable Mention

Evan Plagg, OT
McKinley Whitfield, SAF

2018

Second Team

Thomas Bennett, P
Tyler Bowling, OG

Honorable Mention

Cooper Edmiston, LB

2019

First Team

Trevis Gipson, DE
Reggie Robinson II, CB

Second Team

Shamari Brooks, RB
Zaven Collins, LB
Cooper Edmiston, LB

2020

First Team

Zaven Collins, LB
Jaxon Player, DL
Tyler Smith, OT

Second Team

Zack Long, PK
Chris Paul, OT
Keylon Stokes, WR
Cristian Williams NKL
Justin Wright, LB

Honorable Mention

Dante Bivens, OG
Dylan Couch, OG
Allie Green IV, CB
Kendarin Ray, SAF
Gerard Wheeler, C



In 2016, this quintet became the first group in NCAA history to have a 3,000-yard passer (#9 Dane Evans), two 1,000-yard rushers (#4 D'Angelo Brewer and #20 James Flanders) and two 1,000-yard receivers (#88 Josh Atkinson and #2 Keevan Lucas).

RECORDS

INSIDE

Tulsa's NCAA Records/ Annual Champions	124-125
Individual Season Leaders	126-134
Tulsa Team Records	135-136
Tulsa Individual Records	137-138
Opponent Team Records	139-140
Game Streaks	140
Tulsa Year-By-Year Offensive Totals	141
Opponent Year-By-Year Offensive Totals	141
Longest Plays	142
Hurricane 100-Yard Receivers	143-145
Hurricane 300-Yard Passers	145-146
Hurricane 100-Yard Rushers	146-149
Top-10 Single Game Performances	150
Top-10 Single Season Performances	150-151
Top-10 Career Performances	152-153
Career & Season 1,000-Yard Rushers	153

Tulsa by Decades	153
Tulsa Wins vs. Ranked Opponents	153
Games with Two 100-Yard Receivers	154
100+ Tackle Seasons	154
Top-10 Team Season Performances	154-155
Top-10 Opponent Season Performances	155
Top Crowds to See Tulsa Play	156
Series Records vs. All Opponents	157-158
Tulsa in Overtime	158
All-Time Head Coaching Records	158
Top 10 Winningest Coaches	158
Season-by-Season Review	159-161
Tulsa Won-Lost Records	161
Tulsa Athletic Hall of Fame	162
Homecoming Game Results	163
Tulsa in the National Polls	163
All-Time Results	164-179
Notes Page	180

Tulsa's NCAA Records

Individual NCAA Records

Total Offense

- **Quarterback Gaining 200 Yards Rushing and Passing (Game)**
Steve Gage vs. New Mexico, Nov. 8, 1986 (212 rushing, 209 passing)
- **One 5,000 Yard Passer, Three 1,000 Yard Receivers and One 1,000 Yard Rusher (Season)**
Paul Smith (5,065 passing); Brennon Marion (1,244 receiving), Trae Johnson (1,088 receiving), Charles Clay (1,024 receiving); and Tarrion Adams (1,225 rushing) in 2007
- **Most Combined Yardage by Quarterback and Rusher (Season)**
Paul Smith (5,065 passing) and Tarrion Adams (1,225 rushing) for 6,237 total yards in 2007
- **One 3,000 Yard Passer, Two 1,000 Yard Receivers and Two 1,000 Yard Rushers (Season)**
Dane Evans (3,348 passing); Kevan Lucas (1,180 receiving) and Josh Atkinson (1,058 receiving), James Flanders (1,629 rushing) and D'Angelo Brewer (1,435 rushing) in 2016

Rushing

- **Two Players, Same Team Each Gaining 200 Yards or More (Game)**
Gordon Brown, 214 (23 rushes) & Steve Gage, 206 (26 rushes) vs. Wichita State, Nov. 2, 1985
- **Two Players, Same Team, Each Gaining 1,000 Yards or More (Season)**
Micheal Gunter (1,464) & Ken Lacy (1,097) in 1982

Passing

- **Most Consecutive 300 Yard Passing Games (Season)**
14, Paul Smith, 2007 (14 games)

Receiving

- **Most Receptions (Career — 3 years)**
261, Howard Twilley, 1963-65 (3,343 yards)
- **Most Receptions Per Game (Season)**
13.4, Howard Twilley, 1965 (134 in 10 games)
- **Most Yards Gained by Two Players, Same Team (Game)**
640, Rick Eber (322) & Harry Wood (318) vs. Idaho State, Oct. 7, 1967 (33 receptions, 6 TDs)
- **Most Consecutive Games Gaining 200 Yards or More (Season)**
3, Howard Twilley, 1965
- **Most Receiving Yards by a Tight End (Season)**
1235, Garrett Mills, 2005 (13 games)
- **Most Yards Per Reception (Season, min. 30 catches)**
31.9, Brennan Marion, 2007 (1,244 yards on 39 receptions)
- **Three Players, Same Team, Each Gaining 1,000 Yards or More (Season)**
Brennan Marion (1,244 on 39 catches), Trae Johnson (1,088 on 70 catches), Charles Clay (1,024 on 69 catches)

All Purpose Yards

- **Most All-Purpose Yards (Career)**
7,796 yards, Damaris Johnson, 2746 receiving, 1062 rushing, 571 punt returns, 3,417 kickoff returns, 491 plays (2008-10)

Kickoff Returns

- **Most Kickoff Return Yards (Career)**
3,417 yds, Damaris Johnson (2008-10)
- **Most Kickoff Returns for a Touchdown (Season)**
5, Ashlan Davis, 2004 (74, 83, 94, 96, 100 yards)
- **Most Kickoff Returns for a Touchdown (Career)**
6, Ashlan Davis, 2004-05 (74, 83, 94, 96, 100 yards in 2004; 96 yards in 2005)
- **Most Kickoff Returns for a Touchdown in Consecutive Games**
4, Ashlan Davis, 2004 (100 yards vs. Boise State, 94 yards vs. Nevada, 83 yards vs. Rice, 96 yards vs. SMU)

Scoring

- **Most Two-Point Attempts Made (Season)**
6, Howard Twilley, 1964 (all on pass attempts)

Team NCAA Records

Turnovers (Giveaways)

- **Most Turnovers Lost**
61, 1976 (37 fumbles lost, 24 interceptions)

NCAA Annual Team Champions

Total Offense

1944 — 434.7
1951 — 480.1
1952 — 466.6
1964 — 461.8
1965 — 427.8
2007 — 543.9
2008 — 569.9

Rushing Offense

1952 — 321.5

Passing Offense

1942 — 233.9
1944 — 206.3
1962 — 199.3
1963 — 244.8
1964 — 317.9
1965 — 346.4
1966 — 272.0

Scoring Offense

1942 — 42.7
1964 — 38.4

Scoring Defense

1942 — 3.2

Kickoff Returns

1958 — 25.8

Net Punting

1942 — 41.3

First Downs

2008 — 391

Third Down Conversions

2008 — 110-of-193 (57%)

Individual NCAA Champions

Total Offense

1964 — Jerry Rhome (3,128)
1965 — Billy Guy Anderson (3,343)

Rushing Offense

1952 — Howard Waugh (1,372 on 164 rushes)

Passing Efficiency

1952 — Ronnie Morris (177.4)
1964 — Jerry Rhome (172.6)

Passing Yards

1964 — Jerry Rhome (2,870)
1965 — Billy Guy Anderson (3,464)

Points Responsible For

2007 — Paul Smith (26.14)



Steve Gage holds the NCAA record with Gordon Brown of TWO PLAYERS rushing for 200 yards in the same game.

All-Purpose Yards

2009 — Damaris Johnson (224.4)
2010 — Damaris Johnson (202.2)

Receiving Yards

1964 — Howard Twilley (1,178)
1965 — Howard Twilley (1,779)
1993 — Chris Penn (1,578), 9.6 per game receptions;
143.5 yards per game
2015 — Keyarris Garrett (1,588 for 122.2 ypg)

Scoring

1965 — Howard Twilley (127 points on 16 TDs & 31 PATs)

Interceptions

1940 — Dick Morgan (7 for 210 yards)

NCAA Annual Most-Improved Teams

1949, 5 games improved (0-9-1 to 5-4-1)
1970, 5 games improved (1-9-0 to 6-4-0)
1978, 6 games improved (3-8-0 to 9-2-0)
1991, 6.5 games improved (3-8-0 to 10-2-0)
2003, 6.5 games improved (1-11-0 to 8-5-0)

NCAA All-Time Leaders

Tulsa players ranked among the top-100 in the following statistical categories

Total Offense

Season Yards Per Game

Paul Smith, 370.3 (2003-07)

Career Yards

T.J. Rubley, 9,080 (1987-89, 91)
Paul Smith, 11,591 (2003-07)

Rushing

Single-Game Yards

Mark Brus, 312 yards vs. New Mexico State
(Oct. 27, 1990)
Tarrion Adams, 323 yards vs. Tulane (Nov. 22, 2008)

Passing

Career Passing Efficiency (400-499 Completions)

Jerry Rhome, 142.6 (1961 SMU, 1963-64 Tulsa)

Season Passing Efficiency

Jerry Rhome, 172.6 (1964)
David Johnson, 178.7 (2008)

Career All-Purpose Yards

Damaris Johnson, 2,693 for 224.4 ypg (2010)

Career TD Passes

T.J. Rubley, 73 in 47 games (1987-89, 91)
Paul Smith, 83 in 48 games (2003-07)

Season Yards Per Game

Billy Guy Anderson, 346.4 (1965)
Paul Smith, 361.7 (2007)

Season TD Passes

Jerry Rhome, 32 in 10 games (1964)
Paul Smith, 47 in 14 games (2007)
David Johnson, 46, 14 games (2008)

Single-Game Completions

Billy Guy Anderson, 42 vs. Southern Illinois (Oct. 30, 1965)

Receiving

Career Receptions Per Game (Min. 125 Receptions)

Howard Twilley, 10.0 (261 in 26 games)
Chris Penn, 6.5 (142 in 22 games)

Season Receptions Per Game

Howard Twilley, 13.4 (1965), 134 in 10 games
Howard Twilley, 9.5 (1964), 95 in 10 games
Chris Penn, 9.5 (1993), 105 in 11 games

Career Receptions

Howard Twilley, 261 (1963-65)

Season Receptions

Howard Twilley, 134 in 10 games (1965)
Chris Penn, 105 in 11 games (1993)
Howard Twilley, 95 in 10 games (1964)

Season TD Receptions

Dan Bitson, 16 in 11 games (1989)
Howard Twilley, 16 in 10 games (1965)

Single-Game Receptions

Rick Eber, 20 vs. Idaho State (Oct. 7, 1967)
Howard Twilley, 19 vs. Colorado State (Nov. 27, 1965)
Howard Twilley, 18 vs. Southern Illinois
(Oct. 30, 1965)



Career Yards

Howard Twilley, 3,343 on 261 receptions (1963-65)
Dan Bitson, 3,300 on 163 receptions (1987-89, 91)

Career Yards Per Game

Howard Twilley, 111.4 (1963-65)
Chris Penn, 107.7 (1991, 93)

Career TD Receptions

Steve Largent, 32 in 30 games (1973-75)
Howard Twilley, 32 in 30 games (1963-65)
Dan Bitson, 29 in 44 games (1987-89, 91)

Season Yards

Howard Twilley, 1,779 in 10 games (1965)
Chris Penn, 1,578 in 11 games (1993)

Season Yards by a Tight End

Garrett Mills, 1,235 on 87 receptions (2005), 13 games

Single-Game Yards

Rick Eber, 322 vs. Idaho State (Oct. 7, 1965)
Harry Wood, 318 vs. Idaho State (Oct. 7, 1967)

Scoring

Single-Game Points

Howard Twilley, 36 vs. Louisville (Nov. 6, 1965)

NCAA's All-Time Longest Plays

Passing

- 99 Troy DeGar to Wes Caswell vs. Oklahoma (Sept. 28, 1996)
- 98 Jerry Rhome to Jeff Jordan vs. Wichita State (Nov. 30, 1963)

Kickoff Returns

- 100 Jim Stewart vs. Virginia Tech (Nov. 6, 1976)
- 100 Jason Jacoby vs. UNLV (Oct. 15, 1994)
- 100 Jason Jacoby vs. Brigham Young (Nov. 4, 1995)
- 100 Ashlan Davis vs. Boise State (Oct. 16, 2004)

Biggest FBS Comebacks

- 35 Michigan State 41, Northwestern 38 2006
(MSU trailed 38-3 at 9:54 of 3rd Quarter)
- 31 **Tulsa 48, Fresno State 41 2016**
(Tulsa trailed 31-0 at 10:16 of 2nd Quarter)
- 31 TCU 47, Oregon 41 (Alamo Bowl) 2015
(TCU trailed 31-0 at halftime)
- 31 Texas Tech 44, Minnesota 41 (Insight Bowl) 2006
(Tech trailed 38-7 at 7:47 of 3rd quarter)
- 31 Ohio State 41, Minnesota 37 1989
(OSU trailed 31-0 at 4:29 of 2nd quarter)
- 31 Maryland 42, Miami (Fla.) 40 1984
(Maryland trailed 31-0 at halftime)

Howard Twilley set numerous NCAA receiving records in 1964 and 1965.

Tulsa Individual Season Leaders

Rushing Leaders 1941-2020

(based on net rushing yards) **Led NCAA

Year	Player	Att	Net	Avg	TD
1941	N.A. Keithley	83	297	3.6	-
1942	N.A. Keithley	87	497	5.7	-
1943	Clyde LeForce	56	290	5.2	-
1944	Camp Wilson	103	662	6.4	-
1945	Camp Wilson	138	662	6.4	-
1946	Paul Barry	85	548	6.5	-
1947	J.R. Boone	125	661	5.3	-
1948	Paul Barry	90	342	3.8	5
1949	Paul Barry	100	406	4.1	6
1950	Jake Roberts	138	954	6.9	-
1951	Howard Waugh	165	1118	6.8	7
1952	Howard Waugh	**164	**1372	*8.4	10
1953	Bob Decker	72	302	4.2	4
1954	Dick Scholtz	74	339	4.6	0
1955	Dick Scholtz	119	395	3.3	5
1956	Dick Hughes	128	618	4.8	5
1957	Ronnie Morris	125	569	4.6	1
1958	Ronnie Morris	128	624	4.9	-
1959	Bob Brumble	151	599	4.0	4
1960	David White	85	444	5.2	4
1961	David White	74	293	4.0	0
1962	Henry Dorsch	56	250	4.5	2
1963	Henry Dorsch	48	211	4.4	3
1964	Bob Daugherty	77	456	5.9	9
1965	Gene Lakusiak	70	351	5.0	2
1966	Gene Lakusiak	65	330	5.1	1
1967	Cee Ellison	153	661	4.3	3
1968	Mike Stripling (QB)	118	307	2.6	5
1969	Josh Ashton	231	851	3.7	6
1970	Josh Ashton	196	685	3.5	5
1971	Mike Ridley	90	311	3.5	1
1972	Ed White	160	675	4.2	6
1973	Freddie Carolina	137	540	3.9	6
1974	Thomas Bailey	85	456	5.4	6
1975	Carlisle Cantrell	157	914	4.8	7
1976	Rickey Watts	99	464	4.7	4
1977	Rickey Watts	108	423	3.9	5
1978	Sherman Johnson	169	826	4.9	6
1979	Paul Roberson	117	546	4.7	4
1980	Ken Session	164	662	4.0	5
1981	Brett White	119	740	6.2	10
1982	Micheal Gunter	195	1464	**7.5	11
1983	Micheal Gunter	226	1198	5.3	14
1984	Gordon Brown	159	995	6.3	6
1985	Gordon Brown	169	1201	7.1	4
1986	Derrick Ellison	170	1064	6.3	4
1987	Derrick Ellison	126	593	4.7	4
1988	Brett Adams	142	602	4.2	2
1989	Brett Adams	224	1071	4.8	7
1990	Chris Hughley	126	700	5.6	4
1991	Chris Hughley	267	1326	4.9	8
1992	Lamont Headd	171	827	4.8	2
1993	Lamont Headd	227	969	4.3	2
1994	Solomon White	230	1003	4.4	8
1995	Reggie Williams	144	729	5.1	4
1996	Reggie Williams	152	759	5.0	4
1997	Charlie Higgins	202	1043	5.2	11
1998	Charlie Higgins	79	447	5.7	2
1999	Reggie Williams	100	447	4.5	2



Shamari Brooks led Tulsa in rushing in both the 2018 and 2019 seasons.

1999	John Mosley	160	873	5.5	5
2000	Ken Bohanon	202	802	4.0	10
2001	Eric Richardson	131	469	3.6	5
2002	Eric Richardson	182	957	5.3	6
2003	Eric Richardson	181	811	4.5	12
2004	Uril Parrish	210	1064	5.1	8
2005	Uril Parrish	179	775	4.3	9
2006	Courtney Tennial	171	845	4.9	14
2007	Tarrion Adams	219	1225	5.6	8
2008	Tarrion Adams	247	1523	6.2	14
2009	G.J. Kinne (QB)	151	393	2.6	5
2010	G.J. Kinne (QB)	158	561	3.6	7
2011	Ja'Terian Douglas	112	883	7.9	4
2012	Trey Watts	186	1108	6.0	3
2013	Trey Watts	268	1329	5.0	11
2014	Zack Langer	196	801	4.1	4
2015	D'Angelo Brewer	162	837	5.2	6
2016	James Flanders	258	1629	6.3	18
2017	D'Angelo Brewer	288	1517	5.3	9
2018	Shamari Brooks	229	967	4.2	7
2019	Shamari Brooks	227	1046	4.6	6
2020	Corey Taylor II	105	544	5.2	4

Receiving Leaders 1941-2020

(based on receiving yards) **Led NCAA

Year	Player	Rec	Yards	Avg	TD
1941	Cal Purdin	13	217	16.7	2
1942	Sax Judd	35	509	14.5	9
1943	Barney White	16	188	11.8	5
1944	Barney White	29	531	18.3	4
1945	Dick Moseley	8	77	9.6	1
1946	Jimmy Ford	13	186	14.3	2
1947	Jimmy Ford	17	276	16.2	2
1948	Jimmy Ford	35	403	11.5	4

1949....	Fred Smith.....	31	441	14.2	5
1950....	Fred Smith.....	34	425	12.5	4
1951....	Tom Miner.....	31	459	14.8	1
1952....	Willie Roberts.....	39	691	17.7	12
1953....	Tom Miner.....	18	363	20.1	0
1954....	Kenny Kmet.....	16	271	16.9	1
1955....	Al Backus.....	11	156	14.1	1
1956....	Ronnie Morris.....	9	150	16.6	4
1957....	Dick Brown.....	6	104	17.3	0
1958....	Billy Neal.....	14	200	14.2	3
1959....	Buddy Kelly.....	21	270	12.8	3
1960....	Buddy Kelly.....	19	178	9.3	2
1961....	Max Letterman.....	21	277	13.2	1
1962....	John Simmons.....	65	860	13.2	9
1963....	John Simmons.....	39	543	13.9	3
1964....	Howard Twilley.....	**95	...	**1178	12.4	13
1965....	Howard Twilley.....	**134	...	1779	13.2	16
1966....	Neal Sweeney.....	56	740	13.2	3
1967....	Rick Eber.....	78	1168	14.9	10
1968....	Harry Wood.....	65	988	15.2	5
1969....	Jim Butler.....	46	593	12.9	7
1970....	Jim Butler.....	28	245	8.7	2
1971....	Jim Butler.....	50	484	9.7	0
1972....	Drew Pearson.....	33	690	20.9	5
1973....	Freddie Carolina.....	38	271	7.1	3
1974....	Steve Largent.....	52	884	17.0	14
1975....	Steve Largent.....	51	1000	19.6	14
1976....	Cornell Webster.....	38	622	16.4	1
1977....	Rickey Watts.....	40	639	16.0	1
1978....	Rickey Watts.....	34	730	21.5	5
1979....	Paul Johns.....	20	408	20.4	1
1980....	Paul Johns.....	29	420	14.5	1
1981....	John Green.....	16	252	15.8	2
1982....	Kirk Phillips.....	18	374	20.8	1
1983....	John Green.....	22	365	16.6	2
1984....	Ronnie Kelley.....	27	675	25.0	5
1985....	Ronnie Kelley.....	34	379	11.1	1
1986....	Ronnie Kelley.....	25	533	21.3	5
1987....	Dan Bitson.....	29	608	20.9	3
1988....	Dan Bitson.....	52	1138	21.9	9
1989....	Dan Bitson.....	73	1425	19.5	16
1990....	Frank Cassano.....	31	464	14.9	6
1991....	Chris Penn.....	37	792	21.4	5
1992....	Gary Brown.....	36	560	15.6	4
1993....	Chris Penn.....	**105	...	**1578	15.0	12
1994....	Wes Caswell.....	74	893	12.1	3
1995....	Michael Kedzior.....	44	620	14.1	3
1996....	Wes Caswell.....	49	817	16.7	5
1997....	Damon Savage.....	66	1084	16.4	6
1998....	Wes Caswell.....	52	598	11.5	4
1999....	Damon Savage.....	67	752	11.2	4
2000....	Donald Shoals.....	80	1195	14.9	5
2001....	Donald Shoals.....	75	908	12.1	4
2002....	Romby Bryant.....	49	593	12.1	7
2003....	Romby Bryant.....	47	748	15.9	8
2004....	Garrett Mills.....	51	560	11.0	2
2005....	Garrett Mills.....	87	1235	14.2	9
2006....	Idris Moss.....	58	803	13.8	1
2007....	Brennan Marion.....	39	1244	...	**31.9	11
2008....	Brennan Marion.....	43	1112	25.9	8
2009....	Damaris Johnson.....	78	1131	14.5	3
2010....	Damaris Johnson.....	57	872	15.3	4
2011....	Willie Carter.....	61	868	14.2	7



Keevan Lucas had two 1,000-yard receiving seasons as a sophomore with 1,219 yards and his senior season with 1,180 yards and thus completed his career ranked third on the school's career receiving chart.

2012....	Keyarris Garrett.....	67	845	12.6	9
2013....	Jordan James.....	39	471	12.1	2
2014....	Keevan Lucas.....	101	1219	12.1	11
2015....	Keyarris Garrett.....	96	...	**1588	16.5	8
2016....	Keevan Lucas.....	81	1180	14.6	15
2017....	Justin Hobbs.....	55	830	12.2	1
2018....	Keylon Stokes.....	41	575	14.0	2
2019....	Keylon Stokes.....	62	1040	16.8	6
2020....	Keylon Stokes.....	46	644	14.0	3

Scoring Leaders 1941-2020

Year **Players & Points (**Led NCAA)**

1941 ...	Cal Purdin, 30 (5TD)
1942 ...	Clyde LeForce, 59 (2 TD, 1 FG, 44 PAT)
1943 ...	Clyde LeForce, 59 (5 TD, 29 PAT)
1944....	Perry Moss, 65 (7 TD, 23 PAT)
1945 ...	Camp Wilson, 60 (10 TD)
1946 ...	Clyde LeForce, 67 (5 TD, 1 FG, 34 PAT)
1947....	J. R. Boone, 61 (10 TD, 1 PAT)
1948....	Jimmy Ford, 36 (4 TD, 12 PAT)
1949....	Dub Graves, 42 (7 TD)
1950....	Jack Crocker, 60 (10 TD)
1951....	Bill Parsons, 84 (14 TD)
1952....	Tom Miner, 74 (5 TD, 1 FG, 41 PAT)
1953 ...	Bob Decker, 24 (4 TD); Bill Walker, 24 (4 TD)
1954 ...	Chuck Phillips, 24 (4 TD); Bob Waugh, 24 (4 TD)
1955 ...	Dick Scholtz, 31 (5 TD, 1 PAT)
1956 ...	Ronnie Morris, 36 (6 TD)
1957 ...	Duwayne Gandy, 34 (3 TD, 3 FG, 7 PAT)
1958 ...	Bob Brumble, 48 (8 TD)
1959....	Jerry Keeling, 24 (4 TD); Bob Brumble, 24 (4 TD); David White, 24 (4 TD); Joe Cheap, 24 (4 TD)

1960 ... Bo Bolinger, 30 (5 TD)
 1961 ... Bo Bolinger, 24 (4 TD)
 1962.... John Simmons, 54 (9 TD)
 1963.... Jeff Jordan, 32 (4 TD, 4 2PAT); Bill Goods, 32 (3 TD, 2 FG, 8 PAT)
 1964 ... Howard Twilley, 110 (13 TD, 20 PAT, 6 two-pt. PAT)
 1965 ... Howard Twilley, 127 (16 TD, 23 PAT, 4 two-pt. PAT)**
 1966 ... Brent Roberts, 42 (7 TD)
 1967 ... Rick Eber, 80 (13 TD, 1 two-pt. PAT)
 1968 ... Mike Stripling, 30 (5 TD); Harry Wood, 30 (5 TD)
 1969.... Josh Ashton, 48 (8 TD)
 1970 ... Josh Ashton, 42 (7 TD)
 1971.... Sam Henry, 41 (7 FG, 20 PAT)
 1972 ... Sam Henry, 49 (9 FG, 22 PAT)
 1973 ... Arthur Bennett, 52 (8 FG, 28 PAT)
 1974 ... Steve Largent, 84 (14 TD)
 1975 ... Steve Largent, 84 (14 TD)
 1976 ... Steve Cox, 51 (11 FG, 18 PAT)
 1977 ... Steve Cox, 38 (7 FG, 17 PAT)
 1978 ... Stu Crum, 51 (6 FG, 33 PAT)
 1979 ... Stu Crum, 53 (11 FG, 20 PAT)
 1980 ... Stu Crum, 59 (11 FG, 26 PAT)
 1981 ... Kenny Jackson, 60 (10 TD); Brett White, 60 (10 TD)
 1982 ... Stu Crum, 100 (21 FG, 37 PAT)
 1983 ... Micheal Gunter, 84 (14 TD)
 1984.... Jason Staurowsky, 75 (16 FG, 27 PAT)
 1985 ... Steve Gage, 102 (17 TD)
 1986 ... David Fuess, 73 (13 FG, 34 PAT)
 1987 ... Erick Harrison, 44 (7 TD, 1 PAT)
 1988 ... Dan Bitson, 56 (9 TD, 1 PAT)
 1989.... Dan Bitson, 96 (16 TD)
 1990.... Jace Seals, 49 (10 FG, 19 PAT)
 1991.... Eric Lange, 75 (16 FG, 27 PAT)
 1992.... Eric Lange, 78 (19 FG, 21 PAT)
 1993.... Chris Penn, 74 (12 TD, 1 two-pt. PAT)

1994.... James Anderson, 64 (13 FG, 25 PAT)
 1995.... James Anderson, 59 (12 FG, 23 PAT)
 1996.... James Anderson, 83 (20 FG, 23 PAT)
 1997.... Charlie Higgins, 72 (12 TD)
 1998.... John Mosley, 42 (7 TD)
 1999.... Ken Bohanon, 56 (9, 1 two-pt. PAT)
 2000.... Chris Earnest, 60 (12 FG, 24 PAT); Ken Bohanon, 60 (10 TD)
 2001.... Chris Earnest, 37 (6 FG, 19 PAT)
 2002.... Romby Bryant, 42 (7 TD)
 2003.... Brad DeVault, 76 (9 FG, 49 PAT)
 2004.... Brad DeVault, 69 (12 FG, 33 PAT)
 2005.... Brad DeVault, 103 (18 FG, 49 PAT)
 2006.... Courtney Tennial, 96 (16 TD)
 2007.... Jarod Tracy, 94 (7 FG, 73 PAT)
 2008.... Jarod Tracy, 108 (10 FG, 78 PAT)
 2009.... Kevin Fitzpatrick, 81 (13 FG, 42 PAT)
 2010.... Kevin Fitzpatrick, 111 (16 FG, 63 PAT)
 2011.... Kevin Fitzpatrick, 96 (15 FG, 51 PAT)
 2012.... Alex Singleton, 150 (25 TD)
 2013.... Trey Watts, 74 (12 TD, 2 2PAT)
 2014.... Carl Salazar, 70 (12 FG, 34 PAT)
 2015.... Redford Jones, 109 (17 FG, 58 PAT)
 2016.... Redford Jones, 130 (21 FG, 67 PAT)
 2017.... Redford Jones, 80 (12 FG, 44 PAT)
 2018.... Corey Taylor II, 66 (11 TD)
 2019.... Jacob Rainey, 82 (15 FG, 37 PAT)
 2020.... Zack Long, 61 (12 FG, 25 PAT)

Pass Efficiency Rating 1941-2020

(Played in more than half of total games) **Led NCAA

Year	Player	Ef
1941....	Glenn Dobbs.....	82.0
1942....	Glenn Dobbs.....	138.8
1943....	Clyde LeForce.....	118.0
1944....	Perry Moss.....	128.8
1945....	Bob Smith.....	92.6
1946....	Clyde LeForce.....	109.6
1947....	Jim Finks.....	96.7
1948....	Jim Finks.....	100.4
1949....	Pete Annex.....	131.9
1950....	Ronnie Morris.....	118.6
1951....	Ronnie Morris.....	128.7
1952....	Ronnie Morris.....	**177.3
1953....	Bob Bohn.....	80.8
1954....	Mack Warren.....	84.8
1955....	Charlie Wynes.....	113.9
1956....	George Cagiola.....	165.0
1957....	George Cagiola.....	68.4
1958....	Jerry Keeling.....	101.9
1959....	Jerry Keeling.....	78.0
1960....	Jerry Keeling.....	106.5
1961....	Ronnie Sine.....	89.6
1962....	Stu McBurnie.....	115.8
1963....	Jerry Rhome.....	122.9
1964....	Jerry Rhome.....	**172.6
1965....	Bill Anderson.....	129.3
1966....	Greg Barton.....	122.7
1967....	Mike Stripling.....	107.2
1968....	Mike Stripling.....	93.9
1969....	Rick Arrington.....	97.3
1970....	John Dobbs.....	86.8
1971....	Todd Starks.....	101.2



Redford Jones completed his career as the school's all-time scoring leader with 319 points on 50 field goals and 169 PATs.



David Johnson holds the school record for passing efficiency in a single season of 178.7 in 2008 as he completed 258-of-400 for 4,059 yards and 46 TDs.

1972....	Todd Starks.....	101.9
1973....	Joe McCulley.....	125.7
1974....	Jeb Blount.....	122.8
1975....	Jeb Blount.....	125.9
1976....	Ron Hickerson.....	93.4
1977....	Bill Blankenship.....	89.8
1978....	Dave Rader.....	142.8
1979....	Bill Blankenship.....	114.0
1980....	Kenny Jackson.....	114.8
1981....	Kenny Jackson.....	114.0
1982....	Skip Ast.....	98.3
1983....	Steve Gage.....	111.2
1984....	Richie Stephenson.....	128.2
1985....	Steve Gage.....	117.2
1986....	Steve Gage.....	105.8
1987....	T.J. Rubley.....	107.8
1988....	T.J. Rubley.....	109.0
1989....	T.J. Rubley.....	132.5
1990....	Gus Frerotte.....	84.7
1991....	T.J. Rubley.....	139.2
1992....	Mark Matheson.....	106.3
1993....	Gus Frerotte.....	129.1
1994....	Tad Jones.....	142.2
1995....	Troy DeGar.....	96.1
1996....	Troy DeGar.....	103.6
1997....	John Fitzgerald.....	121.5
1998....	John Fitzgerald.....	121.4
1999....	Michael Wall.....	113.4
2000....	Josh Blankenship.....	109.3
2001....	Josh Blankenship.....	106.9
2002....	Tyler Gooch.....	116.8
2003....	James Kilian.....	128.4
2004....	James Kilian.....	113.8
2005....	Paul Smith.....	142.9
2006....	Paul Smith.....	141.0
2007....	Paul Smith.....	159.8

2008....	David Johnson.....	178.7
2009....	G.J. Kinne.....	142.6
2010....	G.J. Kinne.....	144.3
2011....	G.J. Kinne.....	147.4
2012....	Cody Green.....	114.5
2013....	Cody Green.....	112.1
2014....	Dane Evans.....	120.8
2015....	Dane Evans.....	151.6
2016....	Dane Evans.....	142.9
2017....	Luke Skipper.....	132.8
2018....	Seth Boomer.....	120.4
2019....	Zach Smith.....	131.9
2020....	Zach Smith.....	126.7

Punting Leaders 1941-2020

(based on punting average)

Year	Player	No	Yards	Avg
1941....	Glenn Dobbs.....	44	1631	37.1
1942....	Glenn Dobbs.....	26	1256	*48.3
1943....	Clyde LeForce.....	25	908	36.3
1944....	Lee Walker.....	11	386	35.1
1945....	Hardy Brown.....	40	1552	38.8
1946....	Hardy Brown.....	31	1216	39.2
1947....	Hardy Brown.....	46	1672	36.3
1948....	Jake Halter.....	24	873	36.4
1949....	Paul Barry.....	27	1040	38.5
1950....	Dub Graves.....	53	1821	34.4
1951....	Jack Egan.....	22	756	34.4
1952....	Bill Walker.....	25	973	39.1
1953....	Bill Walker.....	35	1165	33.2
1954....	Dick Scholtz.....	19	754	39.5
1955....	Dick Scholtz.....	46	1695	36.9
1956....	Ronnie Morris.....	44	1587	36.1
1957....	Ronnie Morris.....	49	1958	39.9
1958....	Ronnie Morris.....	46	1602	34.8
1959....	Bennie Davis.....	51	1739	34.1
1960....	Jim Furlong.....	42	1454	34.6
1961....	Jim Furlong.....	44	1584	36.0
1962....	Stu McBirnie.....	45	1641	36.5
1963....	Jerry Rhome.....	19	620	32.6
1964....	Bill Van Burkleo.....	23	793	34.5
1965....	Pete Poweska.....	47	1772	37.7
1966....	Brant Conley.....	68	2836	41.7
1967....	Brant Conley.....	59	2238	37.9
1968....	Brant Conley.....	61	2282	37.4
1969....	Ken Duncan.....	34	1452	34.7
1970....	Ken Duncan.....	67	2746	41.0
1971....	Steve Bowling.....	39	1295	33.2
1972....	Arthur Bennett.....	64	2290	37.3
1973....	Rick Engles.....	59	2174	36.8
1974....	Rick Engles.....	56	2270	40.5
1975....	Rick Engles.....	36	1676	46.5
1976....	Eddie Hare.....	61	2468	40.5
1977....	Eddie Hare.....	57	2309	42.0
1978....	Eddie Hare.....	66	2846	43.1
1979....	Steve Cook.....	65	2352	36.5
1980....	Steve Cook.....	64	2539	39.1
1981....	Steve Cook.....	64	2654	41.5
1982....	Steve Cook.....	55	2262	41.1
1983....	Richie Stephenson.....	58	2139	36.9
1984....	Richie Stephenson.....	49	1999	40.8
1985....	Richie Stephenson.....	48	1790	37.3
1986....	Richie Stephenson.....	50	1970	39.4

1987....	Danny Phelps.....	.65	2539	38.1
1988....	Danny Phelps.....	.64	2478	38.7
1989....	Danny Phelps.....	.41	1580	38.5
1990....	Danny Phelps.....	.60	2305	38.4
1991....	Gus Frerotte.....	.50	1776	35.5
1992....	Mark DeLozier.....	.50	2049	41.0
1993....	Mark DeLozier.....	.43	1658	38.6
1994....	Mark DeLozier.....	.64	2691	42.1
1995....	Mark DeLozier.....	.65	2676	41.2
1996....	Kirk Myrick.....	.62	2496	40.3
1997....	John Fitzgerald.....	.41	1566	38.2
1998....	John Fitzgerald.....	.24	.974	40.6
1999....	Casey Lipscomb.....	.61	2482	40.7
2000....	Casey Lipscomb.....	.64	2515	39.3
2001....	Casey Lipscomb.....	.65	2627	40.4
2002....	Cort Moffitt.....	.75	3016	40.2
2003....	Cort Moffitt.....	.44	1922	43.7
2004....	Chris Kindred.....	.61	2349	38.5
2005....	Chris Kindred.....	.63	2385	37.9
2006....	Paul Jurado.....	.18	.729	40.5
2007....	Michael Such.....	.43	1675	39.0
2008....	Michael Such.....	.22	.947	43.0
2009....	Michael Such.....	.57	2538	44.5
2010....	Michael Such.....	.48	2067	43.1
2011....	Cole Way.....	.34	1293	38.0
2012....	Cole Way.....	.77	3009	39.1
2013....	Dalton Parks.....	.66	2605	39.5
2014....	Dalton Parks.....	.70	2943	42.0
2015....	Dalton Parks.....	.68	2849	41.9
2016....	Dalton Parks.....	.64	2672	41.8
2017....	Thomas Bennett.....	.61	2581	42.3
2018....	Thomas Bennett.....	.53	2469	46.6
2019....	Thomas Bennett.....	.61	2626	43.0
2020....	Lachlan Wilson.....	.42	1801	42.9

*Dobbs' 48.3 average was nation's best, but min. 30 punts was NCAA standard.

Interception Leaders 1940-2020

(based on number of interceptions)

Year	Player	No	Yards	Avg
1940....	Dick Morgan.....	7	*210	33.0
1941....	n/a.....	n/a	n/a	n/a
1942....	Glenn Dobbs.....	4	34	8.5
1943....	Lee Walker.....	3	47	15.7
1944....	Bill Farrett.....	5	82	16.4
1945....	Bob Hellinghausen.....	4	85	21.2
1946....	Clyde LeForce.....	4	56	14.0
1947....	J. R. Boone.....	5	12	2.4
1948....	S. J. Whitman.....	4	79	19.8
1949....	S. J. Whitman.....	3	58	19.3
1950....	Gene Helwig.....	5	77	15.4
1951....	Gene Helwig.....	3	79	26.3
1952....	Tommy Hudspeth.....	6	65	10.8
1953....	Bob Holladay.....	2	36	18.0
1954....	Dick Scholtz.....	2	29	14.5
1955....	Lloyd Day.....	1	57	57.0
1956....	Ronnie Morris.....	5	0	0.0
1957....	Gary Schoolcraft.....	2	65	32.5
1958....	Ronnie Morris.....	3	56	18.7
1959....	Jerry Keeling.....	2	15	7.5
1960....	Joe Cheap.....	2	8	4.0
1961....	Bill Shewey.....	4	16	4.0
1962....	Bill Shewey.....	5	72	14.4

1963....	Jeff Jordan.....	4	132	33.0
1964....	Jeff Jordan.....	7	124	17.7
1965....	Bob Junko.....	3	35	11.7
1966....	Milt Jackson.....	6	48	8.0
1967....	Ken Wiginton.....	7	65	9.2
1968....	Ron Cambiano.....	3	0	0.0
1969....	Doug Wyatt.....	5	41	8.2
1970....	Jon Long.....	5	100	20.0
1971....	Randy Hawn.....	3	9	3.0
1972....	Al Humphrey.....	3	40	13.3
1973....	Al Humphrey.....	3	30	10.0
1974....	Kevin Black.....	3	40	13.3
1975....	Kevin Black.....	6	67	11.2
1976....	Gary Chandler.....	3	45	15.0
1977....	Keith Tillman.....	5	67	13.4
1978....	Mike Field.....	4	65	16.3
1979....	Charles Caufield.....	3	36	12.0
1980....	Charles Caufield.....	6	43	8.6
1981....	Reno Hutchins.....	7	47	6.7
1982....	Timmy Gibbs.....	5	67	13.4
1983....	Nate Harris.....	5	15	3.0
1984....	Nate Harris.....	8	131	16.4
1985....	Charles Wright.....	4	29	7.3
1986....	Charles Wright.....	4	50	12.5
1987....	Eric Barrs.....	4	89	22.3
1988....	Edward Epps.....	4	54	13.5
1989....	Lenny Williams.....	4	32	8.0
1990....	Chris Briscoe.....	3	13	4.3
	James Blake.....	3	10	3.3
1991....	Barry Minter.....	3	104	34.7
1992....	Chris Bratcher.....	3	31	7.0
1993....	Garrick Jackson.....	4	51	12.8
1994....	Malcolm Williams.....	4	8	2.0
1995....	Jeremy Bunch.....	6	76	12.7
1996....	Terrance Joseph.....	4	68	17.0
1997....	Levi Gillen.....	3	21	7.0
1998....	Chris Miller.....	3	60	20.0
1999....	Brett Butler.....	3	25	8.3
	Todd Franz.....	3	8	2.7
2000....	CJ Scott.....	5	66	13.2
2001....	Harold Burgess.....	2	0	0.0
2002....	Jeff Thibodeaux.....	3	28	9.3
	Darrell Wimberly.....	3	28	9.3
2003....	Oliver Fletcher.....	4	97	24.2
2004....	Michael LeDet.....	4	43	10.8
2005....	Nick Graham.....	6	66	11.0
2006....	Bobby Blackshire.....	4	26	6.5
2007....	Roy Roberts.....	3	69	23.0
	Chris Chamberlain.....	3	10	3.3
2008....	Roy Roberts.....	3	49	16.3
2009....	John Destin.....	4	83	20.8
2010....	Marco Nelson.....	6	88	14.7
	Dexter McCoil.....	6	63	10.5
2011....	Dexter McCoil.....	6	131	21.8
2012....	Dexter McCoil.....	5	38	7.6
2013....	Shawn Jackson.....	5	38	7.6
2014....	Michael Mudoh.....	2	1	0.5
2015....	Jeremy Brady.....	2	63	31.5
	Kerwin Thomas.....	2	45	22.5
	Darrell Williams.....	2	14	7.0
2016....	Jesse Brubaker.....	2	90	45.0
	Trent Martin.....	2	25	12.5
	Jeremy Brady.....	2	0	0.0



Damaris Johnson became the NCAA's career leader for all-purpose yards and kickoff return yardage in the 2010 season.

2017....	Craig Suits.....	2.....	55.....	27.5
2018....	Cooper Edmiston.....	4.....	34.....	8.5
2019....	Reggie Robinson II.....	4.....	37.....	9.2
2020....	Zaven Collins.....	4.....	152.....	38.0

Kick-off Return Leaders 1941-2020

(based on total return yards)

Year	Player	No	Yards	Avg
1941....	Jim Vickers.....	2.....	99.....	49.5
1942....	n/a.....	n/a.....	n/a.....	n/a
1943....	Dell Taylor.....	4.....	93.....	23.3
1944....	Camp Wilson.....	5.....	181.....	36.2
1945....	Camp Wilson.....	5.....	148.....	29.6
1946....	Paul Barry.....	14.....	276.....	19.7
1947....	J.R. Boone.....	8.....	270.....	33.8
1948....	Paul Barry.....	14.....	276.....	19.7
1949....	Denver Grigsby.....	12.....	280.....	23.3
1950....	Jack Crocker.....	9.....	232.....	25.8
1951....	Jack Crocker.....	14.....	256.....	18.3
1952....	Bob Holladay.....	13.....	284.....	21.8
1953....	Bob Decker.....	6.....	148.....	24.7
1954....	Kenny Kmet.....	12.....	245.....	20.4
1955....	Dick Scholtz.....	9.....	158.....	17.5
1956....	Dick Hughes.....	6.....	112.....	18.6
1957....	Ronnie Morris.....	7.....	148.....	21.1
1958....	Ronnie Morris.....	11.....	305.....	27.7
1959....	Joe Cheap.....	8.....	175.....	21.9
1960....	Joe Cheap.....	16.....	317.....	19.8
1961....	Monte Thrailkill.....	13.....	215.....	16.5
1962....	Ken Boone.....	10.....	159.....	15.9
1963....	Jeff Jordan.....	17.....	379.....	22.3
1964....	Jeff Jordan.....	16.....	265.....	16.6
1965....	Ken Parsons.....	12.....	255.....	21.3
1966....	Harry Wood.....	19.....	318.....	16.7
1967....	Joe Fitzgerald.....	12.....	263.....	21.9

1968....	Les Rogers.....	14.....	275.....	19.6
1969....	Josh Ashton.....	18.....	444.....	24.7
1970....	Ed White.....	8.....	119.....	14.8
1971....	Ralph McGill.....	21.....	500.....	23.9
1972....	Buddy Tate.....	18.....	324.....	18.0
1973....	Ray Rhodes.....	19.....	501.....	26.4
1974....	Freddie Carolina.....	10.....	306.....	30.6
1975....	Jim Stewart.....	8.....	157.....	19.6
1976....	Jim Stewart.....	19.....	437.....	23.0
1977....	Ervin Simmons.....	14.....	333.....	23.8
1978....	Rickey Watts.....	9.....	224.....	24.9
1979....	Benny May.....	10.....	191.....	19.1
1980....	Kenneth Lacy.....	17.....	361.....	21.2
1981....	Nate Harris.....	11.....	206.....	18.7
1982....	Benny May.....	9.....	168.....	18.7
1983....	Johnny Horton.....	4.....	106.....	26.5
1984....	Ronnie Kelley.....	6.....	125.....	20.8
1985....	Ronnie Kelley.....	16.....	312.....	19.5
1986....	Ronnie Kelley.....	14.....	278.....	19.9
1987....	Erick Harrison.....	23.....	500.....	21.7
1988....	Ron Beasley.....	22.....	485.....	22.0
1989....	Willie Hill.....	22.....	501.....	22.8
1990....	Chris Hughley.....	14.....	296.....	21.1
1991....	Chris Hughley.....	9.....	190.....	21.1
1992....	Marlo Fair.....	16.....	321.....	20.1
1993....	Kenny Gunn.....	21.....	524.....	25.0
1994....	Jason Jacoby.....	35.....	680.....	19.4
1995....	Jason Jacoby.....	25.....	581.....	23.2
1996....	Jason Jacoby.....	22.....	513.....	23.3
1997....	Jason Jacoby.....	35.....	798.....	22.8
1998....	John Mosley.....	16.....	355.....	22.2
1999....	John Mosley.....	19.....	281.....	14.8
2000....	Jorma Bailey.....	12.....	198.....	16.5
2001....	Jermaine Landrum.....	20.....	379.....	19.0
2002....	Sherman Steptoe.....	22.....	408.....	18.5
2003....	Uril Parrish.....	19.....	453.....	23.8
2004....	Ashlan Davis.....	37.....	1131.....	30.6
2005....	Ashlan Davis.....	33.....	767.....	23.2
2006....	Idris Moss.....	18.....	378.....	21.0
2007....	Roy Roberts.....	21.....	507.....	24.1
2008....	Damaris Johnson.....	54.....	1382.....	25.6
2009....	Damaris Johnson.....	46.....	1131.....	24.6
2010....	Damaris Johnson.....	34.....	904.....	26.6
2011....	Trey Watts.....	20.....	482.....	24.1
2012....	Trey Watts.....	21.....	586.....	27.9
2013....	Ja'Terian Douglas.....	13.....	369.....	28.4
2014....	D'Angelo Brewer.....	27.....	602.....	22.3
2015....	Bishop Louie.....	20.....	389.....	19.5
2016....	Bishop Louie.....	22.....	498.....	22.6
2017....	Keylon Stokes.....	26.....	527.....	20.3
2018....	Keylon Stokes.....	13.....	305.....	23.5
2019....	Keylon Stokes.....	19.....	369.....	19.4
2020....	Christian Lovick.....	5.....	95.....	19.0

Punt Return Leaders 1941-2020

(based on total return yards)

Year	Player	No	Yards	Avg
1941....	Jim Vickers.....	11.....	132.....	12.0
1942....	n/a.....	n/a.....	n/a.....	n/a
1943....	Clyde LeForce.....	15.....	154.....	10.3

1944...	Dean George	7	80	11.4
1945...	Bob Smith	14	152	10.8
1946...	Clyde LeForce	29	*413	14.2
1947...	Pete Annex	16	151	9.4
1948...	Len Makowski	8	84	10.5
1949...	Dub Graves	15	254	16.9
1950...	Dub Graves	13	139	10.7
1951...	Dick Kercher	13	168	12.9
1952...	Dick Kercher	4	47	11.8
1953...	Bob Decker	4	84	21.0
1954...	Bob Waugh	8	64	8.0
1955...	Dick Hughes	9	184	20.4
1956...	Dick Hughes	12	58	4.8
1957...	David Laird	6	59	9.8
1958...	Ronnie Morris	12	183	15.3
1959...	Joe Cheap	7	97	13.9
1960...	Joe Cheap	8	198	24.8
1961...	Charlie Phillips	5	26	5.2
1962...	Jeff Jordan	8	88	11.0
1963...	Jeff Jordan	8	70	8.8
1964...	Jeff Jordan	21	285	13.5
1965...	Ken Parsons	27	191	7.1
1966...	Harry Wood	15	56	3.7
1967...	Doug Wyatt	18	229	12.7
1968...	Doug Wyatt	7	83	11.8
1969...	David Moss	15	207	13.8
1970...	Ralph McGill	27	460	17.0
1971...	Ralph McGill	28	285	10.4
1972...	Danny Colbert	21	94	4.5
1973...	Danny Colbert	19	292	15.4
1974...	Freddie Carolina	17	153	9.0
1975...	Kevin Black	11	49	4.5
1976...	Cornell Webster	14	87	6.2
1977...	Rickey Watts	10	78	7.8
1978...	Mike Field	16	143	8.9
1979...	Chuck Simmons	22	125	5.7
1980...	Charles Caufield	23	170	7.4
1981...	Brent Dennis	31	287	9.3
1982...	Brent Dennis	22	257	11.7
1983...	Tim Gordon	11	171	15.5
1984...	Nate Harris	12	82	6.8
1985...	Tim Gordon	13	100	7.7
1986...	Charles Wright	18	158	8.8
1987...	Marcus McVay	15	75	5.0
1988...	Frank Cassano	22	171	7.8
1989...	Frank Cassano	30	283	9.4
1990...	Frank Cassano	38	366	9.6
1991...	Chris Penn	21	152	7.2
1992...	Gary Brown	13	87	6.7
1993...	Chris Penn	15	134	8.9
1994...	Jason Jacoby	8	52	6.5
1995...	Jason Jacoby	9	91	10.1
1996...	Spencer Braggs	25	199	8.0
1997...	Spencer Braggs	17	97	5.7
1998...	Spencer Braggs	15	146	9.7
1999...	Spencer Braggs	16	125	7.8
2000...	Donald Shoals	17	266	15.6
2001...	Donald Shoals	12	83	6.9
2002...	Jermaine Landrum	16	112	7.0
2003...	Jermaine Landrum	28	296	10.6
2004...	Jermaine Landrum	23	191	8.3
2005...	Ashlan Davis	13	85	6.5

2006...	Idris Moss	25	197	7.9
2007...	Trae Johnson	11	109	9.9
2008...	Trae Johnson	21	143	6.8
2009...	Damaris Johnson	18	256	14.2
2010...	Damaris Johnson	23	292	12.7
2011...	J.D. Ratliff	9	36	4.0
2012...	Trey Watts	22	154	7.0
2013...	Trey Watts	21	147	7.0
2014...	Conner Floyd	12	79	6.6
2015...	Conner Floyd	8	114	14.2
2016...	Keidrien Wadley	14	163	10.2
2017...	D'Angelo Brewer	1	4	4.0
2018...	Jarion Anderson	11	139	12.6
2019...	Keylon Stokes	12	52	4.3
2020...	Keylon Stokes	14	47	3.4

**Led NCAA

Passing Leaders 1941-2020

(based on total passing yards) **Led NCAA

Year	Player	Att	Com	Int	Pct	Yards	TD
1941...	Glenn Dobbs	69	34	10	.493	507	—
1942...	Glenn Dobbs	107	67	4	.626	1066	—
1943...	Clyde LeForce	90	43	5	.478	557	8
1944...	Perry Moss	77	45	6	.584	789	—
1945...	Bob Smith	42	17	2	.407	307	—
1946...	Clyde LeForce	125	61	7	.488	797	7
1947...	Jim Finks	136	59	19	.434	1041	7
1948...	Jim Finks	209	112	16	.536	1363	7
1949...	Pete Annex	128	65	9	.508	980	12
1950...	Ronnie Morris	128	61	12	.477	1014	9
1951...	Ronnie Morris	136	74	11	.544	1268	5
1952...	Ronnie Morris	139	78	6	.561	1442	18
1953...	Bob Bohn	73	31	8	.425	445	2
1954...	Mack Warren	104	39	10	.375	667	4
1955...	Charlie Wynes	71	39	4	.549	476	3
1956...	George Cagiola	48	25	1	.521	394	7
1957...	George Cagiola	43	14	4	.326	239	1
1958...	Jerry Keeling	99	50	11	.505	698	5
1959...	Jerry Keeling	144	58	13	.403	752	6
1960...	Jerry Keeling	161	81	14	.503	1018	10
1961...	Ronnie Sine	94	44	8	.468	512	4
1962...	Stu McBirnle	177	87	10	.492	1169	12
1963...	Jerry Rhome	258	150	13	.581	1909	10
1964...	Jerry Rhome	*326	224	4	.687	2870	32
1965...	Billy Guy Anderson	*509	296	14	.582	*3464	30
1966...	Greg Barton	235	133	14	.566	1673	13
1967...	Mike Stripling	185	86	14	.465	1271	11
1968...	Mike Stripling	347	164	15	.473	1968	8
1969...	Rick Arrington	288	141	19	.489	1641	12
1970...	John Dobbs	114	44	7	.386	664	4
1971...	Todd Starks	263	156	19	.517	1687	8
1972...	Todd Starks	170	78	16	.459	1201	8
1973...	Joe McCulley	227	132	11	.581	1579	13
1974...	Jeb Blount	260	142	13	.546	1831	15
1975...	Jeb Blount	218	116	12	.532	1663	13
1976...	Ron Hickerson	247	114	20	.461	1554	8
1977...	Bill Blankenship	211	93	11	.441	1293	3
1978...	Dave Rader	184	90	6	.474	1683	14
1979...	Bill Blankenship	84	38	4	.452	627	4
1980...	Kenny Jackson	174	80	4	.460	1208	8
1981...	Kenny Jackson	111	61	6	.550	806	3
1982...	Skip Ast	102	45	4	.441	596	4
1983...	Steve Gage	126	66	8	.524	876	5
1984...	Richie Stephenson	138	70	5	.507	1134	7

1985...	Steve Gage	141	78	8	553	1069	4
1986...	Steve Gage	137	57	15	416	1090	8
1987...	T.J. Rubley	313	159	17	508	2058	12
1988...	T.J. Rubley	374	182	20	487	2497	17
1989...	T.J. Rubley	308	155	6	503	2292	22
1990...	Gus Frerotte	216	97	10	449	1066	5
1991...	T.J. Rubley	260	148	9	569	2054	18
1992...	Gus Frerotte	249	116	11	466	1467	6
1993...	Gus Frerotte	383	214	15	559	2871	21
1994...	John Fitzgerald	255	136	14	533	1409	5
1995...	Troy DeGar	245	120	7	490	1304	6
1996...	Troy DeGar	219	97	6	443	1336	9
1997...	John Fitzgerald	256	139	13	543	2003	9
1998...	John Fitzgerald	226	131	6	580	1457	10
1999...	Josh Blankenship	235	119	15	506	1416	7
2000...	Josh Blankenship	379	196	11	517	2507	9
2001...	Josh Blankenship	230	128	6	557	1350	5
2002...	Tyler Gooch	348	190	8	546	2100	17
2003...	James Kilian	331	188	11	568	2217	22
2004...	James Kilian	337	184	16	546	2247	13
2005...	Paul Smith	364	227	6	624	2847	20
2006...	Paul Smith	350	233	9	666	2727	15
2007...	Paul Smith	544	327	19	601	5065	47
2008...	David Johnson	400	258	18	645	4059	46
2009...	G.J. Kinne	345	210	10	609	2732	22
2010...	G.J. Kinne	460	275	10	598	3650	31
2011...	G.J. Kinne	390	247	12	633	3090	28
2012...	Cody Green	419	228	11	544	2592	17
2013...	Cody Green	211	117	8	555	1339	7
2014...	Dane Evans	462	256	17	554	3102	23
2015...	Dane Evans	485	305	8	629	4332	25
2016...	Dane Evans	435	259	12	595	3348	32
2017...	Luke Skipper	127	71	4	529	1141	3
2018...	Seth Boomer	198	101	4	510	1378	9
2019...	Zach Smith	429	246	9	573	3279	19
2020...	Zach Smith	263	147	10	559	1947	13

Tackle Leaders 1976-2020

Year	Player	Solos	Assists	Total
1976...	Mel McGowen	21	85	106
1977...	Steve Nicholson	62	73	135
1978...	n/a	n/a	n/a	n/a
1979...	Robert Tennon	95	45	140
1980...	Robert Tennon	51	75	126
1981...	Blake Bjorkman	33	51	84
1982...	Bob Babich	35	67	102
1983...	Cliff Abbott	63	55	118
1984...	Xavier Warren	56	76	132
1985...	Mike Williams	35	55	90
1986...	Tony Buford	41	74	115
1987...	Darrell Ellison	78	38	116
1988...	Dennis Byrd	44	64	108
1989...	Matt Luke	60	57	117
1990...	Michael White	81	38	119
1991...	Michael White	84	48	132
1992...	Barry Minter	59	68	127
1993...	Billy Cole	75	53	128
1994...	Muadianvita Kazadi	52	42	94
1995...	Muadianvita Kazadi	48	49	97
1996...	Muadianvita Kazadi	70	60	130
1997...	Levi Gillen	92	56	148
1998...	Ashon Farley	48	23	71
1999...	Ashon Farley	37	48	85
2000...	Ashon Farley	66	49	115
2001...	Michael Dulaney	42	51	93
2002...	Michael Dulaney	51	49	100

2003...	Kedrick Alexander	65	56	121
2004...	Michael LeDet	62	32	94
2005...	Nelson Coleman	64	53	117
2006...	Nelson Coleman	43	55	98
2007...	Chris Chamberlain	101	64	165
2008...	Mike Bryan	53	66	119
2009...	DeAundre Brown	54	48	102
2010...	Curnelius Arnick	63	52	115
2011...	Curnelius Arnick	99	60	159
2012...	DeAundre Brown	81	44	125
2013...	Michael Mudoh	60	73	133
2014...	Michael Mudoh	55	58	113
2015...	Michael Mudoh	76	59	135
2016...	Trent Martin	53	47	100
2017...	McKinley Whitfield	67	46	113
2018...	Cooper Edmiston	47	66	113
2019...	Cooper Edmiston	47	59	106
2020...	Kendarin Ray	44	19	63

Sack Leaders 1984-2020

(based on total sacks)

Year	Player	Sacks/Yards
1984...	Byron Jones	4/-29
1985...	Mike Williams	4.5/-42
1986...	Dennis Byrd	6/-51
1987...	Donnie Dee	5.5/-36
1988...	Dennis Byrd	11/-60
1989...	Mike Rosson	6/-38
1990...	Tracy Scroggins	6/-41
1991...	Barry Minter	5/-40
1992...	Aaron Tallman	4/-25
1993...	Dunstan Anderson	4/-19
1994...	Sedric Clark	8/-61
1995...	Sedric Clark	10/-76
1996...	Salifu Abudulai	12/-76
1997...	Sean O'Boyle	3/-17
1998...	Ryan Farley	6/-35
1999...	Ashon Farley	3/-13
2000...	Drew McLaughlin	2.5/-16
2001...	Drew McLaughlin	5/-27
2002...	Sam Rayburn	4/-25
2003...	Jorma Bailey	7/-69
2004...	Clint Rountree	4/-31
2005...	Nick Bunting	5/-45
2006...	Robert Latu	6/-34
2007...	Alain Karatepeyan	9/-53
2008...	James Lockett	8.5/-62
2009...	Un'tavious Scott	6/-35
2010...	Shawn Jackson	8.5/-55
2011...	Tyrunn Walker	8/-57
2012...	Jared St. John	11.5/-75
2013...	Derrick Alexander	6.5/-47
2014...	Derrick Alexander	7.5/-58
2015...	Matt Linscott	5/-30
2016...	Petera Wilson	6.5/-44
2017...	Jeremy Smith	6/-51
2018...	Trevis Gipson	4/-20
2019...	Trevis Gipson	8/-52
2020...	Zaven Collins	4/-25
	Anthony Goodlow	4/-20

TFL Leaders 1976-2020

(based on total TFLs)

Year	Player	TFLs/Yards
1976	Mel McGowen	14/-82
1977	Steve Hatcher	10/-52
1978	n/a	n/a
1979	Don Blackmon	13/-49
1980	Eugene Williams	12/-60
1981	Willis Carolina	16/-77
1982	Tom Baldwin	6/-21
1983	Joe Dixon	5/-31
1984	Joe Dixon	16
1985	Mike Williams	8.5/-30
1986	Dennis Byrd	10.5/-29
1987	Dennis Byrd	7/-10
1988	Earl Johnson	6/-13
1989	Richard Wales	4.5/-8
1990	Tracy Scroggins	5/-20
1991	Michael White	7/-24
1992	Aaron Tallman	10/-29
1993	Daryle Johnson	7/-11
1994	Sedric Clark	8/-29
1995	Coco Butler	13/-32
1996	Salifu Abudulai	5/-14
1997	Rich Young	5/-9
1998	Ryan Farley	10/-31
1999	Ashon Farley	12/-31
2000	Drew McLaughlin	8/-37
2001	Sam Rayburn	16/-47
2002	Sam Rayburn	17.5/-59
2003	Jorma Bailey	13.5/-91
2004	Clint Rountree	14.5/-60
2005	Anthony Germany	13.5/-65
2006	Robert Latu	8.5/-38
2007	Alain Karatepeyan	22/-97
2008	James Lockett	16.5/-79
2009	James Lockett	10.5/-58
2010	Shawn Jackson	15.5/-74
2011	Tyrann Walker	13.5/-75
2012	DeAundre Brown	17/-85
2013	Shawn Jackson	18.5/-68
2014	Derrick Alexander	12/-72
2015	Matt Linscott	5/-30
2016	Jesse Brubaker	13.5/-60
2017	Craig Suits	9.5/-17
2018	Zaven Collins	9.5/-31
2019	Trevis Gipson	15/-72
2020	Zaven Collins	11.5/-49



Nelson Coleman led Tulsa in tackles in 2005 and 2006 en route to becoming the school's all-time leader with 413 career tackles.

Pass Defense Leaders 1959-2020

Year	Player	PBUs	Ints	Pass Defensed
1959	Jerry Keeling	n/a	2	2
1960	Joe Cheap	n/a	2	2
1961	Bill Shewey	n/a	4	4
1962	Bill Shewey	n/a	5	5
1963	Jeff Jordan	n/a	3	3
1964	Jeff Jordan	n/a	7	7
1965	Bob Junko	n/a	3	3
1966	Milt Jackson	n/a	6	6
1967	Ken Wiginton	n/a	7	7
1968	Ron Cambiano	n/a	3	3
1969	Doug Wyatt	n/a	5	5
1970	Jon Long	n/a	5	5
1971	Randy Hawn	n/a	3	3
1972	Al Humphrey	n/a	3	3
1973	Al Humphrey	n/a	3	3
1974	Kevin Black	n/a	3	3
1975	Kevin Black	n/a	6	6
1976	Gary Chandler	8	3	11
1977	Keith Tillman	5	5	10
1978	N/A	n/a	n/a	n/a
1979	Charles Caufield	3	3	6
1980	Charles Caufield	6	6	12
1981	Reno Hutchins	6	7	13
1982	Brent Dennis	7	4	11
1983	Brent Dennis	8	1	9
1984	Albert Myres	10	4	14
1985	Charles Wright	3	4	7
1986	Charles Wright	10	4	14
1987	Eric Barrs	12	4	16
1988	Eric Barrs	10	2	12
1989	Lenny Williams	10	4	14
1990	Chris Briscoe	6	3	9
1991	Barry Minter	3	3	6
1992	Chandler Norton	7	2	9
1993	Dennis Hickey	14	2	16
1994	Malcolm Williams	7	4	11
1995	Jeremy Bunch	7	6	13
1996	Terrence Joseph	11	4	15
1997	Todd Franz	8	0	8
1998	Todd Franz	13	2	15
1999	Todd Franz	8	2	10
2000	Harold Burgess	7	1	8
2001	Sherman Steptoe	7	1	8
2002	Jeff Thibodeaux	6	3	9
2003	Jermaine Hope	12	3	15
2004	Jermaine Hope	9	0	9
2005	Nick Graham	6	6	12
2006	Nick Graham	9	1	10
2007	Roy Roberts	12	3	15
2008	Kenny D. Sims	8	1	9
2009	Kenny D. Sims	10	0	10
2010	Charles Davis	11	2	13
2011	Dexter Mccoil	7	6	13
2012	Lowell Rose	10	2	12
2013	Darnell Walker	8	4	12
2014	Austin McDaniel	5	1	6
2015	Kerwin Thomas	12	2	14
2016	Kerwin Thomas	9	1	10
2017	Reggie Robinson II	9	0	9
	McKinley Whitfield	8	1	9
2018	McKinley Whitfield	7	2	9
2019	Reggie Robinson II	13	4	17
2020	Kendarin Ray	7	0	7

Tulsa Team Records

All records listed are since the 1940 season unless otherwise indicated.

Rushing

• Most Plays

Game: 76 vs. Marquette, 1951
Season: 689, 2012 (14 games)

• Most Net Yards

Game: 554 vs. Wichita State, 1985
Season: 3752, 2008 (14 games)

• Fewest Plays

Game: 16 vs. Southwestern, 1943
Season: 270, 1965 (10 games)

• Fewest Net Yards

Game: -73 vs. Michigan State, 2019
Season: 814, 1965 (10 games)

Passing

• Most Attempts

Game: 65 vs. Memphis State, 1965; Southern Illinois, 1965
Season: 564, 2007 (14 games)

• Most Completions

Game: 42 vs. Southern Illinois, 1965
Season: 336, 2007 (14 games)

• Most Yards

Game: 698 vs. Idaho State, 1967
Season: 5194, 2007 (14 games)

• Most Touchdown Passes

Game: 8 vs. Idaho State, 1967
Season: 49, 2007 (14 games)

• Most Had Intercepted

Game: 6 vs. Arkansas, 1947; Arkansas, 1963
Season: 32, 1969 (10 games)

• Fewest Attempts

Game: 3 vs. Houston, 1953
Season: 88, 1956 (10 games)

• Fewest Completions

Game: 1 vs. Indiana, 1945; Georgetown, 1948; Air Force, 1957;
Cincinnati, 1957; New Mexico State, 1982
Season: 31, 1957 (10 games)

• Fewest Yards

Game: 1 vs. McNeese State, 1979
Season: 511, 1957 (10 games)

• Fewest Touchdown Passes

Season: 2, 1957 (10 games)

• Fewest Had Intercepted

Season: 5, 1956 (10 games); 1980 (11 games)

• Best Completion Percentage

Game: .840 vs. UAB, 2008 (21 of 25); .825 vs. Indiana State, 2001
(33 of 40)
Season: .647, 1964 (10 games) (244 of 377)

Total Offense

• Most Plays

Game: 107 vs. UL-Monroe, 2015; Temple, 2018
Season: 1160, 2012 (14 games)

• Most Yards

Game: 798 vs. Idaho State, 1967; 791 vs. UTEP, 2008
Season: 7978, 2008 (14 games); 7615, 2007 (14 games)

• Fewest Plays

Game: 34 vs. Detroit, 1946
Season: 536, 1944 (9 games)

• Fewest Yards

Game: 50 vs. Oklahoma, 1987
Season: 2061, 1957 (10 games)

First Downs

• Most First Downs

Game: 39, vs. Idaho State, 1967
Season: 391, 2008 (14 games); 377, 2007 (14 games)

• Most Rushing

Game: 28 vs. Wichita State, 1985
Season: 194, 1985 (11 games)

• Most Passing

Game: 30, Idaho State, 1967
Season: 220, 2007 (14 games)

• Most By Penalty

Game: 5 vs. New Mexico State, 1946; West Texas State, 1976;
New Mexico State, 1978; Memphis, 1994; UTEP, 1999;
Fresno State, 2000; Boise State, 2002; UCF, 2019
Season: 27, 1977 (11 games); 2012 (14 games)

• Fewest First Downs

Game: 2 vs. Texas Christian, 1941
Season: 105, 1957 (10 games)

• Fewest Rushing

Game: 0 vs. Oklahoma, 1987; Michigan State, 2019
Season: 54, 1957 (10 games)

• Fewest Passing

Season: 23, 1957 (10 games)

• Fewest By Penalty

Season: 2, 1949 (11 games)

Punt Returns

• Most Returns

Game: 9 vs. Tampa, 1967; Indiana, 1945
Season: 49, 1945 (10 games)

• Most Return Yards

Game: 335 vs. Creighton, 1940
Season: 751, 1942 (10 games)

• Best Return Average

Season: 17.4, 1960 (10 games)



Dane Evans (2013-16) holds the school records for passing yards (11,680), total offense (11,752) and TD throws (84).

- **Fewest Returns**

Season: 12, 1952 (10 games); 2018 (12 games)

- **Fewest Return Yards**

Season: 47, 2020 (9 games); 58, 2019 (12 games)

- **Lowest Return Average**

Season: 3.8 on 30 returns, 1966 (10 games)

Kickoff Returns

- **Most Returns**

Game: 12 vs. Houston, 1966; Houston, 1988

Season: 64, 2008 (14 games)

- **Most Return Yards**

Game: 247 vs. Iowa PreFlight, 1944

Season: 1577, 2008 (14 games)

- **Best Return Average**

Season: 26.6, 2012 (14 games)

- **Fewest Returns**

Season: 16, 1956 (10 games); 2020 (9 games)

- **Fewest Return Yards**

Season: 252, 1942 (10 games)

- **Lowest Return Average**

Season: 14.2, 1970 (10 games)

Punting

- **Most Punts**

Game: 15 vs. Texas Tech, 1942 (Sun Bowl)

Season: 80, 2012 (14 games)

- **Most Yards**

Game: 661 vs. Memphis, 1994

Season: 3182, 1978 (11 games)

- **Best Average**

Season: 46.6, 2018 (12 games); 46.5, 1975 (11 games); minimum 30 punts

Pass Interceptions by Defense

- **Most Interceptions**

Game: 7 vs. Wichita State, 1966; Arkansas, 1943; Miami, 1944; Hardin

Simmons, 1956

Season: 29, 1942 (10 games)

- **Most Yards**

Game: 160 vs. Hawaii, 2010 (5 interceptions)

Season: 529, 1982 (11 games)

- **Fewest Interceptions**

Season: 5, 1955 (10 games); 1997 (11 games); 2019 (12 games)

- **Fewest Yards**

Season: 13, 2001 (11 games)

Penalties Against

- **Most Penalties**

Game: 17 vs. Kansas State, 1951; SMU, 2016; Oklahoma State, 2020

Season: 112, 1951 (11 games)

- **Most Yards**

Game: 171 vs. Cincinnati, 1971

Season: 1086, 1950 (11 games)

- **Fewest Penalties**

Game: 0 vs. Oklahoma State, 1955; Louisiana Tech, 1986; Ball State, 2008;

UCF, 2011; UCF, 2012 (1st game); UTEP, 2013

Season: 37, 2013 (12 games); 41, 1959 (9 games) and 1960 (10 games)

- **Fewest Yards**

Game: 0 vs. Oklahoma State, 1955; Louisiana Tech, 1986; Ball State, 2008;

UCF, 2011; UCF, 2012 (1st game)

Season: 300, 2013 (12 games); 331, 1959 (10 games)



Dexter McCoil (2009-12) holds the school record for career interceptions with 18.

Fumbles By Tulsa

- **Most Fumbles**

Game: 11 vs. Oklahoma State, 1983

Season: 64, 1976 (11 games)

- **Most Fumbles Lost**

Game: 7 vs. Arkansas, 1974

Season: 37, 1976 (11 games)

- **Fewest Fumbles**

Season: 9, 2014 (12 games)

- **Fewest Fumbles Lost**

Season: 5, 2014 (12 games)

Scoring

- **Most Points**

Game: 84 vs. Waco AFB, 1942; pre-1940, 152 vs. Oklahoma Baptist, 1919

Season: 661, 2008 (14 games); pre-1940, 621, 1920 (11 games)

- **Most Touchdowns**

Game: 12 vs. Waco AFB, 1942

Season: 90, 2008 (14 games); 79, 2007 (14 games)

- **Most Conversions Made**

Game: 11 vs. Tampa, 1967

Season: 87, 2008 (14 games); 75, 2007 (14 games)

- **Most Rushing Conversions Made**

Game: 1, several times (latest 2013)

Season: 2, 1958 (10 games); 1959 (9 games); 1993 (11 games); 1994 (11 games)

- **Most Passing Conversions Made**

Game: 3 vs. Oklahoma State, 1963; Houston, 1964

Season: 9, 1963 (10 games); 1964 (11 games)

- **Most Kicking Conversions Made**

Game: 11 vs. Tampa, 1967

Season: 86, 2008 (14 games)

- **Most Field Goals Made**

Game: 5 vs. Iowa, 1989

Season: 21, 1982 (11 games)

- **Most Safeties**

Game: 1, several times (latest 2020; before that 2007)

Season: 3, 1976 (11 games)

- **Fewest Points**

Season: 91, 1961 (10 games)

- **Fewest Touchdowns**

Season: 14, 1961 (10 games)

Tulsa Individual Records

Rushing

• Most Carries

Game: 46, Ron Jackson vs. San Diego State, 1991 (Freedom Bowl);
D'Angelo Brewer vs. Fresno State, 2016
Season: 267, Chris Hughley, 1991 (10 games)
Career: 753, D'Angelo Brewer, 2014-17 (46 games); 673, Trey Watts,
2010-13 (49 games); 623, Tarrion Adams, 2005-08 (50 games)

• Most Yards

Game: 323, Tarrion Adams vs. Tulane, 2008
Season: 1629, James Flanders, 2016 (13 games)
Career: 3917, D'Angelo Brewer, 2014-17, (46 games)

• Best Average

Game: 15.3, Howard Waugh vs. Houston, 1951 (Min. 10 att.)
Season: 8.73, Howard Waugh, 1952 (10 games) (Min 100 att.)
Career: 7.36, Howard Waugh, 1950-52 (26 games)

Passing

• Most Attempts

Game: 65, Billy Guy Anderson vs. Memphis State, 1965; Billy Guy
Anderson vs. Southern Illinois, 1965
Season: 534, Paul Smith, 2007 (14 games)
Career: 1567, Dane Evans, 2013-16 (46 games)

• Most Completions

Game: 42, Billy Guy Anderson vs. Southern Illinois, 1965
Season: 327, Paul Smith, 2007 (14 games)
Career: 904, Dane Evans, 2013-16 (46 games)

• Most Yards

Game: 502, Billy Guy Anderson vs. Colorado State, 1965
Season: 5065, Paul Smith, 2007 (14 games)
Career: 11680, Dane Evans, 2013-16 (46 games)

• Most Touchdown Passes

Game: 7, Jerry Rhome vs. Louisville, 1964
Season: 47, Paul Smith, 2007 (14 games)
Career: 84, Dane Evans, 2013-16 (46 games); 83, Paul Smith, 2003-07
(48 games)

• Most Interceptions

Game: 6, Jim Finks vs. Arkansas (47 games)
Season: 20, Ron Hickerson, 1976 (9 games); T.J. Rubley, 1988 (11 games)
Career: 54, T.J. Rubley, 1987-91 (47 games)

• Fewest Interceptions

Season: 1, Tad Jones, 1994 (Min. 100 attempts), 66-103
Career: 9, David Rader, 1976-78 (20 games) (Min. 100 attempts per season)

• Best Completion Percentage

Game: 1.000, Glenn Dobbs vs. Washington (Mo.), 1942 (10-10, 107 yards)
Season: .687, Jerry Rhome, 1964 (10 games); 224-326, 2870 yds.
Career: .640, J. Rhome, 1963-64 (20 games); 374-584, 4779 yds.

• Consecutive Passes Completed

15, Billy Guy Anderson vs. Colorado State, 1965

• Consecutive Passes Without an Interception

198, Jerry Rhome, 1964 (6 games)

• 300+ Passing Games

Season: 14, Paul Smith, 2007 (14 games)
Career: 16, Dane Evans, 2013-16 (46 games)

• 400+ Passing Games

Season: 4, Billy Guy Anderson, 1965 (11 games)
Career: 4, Billy Guy Anderson, 1965 (11 games); Dane Evans, 2013-16
(46 games)

Receiving

• Most Receptions

Game: 20, Rick Eber vs. Idaho State, 1967
Season: 134, Howard Twilley, 1965 (10 games)
Career: 261, Howard Twilley, 1963-65 (30 games)

• Most Yards

Game: 322, Rick Eber vs. Idaho State, 1967
Season: 1779, Howard Twilley, 1965 (10 games)
Career: 3343, Howard Twilley, 1963-65 (30 games)

• Most Touchdown Receptions

Game: 5, Howard Twilley vs. Louisville, 1965; Steve Largent vs. Drake, 1974
Season: 16, Howard Twilley, 1965 (10 games); Dan Bitson, 1989 (11 games)
Career: 32, Howard Twilley, 1963-65 (30 games); Steve Largent, 1973-75
(33 games); Keevan Lucas, 2013-16 (41 games)

Total Offense

• Most Plays

Game: 76, Mike Stripling vs. Memphis State, 1968
Season: 649, Paul Smith, 2007 (14 games)
Career: 1620, Paul Smith, 2003-07 (48 games)

• Most Yards

Game: 504, Jerry Rhome vs. Oklahoma State, 1964
Season: 5173, Paul Smith, 2007 (14 games)
Career: 11591, Paul Smith, 2003-07 (48 games)

• Average Plays Per Game

Season: 58.0, Billy Guy Anderson, 1965 (10 games)
Career: 40.3, Jerry Rhome 1963-64 (20 games)

Punting

• Most Punts

Game: 14, Eddie Hare vs. Arkansas, 1978 (41.3 avg.); Mark DeLozier
vs. Memphis, 1994 (47.2 avg.)
Season: 77, Cole Way, 2012 (14 games); 75, Cort Moffitt, 2002 (12 games)
Career: 268, Dalton Parks, 2013-16 (40 games)

• Best Average

Game: 65.2, Glenn Dobbs vs. Oklahoma, 1942
Season: 46.6, Thomas Bennett, 2018 (53 punts in 12 games);
46.5, Rick Engles, 1975 (36 punts in 11 games)
Career: 42.5, Michael Such, 2007-10 (170 punts in 49 games)



Tarrion Adams became Tulsa's single-game, single-season and career rushing leader in the 2008 season. Adams still holds the single-game record, but is now second for career and single-season rushing totals.

Punt Returns

• Most Returns

Game: 8, Freddie Carolina vs. Wichita State, 1974
Season: 38, Frank Cassano, 1990 (11 games)
Career: 75, Jermaine Landrum, 2001-04 (48 games)

• Most Yards

Game: 152, Len Makowski vs. McMurry, 1949 (3 returns)
Season: 460, Ralph McGill, 1970 (27 returns in 10 games)
Career: 820, Frank Cassano, 1987-90 (90 returns in 33 games)

Kickoff Returns

• Most Returns

Game: 9, Damaris Johnson vs. Houston, 2008
Season: 54, Damaris Johnson, 2008 (14 games)
Career: 134, Damaris Johnson, 2008-present (39 games)

• Most Return Yards

Game: 211, Damaris Johnson vs. UTEP, 2008
Season: 1382, Damaris Johnson, 2008 (14 games)
Career: 3417, Damaris Johnson, 2008-present (39 games)

• Most Touchdowns

Game: 1, several players (Trey Watts, 2012)
Season: 5, Ashlan Davis, 2004 (12 games)
Career: 6, Ashlan Davis, 2004-05 (23 games)

• Best Average

Game: 51.3, Freddie Carolina vs. Tampa, 1974 (3 for 154 yards)
Season: 33.8, J.R. Boone, 1947 (10 games)
Career: 27.1, Ashlan Davis, 2004-05 (23 games)

Interceptions

• Most Interceptions

Game: 3, several players (latest Michael LeDet, UTEP, 2004)
Season: 8, Nate Harris, 1984 (11 games)
Career: 18 Dexter McCoil, 2009-12 (51 games); 13, Jeff Jordan, 1962-64 (30 games); 13, Nate Harris, 1980-84 (33 games);

• Most Yards

Game: 117, Jeff Jordan vs. Memphis State, 1963
Season: 210, Richard Morgan, 1940 (10 games)
Career: 276, Jeff Jordan, 1962-64 (30 games)

Scoring

• Most Points

Game: 36, Howard Twilley vs. Louisville, 1965
Season: 150, Dexter McCoil, 2012 (14 games)
Career: 319, Redford Jones 2014-17 (45 games)

• Most Touchdowns

Game: 5, Steve Largent vs. Drake, 1974; Howard Twilley vs. Louisville, 1965; James Flanders vs. Memphis, 2016
Season: 25, Alex Singleton, 2012 (14 games)
Career: 44, Alex Singleton, 2009-12 (41 games), 43 rushing/1 receiving

• Most Touchdowns Receiving

Game: 5, Steve Largent vs. Drake, 1974; Howard Twilley vs. Louisville, 1965
Season: 16, Howard Twilley, 1965 (11 games); Dan Bitson, 1989 (11 games)
Career: 32, Howard Twilley, 1963-65 (30 games); Steve Largent, 1973-75 (33 games); Keevan Lucas, 2013-16 (41 games)

• Most Touchdowns Rushing

Game: 5, James Flanders vs. Memphis, 2016
Season: 25, Alex Singleton, 2009-12 (41 games)
Career: 43, Alex Singleton, 2009-12 (41 games)

• Most PATs Made

Game: 10, Clyde LeForce vs. Waco AFB, 1942
Season: 78, Jarod Tracy, 2008 (14 games)
Career: 202, Jarod Tracy, 2004-08 (46 games)

• Most Field Goals

Game: 5, David Fuess vs. Iowa, 1989
Season: 21, Stu Crum, 1982 (11 games); Redford Jones, 2016 (13 games)
Career: 53, Jason Staurovsky, 1981, 8385 (42 games)

• Most PAT Attempts

Game: 12, Clyde LeForce vs. Waco AFB, 1942
Season: 80, Jarod Tracy, 2008 (14 games)
Career: 209, Jarod Tracy, 2004-08 (202-of-209 made)

• Best PAT Percentage

Season: 1.000, 11 times (latest Redford Jones, 67-67, 13 games, 2016);
Before that: Carl Salazar, 34-34, 12 games, 2014 and Brad DeVault, 33-33, 10 games, 2004)
Career: .992, Stu Crum, 1978-80, 82 (119 of 120)

• Most Two-Point PAT Receiving

Game: 3, Howard Twilley vs. Houston, 1964
Season: 6, Howard Twilley, 1964 (10 games)
Career: 12, Howard Twilley, 1963-65 (30 games)

• Most Two-Point PAT Rushing

Season: 1, several tied (latest Trey Watts, 2013)
Career: 2, several tied

Tackles/Fumble Recoveries

• Most Tackles

Season: 165, Chris Chamberlain, 2007 (14 games)
Career: 413, Nelson Coleman, 2003-07

• Most Unassisted

Season: 101, Chris Chamberlain, 2007 (14 games)
Career: 247, Shawn Jackson, 2010-13; 227, Michael White, 1987-91

• Most Assisted

Season: 85, John Brown, 1978 (11 games)
Career: 184, Robert Tennon, 1976-80

• Most Tackles For Loss Yards

Season: 22, Alain Karatepeyan 2007 (14 games)
Career: 55.5 Shawn Jackson, 2010-13; 40, Don Blackmon, 1976-80; Sam Rayburn, 1999-02

• Most Yardage Lost Caused

Season: 134, Don Blackmon, 1978 (11 games)
Career: 239, Don Blackmon, 1976-80; 230, Shawn Jackson (2010-13)

• Most Quarterback Sacks

Season: 12, Salifu Abudulai, 1996 (11 games); 11.5, Jared St. John, 2012 (14 games)
Career: 23.5 Shawn Jackson, 2010-13; 20, Dennis Byrd, 1985-88 and Sedric Clark, 1992-95;

• Most Sack Yardage

Season: 76, Salifu Abudulai, 1996 (11 games); 75, Jared St. John, 2012 (14 games)
Career: 152, Sedric Clark, 1992-95; 146, Shawn Jackson, 2010-13

• Fumble Recoveries

Season: 5, Kelly Beesley, 1981 (11 games)
Career: 6, George Gilbert, 1978-81; Shawn Jackson, 2010-13

Coaching

• Most Victories

Season: 11, Todd Graham, 2008 (14 games); Bill Blankenship, 2012 (14 games)
Career: 70, Elmer Henderson, 1935-45 (100 games)

• Best Win Percentage

Season: 1.000, Sam McBirney, 1916 (10 games)
Career: .862, Francis Schmidt, 1919-21 (29 games)

• Fewest Victories

Season: 0, Hal Medford, 0-8-1 (1917); Bernie Witucki, 0-11 games (1954)
Career: 0, Fred Taylor, 1899 (1 game); Hal Medford, 1917 (9 games)

• Most Losses

Season: 11, Bernie Witucki, 1954 (11 games); Keith Burns, 2002 (12 games)
Career: 74, Dave Rader, 1988-99 (123 games)

Opponent Team Records

Rushing

- **Most Plays**
Game: 94, Wake Forest, 1970
Season: 623, 1977 (11 games)
- **Most Net Yards**
Game: 555, Houston, 1968
Season: 3408, 1997 (11 games)
- **Best Average**
Plays Per Game: 56.6, 1977 (11 games)
Gain Per Game: 309.8, 1997 (11 games)
- **Fewest Plays**
Game: 11, Hawaii, 2002
Season: 249, 1944 (9 games)
- **Fewest Net Yards**
Game: -46, Arizona, 1958
Season: 737, 1944 (9 games)
- **Lowest Average**
Plays Per Game: 27.7, 1944 (9 games)
Gain Per Game: 81.9, 1944 (9 games)

Passing

- **Most Attempts**
Game: 67, Rice, 2007
Season: 487, 2016 (13 games); 486, 2007 (14 games)
- **Most Completions**
Game: 42, North Texas State, 1982
Season: 292, 2007 (14 games)
- **Most Yards**
Game: 541, Rice, 2007
Season: 3733, 2007 (14 games)
- **Most Touchdown Passes**
Game: 6, Houston, 2008; Houston, 2011
Season: 32, 2008 (14 games)
- **Most Interceptions Thrown**
Game: 7, four times, latest Wichita State, 1966
Season: 29, 1942, 10 games
- **Fewest Attempts**
Game: 2, Cincinnati, 1952
Season: 123, 1955 (10 games)
- **Fewest Completions**
Game: 0, Waco AFB, 1942; Kansas State, 1954
Season: 36, 1945 (10 games)
- **Fewest Yards**
Game: 2, West Texas State, 1945
Season: 648, 1942 (10 games)
- **Fewest Touchdown Passes**
Season: 3, 1942 (10 games); 1978 (11 games)
- **Fewest Interceptions Thrown**
Season: 5, 1955 (10 games); 1997 (11 games); 2019 (12 games)

Total Offense

- **Most Plays**
Game: 104, Rice, 2007; 103, Marshall, 2013
Season: 1072, 2007 (14 games)
- **Most Yards**
Game: 773, Oklahoma, 2015; 762, Houston, 1968
Season: 6976, 2015 (13 games)
- **Most Yards Per Game**
Season: 536.6, 2015 (13 games)

- **Fewest Plays**
Game: 37, three times, latest Arkansas, 1955
Season: 436, 1944 (9 games)
- **Fewest Yards**
Game: 26, Waco AFB, 1942
Season: 1487, 1942 (10 games)
- **Fewest Yards Per Game**
Season: 148.7, 1942 (10 games)

First Downs

- **Most First Downs**
Game: 39, Oklahoma 2015; 38, Rice, 2007
Season: 293, 2017 (12 games)
- **Most Rushing**
Game: 30, West Texas State, 1977
Season: 172, 1997 (11 games)
- **Most Passing**
Game: 22, Hawaii, 2002; Houston, 2011
Season: 168, 2007 (14 games)
- **Most By Penalty**
Game: 7, Cincinnati, 1967
Season: 44, 1951 (11 games)
- **Fewest First Downs**
Game: 0, Randolph AFB, 1942
Season: 55, 1944 (11 games)
- **Fewest Rushing**
Game: 0, five times, latest Louisville, 1964
Season: 22, 1964 (9 games)
- **Fewest Passing**
Game: 0, Memphis State, 1972
Season: 18, 1945 (10 games)
- **Fewest By Penalty**
Season: 2, 1955 (10 games)

Punting

- **Most Punts**
Game: 15, Texas Tech, 1943
Season: 92, 1941 (9 games)
- **Best Average**
Game: 52.0, Cincinnati, 1994 (2 punts)
Season: 41.8, 1998 (11 games)
- **Fewest Punts**
Season: 38, 2002 (12 games)
- **Most Had Blocked**
Season: 4, 1944 (9 games)

Punt Returns

- **Most Returns**
Game: 11, Memphis, 1994
Season: 49, 1947 (10 games)
- **Most Yards**
Game: 199, Houston, 1966
Season: 567, 2002 (12 games)
- **Fewest Returns**
Season: 10, 1983 (11 games)
- **Fewest Yards**
Season: 29, 2010 (13 games)
- **Lowest Average**
Season: 1.5, 2010 (13 games)

Kickoff Returns

- **Most Returns**

Game: 13, Waco AFB, 1942
Season: 94, 2008 (14 games)

- **Most Yards**

Game: 233, Southern Illinois, 1964
Season: 1927, 2008 (14 games)

- **Fewest Returns**

Season: 14, 1955 (10 games)

- **Fewest Yards**

Season: 283, 1955 (10 games)

Pass Interceptions

- **Most Interceptions**

Game: 6, Arkansas, 1947 and 1963
Season: 24, 1949 (11 games); 1967 (10 games)

- **Most Yards**

Game: 134, New Mexico State, 1960 and Florida State, 1985; 132, East Carolina, 2013
Season: 423, 2008 (14 games)

- **Fewest Interceptions**

Season: 5, 1956 (10 games); 1980 (11 games)

- **Fewest Yards**

Season: 36, 2002 (12 games)

Penalties Against

- **Most Penalties**

Game: 18, UCF, 2020; 17, Wichita State, 1955
Season: 105, 2000 (12 games)

- **Most Yards**

Game: 155, Wichita State, 1955
Season: 898, 2002 (12 games)

- **Fewest Penalties**

Game: 1, 11 times, latest UCF, 2014
Season: 36, 1959 (10 games)

- **Fewest Yards**

Game: 5, Texas Tech, 1959; Houston, 1960; Louisiana Tech, 1986; New Mexico, 1986; TCU, 1998; UCF, 2014
Season: 313, 1941 (9 games)

Fumbles By Opponents

- **Most Fumbles**

Game: 11, Virginia Tech, 1976
Season: 54, 1974 (11 games)

- **Most Fumbles Lost**

Game: 7, Oklahoma State, 1952
Season: 29, 1974 (11 games)

- **Fewest Fumbles**

Season: 2, 1942 (10 games)

- **Fewest Fumbles Lost**

Season: 2, 1942 (10 games)

Scoring

- **Most Points**

Game: 100, Houston, 1968
Season: 471, 2014 (12 games); 467, 2007 (14 games)

- **Most Touchdowns**

Game: 13, Houston, 1968
Season: 62, 2014 (12 games); 60, 2007 (12 games)

- **Most Conversions Made**

Game: 13, Houston, 1968
Season: 60, 2014 (12 games); 52, 2007 (14 games)

- **Most Field Goals Made**

Game: 4, Arkansas, 1984; Kansas, 1992; Iowa, 1993; Oklahoma State, 2010; SMU, 2016
Season: 20, 1992 (11 games)

- **Most Safeties**

Game: 2, Arkansas State, 1978
Season: 2, 1968 (10 games); 1978 (11 games); 2004 (12 games)

- **Most Rushing Conversions Made**

Game: 2, West Texas State, 1977
Season: 2, 1958 (10 games); 1959 (9 games); 1977 (11 games); 1992 (11 games); 1993 (11 games)

- **Most Passing Conversions Made**

Game: 2, Toledo, 1964
Season: 3, five times, latest 1978

- **Fewest Points**

Season: 32, 10 games, 1942

- **Fewest Touchdowns**

Season: 5, 1942 (10 games)

Game Streaks

- **Most Consecutive Games Without a Loss:**

23 (Sept. 27, 1919 to Oct. 15, 1921)

- **Most Consecutive Wins:**

11 (Nov. 19, 1921 to Nov. 30, 1922)
11 (Jan. 1, 1942 to Nov. 26, 1942)

- **Most Consecutive Home Games Without a Loss:**

18 (Nov. 2, 1963 to Nov. 11, 1967)
18 (Nov. 11, 1944 to Oct. 4, 1947)

- **Most Consecutive Road Games Without a Loss:**

11, including one tie game. (Oct. 23, 1914 to Oct. 20, 1917)

- **Most Road Wins in a Season:**

5 (1914, 1982 and 2005)

- **Most Road Losses in a Season:**

6 (1954, 1969, 1977, 1988, 2002, 2017, 2018)

- **Most Home Wins in a Season:**

8 (1920)

- **Most Home Losses in a Season:**

5 (1954, 1999, 2001, 2002 and 2013)

- **Most Consecutive Losses:**

17 (Sept. 22, 2001 to Oct. 19, 2002)

- **Consecutive Shutouts:**

6 (1942)
5 (1913, 1920-21; last 4 games of 1920, first game of 1921)
4 (1926)

- **Most Shutouts in a Season:**

5 (1913, 1914, 1916, 1919, 1926, 1928, 1932)

- **Most Overtime Games in a Season:**

3 (2016)

Miscellaneous Statistics

- **Biggest Win Margin:**

151 (Tulsa 151, NE Oklahoma A&M 0 • Sept. 29, 1920)

- **Biggest Loss Margin:**

94 (Houston 100, Tulsa 6 • Nov. 23, 1968)

- **Most Points For:**

151 (Tulsa 151, NE Oklahoma A&M 0 • Sept. 29, 1920)

- **Most Points Against:**

100 (Houston 100, Tulsa 6 • Nov. 23, 1968)

- **Biggest Bowl Game Margin:**

56 (Tulsa 63, Bowling Green 7 • Jan. 6, 2008 • GMAC Bowl)

Tulsa Year-By-Year Offensive Totals

Year	Passing	Rushing	Total Offense	Scoring Offense
1945.....	78.4 (784).....	223.6 (223.6).....	302.0 (3020).....	27.5 (275).....
1946.....	110.6 (1106).....	212.1 (2121).....	322.7 (3227).....	29.5 (295).....
1947.....	119.4 (1194).....	166.7 (1667).....	286.1 (2861).....	14.3 (143).....
1948.....	157.6 (1576).....	127.0 (1270).....	284.6 (2846).....	13.5 (135).....
1949.....	120.9 (1330).....	165.4 (1819).....	286.3 (3149).....	20.3 (223).....
1950.....	123.9 (1363).....	307.6 (3384).....	431.5 (4747).....	30.8 (339).....
1951.....	150.3 (1653).....	325.3 (3578).....	475.5 (5231)*.....	33.7 (371).....
1952.....	145.1 (1451).....	321.5 (3215)*.....	466.6 (4666)*.....	34.1 (341).....
1953.....	71.5 (71.5).....	124.6 (1246).....	196.1 (1961).....	11.8 (118).....
1954.....	97.8 (1076).....	147.1 (1618).....	244.9 (2694).....	10.7 (118).....
1955.....	75.3 (753).....	179.3 (1793).....	254.6 (2546).....	12.4 (124).....
1956.....	59.3 (593).....	232.8 (2328).....	295.1 (2951).....	16.9 (169).....
1957.....	51.1 (511).....	155.0 (1550).....	206.1 (2061).....	11.0 (110).....
1958.....	93.2 (932).....	237.6 (2376).....	330.8 (3308).....	21.6 (216).....
1959.....	85.1 (851).....	203.5 (2035).....	288.6 (2886).....	13.7 (137).....
1960.....	107.7 (1077).....	187.5 (1875).....	295.2 (2952).....	16.9 (169).....
1961.....	81.6 (816).....	132.2 (1322).....	213.8 (2138).....	9.1 (91).....
1962.....	199.3 (1993)*.....	94.7 (947).....	294.0 (2940).....	21.9 (219).....
1963.....	244.8 (2448)*.....	96.7 (967).....	341.5 (3415).....	21.4 (214).....
1964.....	317.9 (3179)*.....	143.9 (1439).....	461.8 (4618)*.....	38.4 (384)*.....
1965.....	346.4 (3464)*.....	814 (81.4).....	427.8 (4278)*.....	31.5 (315).....
1966.....	272.9 (2729)*.....	89.8 (898).....	362.7 (3627).....	22.0 (220).....
1967.....	263.9 (2639).....	117.9 (1179).....	381.8 (3818).....	30.4 (304).....
1968.....	251.5 (2515).....	81.5 (815).....	333.0 (3330).....	14.9 (149).....
1969.....	216.3 (2163).....	105.2 (1052).....	321.5 (3215).....	18.3 (183).....
1970.....	108.7 (1087).....	144.7 (1447).....	253.4 (2534).....	18.7 (187).....
1971.....	167.4 (1841).....	104.5 (1149).....	271.8 (2990).....	15.7 (173).....
1972.....	162.5 (1788).....	144.5 (1589).....	307.0 (3377).....	17.7 (195).....
1973.....	236.5 (2601).....	111.4 (1225).....	347.8 (3826).....	23.5 (258).....
1974.....	219.7 (2417).....	133.4 (1467).....	353.1 (3884).....	25.9 (285).....
1975.....	219.7 (2417).....	229.1 (2520).....	448.8 (4937).....	33.4 (368).....
1976.....	175.1 (2101).....	132.9 (1595).....	308.0 (3696).....	21.5 (237).....
1977.....	185.3 (2039).....	164.2 (1806).....	349.5 (3845).....	15.0 (165).....
1978.....	171.9 (1891).....	196.5 (2161).....	368.4 (4052).....	26.3 (289).....
1979.....	100.5 (1106).....	197.0 (2167).....	297.5 (3273).....	17.7 (195).....
1980.....	121.1 (1332).....	227.1 (2498).....	348.2 (3830).....	22.1 (243).....
1981.....	92.3 (1015).....	212.2 (2334).....	304.5 (3349).....	27.6 (304).....
1982.....	91.5 (1007).....	304.2 (3346).....	395.7 (4353).....	31.1 (342).....
1983.....	99.2 (1091).....	277.3 (3052).....	376.6 (4143).....	27.0 (297).....
1984.....	135.4 (1489).....	217.6 (2394).....	353.0 (3883).....	23.7 (261).....
1985.....	105.5 (1161).....	308.2 (3390).....	413.7 (4551).....	24.9 (274).....
1986.....	124.5 (1370).....	289.5 (3184).....	414.0 (4554).....	26.6 (293).....
1987.....	188.6 (2075).....	116.7 (1284).....	305.3 (3359).....	15.9 (175).....
1988.....	249.4 (2743).....	128.7 (1416).....	380.8 (4189).....	23.1 (254).....
1989.....	222.1 (2443).....	177.8 (1956).....	399.9 (4399).....	25.3 (278).....
1990.....	150.2 (1662).....	190.1 (2091).....	340.3 (3743).....	16.6 (183).....
1991.....	194.2 (2136).....	185.8 (2044).....	380.0 (4180).....	27.7 (305).....
1992.....	198.3 (2181).....	159.5 (1755).....	357.8 (3936).....	21.8 (240).....
1993.....	286.6 (3153).....	124.3 (1367).....	410.9 (4520).....	23.8 (262).....
1994.....	204.3 (2247).....	173.6 (1910).....	377.9 (4157).....	22.2 (244).....
1995.....	140.4 (1544).....	178.9 (1968).....	319.3 (3512).....	21.2 (233).....
1996.....	208.5 (2293).....	175.2 (1927).....	383.6 (4220).....	22.3 (245).....
1997.....	225.7 (2483).....	140.0 (1549).....	366.5 (4032).....	23.5 (258).....
1998.....	212.1 (2333).....	168.9 (1858).....	381.0 (4191).....	20.2 (225).....
1999.....	203.2 (2235).....	114.4 (1258).....	317.5 (3493).....	20.9 (230).....
2000.....	225.5 (2706).....	112.3 (1347).....	337.8 (4053).....	20.0 (240).....
2001.....	215.3 (2368).....	131.0 (1441).....	346.3 (3809).....	17.4 (191).....
2002.....	193.4 (2321).....	123.3 (1480).....	316.8 (3801).....	19.4 (233).....
2003.....	196.1 (2549).....	191.7 (2492).....	387.8 (5041).....	30.7 (400).....
2004.....	187.2 (2247).....	168.0 (2016).....	355.2 (4263).....	28.8 (345).....
2005.....	237.1 (3083).....	165.1 (2146).....	402.2 (5229).....	33.1 (430).....
2006.....	226.5 (2944).....	162.1 (2107).....	388.5 (5051).....	27.7 (360).....
2007.....	371.0 (5194).....	172.9 (2421).....	543.9 (7615)*.....	41.1 (576).....
2008.....	301.9 (4226).....	268.0 (3752).....	569.9 (7978)*.....	47.2 (661).....
2009.....	254.3 (3112).....	150.8 (1809).....	410.1 (4921).....	29.2 (351).....
2010.....	288.7 (3753).....	216.9 (2820).....	505.6 (6573).....	41.3 (538).....
2011.....	248.7 (3233).....	191.7 (2492).....	440.4 (5725).....	33.0 (430).....
2012.....	211.4 (2960).....	245.7 (3440).....	457.1 (6400).....	34.7 (486).....
2013.....	191.4 (2297).....	164.8 (1977).....	356.2 (4274).....	21.0 (253).....
2014.....	264.7 (3176).....	147.8 (1774).....	412.5 (4950).....	24.7 (296).....
2015.....	333.2 (4332).....	174.2 (2264).....	507.4 (6596).....	37.2 (483).....
2016.....	265.3 (3449).....	261.7 (3402).....	527.0 (6851).....	42.5 (552).....
2017.....	173.1 (2077).....	247.2 (2967).....	420.3 (5044).....	29.3 (352).....
2018.....	177.1 (2125).....	200.5 (2406).....	377.6 (4531).....	24.1 (289).....
2019.....	281.3 (3376).....	138.3 (2067).....	419.7 (5036).....	26.4 (317).....
2020.....	252.8 (2275).....	161.3 (1452).....	414.1 (3727).....	27.1 (244).....

*Led the NCAA

Opponent Year-By-Year Offensive Totals

Year	Passing	Rushing	Total Offense	Scoring Offense
1945.....	81.0 (810).....	102.8 (1028).....	183.8 (1838).....	8.4 (84).....
1946.....	102.7 (1027).....	90.7 (907).....	193.4 (1934).....	8.3 (83).....
1947.....	68.4 (684).....	136.3 (1363).....	204.7 (2047).....	12.8 (128).....
1948.....	114.1 (1141).....	197.2 (1972).....	311.3 (3113).....	33.0 (330).....
1949.....	138.3 (1521).....	180.9 (1990).....	319.2 (3511).....	21.3 (234).....
1950.....	70.0 (770).....	166.3 (1829).....	236.3 (2599).....	11.3 (124).....
1951.....	123.2 (1355).....	148.5 (1633).....	271.6 (2988).....	18.2 (200).....
1952.....	141.0 (1410).....	163.3 (1633).....	304.3 (3043).....	19.7 (197).....
1953.....	n/a.....	n/a.....	n/a.....	25.8 (258).....
1954.....	139.6 (1396).....	252.9 (2529).....	392.5 (3925).....	30.7 (338).....
1955.....	102.6 (1026).....	242.8 (2428).....	345.4 (3454).....	23.2 (232).....
1956.....	68.1 (681).....	157.0 (1570).....	225.1 (2251).....	6.7 (67).....
1957.....	n/a.....	n/a.....	n/a.....	14.5 (145).....
1958.....	120.5 (1205).....	39.8 (398).....	160.3 (1603).....	10.0 (100).....
1959.....	121.3 (1213).....	141.8 (1418).....	263.1 (2631).....	16.4 (164).....
1960.....	108.5 (1085).....	188.5 (1885).....	297.0 (2970).....	23.0 (230).....
1961.....	86.2 (862).....	189.5 (1895).....	275.7 (2757).....	20.5 (205).....
1962.....	83.9 (839).....	188.4 (1884).....	272.3 (2723).....	18.1 (181).....
1963.....	105.4 (1054).....	204.5 (2045).....	309.9 (3099).....	24.1 (241).....
1964.....	94.0 (940).....	112.0 (1120).....	206.0 (2060).....	13.3 (13.3).....
1965.....	128.2 (1282).....	114.4 (1144).....	242.6 (2426).....	14.4 (144).....
1966.....	153.5 (1535).....	146.6 (1466).....	300.1 (3001).....	20.3 (203).....
1967.....	152.6 (1526).....	94.8 (948).....	247.4 (2474).....	15.5 (155).....
1968.....	161.5 (1615).....	171.5 (1715).....	333.0 (3330).....	31.4 (314).....
1969.....	147.0 (1470).....	283.7 (2837).....	430.7 (4307).....	37.7 (377).....
1970.....	154.2 (1542).....	171.6 (1716).....	325.8 (3258).....	17.8 (178).....
1971.....	125.1 (1376).....	224.2 (2466).....	350.2 (3852).....	27.0 (297).....
1972.....	103.5 (1139).....	214.0 (2354).....	317.5 (3493).....	24.5 (269).....
1973.....	115.7 (1273).....	168.5 (1853).....	284.2 (3126).....	17.5 (193).....
1974.....	110.4 (1214).....	171.3 (1884).....	281.6 (3098).....	18.5 (204).....
1975.....	107.3 (1180).....	210.0 (2310).....	317.3 (3490).....	16.4 (181).....
1976.....	116.5 (1282).....	154.0 (1694).....	270.5 (2976).....	17.1 (188).....
1977.....	161.5 (1777).....	294.5 (3239).....	456.0 (5016).....	34.0 (374).....
1978.....	174.1 (1915).....	191.7 (2109).....	365.8 (4024).....	18.5 (203).....
1979.....	101.0 (1111).....	210.4 (2314).....	311.7 (3425).....	20.1 (221).....
1980.....	148.9 (1638).....	156.5 (1721).....	305.4 (3359).....	17.8 (196).....
1981.....	128.5 (1413).....	190.0 (2090).....	318.5 (3503).....	17.8 (196).....
1982.....	234.9 (2584).....	150.5 (1655).....	385.4 (4239).....	17.8 (196).....
1983.....	167.7 (1845).....	161.7 (1779).....	329.5 (3624).....	16.8 (185).....
1984.....	163.6 (1800).....	161.3 (1774).....	324.9 (3574).....	18.7 (206).....
1985.....	168.8 (1857).....	223.8 (2462).....	392.6 (4319).....	29.8 (328).....
1986.....	154.0 (1694).....	178.4 (1962).....	332.4 (3656).....	16.9 (186).....
1987.....	152.8 (1681).....	249.4 (2743).....	402.2 (4424).....	33.7 (371).....
1988.....	237.7 (2615).....	157.1 (1782).....	394.8 (4344).....	28.9 (318).....
1989.....	215.7 (2373).....	146.2 (1608).....	361.9 (3981).....	22.2 (244).....
1990.....	202.8 (2231).....	164.7 (1812).....	367.5 (4043).....	25.5 (281).....
1991.....	144.2 (1586).....	149.5 (1645).....	293.7 (3231).....	18.9 (208).....
1992.....	165.5 (1821).....	221.6 (2438).....	378.1 (4159).....	27.5 (303).....
1993.....	153.4 (1687).....	183.9 (2023).....	337.3 (3710).....	24.8 (273).....
1994.....	152.8 (1681).....	199.4 (2193).....	352.2 (3874).....	27.6 (304).....
1995.....	225.3 (2478).....	177.6 (1953).....	402.8 (4431).....	27.3 (300).....
1996.....	176.4 (1940).....	264.4 (2908).....	440.7 (4848).....	30.3 (333).....
1997.....	182.4 (2006).....	309.8 (3408).....	492.2 (5414).....	38.8 (427).....
1998.....	157.0 (1732).....	189.3 (2082).....	346.7 (3814).....	23.5 (258).....
1999.....	224.9 (2474).....	188.5 (2073).....	413.4 (4547).....	35.1 (386).....
2000.....	176.0 (2112).....	209.8 (2518).....	385.8 (4630).....	23.6 (283).....
2001.....	224.5 (2469).....	222.3 (2445).....	446.7 (4914).....	35.2 (387).....
2002.....	202.4 (2429).....	256.4 (3077).....	458.8 (5506).....	34.8 (417).....
2003.....	180.9 (2352).....	197.8 (2571).....	378.7 (4923).....	27.7 (361).....
2004.....	191.3 (2296).....	210.6 (2527).....	401.9 (4823).....	33.2 (398).....
2005.....	184.3 (2396).....	164.0 (2132).....	348.3 (4528).....	23.5 (305).....
2006.....	158.7 (2063).....	138.2 (1796).....	296.8 (3859).....	20.2 (262).....
2007.....	266.6 (3733).....	185.2 (2593).....	451.9 (6326).....	33.3 (467).....
2008.....	249.6 (3495).....	129.5 (1813).....	379.1 (5308).....	27.9 (391).....
2009.....	250.2 (3002).....	147.0 (1764).....	397.2 (4766).....	27.3 (328).....
2010.....	450.8 (5861).....	131.8 (1714).....	450.8 (5861).....	30.3 (394).....
2011.....	286.3 (3722).....	128.5 (1670).....	414.8 (5392).....	27.3 (355).....
2012.....	228.2 (3195).....	119.6 (1674).....	347.8 (4869).....	23.6 (331).....
2013.....	230.7 (2768).....	199.3 (2392).....	430.0 (5160).....	33.9 (407).....
2014.....	272.1 (3265).....	214.7 (2576).....	486.8 (5841).....	39.2 (471).....
2015.....	296.9 (3860).....	239.7 (3116).....	536.6 (6976).....	39.8 (518).....
2016.....	250.2 (3252).....	176.3 (2292).....	426.5 (5544).....	29.8 (388).....
2017.....	263.9 (3167).....	265.0 (3388).....	528.9 (6347).....	37.5 (450).....
2018.....	174.6 (2095).....	233.1 (2797).....	407.7 (4892).....	29.6 (35

Tulsa Longest Plays 1940-2020

RUSHING

93	Solomon White vs. UNLV	1994 (TD)
89	Camp Wilson vs. SW Texas State	1944 (TD)
87	Thomas Bailey vs. Houston	1974 (TD)
83	Jim Finks vs. West Texas State	1947 (TD)
83	Jack Crockett vs. Hawaii	1951 (TD)
83	Jake Roberts vs. Wichita State	1952 (TD)
82	Ja'Terian Douglas vs. Marshall	2011
81	Ja'Terian Douglas vs. UTEP	2012
80	Eric Richardson vs. Louisiana Tech	2003 (TD)
80	Ja'Terian Douglas vs. Oklahoma State	2011 (TD)

PASSING

99	Troy DeGar to Wes Caswell vs. Oklahoma	1996 (TD)
98	Jerry Rhome to Jeff Jordan vs. Wichita State	1963 (TD)
97	David Johnson to Brennan Marion vs. UTEP	2008 (TD)
89	Billy Guy Anderson to Howard Twilley vs. Memphis	1965 (TD)
85	Jerry Keeling to Bill Gary vs. Wichita State	1960 (TD)
84	Dane Evans to Keevan Lucas vs. Tulane	2014 (TD)
81	Dave Rader to Rickey Watts vs. West Texas State	1978 (TD)
81	Frank Cassano to Dan Bitson vs. Iowa	1989 (TD)
80	Jerry Keeling to Bobby McGoffin vs. OSU	1960 (TD)
80	James Kilian to Romby Bryant vs. Boise State	2003 (TD)
80	Dane Evans to Josh Atkinson vs. Memphis	2015 (TD)
79	Skip Ast to Keith Estes vs. Oklahoma State	1982 (TD)
78	Steve Gage to Ronnie Kelley vs. Southern Illinois	1984 (TD)
78	Steve Gage to Eric Brown vs. Tenn. Tech	1986 (TD)
78	Gus Frerotte to Chris Penn vs. Soouthern Miss	1993 (TD)
78	Josh Blankenship to Corey Brown vs. No. Carolina	2000 (TD)
78	Tyler Gooch to Jermaine Landrum vs. Baylor	2002 (TD)
76	Josh Blankenship to Donald Shoals vs. NMSU	2000 (TD)
75	T.J. Rubley to Dan Bitson vs. Arkansas	1988 (TD)
75	G.J. Kinne to Willie Carter vs. East Carolina	2010 (TD)
74	Jeb Blount to Steve Largent vs. Arkansas	1975 (TD)
74	Bill Blankenship to Reno Hutchens vs. Louisville	1979 (TD)
74	Cody Green to Thomas Roberson vs. Tulane	2012 (TD)
74	Dane Evans to Keevan Lucas vs. Navy	2016 (TD)
73	Josh Blankenship to Corey Brown vs. Texas A&M	1999
73	Steve Gage to Ronnie Kelley vs. Oklahoma State	1986 (TD)
73	David Johnson to Charles Clay vs. UAB	2008
71	Gus Frerotte to Gary Brown vs. UTEP	1992 (TD)

PUNTING

87	Ken Duncan vs. Wichita State	1969
87	Glenn Dobbs vs. Oklahoma	1942
83	Michael Such vs. Memphis	2009
79	Glenn Dobbs vs. Washburn	1940
79	Casey Lipscomb vs. Rice	2000
78	Glenn Dobbs vs. Drake	1942
77	Glenn Dobbs vs. Creighton	1940
77	Eddie Hare vs. Arkansas	1976
75	Eddie Hare vs. Southwestern Louisiana	1978
75	Lachlan Wilson vs. SMU	2020
74	Michael Such vs. Oklahoma State	2010
72	Cort Moffitt vs. Boise State	2003

KICK-OFF RETURNS

100	Jim Stewart vs. Virginia Tech	1976 (TD)
100	Jason Jacoby vs. UNLV	1994 (TD)
100	Jason Jacoby vs. Brigham Young	1995 (TD)
100	Ashlan Davis vs. Boise State	2004 (TD)
98	Clyde LeForce vs. Oklahoma State	1946 (TD)
98	J. R. Boone vs. Drake	1947 (TD)
98	Dick Hughes vs. Texas Tech	1954 (TD)
98	Ralph McGill vs. West Texas State	1971 (TD)
98	Alvin Simpkins vs. Cincinnati	1978 (TD)
98	Uril Parrish vs. Arkansas State	2003

96	Ashlan Davis vs. SMU	2004 (TD)
96	Ashlan Davis vs. Rice	2005 (TD)
95	Trey Watts vs. Marshall	2012 (TD)
94	Denver Grigsby vs. Bradley	1949 (TD)
94	Ashlan Davis vs. Nevada	2004 (TD)
94	Damaris Johnson vs. UTEP	2008 (TD)
94	Damaris Johnson vs. Rice	2010 (TD)
94	Trey Watts vs. UTEP	2011 (TD)
91	Roy Roberts vs. Tulane	2007 (TD)
91	John Mosley vs. Air Force	1998 (TD)

PUNT RETURNS

97	Ralph McGill vs. Idaho	1970 (TD)
95*	Danny Colbert vs. New Mexico State	1973 (TD)
93	Clyde LeForce vs. Detroit	1946 (TD)
89	Malcolm Strow vs. St. Louis	1941 (TD)
88	Clyde LeForce vs. Baylor	1946 (TD)
86	Ralph McGill vs. Wichita State	1970 (TD)
84	Jeff Jordan vs. Southern Illinois	1964 (TD)
81	Sean Yoder vs. Rice	2002

**blocked field goal*

FIELD GOALS

58	Stu Crum vs. Southern Illinois	1980
57	Stu Crum vs. Oklahoma State	1982
57	Steve Cox vs. Arkansas	1977
56	Jason Staurovsky vs. Southern Illinois	1984
55	Jason Staurovsky vs. Northwestern Louisiana	1983
54	James Anderson vs. Cincinnati	1997
53	Eric Lange vs. Houston	1992
53	James Anderson vs. Utah	1996
52	Steve Cox vs. Northeast Louisiana	1977
52	Jason Staurovsky vs. San Diego State	1983
52	Brad DeVault vs. Oklahoma	2005
52	Kevin Fitzpatrick vs. Rice	2011
52	Kevin Fitzpatrick vs. Houston	2011
51	Kevin Fitzpatrick vs. East Carolina	2009
51	Kevin Fitzpatrick vs. Houston	2011
51	Redford Jones vs. SMU	2017
50	Stu Crum vs. Louisville	1978
50	Stu Crum vs. Kansas State	1979
50	Stu Crum vs. Southern Illinois	1980
50	Stu Crum vs. Indiana State	1982
50	Jason Staurovsky vs. West Texas State	1985
50	Jarod Tracy vs. Tulane	2006
50	Redford Jones vs. New Mexico	2017

INTERCEPTION RETURNS

97	Jeff Jordan vs. Memphis	1963 (TD)
96	Zaven Collins vs. Tulane	2020 (TD)
89	Kolton Shindelar vs. Tulane	2015 (TD)
86	Michael Mudoh vs. UCF	2015 (TD)
85	Richard Morgan vs. Creighton	1940 (TD)
85	Russ Frizzell vs. Drake	1946 (TD)
81	Marco Nelson vs. Oklahoma State	2010 (TD)
74	Barry Minter vs. Southern Mississippi	1992 (TD)
74	Dexter McCoil vs. North Texas	2011 (TD)
71	Carlous Smith vs. Wyoming	1995 (TD)
68	Albert Myres vs. Illinois State	1983
67	Timmy Gibbs vs. Indiana State	1982 (TD)
66	Shawn Jackson vs. Notre Dame	2010 (TD)
66	Jesse Brubaker vs. Central Michigan	2016 (TD)
65	Gary Schoolcraft vs. Oklahoma State	1957 (TD)
65	Kolton Shindelar vs. North Carolina A&T	2016 (TD)
64	Mike Haenszel vs. Houston	1993 (TD)
64	Will Barrow vs. Tulane	2013
63	Ashon Farley vs. UTEP	1999 (TD)
60	Bob Babich vs. North Texas	1982 (TD)
60	Nate Harris vs. Texas Tech	1984

Tulsa 100-Yard Receivers

Following is a list of every Hurricane player who had 100 or more yards receiving in a single game between 1949 and 2020. Bold indicates player on current roster.

Yds	Player	Year	Game	Rec
322...	Rick Eber	1967	Idaho State	20
318...	Harry Wood	1967	Idaho State	13
271...	Donald Shoals	2000	New Mexico State	11
268...	Keyarris Garrett	2015	Memphis	14
267...	Howard Twilley	1965	Memphis	16
259...	Chris Penn	1993	East Carolina	16
244...	Brennan Marion	2007	Rice	7
242...	Howard Twilley	1965	Southern Illinois	18
238...	Dan Bitson	1989	Bowling Green	10
237...	Dan Bitson	1988	Colorado State	6
235...	Dan Bitson	1989	Iowa	14
233...	Brennan Marion	2008	UTEP	6
233...	Keevan Lucas	2014	Tulane	13
230...	Howard Twilley	1965	Louisville	15
226...	Howard Twilley	1965	Cincinnati	14
224...	Chris Penn	1993	Southern Miss.	11
219...	Neal Sweeney	1966	North Texas	14
217...	Howard Twilley	1964	Oklahoma State	15
216...	Keyarris Garrett	2015	Tulane	10
214...	Howard Twilley	1965	Colorado State	19
211...	Chris Penn	1993	Houston	11
204...	John Simmons	1962	Houston	12
196...	Damaris Johnson	2009	Southern Miss.	17
195...	Rick Eber	1967	Louisville	11
194...	Wes Caswell	1996	Oklahoma	7
193...	Keevan Lucas	2015	FAU	10
189...	Keyarris Garrett	2015	Oklahoma	14
188...	Chris Penn	1991	Memphis	7
184...	Chris Penn	1993	Memphis	14
183...	Harry Wood	1968	Arkansas	11
179...	Neal Sweeney	1965	Cincinnati	14
176...	Dan Bitson	1988	Arkansas	9
173...	Steve Largent	1974	Wichita State	4
173...	Willie Carter	2011	SMU	13
171...	Donald Shoals	2000	Fresno State	13
171...	Brennan Marion	2007	BYU	3
170...	Steve Largent	1973	West Texas State	7
168...	Keyarris Garrett	2015	Cincinnati	9
166...	Brent Roberts	1966	Louisville	11
166...	Romby Bryant	2002	San Jose State	10
164...	Jim Butler	1969	Memphis	14
164...	Wes Caswell	1998	SW Missouri State	8
163...	Damaris Johnson	2010	Rice	8
163...	Keyarris Garrett	2015	FAU	5
162...	Steve Largent	1975	Indiana State	5
162...	Donald Shoals	2001	UTEP	7
161...	John Simmons	1963	Cincinnati	13
161...	Neal Sweeney	1965	Colorado State	9
161...	Dan Bitson	1987	Oklahoma State	7
160...	Willie Carter	2011	Rice	9
160...	Keevan Lucas	2014	USF	11
159...	Howard Twilley	1965	North Texas	13
159...	Chris Penn	1991	SMU	7
158...	Trae Johnson	2007	SMU	11
156...	John Simmons	1962	Louisville	11
155...	Dan Bitson	1988	UTEP	8
153...	Jessie Green	1974	New Mexico State	7
152...	Garrett Mills	2005	Oklahoma	13
152...	Garrett Mills	2005	UCF	8
151...	Rick Eber	1966	Montana State	7
151...	Damon Savage	1997	Rice	9
151...	Damon Savage	1997	BYU	6
151...	Damon Savage	1997	SMU	6
151...	Donald Shoals	2000	Oklahoma State	9

150...	Drew Pearson	1971	Wake Forest	5
150...	Dan Bitson	1989	Wake Forest	8
149...	Chris Penn	1993	Iowa	7
148...	Joe Pistoia	1968	Cincinnati	9
148...	Romby Bryant	2003	Boise State	7
146...	Howard Twilley	1964	Louisville	11
146...	Damaris Johnson	2010	UTEP	6
146...	Bryan Burnham	2011	Marshall	10
145...	Ryan Bugg	2006	Rice	7
145...	Jordan James	2012	SMU	9
144...	Dan Bitson	1989	UTEP	6
144...	Damaris Johnson	2009	Houston	10
144...	Keylon Stokes	2019	Houston	9
143...	John Simmons	1963	Montana State	10
143...	Garrett Mills	2005	North Texas	8
142...	Jessie Green	1974	Drake	8
142...	Steve Largent	1975	Drake	7
142...	Charles Clay	2009	Southern Miss.	8
142...	Josh Atkinson	2016	Tulane	7
141...	Wes Caswell	1994	UTEP	10
141...	Justin Hobbs	2017	SMU	3
140...	Keylon Stokes	2018	SMU	6
139...	Fred Smith	1949	Oklahoma State	10
139...	Howard Twilley	1964	Wichita State	10
139...	Rickey Watts	1977	West Texas State	5
139...	Chris Penn	1993	Middle Tennessee	9
139...	Michael Kedzior	1995	Oklahoma State	10
139...	Garrett Mills	2004	Boise State	8
139...	Josh Atkinson	2015	Virginia Tech	11
138...	Steve Largent	1975	Houston	5
138...	Damon Savage	1999	Hawaii	9
138...	JC Santana	2020	Tulane	8
137...	Rick Eber	1967	Cincinnati	9
137...	Keyarris Garrett	2015	Virginia Tech	8
137...	Sam Crawford Jr.	2019	San Jose State	9
136...	Jerry Taylor	1978	Virginia Tech	4
136...	Garrett Mills	2005	SMU	8
136...	Brennan Marion	2007	UTEP	4
136...	Brennan Marion	2008	Central Arkansas	6
136...	Josh Atkinson	2015	East Carolina	8
135...	Harry Wood	1968	Wichita State	10
135...	Jim Butler	1969	Florida State	7
135...	Kenny Gunn	1995	Memphis	9
135...	Damaris Johnson	2008	Ball State	6
135...	Damaris Johnson	2009	East Carolina	14
135...	Willie Carter	2011	Oklahoma	5



Rick Eber and Harry Wood rank one-two on the school's single-game receiving list, as both performances came in the same game. Eber had 20 catches for 322 yards and Wood had 318 yards on 13 receptions against Idaho State in 1967.

133...	Harry Wood	1968	North Texas	9
131...	Eric Brown	1986	Tennessee Tech	6
131...	Dan Bitson	1987	Arkansas	7
131...	Josh Atkinson	2016	Central Michigan	12
131...	Keenen Johnson	2017	Tulane	6
130...	Jeff Jordan	1963	Wichita State	6
130...	Keyarris Garrett	2012	UCF	7
129...	T.C. Blair	1973	Drake	4
129...	Jessie Green	1974	Wichita State	4
129...	Rickey Watts	1978	Cincinnati	5
129...	Slick Shelley	2008	New Mexico	6
129...	Justin Hobbs	2016	Houston	8
129...	Keylon Stokes	2019	Memphis	9
128...	John Simmons	1962	North Texas State	12
128...	Neal Sweeney	1965	Memphis	13
128...	Frank Cassano	1990	SW Missouri State	7
128...	Ashlan Davis	2005	Fresno State	8
127...	Damon Savage	1997	Cincinnati	6
127...	Montiese Culton	2004	SMU	2
127...	Garrett Mills	2005	East Carolina	9
127...	Trae Johnson	2007	UTEP	8
125...	Drew Pearson	1972	Memphis	3
125...	Brennan Marion	2008	UAB	4
124...	Rick Eber	1966	Houston	6
124...	Rickey Watts	1978	Louisville	3
124...	Dan Bitson	1989	Oklahoma State	8
123...	Chris Penn	1993	Louisville	11
123...	Romby Bryant	2003	SMU	3
123...	Josh Atkinson	2016	East Carolina	10
123...	Justin Hobbs	2016	Navy	5
122...	Willie Roberts	1952	Detroit	3
122...	Dan Bitson	1989	SW Louisiana	7
122...	Keylon Stokes	2020	SMU	8
121...	Damaris Johnson	2009	SMU	4
120...	Wes Caswell	1996	Iowa	7
120...	Idris Moss	2006	SMU	13
120...	Keevan Lucas	2014	Memphis	11
120...	Keevan Lucas	2016	Cincinnati	8
119...	Howard Twilley	1964	Cincinnati	9
119...	Howard Twilley	1964	Toledo	11
119...	Gary Brown	1993	Middle Tennessee	5
119...	Damon Savage	1998	Rice	7
119...	Damon Savage	1999	San Jose State	8
119...	Trae Johnson	2007	Army	9
119...	Josh Atkinson	2015	New Mexico	3
119...	Keevan Lucas	2016	North Carolina A&T	4
118...	Wes Caswell	1994	Louisville	9
118...	Keyarris Garrett	2012	Rice	3



Keyarris Garrett had 10 career 100-yard receiving games, including five over 160 yards. Garrett also led the nation in receiving yards in 2015 with 1,588 yards and 122.2 yards per game on 96 receptions.

117...	Wes Caswell	1994	Wyoming	9
117...	Donald Shoals	1999	UL-Monroe	4
117...	Charles Clay	2008	Arkansas	7
117...	Keyarris Garrett	2014	Texas State	8
117...	Keylon Stokes	2017	Mississippi State	9
116...	Jerry Taylor	1978	Wichita State	5
116...	Gary Brown	1992	Houston	5
115...	Howard Twilley	1964	Memphis	11
115...	Neal Sweeney	1966	Cincinnati	9
115...	Josh Atkinson	2016	SMU	11
115...	Chris Penn	1991	SW Louisiana	4
115...	Garrett Mills	2005	Southern Miss	8
114...	Joe Pistoia	1969	Louisville	9
114...	Drew Pearson	1972	Texas Tech	6
114...	Wes Caswell	1994	Missouri	6
114...	Jesse Meyer	2007	Oklahoma	7
114...	Brennan Marion	2007	Marshall	2
114...	Justin Hobbs	2016	North Carolina A&T	7
113...	Howard Twilley	1965	Oklahoma State	7
113...	John Green	1983	Drake	7
113...	Donald Shoals	2001	SMU	8
113...	Bryan Burnham	2011	BYU	4
113...	Keevan Lucas	2016	SMU	12
112...	Billy Parsons	1951	Hardin-Simmons	2
112...	Dan Bitson	1989	Louisiana Tech	7
112...	Michael Kedzior	1993	Oklahoma State	6
112...	Damon Savage	1999	UTEP	9
112...	Charles Clay	2007	UCF	6
112...	Keevan Lucas	2016	San Jose State	6
112...	JC Santana	2020	Mississippi State	4
111...	Brent Roberts	1964	Southern Illinois	6
111...	Howard Twilley	1965	Houston	11
111...	Gary McDermott	1966	North Texas	9
111...	Ricky Watts	1978	Kansas State	6
111...	Dan Bitson	1988	Oklahoma State	4
111...	Montiese Culton	2002	Kansas	9
111...	Keevan Lucas	2016	Fresno State	8
110...	Joe Pistoia	1969	Houston	5
110...	Steve Largent	1974	Tennessee	9
110...	Steve Largent	1975	Arkansas	4
110...	Ronnie Kelly	1984	Indiana State	4
110...	Dan Bitson	1989	Louisville	4
110...	Donald Shoals	2001	Boise State	6
110...	Donald Shoals	2001	San Jose State	12
110...	Brennan Marion	2007	Army	2
110...	Josh Atkinson	2015	UL-Monroe	9
109...	Montiese Culton	2001	Rice	8
109...	Damaris Johnson	2008	New Mexico	5
109...	Keevan Lucas	2014	Temple	9
109...	Keylon Stokes	2019	Oklahoma State	7
108...	Drew Pearson	1972	Louisville	6
108...	Erick Harrison	1986	New Mexico	7
108...	Dan Bitson	1988	Kansas State	5
107...	Rick Eber	1967	Tampa	11
107...	Ken Duncan	1969	Cincinnati	10
107...	Michael Kedzior	1995	East Tennessee St	8
107...	Corey Brown	2000	North Carolina	5
107...	Brennan Marion	2008	North Texas	4
107...	Josh Atkinson	2015	Houston	6
107...	Josh Atkinson	2016	Fresno State	10
106...	Neal Sweeney	1966	Louisville	8
106...	Harry Wood	1968	Memphis	9
106...	Ronnie Kelly	1984	East Carolina	2
106...	Dan Bitson	1988	UNLV	4
106...	Chris Penn	1991	Southern Miss	4
106...	Wes Caswell	1996	Brigham Young	6
106...	Donald Shoals	2001	New Mexico State	10
106...	Garrett Mills	2005	Memphis	7
106...	Charles Clay	2007	SMU	5
105...	Bill Gary	1960	Wichita State	3



Josh Atkinson completed his career in 2016 with 12 games of over 100 yards receiving.

105 ...	John Simmons	1962	Hardin-Simmons	9
105 ...	Eddie Fletcher	1964	Louisville	7
105 ...	Cornell Webster	1976	Oklahoma State	6
105 ...	Eric Brown	1986	Arkansas	5
105 ...	Slick Shelley	2008	SMU	6
105 ...	Clay Sears	2011	UAB	9
105 ...	Thomas Roberson	2013	UTEP	5
104 ...	Steve Shores	1972	North Texas	4
104 ...	Erick Harrison	1987	Temple	3
104 ...	Michael Kedzior	1994	Louisville	3
104 ...	Idris Moss	2006	Navy	4
104 ...	Josh Atkinson	2015	Oklahoma	10
103 ...	James Shaw	1971	Virginia Tech	5
103 ...	Rickey Watts	1977	San Diego State	8
103 ...	Damaris Johnson	2009	Sam Houston State	3
103 ...	Justin Hobbs	2017	Louisiana	1
102 ...	Raymond Rhodes	1973	Houston	5
102 ...	Ronnie Kelly	1984	Southern Illinois	3
102 ...	Dan Bitson	1987	Temple	4
102 ...	Charles Clay	2007	Marshall	5
102 ...	Brennan Marion	2007	Tulane	3
102 ...	Keyarris Garrett	2015	New Mexico	7
102 ...	Josh Atkinson	2016	Navy	5
102 ...	Sam Crawford Jr.	2019	Houston	10
101 ...	Harry Wood	1968	Cincinnati	5
101 ...	Steve Largent	1975	Cincinnati	5
101 ...	Damon Savage	1996	Iowa	4
101 ...	Damaris Johnson	2009	New Mexico	4
101 ...	Damaris Johnson	2010	Hawaii	4
101 ...	Bryan Burnham	2011	North Texas	6
101 ...	Keevan Lucas	2014	Colorado State	7
101 ...	Keylon Stokes	2019	SMU	2
101 ...	Josh Johnson	2020	SMU	8



Following his Tulsa career, Gus Frerotte quarterbacked in the NFL for 15 years.

100 ...	Chris Penn	1993	Arkansas	11
100 ...	Wes Caswell	1998	San Diego State	12
100 ...	Jordan James	2013	Oklahoma	6

Tulsa 300-Yard Passers

Following is a list of every Tulsa player who has passed for 300 or more yards in a single game between 1950 and 2020.

Yds	Player	Year	Game	Comp
502 ...	Billy Guy Anderson	1965	Colorado State	37
488 ...	Jerry Rhome	1964	Oklahoma State	35
477 ...	Billy Guy Anderson	1965	Southern Illinois	42
477 ...	Billy Guy Anderson	1965	Memphis	39
469 ...	David Johnson	2008	New Mexico	25
454 ...	Paul Smith	2007	BYU	21
451 ...	Billy Guy Anderson	1965	Cincinnati	32
441 ...	Paul Smith	2007	Rice	22
438 ...	Dane Evans	2014	Tulane	31
434 ...	David Johnson	2008	UTEP	21
427 ...	Dane Evans	2015	Oklahoma	34
426 ...	Paul Smith	2007	UCF	28
424 ...	Dane Evans	2015	FAU	21
421 ...	Dane Evans	2015	Memphis	24
418 ...	David Johnson	2008	North Texas	25
413 ...	Cody Green	2012	SMU	36
406 ...	G.J. Kinne	2010	Southern Miss.	23
403 ...	Greg Barton	1966	North Texas	27
399 ...	G.J. Kinne	2010	East Carolina	28
396 ...	G.J. Kinne	2009	Southern Miss.	32
390 ...	Paul Smith	2007	Army	22
388 ...	Rick Arrington	1969	Cincinnati	27
386 ...	T.J. Rubley	1987	Oklahoma State	27
385 ...	Paul Smith	2007	Marshall	24
383 ...	Paul Smith	2007	UTEP	26
381 ...	Zach Smith	2019	Houston	29
380 ...	T.J. Rubley	1988	Arkansas	26
375 ...	Dane Evans	2015	Cincinnati	30
374 ...	Dane Evans	2015	Virginia Tech	27
373 ...	Josh Blankenship	2000	Oklahoma State	28



G.J. Kinne had 12 300+ passing games during his career at Tulsa (2009-11).

371...	G.J. Kinne.....	2010	Rice	26
370...	T.J. Rubley.....	1991	Memphis	21
369...	Dane Evans.....	2016	Navy	16
367...	Dane Evans.....	2015	Tulane	19
365...	Dane Evans.....	2016	Houston	27
358...	Gus Frerotte.....	1993	East Carolina	26
357...	John Fitzgerald.....	1996	Iowa	22
356...	G.J. Kinne.....	2010	Bowling Green	27
355...	T.J. Rubley.....	1988	UTEP	25
355...	John Fitzgerald.....	1997	SMU	21
354...	Gus Frerotte.....	1993	Middle Tennessee	21
354...	Gus Frerotte.....	1993	Southern Miss.	23
354...	Zach Smith.....	2019	Wyoming	25
350...	Paul Smith.....	2007	Oklahoma	22
349...	Dane Evans.....	2014	Memphis	28
347...	Zach Smith.....	2020	Mississippi State	26
346...	Mike Stripling.....	1968	Cincinnati	25
346...	Zach Smith.....	2019	SMU	23
343...	G.J. Kinne.....	2010	Hawaii	17
342...	T.J. Rubley.....	1989	Bowling Green	18
341...	G.J. Kinne.....	2011	UAB	31
341...	Dane Evans.....	2015	UL-Monroe	28
338...	Greg Barton.....	1967	Idaho State	14
337...	Josh Blankenship.....	2001	Indiana State	29
336...	Paul Smith.....	2007	SMU	27
334...	Stu McBurnie.....	1962	Houston	21
334...	G.J. Kinne.....	2009	Houston	19
333...	Paul Smith.....	2007	UAB	19
332...	David Johnson.....	2008	UAB	20
331...	Zach Smith.....	2019	East Carolina	21
330...	Mike Stripling.....	1968	Wichita State	26
329...	John Fitzgerald.....	1998	SW Missouri State	21
326...	Dane Evans.....	2015	Houston	26
325...	Gus Frerotte.....	1993	Iowa	20
325...	G.J. Kinne.....	2010	UTEP	19
325...	Zach Smith.....	2020	SMU	26
323...	Billy Guy Anderson.....	1965	North Texas	26
322...	Michael Wall.....	1998	TCU	25
322...	Tyler Gooch.....	2002	San Jose State	27
322...	David Johnson.....	2008	Arkansas	17
321...	Dane Evans.....	2015	New Mexico	16
319...	John Fitzgerald.....	1997	Rice	22
319...	Paul Smith.....	2007	Tulane	18
318...	G.J. Kinne.....	2011	Rice	21
315...	Paul Smith.....	2007	UCF	34
314...	G.J. Kinne.....	2011	North Texas	20
314...	Dane Evans.....	2014	USF	22
313...	Paul Smith.....	2007	Houston	15
313...	David Johnson.....	2008	Marshall	21
312...	Paul Smith.....	2007	Bowling Green	27
310...	Ron Hickerson.....	1976	Oklahoma State	26
310...	G.J. Kinne.....	2009	New Mexico	22
309...	Zach Smith.....	2019	Memphis	23
308...	Jeb Blount.....	1974	New Mexico State	25
308...	Paul Smith.....	2006	Rice	17
307...	Paul Smith.....	2007	Louisiana-Monroe	23
306...	Josh Blankenship.....	2000	New Mexico State	14
306...	Tyler Gooch.....	2002	Boise State	25
305...	Jerry Rhome.....	1964	Toledo	21
305...	James Kilian.....	2004	Boise State	19
305...	Dane Evans.....	2016	Cincinnati	25
304...	Dane Evans.....	2016	Central Michigan	28
302...	G.J. Kinne.....	2011	Marshall	24
301...	Gus Frerotte.....	1993	Houston	19
300...	G.J. Kinne.....	2011	UTEP	21

Tulsa 100-Yard Rushers

Following is a list of every Tulsa player who has rushed for 100 or more yards in a single game between 1950 and 2020. Bold indicates player on current roster.

Yds	Player	Year	Game	Att
323.....	Tarrion Adams	2008	Tulane	33
312.....	Mark Brus	1990	New Mexico State	43
265.....	Solomon White	1994	UNLV	27
262.....	D'Angelo Brewer	2017	Louisiana	38
255.....	D'Angelo Brewer	2017	Temple	34
252.....	D'Angelo Brewer	2016	Fresno State	46
250.....	Howard Waugh	1952	Arkansas	19
249.....	James Flanders	2016	Memphis	33
240.....	Micheal Gunter	1982	Air Force	16
231.....	Chris Hughley	1991	Texas A&M	29
229.....	Uril Parrish	2004	San Jose State	30
216.....	Howard Waugh	1951	Houston	14
216.....	John Mosley	1999	UL Monroe	17
215.....	Sherman Johnson	1978	Wichita State	21
214.....	Gordon Brown	1985	Wichita State	23
212.....	Steve Gage (QB)	1986	New Mexico	25
211.....	Ron Jackson	1991	San Diego State	46
207.....	Tarrion Adams	2008	Ball State	19
206.....	Steve Gage (QB)	1985	Wichita State	26
206.....	Eric Richardson	2000	Nevada	35
205.....	John Ashton	1970	North Texas	30
202.....	Jake Roberts	1950	Arkansas	23
202.....	Brandon Diles	2004	Nevada	34
202.....	Shamari Brooks	2019	East Carolina	16
201.....	John Mosley	1998	Wyoming	22
197.....	Howard Waugh	1952	Detroit	15
197.....	Chris Hughley	1990	Louisiana Tech	23
197.....	Eric Richardson	2002	UTEP	30
197.....	James Flanders	2016	Cincinnati	39
194.....	Eric Richardson	2000	San Jose State	27
194.....	Ja'Terian Douglas	2011	Marshall	10
192.....	Solomon White	1996	UTEP	31
190.....	G.J. Kinne (QB)	2010	Houston	31
190.....	James Flanders	2016	Tulane	22
189.....	Trey Watts	2013	Louisiana Tech	40
188.....	Howard Waugh	1951	Kansas State	14
188.....	Micheal Gunter	1983	Wichita State	26
188.....	Bobby Booker	1985	West Texas State	17
184.....	Derrick Ellison	1986	Oklahoma State	27
183.....	Micheal Gunter	1982	Drake	17
183.....	Micheal Gunter	1982	Indiana State	18
183.....	Derrick Ellison	1987	Kansas State	30
183.....	Tarrion Adams	2007	UAB	24
182.....	John Ashton	1969	Cincinnati	36
182.....	D'Angelo Brewer	2016	SMU	38
181.....	Howard Waugh	1952	Texas Tech	23
181.....	James Flanders	2016	East Carolina	28
180.....	Charlie Higgins	1977	SMU	31
180.....	D'Angelo Brewer	2016	East Carolina	23
179.....	Eric Richardson	2003	San Jose State	30
178.....	Ken Bohanon	2000	Louisiana Tech	34
175.....	Charlie Higgins	1997	TCU	31
175.....	Charlie Higgins	1997	Utah	30
173.....	Ja'Terian Douglas	2011	Oklahoma State	12
171.....	Gordon Brown	1985	Texas A&M	16
171.....	Ron Jackson	1991	SW Missouri State	33
170.....	Lamont Headd	1992	SW Louisiana	27

170	Eric Richardson	2002	Kansas	16
169	Charlie Higgins	1997	Rice	23
169	Ja'Terian Douglas	2012	Rice	17
169	Trey Watts	2013	Marshall	31
168	Ramadi Warren	2015	UCF	19
167	Zack Langer	2014	SMU	33
167	D'Angelo Brewer	2016	UCF	25
166	Bob Daugherty	1964	Southern Illinois	12
166	Chris Hughley	1991	Ohio	27
166	Reggie Williams	1995	Wyoming	33
165	Reggie Williams	1995	East Tennessee State	29
165	Trey Watts	2013	Rice	34
164	D'Angelo Brewer	2016	San Jose State	22
164	Shamari Brooks	2017	UConn	31
163	Ja'Terian Douglas	2012	Nicholls State	5
163	James Flanders	2016	UCF	19
163	D'Angelo Brewer	2017	USF	34
162	Jack Crocker	1950	Texas Tech	21
162	Micheal Gunter	1982	New Mexico State	15
161	John Mosley	1999	SW Missouri State	22
161	Zack Langer	2015	Oklahoma	31
159	Ken Lacy	1982	Kansas	28
159	Trey Watts	2011	Oklahoma State	23
158	Ken Lacy	1982	Wichita State	15
157	Reggie Williams	1995	UTEP	32
156	Ron Jackson	1990	SW Louisiana	33
156	D'Angelo Brewer	2017	SMU	33
156	Shamari Brooks	2019	Memphis	36
155	Reggie Williams	1995	Louisiana Tech	30
154	John Ashton	1969	Memphis	32
153	Jamad Williams	2007	Tulane	31
152	Trey Watts	2013	Colorado State	22
152	D'Angelo Brewer	2017	Toledo	38
152	Corey Taylor II	2018	Houston	33
151	Sherman Johnson	1978	Drake	21
151	Chad President (QB)	2017	Navy	12
151	Shamari Brooks	2018	UConn	17



Ron Jackson was named the Offensive MVP of the 1991 Freedom Bowl after rushing for 211 yards and four touchdowns against San Diego State.

149	Micheal Gunter	1983	West Texas State	42
149	Ron Jackson	1991	Oklahoma State	31
149	Trey Watts	2012	Iowa State (AZLB)	25
148	Howard Waugh	1952	Villanova	23
148	Ronnie Morris	1958	Wichita State	13
148	Micheal Gunter	1983	New Mexico State	16
148	Uril Parrish	2003	Nevada	19
147	Chris Hughley	1991	Miami	30
146	Paul Robertson	1979	New Mexico State	13
146	Solomon White	1994	East Carolina	37
146	Tarrion Adams	2007	Rice	24
145	Micheal Gunter	1982	Wichita State	27
144	Paul Robertson	1979	SW Louisiana	18
144	Ken Bohanon	2000	San Jose State	22
144	Trey Watts	2011	Marshall	16
143	John Ashton	1969	Louisville	26
143	Carlisle Cantrell	1975	Indiana State	17
143	Mark Brus	1990	Montana State	31
143	Charlie Higgins	1998	West Virginia	11
142	Reggie Williams	1998	Oklahoma State	19
142	Trey Watts	2013	UTEP	27
141	Steve Gage (QB)	1985	West Texas State	18
141	Derrick Ellison	1987	Louisville	21
141	Uril Parrish	2004	UTEP	21
141	Shamari Brooks	2017	Toledo	18
140	Cobby Morrison	1987	Louisville	27
140	Tyler Gooch (QB)	2001	Rice	12
140	D'Angelo Brewer	2017	Houston	23
140	Shamari Brooks	2019	San Jose State	29
139	Micheal Gunter	1982	West Texas State	11
139	Chris Hughley	1991	Southern Miss	32
139	Eric Richardson	2002	SMU	21
139	Zack Langer	2015	New Mexico	33
139	Ramadi Warren	2015	Cincinnati	14
138	Jake Roberts	1950	McMurry	14
138	Micheal Gunter	1983	NW Louisiana	23
137	Paul Hauser	1955	Houston	25
137	Ja'Terian Douglas	2011	UAB	14
135	Chris Hughley	1991	Louisville	28
135	Solomon White	1994	UTEP	26
134	Charlie Higgins	1997	Colorado State	28
134	Tarrion Adams	2007	Marshall	15
134	Trey Watts	2012	UCF (C-USA Champ.)	25
133	Micheal Gunter	1983	Texas Tech	22
133	Solomon White	1995	Memphis	29
133	D'Angelo Brewer	2015	New Mexico	20
133	Corey Taylor II	2018	UConn	13
132	Jack Crocker	1951	Kansas State	17
132	Ken Bohanon	2001	Louisiana Tech	27
132	James Flanders	2016	SMU	13
131	Jake Roberts	1950	Texas Tech	16
131	Gordon Brown	1985	West Texas State	17
131	Brett Adams	1989	Wake Forest	27
131	Chris Hughley	1991	SMU	36
131	Reggie Williams	1996	Oklahoma State	19
131	D'Angelo Brewer	2017	New Mexico	16
130	Derrick Ellison	1986	Fullerton State	23
130	Chad President (QB)	2017	Toledo	12
129	Jack Crocker	1951	Texas Tech	29
129	Bob Brumble	1958	Oklahoma State	33
129	Tarrion Adams	2007	Louisiana-Monroe	28



Among Uiril Parrish's eight 100-yard rushing games was the 11th-best in school history when he gained 229 yards on 30 carries against San Jose State in 2004.

129	Shamari Brooks	2018	UCA	27
128	Brett Adams	1989	New Mexico	29
128	Brandon Diles	2005	North Texas	15
128	Ja'Terian Douglas	2012	UTEP	13
127	Joe McCulley	1973	West Texas State	17
127	Dick Scholtz	1955	Wyoming	19
127	Ray Rhodes	1972	Kansas State	31
127	Chris Hughley	1990	SW Missouri State	8
127	Chris Hughley	1991	Memphis	29
126	Mike Stripling (QB)	1966	Tampa	10
126	Micheal Gunter	1983	Illinois State	24
126	Solomon White	1994	Missouri	33
125	Trey Watts	2012	Iowa State	10
124	Howard Waugh	1951	Detroit	27
124	Jerry Keeling (QB)	1959	Cincinnati	16
124	Dave Rader (QB)	1977	Oklahoma State	24
124	Lamont Headd	1992	Southern Miss	23
124	Zack Langer	2014	Houston	29
123	Gordon Brown	1984	Wichita State	11
123	Gordon Brown	1985	East Carolina	20
123	Brett Adams	1989	New Mexico State	21
123	Brett Adams	1989	Bowling Green	26
123	Uiril Parrish	2005	Southern Miss	23
123	Uiril Parrish	2005	UCF	23
123	Tarrion Adams	2008	Marshall	30
122	Gordon Brown	1985	Long Beach State	16
122	Trey Watts	2012	UCF	20
121	Steve Bowling (QB)	1971	Wichita State	25
121	Quinn Jones	1979	Wichita State	15
121	Kenneth Lee	1986	Houston	17
121	Chris Hughley	1990	Louisville	26
121	Jason Jacoby	1994	Southern Miss	30
121	James Kilian (QB)	2003	UTEP	14

121	Tarrion Adams	2008	SMU	21
120	Ken Lacy	1982	Drake	25
120	Lamont Headd	1992	Hawaii	20
120	Courtney Tennial	2006	Southern Miss	21
120	Tarrion Adams	2008	Central Arkansas	13
120	Tarrion Adams	2008	East Carolina	28
120	Trey Watts	2013	East Carolina	27
119	Ken Jackson (QB)	1979	TCU	22
119	Eric Richardson	2001	Fresno State	22
119	D'Angelo Brewer	2015	SMU	23
119	D'Angelo Brewer	2017	Memphis	21
118	Billy Parsons	1951	Hardin-Simmons	14
118	Howard Waugh	1952	Kansas State	14
118	Carlisle Cantrell	1975	Drake	16
118	Micheal Gunter	1982	North Texas	19
118	Gordon Brown	1984	Illinois State	12
118	Lamont Headd	1993	Southern Miss	23
118	Uiril Parrish	2004	Louisiana Tech	22
118	Tarrion Adams	2007	Army	17
117	Ken Lacy	1982	Indiana State	20
117	Gordon Brown	1985	Drake	17
117	Gill Johnson	1986	Wichita State	11
117	Derrick Ellison	1986	Wichita State	9
117	Ron Jackson	1990	Arkansas	19
117	Uiril Parrish	2004	SW Missouri State	22
117	Corey Taylor II	2018	Memphis	24
116	Jack Crocker	1951	Wichita State	14
116	Ed White	1970	Memphis	23
116	Thomas Bailey	1974	Houston	11
116	Ken Lacy	1982	West Texas State	18
116	Gordon Brown	1984	Brigham Young	16
116	Tarrion Adams	2006	Rice	15
115	Jack Crocker	1951	Hawaii	4
115	Ronnie Morris	1957	Texas Tech	23
115	Ken Session	1979	SW Louisiana	19
115	Bobby Booker	1984	Wichita State	15
115	Brett Adams	1988	Memphis	21



Brett Adams rushed for over 2,000 yards in his career that spanned from 1987-1990.

115	James Kilian (QB)	2003	Hawaii	18
115	Shamari Brooks	2018	Arkansas State	21
114	Ronnie Morris (QB)	1951	Detroit	7
114	Jim Stewart	1975	Wichita State	8
114	Carlisle Cantrell	1975	Memphis	18
114	Micheal Gunter	1981	Kansas State	16
114	Rodney Young	1984	East Carolina	20
114	Uril Parrish	2004	Rice	17
114	Tarrion Adams	2008	UTEP	15
114	Trey Watts	2013	North Texas	19
113	Ed White	1970	Louisville	21
113	Carlisle Cantrell	1975	Cincinnati	13
113	Rickey Watts	1976	Louisville	15
113	Jason Jacoby	1994	SW Missouri State	24
113	Zack Langer	2014	Temple	30
112	Brett White	1981	Kansas State	16
112	Skip Ast (QB)	1982	Air Force	18
112	Steve Gage (QB)	1983	Arkansas	20
112	Gordon Brown	1984	Southern Illinois	13
112	Brett Adams	1989	Oklahoma State	23
112	James Flanders	2014	Texas State	21
112	Ron Jackson	1991	Ohio	13
112	Lamont Headd	1993	Oklahoma	21
112	Solomon White	1996	TCU	17
112	Charles Clay	2007	UTEP	11
112	Tarrion Adams	2007	Bowling Green	17
112	Tarrion Adams	2008	Rice	23
111	Rickey Watts	1977	NE Louisiana	22
111	Trey Watts	2012	Marshall	18
111	Corey Taylor II	2017	Oklahoma State	20
111	Shamari Brooks	2017	Houston	18
110	Cee Ellison	1967	Cincinnati	14
110	Sherman Johnson	1977	Drake	24
110	Gordon Brown	1985	Houston	14
110	Derrick Ellison	1986	New Mexico	21
110	Lamont Headd	1993	Middle Tennessee	17
110	Corey Taylor II	2018	Central Arkansas	20
109	Dick Scholtz	1954	Wichita State	12
109	Bob Brumble	1958	Texas Tech	36
109	Rickey Watts	1975	Indiana State	6
109	Courtney Tennial	2006	Rice	23
109	Trey Watts	2013	UTSA	15
109	Deneric Prince	2020	USF	15
108	Howard Waugh	1952	Cincinnati	18
108	Ronnie Morris	1957	Houston	17
108	Ray Rhodes	1972	Wichita State	22
108	Freddie Carolina	1973	West Texas State	11
108	Ron Hickerson (QB)	1976	Louisville	18
108	Derrick Ellison	1986	Louisiana Tech	22
107	Ed White	1972	North Texas	17
107	Ken Session	1980	New Mexico State	17
107	Rodney Young	1985	Florida State	10
107	Ken Bohanon	2000	New Mexico State	27
107	Shamari Brooks	2019	Oklahoma State	29
106	Raymond Rhodes	1972	Arkansas	26
106	Kenneth Lee	1986	Wichita State	11
106	Reggie Williams	1996	Iowa	24
106	Charlie Higgins	1996	New Mexico	14
105	Howard Waugh	1951	Texas Tech	20
105	Bob Brumble	1959	North Texas	23
105	Micheal Gunter	1981	Southern Illinois	11
105	Brett White	1981	West Texas State	21

105	Gordon Brown	1984	Oklahoma State	24
105	Mark Brus	1989	UTEP	23
105	Reggie Williams	1996	Oklahoma	27
105	Eric Richardson	2002	Baylor	10
105	D'Angelo Brewer	2015	Virginia Tech	14
105	D'Angelo Brewer	2016	Central Michigan	17
104	John Ashton	1970	Virginia Tech	26
104	Ken Lacy	1981	Drake	10
104	Derrick Ellison	1986	Tennessee Tech	8
104	Brett Adams	1989	UTEP	17
104	Lamont Headd	1993	Cincinnati	28
104	Solomon White	1994	Oklahoma State	26
104	Reggie Williams	1996	Colorado State	20
104	Charlie Higgins	1998	Air Force	17
104	Shamari Brooks	2017	Tulane	12
103	Quinn Jones	1978	Arkansas State	18
103	Gordon Brown	1984	West Texas State	12
103	Chris Hughley	1991	SW Louisiana	26
103	John Mosley	1999	Hawaii	18
102	Raymond Rhodes	1972	Texas Tech	21
102	Carlisle Cantrell	1975	New Mexico State	22
102	Brett White	1981	Indiana State	20
102	Brett White	1981	Arkansas State	17
102	Steve Gage	1985	Houston	22
102	Tyler Gooch	2001	San Jose State	19
102	Tarrion Adams	2005	Fresno State	11
102	Alex Singleton	2012	Tulane	14
102	Raymond Taylor	2016	Memphis	16
102	Corey Taylor II	2020	Cincinnati	22
101	Dick Kercher	1952	Oklahoma State	18
101	Ron Jackson	1992	Houston	29
101	Solomon White	1996	Rice	16
101	James Flanders	2016	Fresno State	13
100	Quinn Jones	1979	New Mexico State	15
100	Micheal Gunter	1983	San Diego State	20
100	Derrick Ellison	1986	Houston	20
100	Brett Adams	1988	Colorado State	18
100	Charlie Higgins	1998	San Diego State	20
100	Ken Bohanon	1999	UTEP	23
100	G.J. Kinne (QB)	2009	Houston	16
100	Alex Singleton	2012	UCF (C-USA Champ.)	25
100	Zack Langer	2014	USF	26
100	James Flanders	2016	Central Michigan	17
100	Shamari Brooks	2018	USF	28



James Flanders led Tulsa and the American Athletic Conference in rushing in 2016 with 1,629 yards.

Tulsa Top-10 Individual Single Game Performances

PASSING

	Player	Opponent	Year	Att	Compl	Int	TD	Yards
1.	Billy Guy Anderson	Colorado State	1965	57	37	1	5	502
2.	Jerry Rhome	Oklahoma State	1964	43	35	0	4	488
T3.	Billy Guy Anderson	Southern Illinois	1965	65	42	2	5	477
T3.	Billy Guy Anderson	Memphis	1965	65	39	3	4	477
5.	David Johnson	New Mexico	2008	39	25	2	6	469
6.	Paul Smith	BYU	2007	35	21	1	5	454
7.	Billy Guy Anderson	Cincinnati	1965	55	32	1	6	451
8.	Paul Smith	Rice	2007	39	22	1	5	441
9.	Dane Evans	Tulane	2014	53	31	2	4	438
10.	David Johnson	UTEP	2008	27	21	1	5	434

RUSHING

	Player	Opponent	Year	Att	Gain	Lost	Net	TD
1.	Tarrion Adams	Tulane	2008	33	328	5	323	3
2.	Mark Brus	New Mexico St.	1990	43	315	3	312	3
3.	Solomon White	UNLV	1994	27	272	7	265	3
4.	D'Angelo Brewer	Louisiana	2017	38	262	0	262	3
5.	D'Angelo Brewer	Temple	2017	34	257	2	255	1
6.	D'Angelo Brewer	Fresno State	2016	46	254	2	252	0
7.	Howard Waugh	Arkansas	1952	19	250	0	250	n/a
8.	James Flanders	Memphis	2016	33	250	1	249	5
9.	Micheal Gunter	Air Force	1982	16	240	0	240	2
10.	Chris Hughley	Texas A&M	1991	29	233	2	231	3

RECEIVING

	Player	Opponent	Year	Rec	Yards	TD
1.	Rick Eber	Idaho State	1967	20	322	3
2.	Harry Wood	Idaho State	1967	13	318	3
3.	Donald Shoals	New Mexico St.	2000	11	271	2
4.	Keyarris Garrett	Memphis	2015	14	268	3
5.	Howard Twilley	Memphis State	1965	16	267	2
6.	Chris Penn	East Carolina	1993	16	259	4
7.	Brennan Marion	Rice	2007	7	244	2
8.	Howard Twilley	Southern Illinois	1965	18	242	2
9.	Dan Bitson	Bowling Green	1989	10	238	4
10.	Dan Bitson	Colorado State	1988	6	237	3

*Led NCAA

TACKLES

	Player	Opponent	Year	Solo	Asst	Total
1.	Levi Gillen	Cincinnati	1997	19	8	27
2.	Robert Fomby	Cincinnati	1975	n/a	n/a	22
3.	Michael Dunlany	Rice	2002	12	9	21
T4.	Chris Chamberlain	Houston	2007	7	13	20
T4.	Mike White	Louisiana Tech	1990	3	17	20
T4.	Michael Mudoh	FAU	2015	12	8	20
7.	Cornelius Arnick	UCF	2011	12	7	19
T8.	Robert Fomby	West Texas St.	1975	n/a	n/a	18
T8.	Rich Young	UTEP	1997	12	6	18
T8.	Rich Young	Utah	1997	12	6	18
T8.	DeAndre Brown	Boise State	2009	9	9	18
T8.	Cornelius Arnick	Oklahoma	2011	11	7	18
T8.	Cornelius Arnick	Boise State	2011	12	6	18

Tulsa Top-10 Individual Single Season Performances

RUSHING

	Player	Year	Att	Yards	Loss	Net	Avg
1.	James Flanders	2016	258	1661	32	1629	6.3
2.	Tarrion Adams	2008	247	1548	25	1523	6.2
3.	D'Angelo Brewer	2017	288	1560	43	1517	5.3
4.	Micheal Gunter	1982	195	1487	23	1464	*7.5
5.	D'Angelo Brewer	2016	264	1461	26	1435	5.4
6.	Howard Waugh	1952	164	1389	17	1372	8.4
7.	Trey Watts	2013	268	1381	52	1329	5.0
8.	Chris Hughley	1991	267	1342	16	1326	4.9
9.	Tarrion Adams	2007	219	1271	46	1225	5.6
10.	Gordon Brown	1985	169	1219	18	1201	7.1
11.	Micheal Gunter	1983	226	1219	21	1198	5.3
12.	Howard Waugh	1951	165	1134	16	1118	6.8
13.	Trey Watts	2012	186	1132	24	1108	6.0

*Led NCAA

PASSING

	Player	Year	Att	Com	Int	Pct	TD	Yards
1.	Paul Smith	2007	544	327	19	.601	47	5065
2.	Dane Evans	2015	485	305	8	.629	25	4332
3.	David Johnson	2008	400	258	18	.645	46	4059
4.	G.J. Kinne	2010	460	275	10	.598	31	3650
5.	Billy Anderson	1965	509	296	14	.582	30	3464
6.	Dane Evans	2016	435	259	12	.595	32	3348
7.	Zach Smith	2019	429	246	9	.573	19	3279
8.	Dane Evans	2014	462	256	17	.554	23	3102
9.	G.J. Kinne	2011	390	247	12	.633	28	3090
10.	Gus Frerotte	1993	383	214	15	.559	21	2871
11.	Jerry Rhome	1964	326	224	4	.687	32	2870
12.	Paul Smith	2005	364	227	6	.624	20	2847

RECEIVING

	Player	Year	Rec	Yards	TD	Avg
1.	Howard Twilley	1965	134	1779	16	13.2
2.	Keyarris Garrett	2015	96	1588	8	16.5
3.	Chris Penn	1993	105	1578	12	15.0
4.	Dan Bitson	1989	73	1425	16	19.5
5.	Brennan Marion	2007	39	1244	11	31.9
6.	Garrett Mills	2005	87	1235	9	14.2
7.	Keevan Lucas	2014	101	1219	11	12.1
8.	Donald Shoals	2000	80	1195	5	14.9
9.	Keevan Lucas	2016	81	1180	15	14.6
10.	Howard Twilley	1964	95	1178	13	12.4
11.	Rick Eber	1967	78	1168	10	14.9
12.	Dan Bitson	1988	52	1138	9	21.9
13.	Damaris Johnson	2009	78	1131	3	14.5

SCORING

	Player	Year	TD	Pat	FG	TP
1.	Alex Singleton	2012	25	0	0	150
2.	Redford Jones	2016	0	21	67	130
3.	Howard Twilley	1965	16	27	0	127
4.	Kevin Fitzpatrick	2010	0	63	16	111
5.	Howard Twilley	1964	13	32	0	110
6.	Redford Jones	2015	0	58	17	109
7.	Zack Langer	2015	18	0	0	108
8.	Jarod Tracy	2008	0	78	10	108
9.	James Flanders	2016	18	0	0	108
10.	Brad DeVault	2005	0	49	18	103
11.	Steve Gage	1985	17	0	0	102
12.	Stu Crum	1982	0	37	21	100

PASSING EFFICIENCY

(based on a minimum of 10 games)

	Player	Year	Eff.
1.	David Johnson	2008	178.7
2.	Ronnie Morris	1952	177.3
3.	Jerry Rhome	1964	172.6
4.	Paul Smith	2007	159.8
5.	Dane Evans	2015	151.6
6.	G.J. Kinne	2011	147.4
7.	G.J. Kinne	2010	144.3
8.	Paul Smith	2005	142.9
9.	Dane Evans	2016	142.9
10.	Dave Rader	1978	142.8
11.	G.J. Kinne	2009	142.6
12.	Paul Smith	2006	141.0

KICKOFF RETURN YARDS

	Player	Year	Yards
1.	Damaris Johnson	2008	1382
T2.	Ashlan Davis	2004	1131
T2.	Damaris Johnson	2009	1131
3.	Damaris Johnson	2010	904
4.	Jason Jacoby	1997	798
5.	Ashlan Davis	2005	767
6.	Jason Jacoby	1994	680
7.	D'Angelo Brewer	2014	602
8.	Trey Watts	2012	586
9.	Jason Jacoby	1995	581
10.	Kenny Gunn	1993	524

PUNT RETURN YARDS

	Player	Year	Yards
1.	Ralph McGill	1970	460
2.	Clyde LeForce	1946	413
3.	Frank Cassano	1990	366
4.	Jermaine Landrum	2003	296
T5.	Danny Colbert	1973	92
T5.	Damaris Johnson	2010	292
7.	Brent Dennis	1981	287
T8.	Jeff Jordan	1964	285
T8.	Ralph McGill	1971	285
10.	Frank Cassano	1989	283

ALL-PURPOSE YARDS

	Player	Year	Yards
1.	Damaris Johnson	2009	2693
2.	Damaris Johnson	2010	2628
3.	Damaris Johnson	2008	2475
4.	Trey Watts	2012	2191
5.	Trey Watts	2013	2057
6.	Chris Penn	1993	1714
7.	Ashlan Davis	2004	1660
8.	James Flanders	2016	1646
9.	Trey Watts	2011	1629
10.	D'Angelo Brewer	2017	1609
11.	Chris Hughley	1991	1590
12.	Dan Bitson	1989	1539

TOTAL TACKLES

	Player	Year	Tackles
1.	Chris Chamberlain	2007	165
2.	Curnelius Arnick	2011	159
3.	Levi Gullen	1997	148
4.	Robert Tennon	1979	140
5.	Nelson Coleman	2007	139
T6.	Steve Nicholson	1977	135
T6.	Michael Mudoh	2015	135
8.	Michael Mudoh	2013	133
9.	Michael White	1991	132
10.	Rich Young	1997	131
11.	Muadianvita Kazadi	1996	130

SOLO TACKLES

	Player	Year	Solos
1.	Chris Chamberlain	2007	101
2.	Curnelius Arnick	2011	99
3.	Robert Tennon	1979	95
4.	Levi Gullen	1997	92
5.	Michael White	1991	84
T6.	Michael White	1990	81
T6.	DeAundre Brown	2012	81
8.	Darrell Ellison	1987	78
9.	Shawn Jackson	2013	76
10.	Billy Cole	1993	75

TACKLES FOR LOSS

	Player	Year	TFLs/Yds
1.	Alain Karatapeyan	2007	22.0/-97 yards
2.	Shawn Jackson	2013	18.5/-8 yards
3.	Sam Rayburn	2002	17.5/-59 yards
4.	DeAundre Brown	2012	17.0/-85 yards
5.	James Lockett	2008	16.5/-79 yards
T6.	Willis Carolina	1981	16.0/-77 yards
T6.	Sam Rayburn	2001	16.0/-47 yards
T6.	Joe Dixon	1984	16.0/ n/a
9.	Shawn Jackson	2010	15.5/-74 yards
10.	Trevis Gipson	2019	15.0/-72 yards
T11.	Anthony Germany	2007	14.5/-60 yards
T11.	Clint Rountree	2004	14.5/-60 yards
13.	Jesse Brubaker	2016	13.5/-60 yards

QUARTERBACK SACKS

	Player	Year	Sacks/Yds
1.	Salifu Abudulai	1996	12.0/-76 yards
2.	Jared St. John	2012	11.5/-75 yards
3.	Dennis Byrd	1988	11.0/-60 yards
4.	Sedric Clark	1995	10.0/-76 yards
T5.	DeAundre Brown	2012	9.0/-69 yards
T5.	Alain Karatapeyan	2007	9.0/-53 yards
T7.	James Lockett	2008	8.5/-62 yards
T7.	Shawn Jackson	2010	8.5/-55 yards
T9.	Sedric Clark	1994	8.0/-61 yards
T9.	Tyrunn Walker	2011	8.0/-57 yards
11.	Trevis Gipson	2019	8.0/-52 yards

Tulsa Top-10 Individual Career Performances

RUSHING

Player	Year	Att	Yards	Loss	Net	Avg	TD
1. D'Angelo Brewer	2014-17	753	4009	92	3917	5.2	23
2. Tarrion Adams	2005-08	623	3767	116	3651	5.9	32
3. Micheal Gunter	1980-83	568	3607	71	3536	6.2	32
4. Trey Watts	2010-13	673	3628	113	3515	5.2	18
5. Shamari Brooks	2017-pres.	575	2834	134	2700	4.7	23
6. Eric Richardson	2000-03	566	2824	179	2645	4.7	26
7. Howard Waugh	1950-52	353	2630	33	2597	7.4	18
8. Solomon White	1993-96	599	2769	216	2553	4.3	25
9. Ja'Terian Douglas	2010-13	405	2651	118	2533	6.3	16
10. Uril Parrish	2002-05	543	2609	144	2465	4.5	25
11. Ken Lacy	1979-82	450	2351	79	2272	5.1	20
12. Gordon Brown	1984-85	328	2236	40	2196	6.7	10
13. James Flanders	2013-16	383	2212	35	2177	5.7	19

PASSING

Player	Years	Att	Comp	Int	Pct	TD	Yards
1. Dane Evans	2013-16	1567	904	47	.577	84	11,680
2. Paul Smith	2003-07	1292	808	35	.625	83	10,936
3. G.J. Kinne	2009-11	1195	732	32	.612	81	9472
4. T.J. Rubley*	1987-91	1336	682	54	.510	73	9324
5. John Fitzgerald	1994-98	880	475	37	.553	25	5822
6. Gus Frerotte	1990-93	860	432	38	.502	32	5480
7. Josh Blankenship	1999-01	844	443	32	.524	21	5273
8. Zach Smith	2019-20	692	403	19	.582	32	5226
9. James Kilian	2001-04	758	410	30	.541	36	4865
10. Jerry Rhome	1963-64	584	374	17	.640	42	4779
11. David Johnson	2005-08	463	299	19	.645	48	4531

*includes stats from three games in his medical hardship year of 1990

RECEIVING

Player	Years	Rec	Yards	Avg	TD
1. Howard Twilley	1963-65	261	3343	12.8	32
2. Dan Bitson	1987-89/91	163	3300	20.2	29
3. Keevan Lucas	2013-16	240	3250	13.5	32
4. Keyarris Garrett	2011-15	219	3209	14.6	22
5. Damon Savage	1996-99	212	2952	13.9	16
6. Damaris Johnson	2008-10	188	2746	14.6	17
7. Josh Atkinson	2013-16	202	2654	13.1	14
8. Wes Caswell	1993-98	196	2562	13.1	13
9. Charles Clay	2007-10	189	2544	13.5	28
10. Donald Shoals	1999-01	185	2441	13.2	11
11. Keylon Stokes	2017-pres.	155	2402	15.5	11
12. Garrett Mills	2002-05	201	2389	11.9	23
13. Steve Largent	1973-75	136	2385	17.5	32
14. Trae Johnson	2007-10	142	2372	16.7	27
15. Chris Penn	1991/93	142	2370	16.7	17

SCORING

Player	Years	TD	PAT	FG	Pts
1. Redford Jones	2014-17	0	169	50	319
2. Kevin Fitzpatrick	2008-11	0	164	45	299
3. Jarod Tracy	2004-08	0	202	28	286
4. Jason Staurovsky	1981-85	0	122	53	281
5. Brad DeVault	2002-05	0	142	46	280
6. Stu Crum	1978-82	0	119	49	266
7. Alex Singleton	2009-12	44	0	0	264
8. Howard Twilley	1963-65	32	67	0	259
9. David Fuess	1986-89	0	97	51	250
10. James Anderson	1993-97	0	98	50	248

TOTAL OFFENSE

Player	Years	Rush	Yds	Pass	Yds	Total Plays	Total Yards
1. Dane Evans	2013-16	244	72	904	11,680	1148	11,752
2. Paul Smith	2003-07	328	666	1292	10,936	1620	11,602
3. G.J. Kinne	2009-11	434	1359	1195	9472	1629	10,831
4. T.J. Rubley*	1987-91	205	-244	1336	9324	1541	9080
5. John Fitzgerald	1994-98	206	436	880	5822	1086	6258
6. James Kilian	2001-04	329	1083	410	4865	739	5948
7. Gus Frerotte	1990-93	163	73	860	5480	1023	5553
8. Steve Gage	1983-86	576	2096	459	3354	1035	5450
9. Josh Blankenship	1999-01	175	-6	844	5273	1019	5267
10. Jerry Rhome	1963-64	221	321	584	4779	805	5104
11. Zach Smith	2019-20	111	-158	692	5226	803	5068
12. David Johnson	2005-08	108	232	463	4531	571	4763
13. Ronnie Morris	1960-62	226	698	403	3724	629	4422

*includes stats from three games in his medical hardship year of 1990

PASSING EFFICIENCY

Player	Years	Eff.
1. David Johnson	2005-08	175.4
2. Jerry Rhome	1963-64	150.7
3. Paul Smith	2003-07	149.4
4. G.J. Kinne	2009-11	144.8
5. Ronnie Morris	1950-52	142.3
6. Dane Evans	2013-16	131.9
7. Billy Anderson	1964-65	129.0
8. Dave Rader	1975-78	126.9
9. Jeb Blount	1972-75	125.2
10. Zach Smith	2019-20	122.9

FIELD GOALS

Player	Years	FG
1. Jason Staurovsky	1981, 83-85	53
2. David Fuess	1986-89	51
T3. James Anderson	1994-97	50
T3. Redford Jones	2014-17	50
5. Stu Crum	1978-80, '82	49
6. Brad DeVault	2002-05	46
7. Kevin Fitzpatrick	2008-11	45
8. Eric Lange	1991-92	35
T9. Jarod Tracy	2004-08	28
T9. Carl Salazar	2013-14	28
11. Chris Earnest	1998-01	24
12. Sam Henry	1970-72	22

TACKLES

Player	Years	Solos	Assists	Total
1. Nelson Coleman	2003-07	202	211	413
2. Michael Mudoh	2012-15	206	200	406
3. Shawn Jackson	2010-13	247	154	401
4. Michael White	1987, '89-91	227	162	389
5. Robert Tennon	1976, '78-80	204	184	388
6. Lovie Smith	1976-79	156	211	367
7. Curnelius Arnick	2008-11	210	146	356
8. Chris Chamberlain	2004-07	209	143	352
9. Cooper Edmiston	2016-19	158	185	343
10. Don Blackmon	1976, '78-80	166	170	336
11. Trent Martin	2012-16	178	156	334
12. Ashon Farley	1997-00	188	143	331
13. Muadianvita Kazadi	1993-96	170	158	328
14. Nick Bunting	2003-06	163	164	327
15. Dennis Byrd	1985-88	151	170	321

TOUCHDOWNS

Player	Years	TD
1. Alex Singleton	2009-12	44
2. Tarrion Adams	2005-08	39
3. Charles Clay	2007-10	38
T4. Howard Twilley	1963-65	32
T4. Steve Largent	1973-75	32
T4. Micheal Gunter	1980-83	32
T4. Steve Gage	1983-86	32
T4. Keevan Lucas	2013-16	32
T9. Dan Bitson	1987-89, '91	29
T9. Damaris Johnson	2008-10	29

RUSHING TOUCHDOWNS

Player	Years	TD
1. Alex Singleton	2009-12	43
T2. Tarrion Adams	2005-08	32
T2. Micheal Gunter	1980-83	32
4. Steve Gage	1993-96	30
T5. Corey Taylor II	2016-20	26
T5. Howard Waugh	1950-52	26
T5. Eric Richardson	2000-03	26
T8. Ken Bohanon	1998-01	25
T8. Solomon White	1993-96	25
T8. Uril Parrish	2002-05	25
11. Zack Langer	2012-15	24
T12. Shamari Brooks	2017-pres.	23
T12. D'Angelo Brewer	2014-17	23
14. Ken Lacy	1979-82	20

PASSING TOUCHDOWNS

Player	Years	TD
1. Dane Evans	2013-16	84
2. Paul Smith	2003-07	83
3. G.J. Kinne	2009-11	81
4. T.J. Rubley	1987-91	73
5. David Johnson	2005-08	48
6. Jerry Rhome	1963-64	42
7. James Kilian	2001-04	36
8. Jeb Blount	1972-75	35
T9. Gus Frerotte	1990-93	32
T9. Ronnie Morris	1950-52	32
T9. Zach Smith	2019-20	32

RECEIVING TOUCHDOWNS

Player	Years	TD
T1. Keevan Lucas	2013-16	32
T1. Steve Largent	1973-75	32
T1. Howard Twilley	1963-65	32
4. Dan Bitson	1987-89, '91	29
5. Charles Clay	2007-10	28
6. Trae Johnson	2007-10	27
7. Garrett Mills	2002-05	23
8. Keyarris Garrett	2011-15	21
9. Brennan Marion	2007-08	19

CAREER 1,000-YARD RUSHERS

Player	Years	Yards	TDs
1. D'Angelo Brewer	2014-17	3917	23
2. Tarrion Adams	2005-08	3651	32
3. Micheal Gunter	1980-83	3536	32
4. Trey Watts	2010-13	3515	18
5. Shamari Brooks	2017-pres.	2700	23
6. Eric Richardson	2000-03	2645	26
7. Howard Waugh	1950-52	2597	26
8. Solomon White	1993-96	2553	25
9. Ja'Terian Douglas	2010-13	2533	16
10. Uril Parrish	2002-05	2465	25
11. Ken Lacy	1979-82	2272	20
12. Gordon Brown	1984-85	2196	10
13. James Flanders	2013-16	2177	19
14. Brett Adams	1987-90	2121	10
15. Steve Gage	1983-86	2096	30
16. Corey Taylor II	2016-20	2034	26
17. Chris Hughley	1990-91	2026	12
18. Reggie Williams	1995-98	1970	10
19. Derrick Ellison	1985-88	1864	8
20. Ron Jackson	1989-92	1859	6
21. John Mosley	1997-99	1790	18
22. Ronnie Morris	1956-58	1752	7
23. Charlie Higgins	1996-98	1739	15
24. Lamont Headd	1991-93	1717	5
25. Sherman Johnson	1977-80	1710	15
26. Jack Crocker	1950-51	1585	n/a
27. John Ashton	1969-70	1536	13
28. Ken Bohanon	1998-01	1450	25
29. Ed White	1970-72	1434	14
30. Bob Brumble	1957-59	1421	6
31. Brandon Diles	2003-06	1416	15
32. Paul Barry	1945-49	1406	n/a
33. J.R. Boone	1944-47	1381	n/a
34. Camp Wilson	1944-45	1324	n/a
35. N.A. Keithly	1940-42	1292	n/a
36. Jake Roberts	1949-52	1236	n/a

Tulsa by the Decade

Years	Record	Percentage
1895-99	8-3-4	.615
1900-09	16-17-1	.640
1910-19	41-21-4	.650
1920-29	61-24-5	.709
1930-39	55-29-9	.640
1940-49	66-32-3	.668
1950-59	54-46-4	.538
1960-69	51-51-0	.500
1970-79	60-49-1	.550
1980-89	65-46-0	.586
1990-99	40-70-1	.365
2000-09	62-64-0	.492
2010-19	59-67-0	.468
2020-pres.	6-3-0	.667

Tulsa Wins vs. Ranked Opponents

Date	Opponent	Ranking AP-Coach	Score
Nov. 2, 1940	@ Detroit	17-NP	7-0
Jan. 1, 1945	Georgia Tech (Orange Bowl)	13-NP	26-12
Nov. 30, 1946	Arkansas	10-NP	14-13
Oct. 15, 1949	@ Villanova	17-NP	21-19
Nov. 8, 1952	Villanova	11-13	42-6
Nov. 14, 1959	North Texas	17-19	17-6
Nov. 25, 1967	Houston	10-NR	22-13
Sept. 25, 1971	@ Arkansas	7-9	21-20
Nov. 4, 1972	@ Louisville	17-NR	28-26
Nov. 30, 1974	Houston	15-15	30-14
Sept. 27, 1976	@ Arkansas	12-11	9-3
Sept. 21, 1991	Texas A&M	15-NP	35-34
Sept. 21, 1996	Iowa	19-19	27-20
Nov. 27, 2004	UTEP	24-25	37-35
Jan. 6, 2008	Ball State (GMAC Bowl)	23-22	45-13
Dec. 24, 2010	@ Hawaii (Sheraton Hawaii Bowl)	24-24	62-35
Oct. 3, 2020	@ UCF	11-12	34-26
Nov. 14, 2020	SMU	19-19	28-24

37. Brett White	1980-83	1215	11
T38. David White	1959-61	1166	11
T38. Ricky Watts	1975-78	1166	9
40. Rodney Young	1982-85	1151	7
41. Kenneth Session	1979-80	1137	9
42. Carlisle Cantrell	1973-75	1120	8
43. James Killian	2001-04	1083	19
44. Jimmy Ford	1943, 46-48	1078	n/a
45. Dick Kercher	1951-53	1070	5
46. Bobby Booker	1983-85	1051	14
47. Dick Hughes	1954-56	1029	9
T48. Mark Brus	1989-90	1022	5
T48. Thomas Bailey	1974-76	1022	8

SINGLE-SEASON 1,000-YARD RUSHERS

Player	Years	Yards	TDs
1. James Flanders	2016	1629	18
2. Tarrion Adams	2008	1523	14
3. D'Angelo Brewer	2017	1517	9
4. Micheal Gunter	1982	1464	11
5. D'Angelo Brewer	2016	1435	7
6. Howard Waugh	1952	1389	10
7. Trey Watts	2013	1329	11
8. Chris Hughley	1991	1326	8
9. Tarrion Adams	2007	1225	8
10. Gordon Brown	1985	1201	4
11. Micheal Gunter	1983	1198	14
12. Howard Waugh	1951	1118	7
13. Trey Watts	2012	1108	3
14. Ken Lacy	1982	1097	12
15. Brett Adams	1989	1071	7
16. Derrick Ellison	1986	1064	4
17. Uril Parrish	2004	1064	9
18. Shamari Brooks	2019	1046	6
19. Charlie Higgins	1997	1043	11
20. Eric Richardson	2002	1033	6
21. Solomon White	1994	1003	8

Games with Two 100+ Receivers

1964

Howard Twilley – 146 / Eddie Fletcher – 105
@ Louisville

1965

Howard Twilley – 267 / Neal Sweeney – 128
vs. Memphis
Howard Twilley – 226 / Neal Sweeney – 179
vs. Cincinnati

1966

Neal Sweeney – 219 / Gary McDermott – 111
vs. North Texas

1967

Rick Eber – 322 / Harry Wood – 318 vs. Idaho State

1968

Joe Pistoia – 148 / Harry Wood – 101
@ Cincinnati

1974

Steve Largent – 173 / Jessie Green – 129
vs. Wichita State

1994

Wes Caswell – 118 / Michael Kedzior – 104
@ Louisville

2007

Brennan Marion – 136 / Trae Johnson – 127
@ UTEP
Brennan Marion – 114 / Charles Clay – 102
vs. Marshall
Trae Johnson – 158 / Charles Clay – 106 vs. SMU
Trae Johnson – 119 / Brennan Marion – 110
@ Army

2008

Slick Shelly – 129 / Damaris Johnson – 109
vs. New Mexico

2009

Damaris Johnson – 196 / Charles Clay – 142
@ Southern Miss

2015

Keevan Lucas – 193 / Keyarris Garrett – 163 vs. FAU
Josh Atkinson – 119 / Keyarris Garrett – 102
@ New Mexico
Keyarris Garrett – 189 / Josh Atkinson – 104
@ Oklahoma
Josh Atkinson – 139 / Keyarris Garrett – 137
vs. Virginia Tech (Bowl)

2016

Keevan Lucas – 119 / Justin Hobbs – 114
vs. North Carolina A&T
Keevan Lucas – 111 / Josh Atkinson – 107
@ Fresno State
Josh Atkinson – 115 / Keevan Lucas – 113 vs. SMU
Justin Hobbs – 123 / Josh Atkinson – 102 @ Navy

2019

Keylon Stokes – 114 / Sam Crawford Jr. – 102
Houston

2020

Keylon Stokes – 122 / Josh Johnson – 101 vs. SMU
Keylon Stokes – 117 / JC Santana – 112 vs.
Mississippi State

Tulsa Top-10 Team Season Performances

MOST POINTS SCORED

	Year	Points	PPG	Games
1.	2008	661	47.2	14
2.	1920	621	56.4	11
3.	2007	576	41.1	14
4.	1919	594	66.0	9
5.	1916	566	56.6	10
6.	2016	552	42.5	13
7.	2010	538	41.4	13
8.	2012	486	37.4	13
T9.	2005	430	33.1	13
T9.	2011	430	33.1	13

MOST PASSING YARDS

	Year	Yards	YPG	Games
1.	2007	5194	371.0	14
2.	2015	4332	333.2	13
3.	2008	4226	301.9	14
4.	2010	3753	288.7	13
5.	1965	3464	314.9	11
6.	2016	3449	265.3	13
7.	2019	3376	281.3	12
8.	2011	3233	248.7	13
9.	1964	3179	289.0	11
10.	2014	3176	264.7	12
11.	1993	3153	286.6	11

MOST RUSHING YARDS

	Year	Yards	YPG	Games
1.	2008	3752	268.0	14
2.	1951	3578	325.3	11
3.	2012	3440	245.7	14
4.	2016	3402	261.7	13
5.	1985	3390	308.2	11
6.	1982	3346	304.2	11
7.	1950	3277	297.9	11
8.	1952	3215	292.3	11
9.	1986	3184	289.5	11
10.	1983	3052	277.5	11

MOST TOTAL OFFENSE YARDS

	Year	Yards	YPG	Games
1.	2008	7978	569.9	14
2.	2007	7615	543.9	14
3.	2016	6851	527.0	13
4.	2015	6696	515.1	13
5.	2010	6573	505.6	13
6.	2012	6400	457.1	14
7.	2011	5725	440.4	13
8.	1951	5231	475.5	11
9.	2005	5229	402.2	13
10.	2006	5051	388.5	13
*	2020	3727	414.1	9

**based off YPG in Covid shortened season of 9 games*

Players with 100 Tackles in a Single Season

(thru the 2020 season)

Cooper Edmiston, LB

2019 – 106
2018 – 113
2017 – 106

McKinley Whitfield, SAF

2017 – 113

Trent Martin, LB

2016 – 100
2015 – 104

Michael Mudoh, SAF

2015 – 135
2014 – 113
2013 – 133

Matt Linscott, LB

2015 – 107

Shawn Jackson, LB

2013 – 124
2011 – 101

DeAundre Brown, LB

2012 – 125
2009 – 102

Curnelius Arnick, LB

2011 – 159
2010 – 115

Mike Bryan, LB

2008 – 119

Chris Chamberlain, LB

2007 – 165

Nelson Coleman, LB

2007 – 139
2005 – 117

Alain Karatepeyan, LB

2007 – 114

Kedrick Alexander, SAF

2003 – 121

Michael Dulaney, LB

2002 – 100

Ashon Farley, LB

2000 – 115

Levi Gillen, SAF

1997 – 148
1996 – 102

Rich Young, LB

1997 – 131

Muadianvita Kazadi, LB

1996 – 130

Jeremy Bunch, SAF

1996 – 101

Billy Cole, LB

1993 – 128

James Bailey, LB

1993 – 114

Daryle Johnson, LB

1993 – 108

Barry Minter, LB

1992 – 127

Chris Bratcher, LB

1992 – 126

Michael White, LB

1991 – 132
1990 – 119

Sidney Prince, LB

1990 – 105

Matt Luke, LB

1989 – 117

Dennis Byrd, DL

1988 – 108

Darrell Ellison, LB

1987 – 116

Tony Buford, LB

1986 – 115

Xavier Warren, LB

1984 – 132

Cliff Abbott, LB

1983 – 118

Bob Babich, LB

1982 – 102

Robert Tennon, LB

1980 – 126
1979 – 140
1978 – 109

Don Blackmon, LB

1980 – 114
1979 – 111

Reggie Epps, LB

1980 – 101

Ken Strickland, LB

1979 – 112

Reggie Epps, LB

1978 – 143

John Brown, LB

1978 – 142

Mike Menefee, DB

1978 – 105

Steve Nicholson, DT

1977 – 135

Lovie Smith, SAF

1977-120

Mel McGowen, DE

1976 – 106

I.V. Wilson, DT

1976 – 105

Robert Fomby, LB

1975 – 111

Byron Franklin, LB

1974 – 143

Top-10 Opponent Season Performances (by average)

MOST TACKLES FOR LOSS

	Year	TFLs-Yds	Games
1.	2012	110/-504 yards	14
2.	2007	93/-364 yards	14
3.	2001	92/-294 yards	14
4.	1976	89/-381 yards	12
5.	2008	86/-361 yards	14
T6.	2003	81/-359 yards	13
T6.	2016	81/-348 yards	13
T8.	2010	77/-312 yards	13
T8.	2009	77/-297 yards	12
T8.	2014	77/-277 yards	12

MOST TFL YARDS

	Year	Yds-TFLs	Games
1.	2012	504/110 TFLs	14
2.	1976	381/89 TFLs	12
3.	2005	370/74 TFLs	13
4.	2007	364/ 93 TFLs	14
5.	2008	361/86 TFLs	14
6.	2003	359/81 TFLs	14
7.	2016	348/81 TFLs	14
8.	2013	314/75 TFLs	12
9.	2010	312/77 TFLs	13
10.	1979	308/74 TFLs	11

MOST SACKS

	Year	Sacks-Yds	Games
1.	2012	53/-356 yards	14
2.	2008	38/-233 yards	14
3.	2016	32/-221 yards	13
4.	2013	31/-176 yards	12
5.	2005	30/232 yards	13
6.	1988	29/-195 yards	11
T7.	1990	28/-241 yards	11
T7.	1989	28/-218 yards	12
9.	2011	27/-176 yards	13
10.	1986	26/-214 yards	11

MOST SACK YARDAGE

	Year	Yds-Sacks	Games
1.	2012	356/53 sacks	14
2.	1990	241/28 sacks	11
3.	2008	233/38 sacks	14
4.	2005	232/30 sacks	13
5.	2016	221/32 sacks	13
6.	1989	218/28 sacks	12
7.	1986	214/28 sacks	11
8.	2003	199/25 sacks	13
9.	1988	195/29 sacks	11
10.	2010	193/30 sacks	13

MOST OPPONENT POINTS SCORED

	Year	Avg.	Points	Games
1.	2015	39.8	518	13
2.	2014	39.2	471	12
3.	1997	38.8	427	11
4.	1969	37.7	377	10
5.	2017	37.5	450	12
6.	2001	35.2	387	11
7.	1991	35.1	386	12
8.	2002	34.8	417	12
9.	1977	34.0	374	11
10.	1987	33.7	371	11

MOST OPPONENT PASSING YARDS

	Year	Avg	Yards	Games
1.	2010	319.0	4,147	13
2.	2015	296.3	3,860	13
3.	2011	286.3	3,722	13
4.	2014	272.1	3,265	13
5.	20076	266.6	3,733	14
6.	2017	263.9	3,167	12
T7.	2016	250.2	3,252	13
T7.	2009	250.2	3,002	12
9.	2008	249.6	3,495	14
10.	1988	237.7	2,615	11
11.	1982	234.9	2,584	11
12.	2013	230.7	2,768	12
13.	2012	228.2	3,195	14

MOST OPPONENT RUSHING YARDS

	Year	Avg.	Yards	Games
1.	1997	309.8	3,408	11
2.	1977	294.5	3,239	11
3.	1969	283.7	2,837	10
4.	2017	265.0	3,388	12
5.	1996	264.4	2,908	11
6.	2002	256.4	3,077	12
7.	1983	252.9	2,529	10
8.	1987	249.4	2,743	11
9.	1955	242.8	2,428	10
10.	2015	239.7	3,116	13

MOST OPPONENT TOTAL YARDS

	Year	Avg.	Yards	Games
1.	2015	536.6	6,976	13
2.	2017	528.9	6,347	12
3.	1997	492.2	5,414	11
4.	2014	486.8	5,841	12
5.	2002	458.8	5,506	12
6.	2010	450.8	5,861	13
7.	2001	446.7	4,914	11
8.	1996	440.7	4,848	11
9.	1969	430.7	4,307	10
10.	1999	413.4	4,547	11
11.	1995	402.8	4,431	11
12.	1987	402.2	4,424	11
13.	2004	401.9	4,823	12

FEWEST OPPONENT POINTS SCORED

	Year	Avg.	Points	Games
1.	1956	6.7	67	10
2.	1946	8.3	83	10
3.	1945	8.4	84	10
4.	1958	10.0	100	10
5.	1950	11.3	124	11
6.	1947	12.8	128	10
7.	1964	13.3	133	10
8.	1965	14.4	144	10
9.	1957	4.5	145	10
10.	1967	5.5	155	10

FEWEST OPPONENT PASSING YARDS

	Year	Avg.	Yards	Games
1.	1956	68.1	681	10
2.	1947	68.4	684	10
3.	1950	70.0	770	10
4.	1945	81.0	810	10
5.	1962	83.9	839	10
6.	1961	86.2	862	10
7.	1964	94.0	940	10
8.	1979	101.0	1,111	11
9.	1955	102.6	1,026	10
10.	1946	102.7	1,027	10

FEWEST OPPONENT RUSHING YARDS

	Year	Avg.	Yards	Games
1.	1958	82.5	398	10
2.	1946	90.7	907	10
3.	1967	94.8	948	10
4.	1945	102.8	1,028	10
5.	1964	112.0	1,120	10
6.	1965	114.4	1,114	10
7.	1947	136.3	1,363	10
8.	2006	138.2	1,796	13
9.	1959	141.8	1,418	10
10.	2020	144.6	1,701	9

FEWEST OPPONENT TOTAL OFFENSE YARDS

	Year	Avg.	Yards	Games
1.	1945	183.8	1,838	10
2.	1946	193.4	1,934	10
3.	1947	204.7	2,047	10
4.	1964	206.0	2,060	10
5.	1956	225.1	2,251	10
6.	1950	236.3	2,599	11
7.	1965	242.6	2,426	10
8.	1967	247.4	2,474	10
9.	1959	263.1	2,631	10
10.	1976	270.5	2,976	11

Top Crowds to See Tulsa Play

	Attendance	Score	Stadium	Site	Date
1.	104,410	#4 Ohio State 48, Tulsa 3	Ohio Stadium	Columbus, Ohio	Sept. 10, 2016
2.	90,563	Texas 28, Tulsa 21	Darrell K. Royal Stadium	Austin, Texas	Sept. 8, 2018
3.	85,657	#16 Oklahoma 52, Tulsa 38	Memorial Stadium	Norman, Okla.	Sept. 19, 2015
4.	85,260	#1 Oklahoma 47, Tulsa 14	Memorial Stadium	Norman, Okla.	Sept. 3, 2011
5.	84,803	#12 Oklahoma 45, Tulsa 0	Memorial Stadium	Norman, Okla.	Sept. 19, 2009
6.	84,229	#14 Oklahoma 51, Tulsa 20	Memorial Stadium	Norman, Okla.	Sept. 14, 2013
7.	83,877	#18 Oklahoma 31, Tulsa 15	Memorial Stadium	Norman, Okla.	Sept. 10, 2005
8.	80,795	Tulsa 28, Notre Dame 27	Notre Dame Stadium	South Bend, Ind.	Oct. 30, 2010
9.	75,008	#8 Oklahoma 28, Tulsa 18	Memorial Stadium	Norman, Okla.	Sept. 24, 1983
10.	74,911	#3 Oklahoma 58, Tulsa 0	Memorial Stadium	Norman, Okla.	Nov. 3, 2001
11.	72,173	Florida 52, Tulsa 0	Florida Field	Gainesville, Fla.	Sept. 12, 1987
12.	72,005	#18 Michigan State 28, Tulsa 7	Spartan Stadium	East Lansing, Mich.	Aug. 30, 2019
13.	71,187	#3 Oklahoma 49, Tulsa 13	Memorial Stadium	Norman, Okla.	Sept. 22, 1979
14.	70,325	#11 Oklahoma 52, Tulsa 10	Memorial Stadium	Norman, Okla.	Sept. 22, 1990
15.	70,021	Arkansas 30, Tulsa 23	Razorback Stadium	Fayetteville, Ark.	Nov. 1, 2008
16.	70,000	#7 Tennessee 14, Tulsa 7	Sugar Bowl	New Orleans, La.	Jan. 1, 1943
17.	69,442	Arkansas 45, Tulsa 13	Razorback Stadium	Fayetteville, Ark.	Sept. 6, 2003
18.	69,000	#13 Georgia Tech 20, Tulsa 18	Sugar Bowl	New Orleans, La.	Jan. 1, 1944
19.	68,384	Tulsa 31, Oklahoma 24	Memorial Stadium	Norman, Okla.	Sept. 28, 1996
20.	67,770	Iowa 30, Tulsa 22	Kinnick Stadium	Iowa City, Iowa	Sept. 30, 1989
21.	67,647	#7 Texas A&M 62, Tulsa 13	Kyle Field	College Station, Texas	Sept. 18, 1999
22.	67,256	Tennessee 17, Tulsa 10	Neyland Stadium	Knoxville, Tenn.	Oct. 5, 1974
23.	67,121	#10 Oklahoma 41, Tulsa 20	Memorial Stadium	Norman, Okla.	Sept. 25, 1993
24.	66,431	Iowa 26, Tulsa 25	Kinnick Stadium	Iowa City, Iowa	Sept. 4, 1993
25.	64,893	Iowa 54, Tulsa 16	Kinnick Stadium	Iowa City, Iowa	Sept. 13, 1997
26.	64,451	Arkansas 19, Tulsa 15	Razorback Stadium	Fayetteville, Ark.	Nov. 3, 2012
27.	64,327	#8 Brigham Young 38, Tulsa 15	Cougar Stadium	Provo, Utah	Sept. 15, 1984
28.	64,200	Brigham Young 49, Tulsa 39	Cougar Stadium	Provo, Utah	Nov. 8, 1997
29.	63,754	Brigham Young 45, Tulsa 35	Cougar Stadium	Provo, Utah	Nov. 4, 1995
30.	62,517	Tennessee 38, Tulsa 3	Neyland Stadium	Knoxville, Tenn.	Oct. 30, 1971
31.	60,126	Tulsa 20, Florida 10	Florida Field	Gainesville, Fla.	Oct. 27, 1979
32.	58,926	#7 Texas A&M 19, Tulsa 9	Kyle Field	College Station, Texas	Sept. 12, 1992
33.	57,067	#3 Texas A&M 52, Tulsa 9	Kyle Field	College Station, Texas	Sept. 16, 1995
34.	56,691	Arkansas 23, Tulsa 0	Razorback Stadium	Fayetteville, Ark.	Oct. 20, 2018
35.	56,627	Brigham Young 49, Tulsa 24	LaVell Edwards Stadium	Provo, Utah	Sept. 9, 2006
36.	55,263	Tulsa 20, Missouri 17	Memorial Stadium	Columbia, Mo.	Sept. 3, 1994
37.	55,112	Arkansas 24, Tulsa 0	War Memorial Stadium	Little Rock, Ark.	Sept. 21, 1985
38.	54,931	Iowa State 38, Tulsa 23	Jack Trice Stadium	Ames, Iowa	Sept. 1, 2012
39.	54,894	Tulsa 31, Fresno State 24	Liberty Bowl Stadium	Memphis, Tenn.	Dec. 31, 2005



Tulsa defeated Notre Dame in the 2010 season by a score of 28-27 in front of the eighth largest crowd (80,795) to see a Golden Hurricane football game.

Tulsa Series Records Against All Opponents

Opponent	W	L	T	First Game	Last Game
Air Force Academy.....	3	3	0	1957	1998
Alabama.....	0	3	0	1953	1962
Arizona.....	2	0	0	1958	1960
Arkansas.....	16	54	3	1898	2018
Arkansas State.....	2	3	0	1978	2018
Arkansas Tech.....	1	2	0	1922	1924
Armstrong Academy.....	1	0	0	1901	1901
Army.....	1	0	0	2007	2007
Austin College (TX).....	0	2	0	1923	1924
Bacone Jr. College (OK).....	9	1	0	1895	1910
Ball State.....	1	0	0	2008	2008
Baylor.....	4	5	0	1940	2002
Bowling Green.....	3	1	0	1989	2013
Boise State.....	0	6	0	2001	2011
Bradley.....	2	0	0	1949	1950
Brigham Young.....	1	7	0	1971	2011
Broken Arrow Prep (OK).....	0	1	1	1910	1910
Burleson College (TX).....	1	0	0	1919	1919
Camp Funston (KS).....	0	1	0	1917	1917
Catholic University (DC).....	1	1	0	1939	1940
Centenary (LA).....	2	1	1	1934	1939
Central Arkansas (UCA).....	3	0	0	2008	2018
Central Michigan.....	2	1	0	1986	2016
Central State (OK).....	8	3	0	1919	1938
Chilocco Indians (OK).....	2	0	0	1920	1921
Cincinnati.....	17	16	2	1946	2020
Claremore Prep (OK).....	6	1	0	1906	1914
Colorado.....	0	1	0	1969	1969
Colorado State.....	5	4	0	1965	2014
Connecticut.....	1	1	0	2017	2018
Creighton.....	5	0	0	1931	1942
Cumberland College (AR).....	1	0	0	1916	1916
Des Moines.....	1	0	0	1923	1923
Denver.....	0	1	0	1917	1917
DePaul.....	2	0	0	1927	1928
Detroit.....	6	10	1	1928	1959
Drake.....	20	1	0	1935	1985
Drury (MO).....	0	1	0	1917	1917
East Carolina.....	8	8	0	1984	2020
East Central (OK).....	6	0	0	1914	1921
East Tennessee State.....	1	0	0	1995	1995
Eastern Okla. Jr. College.....	1	0	0	1915	1915
Epworth College (OK).....	0	1	0	1905	1905
Euchee Indians (OK).....	2	0	0	1912	1913
FAU.....	1	1	0	2014	2015
Florida.....	1	4	0	1948	1987
Florida State.....	0	5	0	1969	1985
Fort Smith Prep (AR).....	1	0	0	1905	1905
Fresno State.....	3	4	0	1999	2016
Fullerton State (CA).....	1	0	0	1986	1986
Georgetown.....	1	3	0	1923	1950
George Washington (DC).....	5	2	0	1930	1937
Georgia.....	0	2	0	1945	1960
Georgia Tech.....	1	2	0	1943	2004
Halsell College.....	2	0	1	1902	1904
Hardin-Simmons.....	9	3	0	1951	1962
Haskell A&M (OK).....	1	0	0	1913	1913
Haskell Indian School (KS).....	5	8	0	1915	1931
Hawaii.....	4	5	0	1951	2010
Hendrix College (AR).....	2	0	0	1930	1931
Hondo AFB (TX).....	1	0	0	1945	1945
Houston.....	19	25	0	1950	2019
Idaho.....	1	0	0	1970	1970
Idaho State.....	2	0	0	1967	1970
Illinois State.....	2	0	0	1983	1984
Indiana.....	0	1	0	1945	1945
Indiana State.....	6	0	0	1975	2001

Opponent	W	L	T	First Game	Last Game
Iowa.....	1	3	0	1989	1997
Iowa Pre-Flight.....	0	1	0	1944	1944
Iowa State.....	1	3	0	1961	2013
Jones Academy.....	0	2	0	1904	1904
Kansas.....	6	4	0	1933	2004
Kansas City Veterinary.....	1	0	0	1916	1916
Kansas State.....	11	6	1	1934	1988
Kingfisher College (OK).....	2	0	0	1920	1921
Krebs Prep (OK).....	1	0	0	1900	1900
Little Rock Athletics Assoc.....	0	1	0	1899	1899
Long Beach State.....	1	0	0	1985	1985
Louisiana-Lafayette.....	5	5	0	1977	2017
Louisiana-Monroe.....	3	1	0	1977	2015
Louisiana Tech.....	3	7	0	1986	2013
Louisville.....	14	12	0	1962	1994
Manhattan College (NY).....	0	0	1	1937	1937
Marquette.....	2	1	0	1951	1956
Marshall.....	4	1	0	2007	2013
McMurry (TX).....	2	0	0	1949	1950
McNeese State.....	0	2	0	1976	1979
Memphis.....	11	19	0	1961	2019
Mexico City University.....	1	0	0	1931	1931
Miami (FL).....	1	3	0	1944	1991
Michigan State.....	0	1	0	2019	2019
Minnesota.....	0	2	0	2003	2005
Mississippi.....	3	0	0	1932	1964
Missouri.....	1	1	0	1994	1997
Missouri-Rolla.....	4	0	0	1916	1932
Montana.....	1	0	0	1972	1972
Montana State.....	3	0	0	1963	1990
Mounds Prep (OK).....	1	0	0	1910	1910
Muskogee Prep (OK).....	0	3	0	1908	1909
Navy.....	2	6	0	2004	2020
Nevada.....	2	4	0	1945	2004
Nevada-Las Vegas.....	3	0	0	1988	1998
New Mexico.....	5	3	0	1986	2015
New Mexico State.....	15	4	0	1946	2001
Nicholls State.....	1	0	0	2012	2012
Northeastern State (OK).....	9	7	4	1896	1926
Northeastern Okla. A&M.....	1	0	0	1920	1920
North Carolina.....	0	1	0	2000	2000
North Carolina A&T.....	1	0	0	2016	2016
North Dakota State.....	1	0	0	1941	1941
North Texas.....	18	7	0	1944	2013
Northern Arizona.....	0	1	0	1987	1987
Northern JC (OK).....	2	0	0	1914	1925
Northwestern State (OK).....	9	0	1	1914	1928
Northwestern State (LA).....	1	0	0	1983	1983
Notre Dame.....	1	0	0	2010	2010
Ohio.....	1	0	0	1991	1991
Ohio State.....	0	1	0	2016	2016
Oklahoma Baptist.....	9	1	1	1919	1932
Oklahoma City (Epworth).....	10	3	0	1905	1933
Oklahoma.....	7	20	1	1914	2015
Oklahoma State.....	27	42	5	1914	2020
Oregon.....	0	1	0	1989	1989
Osage Indians (OK).....	0	1	0	1908	1908
Ozarks College (AR).....	1	0	0	1924	1924
Pacific.....	2	1	0	1953	1957
Parsons College (KS).....	1	0	0	1927	1927
Pawhuska High.....	0	1	0	1910	1910
Phillips University (OK).....	8	3	2	1916	1932
Pittsburg (KS).....	2	1	1	1913	1917
Randolph AFB (TX).....	1	0	0	1942	1942
Rice.....	10	8	1	1937	2013
Richmond.....	1	0	0	1976	1976
Sam Houston State.....	1	0	0	2009	2009

Opponent	W	L	T	First Game	Last Game
San Diego State	2	2	0	1977	1998
San Jose State	5	3	0	1999	2019
San Francisco	1	1	0	1949	1950
SMU	12	15	0	1935	2020
South Carolina	0	1	0	1948	1948
South Dakota	1	0	0	1927	1927
Southeastern Okla.	6	0	0	1915	1928
Southern Illinois	7	2	0	1963	1984
Southern Miss.	4	3	1	1991	2010
SW Missouri State	7	0	0	1990	2004
Southwestern Okla.	1	0	0	1922	1922
Southwestern Texas	1	0	1	1943	1944
Spaulding Institute	0	1	0	1903	1903
St. Edward's (TX)	0	2	0	1923	1924
St. Gregory's (OK)	2	0	0	1916	1920
St. John's (KS)	1	0	0	1923	1923
St. Louis	4	0	1	1938	1942
Stephen F. Austin	1	0	0	2006	2006
Tampa	3	1	0	1966	1974
Temple	2	3	0	1987	2018
Tennessee	0	5	0	1942	1974
Tennessee Medics	1	1	1	1923	1925
Tennessee Tech.	1	0	0	1986	1986
Texas	0	1	0	2018	2018
Texas A&M	2	6	0	1922	1999
Texas Christian	5	14	0	1921	2000
Texas State	1	1	0	2003	2014
Texas Tech	12	11	0	1941	1987
Trinity (TX)	1	0	0	1919	1919
Toledo	1	2	0	1962	2017
Tulane	12	5	0	1968	2020
Tulsa Central Prep (OK)	1	2	0	1908	1913
UAB	4	0	0	2007	2012
UCF (Central Florida)	9	3	0	2005	2020
USF (South Florida)	1	3	0	2014	2020
Utah	2	2	0	1943	2006
UTEP (Texas-El Paso)	14	8	0	1988	2013
UTSA	0	1	0	2013	2013
Villanova	3	0	0	1949	1952
Vinita High	0	1	0	1903	1903
Virginia Tech	3	2	0	1970	2015
Waco AFB (TX)	1	0	0	1942	1942
Wake Forest	0	3	0	1967	1989
Washburn (KS)	6	0	0	1929	1940
Washington (MO)	3	0	0	1937	1942
West Texas State	13	1	1	1945	1985
West Virginia	0	1	0	1998	1998
Wichita State	32	13	1	1928	1986
Wyoming	3	3	0	1954	2019

BOLD – Indicates 2021 opponents

Tulsa in Overtime

Overall: 10-6 • Home: 8-3 • Road: 2-3
3OT: 0-3 • 2OT: 3-1 • 1OT: 7-2

Year	Opponent	W/L	Score	OTs
2004	@ Nevada	L	48-54	3
2004	@ SMU	L	35-41	1
2005	Memphis	W	37-31	1
2006	@ Navy	W	24-23	1
2006	Rice	L	38-41	2
2009	Memphis	W	33-30	1
2012	UCF*	W	33-27	1
2013	Rice	L	27-30	1
2014	Tulane	W	38-31	2
2014	Texas State	L	34-37	3
2015	FAU	W	47-44	1
2016	@ Fresno State	W	48-41	2
2016	SMU	W	43-40	1
2016	Cincinnati	W	40-37	1
2019	@ SMU	L	37-43	3
2020	Tulane	W	30-24	2

Tulsa's All-Time Head Coaching Records

Coach	Years	G	W	L	T	Pct
Norman Leard	1895-97	7	6	1	0	.857
Fred Taylor	1898-99	8	2	2	4	.500
F.M. Witmore	1900	3	2	1	0	.667
S.L. Morley	1904	3	0	2	1	.000
Coach Applegate	1905	5	2	3	0	.400
Ben McCurtain	1906	2	2	0	0	1.000
Harvey Allen	1912	5	1	4	0	.200
George Evans	1913	7	5	2	0	.714
Sam McBirney	1908, 1914-16	32	25	6	1	.806
Hal Medford	1917	9	0	8	1	.000
Arthur Smith	1918	3	1	2	0	.333
Francis Schmidt	1919-21	29	24	3	2	.889
Howard Acher	1922-24	24	11	11	2	.500
Elmer Henderson	1925-35	100	70	25	5	.737
Vic Hurt	1936-38	29	15	9	5	.625
Chet Benefiel	1939-40	20	11	8	1	.589
Henry Frnka	1941-45	50	40	9	1	.816
J. O. Brothers	1946-52	74	45	25	4	.635
Bernie Witucki	1953-54	21	3	18	0	.143
Bobby Dobbs	1955-60	60	30	28	2	.517
Glenn Dobbs	1961-68	82	45	37	0	.549
Vince Carillot	1969	10	1	9	0	.100
Claude Gibson	1970-72	27	11	16	0	.407
F. A. Dry	1972-76	50	31	18	1	.633
John Cooper	1977-84	88	57	31	0	.648
Don Morton	1985-86	22	13	9	0	.591
George Henshaw	1987	11	3	8	0	.273
David Rader	1988-99	130	49	80	1	.376
Pat Henderson	1999	4	1	3	0	.250
Keith Burns	2000-02	35	7	28	0	.200
Steve Kragthorpe	2003-06	51	29	22	0	.569
Todd Graham	2007-10	53	36	17	0	.679
Bill Blankenship	2011-14	51	24	27	0	.471
Philip Montgomery	2015-pres.	71	31	40	0	.437

Tulsa Top-10 Winningest Coaches

(based on victories)

Coach	Years	W	L	T	Pct
1. Elmer Henderson	1925-35	70	25	5	.737
2. John Cooper	1977-84	57	31	0	.648
3. David Rader	1988-99	49	80	1	.376
T4. J. O. Brothers	1946-52	45	25	4	.635
T4. Glenn Dobbs	1961-68	45	37	0	.549
6. Henry Frnka	1941-45	40	9	1	.816
7. Todd Graham	2007-10	36	17	0	.679
T8. F. A. Dry	1972-76	31	18	1	.633
T8. Philip Montgomery	2015-pres.	31	40	0	.437
10. Bobby Dobbs	1955-60	30	28	2	.517

(based on winning percentage)

Coach	Years	G	W	L	T	Pct
1. Francis Schmidt	1919-21	29	24	3	2	.889
2. Henry Frnka	1941-45	50	40	9	1	.816
3. Sam McBirney	1914-16	32	25	6	1	.806
4. Elmer Henderson	1925-35	100	70	25	5	.737
T5. Norman Leard	1895-97	7	5	2	0	.714
T5. George Evans	1913	7	5	2	0	.714
7. Todd Graham	2007-10	53	36	17	0	.679
8. John Cooper	1977-84	88	57	31	0	.648
9. J.O. Brothers	1946-52	74	45	25	4	.635
10. F. A. Dry	1972-76	50	31	18	1	.633
Philip Montgomery	2015-pres.	71	31	40	0	.437

Tulsa Season-By-Season Review

Year	Coach	W	L	T	Points TU - Opp.	Home	Away	Neut.	Conf. Record	Conf. Place	Bowl (Win/Loss)
1895	Norman Leard	1	0	0	–	1-0	0-0	0-0	n/a	n/a	
1896	Norman Leard	3	0	0	–	2-0	1-0	0-0	n/a	n/a	
1897	Norman Leard	2	1	0	8-6	2-0	0-1	0-0	n/a	n/a	
1898	Fred Taylor	2	0	2	21-5	2-0-1	0-0-1	0-0	n/a	n/a	
1899	Fred Taylor	0	2	2	6-34	0-0-1	0-2-1	0-0	n/a	n/a	
1900	F.M. Witmore	2	1	0	44-23	2-0	0-1	0-0	n/a	n/a	
1901	unknown	2	2	0	50-66	1-0	1-2	0-0	n/a	n/a	
1902	unknown	1	1	0	50-33	1-0	0-1	0-0	n/a	n/a	
1903	unknown	3	3	0	53-61	1-2	2-1	0-0	n/a	n/a	
1904	S.. Morley	0	2	1	0-23	0-1-1	0-1	0-0	n/a	n/a	
1905	Coach Applegate	2	3	0	22-62	2-2	0-1	0-0	n/a	n/a	
1906	Ben McCurtain	2	0	0	41-0	2-0	0-0	0-0	n/a	n/a	
1907	no team										
1908	Sam McBirney	2	3	0	80-43	1-1	1-2	0-0	n/a	n/a	
1909	unknown	2	2	0	40-44	1-0	1-2	0-0	n/a	n/a	
1910	unknown	3	2	1	41-36	2-0	1-2-1	0-0	n/a	n/a	
1911	no team										
1912	Harvey Allen	1	4	0	63-141	0-1	1-2	0-1	n/a	n/a	
1913	George Evans	5	2	0	271-59	3-1	2-1	0-0	n/a	n/a	
1914	Sam McBirney	7	2	0	261-48	2-1	5-1	0-0	3-2, OCC	3rd	
1915	Sam McBirney	6	1	1	257-33	3-1	3-0-1	0-0	4-1-1, OCC	2nd	
1916	Sam McBirney	10	0	0	566-40	7-0	3-0	0-0	4-0, OCC	1st	
1917	Hal Medford	0	8	1	66-221	0-4-1	0-4	0-0	DNP	n/a	
1918	Arthur Smith	1	2	0	9-56	0-1	1-1	0-0	DNP	n/a	
1919	Francis Schmidt	8	0	1	594-27	6-0	2-0-1	0-0	5-0-1, OCC	1st	
1920	Francis Schmidt	10	0	1	621-21	8-0	2-0-1	0-0	6-0-1, OCC	1st	
1921	Francis Schmidt	6	3	0	257-95	5-1	1-1	0-1	5-1, OCC	2nd	
1922	Howard Acher	8	0	0	157-60	5-0	2-0	1-0	4-0, OCC	1st	
1923	Howard Acher	2	5	1	107-165	2-3	0-2-1	0-0	DNP	n/a	
1924	Howard Acher	1	6	1	17-133	1-4-1	0-2	0-0	DNP	n/a	
1925	Elmer Henderson	6	2	0	128-91	4-2	2-0	0-0	4-0, OCC	1st	
1926	Elmer Henderson	7	2	0	169-56	5-2	2-0	0-0	5-1, OCC	2nd	
1927	Elmer Henderson	8	1	0	201-84	6-1	2-0	0-0	3-1-1, OCC	2nd	
1928	Elmer Henderson	7	2	1	273-73	6-2	1-0-1	0-0	3-1-1, OCC	2nd	
1929	Elmer Henderson	6	3	1	107-81	4-1	2-2-1	0-0	4-0-1, Big 4	1st	
1930	Elmer Henderson	7	2	0	171-79	6-2	1-0	0-0	3-0, Big 4	1st	
1931	Elmer Henderson	8	3	0	255-55	6-3	2-0	0-0	2-1, Big 4	2nd	
1932	Elmer Henderson	7	1	1	175-36	6-0-1	1-1	0-0	3-0, Big 4	1st	
1933	Elmer Henderson	6	1	0	93-19	4-1	2-0	0-0	DNP	n/a	
1934	Elmer Henderson	5	2	1	106-39	5-1-1	0-1	0-0	DNP	n/a	
1935	Elmer Henderson	3	6	1	58-94	2-4-1	1-2	0-0	3-0, MVC	1st	
1936	Vic Hurt	5	2	2	154-56	4-2-1	1-0-1	0-0	3-0, MVC	1st	
1937	Vic Hurt	6	2	2	195-90	4-1-1	2-1-1	0-0	3-0, MVC	1st	
1938	Vic Hurt	4	5	1	115-148	3-0-1	1-4	0-1	3-1, MVC	1st	
1939	Chet Benefiel	4	5	1	94-104	3-3-1	1-2	0-0	2-1-1, MVC	3rd	
1940	Chet Benefiel	7	3	0	166-112	5-1	2-1	0-1	4-0, MVC	1st	

Year	Coach	W	L	T	Points TU - Opp.	Home	Away	Neut.	Conf. Record	Conf. Place	Bowl (Win/Loss)
1941	Henry Frnka	8	2	0	194-65	5-1	2-1	1-0	4-0, MVC	1st	Sun Bowl (W)
1942	Henry Frnka	10	1	0	434-46	6-0	4-0	0-1	5-0, MVC	1st	Sugar Bowl (L)
1943	Henry Frnka	6	1	1	269-52	4-0-1	2-0	0-1	1-0, MVC	1st	Sugar Bowl (L)
1944	Henry Frnka	8	2	0	380-128	5-2	1-0	2-0	0-1, MVC	2nd	Orange Bowl (W)
1945	Henry Frnka	8	3	0	275-84	7-0	1-2	0-1	2-1, MVC	2nd	Oil Bowl (L)
1946	J. O. Brothers	9	1	0	295-83	7-0	2-1	0-0	3-0, MVC	1st	Gator Bowl (L)
1947	J. O. Brothers	5	5	0	143-128	4-3	1-2	0-0	3-0, MVC	1st	
1948	J. O. Brothers	0	9	1	135-330	0-6	0-3-1	0-0	0-1-1, MVC	4th	
1949	J. O. Brothers	5	5	1	223-233	4-2	1-3-1	0-0	1-2-1, MVC	5th	
1950	J. O. Brothers	9	1	1	339-124	5-0-1	4-1	0-0	3-0-1, MVC	1st	
1951	J. O. Brothers	9	2	0	371-200	7-0	2-2	0-0	4-0, MVC	1st	
1952	J. O. Brothers	8	2	1	341-197	6-0-1	2-1	0-1	3-1, MVC	2nd	
1953	Bernie Witucki	3	7	0	117-258	2-3	1-4	0-0	1-3, MVC	4th	Bluebonnet Bowl (W) Bluebonnet Bowl (L)
1954	Bernie Witucki	0	11	0	118-333	0-5	0-6	0-0	0-4, MVC	4th	
1955	Bobby Dobbs	2	7	1	124-232	1-3-1	1-4	0-0	1-3, MVC	4th	
1956	Bobby Dobbs	7	2	1	169-67	6-0-1	1-2	0-0	2-1-1, MVC	2nd	
1957	Bobby Dobbs	4	6	0	110-145	2-3	2-3	0-0	2-3, MVC	3rd	
1958	Bobby Dobbs	7	3	0	216-100	5-1	2-2	0-0	2-2, MVC	3rd	
1959	Bobby Dobbs	5	5	0	137-164	5-1	0-4	0-0	2-2, MVC	3rd	
1960	Bobby Dobbs	5	5	0	169-230	2-3	3-2	0-0	2-1, MVC	2nd	
1961	Glenn Dobbs	2	8	0	91-205	2-3	0-5	0-0	1-2, MVC	2nd	Bluebonnet Bowl (W) Bluebonnet Bowl (L)
1962	Glenn Dobbs	5	5	0	219-181	4-2	1-3	0-0	3-0, MVC	1st	
1963	Glenn Dobbs	5	5	0	214-241	4-2	1-3	0-0	2-2, MVC	3rd	
1964	Glenn Dobbs	9	2	0	398-140	5-0	3-2	1-0	3-1, MVC	2nd	
1965	Glenn Dobbs	8	3	0	321-171	4-0	4-2	0-1	4-0, MVC	1st	
1966	Glenn Dobbs	6	4	0	220-203	4-0	2-4	0-0	3-1, MVC	1st	
1967	Glenn Dobbs	7	3	0	304-155	4-1	3-2	0-0	3-1, MVC	2nd	
1968	Glenn Dobbs	3	7	0	149-314	2-2	1-5	0-0	2-3, MVC	3rd	
1969	Vince Carillot	1	9	0	183-377	1-3	0-6	0-0	1-4, MVC	6th	Independence Bowl (L)
1970	Claude Gibson	6	4	0	187-178	6-0	0-4	0-0	3-1, MVC	2nd	
1971	Claude Gibson	4	7	0	173-297	1-4	3-3	0-0	3-2, MVC	2nd	
1972	Gibson (1-5)/Dry (3-2)	4	7	0	195-269	3-2	1-5	0-0	3-2, MVC	3rd	
1973	F.A. Dry	6	5	0	258-193	5-0	1-5	0-0	5-1, MVC	1st	
1974	F.A. Dry	8	3	0	285-204	5-0	3-3	0-0	6-0, MVC	1st	
1975	F.A. Dry	7	4	0	368-181	4-2	3-2	0-0	4-0, MVC	1st	
1976	F.A. Dry	7	4	1	253-208	3-1-1	4-2	0-1	2-1-1, MVC	1st	
1977	John Cooper	3	8	0	192-398	2-2	1-6	0-0	2-3, MVC	4th	Independence Bowl (L)
1978	John Cooper	9	2	0	289-203	6-0	3-2	0-0	4-1, MVC	2nd	
1979	John Cooper	6	5	0	195-221	3-2	3-3	0-0	DNP	n/a	
1980	John Cooper	8	3	0	243-196	5-0	3-3	0-0	4-1, MVC	1st	
1981	John Cooper	7	4	0	304-196	5-1	2-3	0-0	5-1, MVC	1st	
1982	John Cooper	10	1	0	312-196	5-0	5-1	0-0	6-0, MVC	1st	
1983	John Cooper	8	3	0	297-185	6-0	2-3	0-0	5-0, MVC	1st	
1984	John Cooper	6	5	0	261-206	3-2	3-3	0-0	5-0, MVC	1st	
1985	Don Morton	6	5	0	274-328	4-1	2-4	0-0	5-0, MVC	1st	Independence Bowl (L)
1986	Don Morton	7	4	0	293-186	5-1	2-3	0-0	Independent	n/a	
1987	George Henshaw	3	8	0	175-371	1-3	2-5	0-0	Independent	n/a	

Year	Coach	W	L	T	Points TU - Opp.	Home	Away	Neut.	Conf. Record	Conf. Place	Bowl (Win/Loss)
1988	David Rader	4	7	0	254-318	3-1	1-6	0-0	Independent	n/a	
1989	David Rader	6	6	0	302-271	5-0	1-5	0-1	Independent	n/a	Independence Bowl (L)
1990	David Rader	3	8	0	183-281	2-3	1-5	0-0	Independent	n/a	
1991	David Rader	10	2	0	305-208	6-1	3-1	1-0	Independent	n/a	Freedom Bowl (W)
1992	David Rader	4	7	0	240-303	4-2	0-5	0-0	Independent	n/a	
1993	David Rader	4	6	1	262-259	1-3-1	3-3	0-0	Independent	n/a	
1994	David Rader	3	8	0	244-384	2-3	1-5	0-0	Independent	n/a	
1995	David Rader	4	7	0	233-300	3-2	1-5	0-0	Independent	n/a	
1996	David Rader	4	7	0	245-333	2-3	2-4	0-0	2-6, WAC	7th	
1997	David Rader	2	9	0	258-426	1-4	1-5	0-0	2-6, WAC	7th	
1998	David Rader	4	7	0	222-258	3-3	1-4	0-0	2-6, WAC	7th	
1999	David Rader (1-6)/ Pat Henderson (1-3)	2	9	0	230-386	1-5	1-4	0-0	1-6, WAC	8th	
2000	Keith Burns	5	7	0	240-283	3-3	2-4	0-0	4-4, WAC	5th	
2001	Keith Burns	1	10	0	191-387	1-5	0-5	0-0	0-8, WAC	10th	
2002	Keith Burns	1	11	0	233-417	1-5	0-6	0-0	1-7, WAC	9th	
2003	Steve Kragthorpe	8	5	0	400-361	5-1	3-3	0-1	6-2, WAC	2nd	Humanitarian Bowl (L)
2004	Steve Kragthorpe	4	8	0	345-398	4-2	0-6	0-0	3-5, WAC	6th	
2005	Steve Kragthorpe	9	4	0	430-305	3-2	5-2	1-0	6-2, C-USA	1st	AutoZone Liberty (W)
2006	Steve Kragthorpe	8	5	0	360-262	5-1	3-3	0-1	5-3, C-USA	3rd/West	Armed Forces Bowl (L)
2007	Todd Graham	10	4	0	576-467	5-1	4-3	1-0	6-2, C-USA	1st/West	GMAC Bowl (W)
2008	Todd Graham	11	3	0	661-391	6-1	4-2	1-0	7-1, C-USA	1st/West	GMAC Bowl (W)
2009	Todd Graham	5	7	0	351-328	2-4	3-3	0-0	3-5, C-USA	T3rd/West	
2010	Todd Graham	10	3	0	538-394	6-0	4-3	0-0	6-2, C-USA	T1st/West	Sheraton Hawaii (W)
2011	Bill Blankenship	8	5	0	430-355	4-2	4-2	0-1	7-1, C-USA	2nd/West	Armed Forces Bowl (L)
2012	Bill Blankenship	11	3	0	486-331	7-0	3-3	1-0	7-1, C-USA	1st	AutoZone Liberty (W)
2013	Bill Blankenship	3	9	0	243-365	1-5	2-4	0-0	2-6, C-USA	6th	
2014	Bill Blankenship	2	10	0	296-471	2-4	0-6	0-0	2-6, AAC	T8th	
2015	Philip Montgomery	6	7	0	483-518	3-3	3-3	0-1	3-5, AAC	4th/West	Independence Bowl (L)
2016	Philip Montgomery	10	3	0	552-388	6-0	3-3	1-0	6-2, AAC	2nd/West	Miami Beach Bowl (W)
2017	Philip Montgomery	2	10	0	352-450	2-4	0-6	0-0	1-7, AAC	6th/West	
2018	Philip Montgomery	3	9	0	289-355	3-3	0-6	0-0	2-6, AAC	T5th/West	
2019	Philip Montgomery	4	8	0	317-376	2-4	2-4	0-0	2-6, AAC	T5th/West	
2020	Philip Montgomery	6	3	0	244-194	3-0	3-2	0-1	6-0, AAC	1st/Runnerup	Armed Forces Bowl (L)

Tulsa Won-Lost Records

	Wins	Losses	Ties
124-Year Record (1198 games)	644	522	32
Home Record (642 games)	427	196	19
Road Record (529 game)	206	310	13
Neutral Site (27 games)	11	16	0
Skelly Field (513 games)	335	165	13
Conference (472 games)	293	167	12
Bowl Games (22 games)	10	12	0



Chris Hughley was named the Sports Illustrated Offensive Player of the Week for his 231-yard, three touchdown game against Texas A&M in 1991.

Tulsa Athletic Hall of Fame Inductees

1982

Glenn Dobbs, Football 194-042
Ivan Grove, Football 1914-16-19
Bob Patterson, Basketball 1953-55

1983

Chet Benefiel, Football 1928-31
Madison Blevins, Football 1914-16
Gerin Cameron, Tennis 1936-38
Henry Frnka, Football Coach 1940-46
Ellis Jones, Football 1942-44
Marvin Matuszak, Football 1951-52
Ishmael Pilkington, Football 1930-31
Howard Waugh, Football 1951-52

1984

X. Eln Jones, Football 1926-28
James King, Basketball 1961-62
Jerry Rhome, Football 1963-64
Bobby Smith, Basketball 1967-69
Howard Twilley, Football 1963-65
William Volo, Football 1931-33
John Young, Football 1914-16-19

1985

Dick Nunneley, Basketball 1951-54
Drew Pearson, Football 1970-72
Steve Rogers, Baseball 1968-71

1986

Billy Guy Anderson, Football 1963-65
Ham Harmon, Football 1934-36
Sax Judd, Football 1940-42
Clyde LeForce, Football 1942-43, 46
Willie Townes, Football 1964-65

1987

William Boehm, Football 1929-32
James Finks, Football 1946-48
Bill Kusleika, Basketball 1962-64
Jerry Tabb, Baseball 1970-73

1988

Steve Bowling, Baseball 1971-74
Murl "Tuffy" Cline, Football 1923-26
Jeff Jordan, Football 1961-64
Ronnie Morris, Football 1950-52
Felto Prewitt, Football 1943-45
Roy Selby, Football 1925-28

1989

Don Blackmon, Football 1976-80
Charles Dugger, Football 1931-34
Clyde Goodnight, Football 1942-44
Jerry Keeling, Football 1958-60
Tom Miner, Football 1951-53
Les Rogers, Baseball 1969-70

1990

Rick Park, Basketball 1963-65
Layn Phillips, Tennis 1971-74
Cal Purdin, Football 1940-42
Drane Scrivener, Football 1970-72
Kaye Vaughan, Football 1950-52

1991

Steve Largent, Football 1972-75
Nancy Lopez, Golf 1975-77
Sam McBirney, Football Coach 1908, 14-16
Bob St. Clair, Football 1952
1982 Women's Golf NCAA/AIAW National Champions

1992

Kathy Baker, Golf 1979-83
Dick Courter, Basketball 1951-55
Jerry D'Arcy, Football 1942, 46-47
1942 Sugar Bowl Football Team

1993

Tommy Hudspeth, Football 1950-52
Paul Pressey, Basketball 1980-82
Jody Rosenthal, Golf 1981-85
Francis Schmidt, Football Coach 1919-21
Roy Stuart, Football 1939-41
1969 College World Series Runner-up Team

1994

Willie Biles, Basketball 1971-74
Hardy Brown, Football 1945-47
Clarence Iba, Basketball Coach 1949-60
Bob Breitenstein, Football 1962-64
1945 Orange Bowl Football Team

1995

Steve Harris, Basketball 1982-85
Kelly May, Volleyball 1977-80
Neil Ridley, Basketball 1947-51
Neal Sweeney, Football 1965-66
James Unruh, Golf 1947-50
1916 Football Team

1996

Benton Springer, Football 1917-19
Bob Hellinghausen, Football 1943-46
Micheal Gunter, Football 1980-83
Dale McNamara, Women's Golf Coach 1974-2000

1997

Roy "Skeeter" Berry, Football 1932-34
Rogers Lehew, Football 1946-49
Ron Streck, Golf 1973-76
Holly Hartley, Golf 1976-79
1919, 1920 Kendall College Football Teams

1998

Ron Carson, Basketball 1966-70
Ken Lacy, Football 1979-82
Adele Lukken, Golf 1983-86
Warren Shackelford, Basketball 1949-53
George Willis, Basketball 1930-33
Camp Wilson, Football 1943-45
1980-81 NIT Championship Basketball Team

1999

J.R. Boone, Football 1944-47
Nelson Greene, Football 1941-42, 46-47
Al Jenkins, Football 1966-69
Melissa McNamara, Golf 1984-88
Lovie Smith, Football 1976-79

2000

Steve Bracey, Basketball 1970-72
Steve Gage, Football 1983-86
Roger Wendel, Basketball 1955-59
Frank Velez, Soccer 1988-91
1952 Gator Bowl Team

2001

Steve August, Football 1972-76
Cliff Butcher, Baseball 1969-71
David Voss, Basketball 1957-61
1941 Sun Bowl Champion Football Team

2002

Bob Brumble, Football 1957-59
N. A. Keithley, Football 1940-42
Gene Shell, Baseball Coach 1965-80
1954-55 Basketball Team

2003

Rube Leekley, Football 1915-16
David Alexander, Football 1982-86
Kevin King, Soccer 1988-91
1964 Bluebonnet Bowl Football Team

2004

Bill Hall, Tennis 1952-55
Tony Liscio, Football 1959-62
Dennis Byrd, Football 1984-88
1920-21 Basketball Team

2005

Fred Smith, Football 1947-50
Al Humphrey, Football 1971-74
Tracy Moore, Basketball 1984-88
1944 Sugar Bowl Football Team

2006

Mike Marrs, Baseball, Basketball 1965-68
Doug Wyatt, Football 1965-68
Sid Abramowitz, Football 1979-82
Nolan Richardson, Basketball Coach 1980-85

2007

Bob Junko, Football 1964-67
David Moss, Basketball 1983-87
Dan Bitson, 1987-91
1980 Women's Golf AIAW National Champions

2008

Ken Hayes, Basketball Coach 1968-75
Jerry Ostroski, Football 1988-91
1945 Oil Bowl Football Team

2011

Mike Sember, Baseball 1971-74
John Cooper, Football Coach 1977-84
Shea Seals, Basketball 1993-97
1991 Men's Soccer Team

2013

Phil Honeycutt, Baseball 1969-71
Huynh Bui, Soccer 1980-83
Amy Edwards, Women's Soccer 1988-91
1991 Freedom Bowl Football Team

2015

Elmer "Gloomy Gus" Henderson, Football Coach 1925-35
T.J. Rubley, Football 1987-91
Michael Ruffin, Basketball 1995-99
Jillian Robbins, Women's Basketball 2003-07

2017

Ed Dubie, FB, Baseball, Basketball 1928-31
David Smoot, Track 1960-63
Wes Hamilton, Football 1971-75
Stacy Prammanasudh, Women's Golf 1988-02
Lauren Lindsay, Softball, 2007-10
1982 Football Team

2019

F.A. Dry, Head Football Coach 1972-76
Dana Lewis, Basketball 1969-71
Anousjka Van Exel, Women's Tennis 1997-99
1988 Women's Golf NCAA National Champions

The Athletic Hall of Fame went to every two years following the 2011 class (No Class was inducted in 2009, 2010, 2012, 2014, 2016, 2018, 2020)

Tulsa Homecoming Game Results

Year	Opponent	W-L-T	Tulsa	Opp
1926	Arkansas	W	14	7
1927	Southeastern Oklahoma	W	32	0
1928	Wichita State	W	46	0
1929	Oklahoma Baptist	W	7	3
1930	Phillips	W	25	0
1931	Oklahoma State	L	6	7
1932	Oklahoma State	T	0	0
1933	Oklahoma State	L	0	7
1934	Kansas State	W	21	0
1935	Oklahoma State	W	12	0
1936	Oklahoma State	W	13	0
1937	Oklahoma State	W	27	0
1938	Oklahoma State	W	20	7
1939	Detroit	L	7	16
1940	Texas Christian	W	7	0
1941	Baylor	W	20	13
1942	Baylor	W	24	0
1943	Oklahoma State	W	55	6
1944	Oklahoma State	L	40	46
1945	Baylor	W	26	7
1946	Baylor	W	17	0
1947	Baylor	L	6	7
1948	South Carolina	L	7	27
1949	Kansas State	W	48	27
1950	Detroit	T	13	13
1951	Kansas State	W	42	26
1952	#11 Villanova	W	42	6
1953	Houston	W	23	2
1954	Oklahoma State	L	0	12
1955	Texas Tech	L	34	7
1956	Oklahoma State	T	14	14
1957	Houston	L	7	13
1958	Texas Tech	W	9	7
1959	Houston	L	13	22
1960	Wichita State	L	20	21
1961	Houston	L	2	14
1962	Louisville	W	25	7
1963	Cincinnati	L	15	21
1964	Oklahoma State	W	61	14
1965	Louisville	W	51	18
1966	Montana State	W	13	10
1967	Wake Forest	L	24	31
1968	Memphis State	L	6	32
1969	Houston	L	14	47
1970	Wichita State	W	21	12
1971	Air Force	L	7	17
1972	Montana	W	10	7
1973	New Mexico State	W	52	14
1974	New Mexico State	W	28	7
1975	Memphis State	L	14	16
1976	Memphis State	W	16	14
1977	Wichita State	L	26	38
1978	Kansas State	W	24	14
1979	Texas Christian	L	24	17
1980	Kansas State	W	3	0
1981	Southern Illinois	L	34	36
1982	Oklahoma State	W	25	15
1983	New Mexico State	W	24	10
1984	#10 Oklahoma State	L	7	31
1985	Drake	W	45	15
1986	Wichita State	W	38	10
1987	Louisville	W	26	22
1988	UTEP	L	24	27
1989	New Mexico State	W	34	13

Year	Opponent	W-L-T	Tulsa	Opp
1990	Memphis State	L	10	22
1991	#2 Miami (Fla.)	L	10	34
1992	SW Missouri State	W	17	14
1993	Cincinnati	L	15	22
1994	East Carolina	L	21	28
1995	Wyoming	W	35	6
1996	#18 Brigham Young	L	30	55
1997	Rice	L	18	33
1998	San Diego State	L	14	24
1999	Hawaii	L	21	35
2000	UTEP	L	7	40
2001	New Mexico State	L	7	24
2002	UTEP	W	20	0
2003	SMU	W	35	16
2004	#18 Boise State	L	42	45
2005	Memphis	W (OT)	37	31
2006	North Texas	W	28	3
2007	Marshall	W	38	31
2008	Rice	W	63	28
2009	SMU	L	13	27
2010	Tulane	W	52	24
2011	SMU	W	38	7
2012	Rice	W	28	24
2013	UTSA	L	15	34
2014	South Florida	L	30	38
2015	#17 Memphis	L	42	66
2016	Tulane	W	50	27
2017	Houston	W	45	17
2018	UConn	W	49	19
2019	#25 Memphis	L	41	42
2020	No Homecoming Game played due to Covid-19 pandemic			

Tulsa has a 53-39-3 record in Homecoming games.

Tulsa in the Final Top-25 Polls

Associated Press

(Voted on by Writers and Broadcasters)

#1 Ranked

Year	Team	TU Rank
1942	Ohio State	Tulsa 4th (10-1)
1943	Notre Dame	Tulsa 15th (6-1-1)
1945	Army	Tulsa 17th (8-3)
1946	Notre Dame	Tulsa 17th (9-1)
1950	Oklahoma	Tulsa 19th (9-1-1)
1952	Michigan St.	Tulsa 12th (8-2-1)
1991	Miami	Tulsa 21st (10-2)
2010	Auburn	Tulsa 24th (10-3)

United Press International

(Voted on by Coaches prior to 1991)

#1 Ranked

Year	Team	TU Rank
1964	Alabama	Tulsa 18th (9-2)
1965	Michigan State	Tulsa 16th (8-3)
1974	Southern Cal	Tulsa 19th (8-3)


USA Today/CNN

(Voted on by Coaches)

#1 Ranked

Year	Team	TU Rank
1991	Washington	Tulsa 21st (10-2)
2012	Alabama	Tulsa 25th (11-3)

Tulsa All-Time Results



Norman Leard
3 seasons
1895 - 1897
W-6, L-1, T-0

1895 Won 1 Lost 0

• Defeated Bacone Indians (now Bacone Junior College) in a home game at Muskogee. No score recorded.


1896 Won 3 Lost 0

• Defeated Bacone Indians in a home game at Muskogee, no score recorded.
• Defeated Cherokee Male Seminary (Now Northeastern Oklahoma State University) in a home game at Muskogee, no score recorded.
• Defeated NE Oklahoma 0-6 at Tahlequah.

1897 Won 2 Lost 1

• Lost to NE Oklahoma at Tahlequah. (No score recorded)
• Defeated NE Oklahoma at Muskogee. (No score recorded)

Nov.	25	Bacone College	W	8-6	Muskogee, Okla.
------	----	----------------	---	-----	-----------------



Fred Taylor
2 seasons
1898 - 1899
W-2, L-2, T-4

1898 Won 2 Lost 0 Tied 2

Nov.	5	Bacone College	W	16-0	Muskogee, Okla.
	13	NE Oklahoma	T	0-0	Tahlequah, Okla.
	24	NE Oklahoma	T	5-5	Muskogee, Okla.
Dec.	8	Arkansas	W-No Score		Muskogee, Okla.

1899 Won 0 Lost 2 Tied 2


Oct.	3	@ NE Oklahoma	T	0-0	Muskogee, Okla.
	17	@ NE Oklahoma	T	6-6	Tahlequah, Okla.
	28	@ Arkansas	L	0-11	Fayetteville, Ark.
Dec.	25	@ Little Rock Athletics	L	0-17	Little Rock, Ark.



F.M. Whitmore
1 season
1900
W-2, L-1, T-0

1900 Won 2 Lost 1

Oct.	26	@ Bacone Jr. Coll	W	33-0	Muskogee, Okla.
Nov.	2	@ NE Oklahoma	L	0-18	Tahlequah, Okla.
	29	@ Krebs High (OK)	W	11-5	Muskogee, Okla.



Coach Unknown
3 seasons
1901-1903
W-6, L-6, T-0

1901 Won 2 Lost 2


Oct.	25	@ NE Oklahoma	L	6-18	Tahlequah, Okla.
Nov.	1	Bacone College	W	22-0	Muskogee, Okla.
	8	@ Armstrong Academy	W	22-0	Caddo, Okla.
	23	@ Arkansas	L	0-48	Fayetteville, Ark.

1902 Won 1 Lost 1

Oct.	22	Arkansas	L	0-33	Muskogee, Okla.
Nov.	27	Willie Halsell College	W	50-0	Muskogee, Okla.

1903 Won 3 Lost 3

Oct.	16	Spaulding Institute	L	5-11	Muskogee, Okla.
	30	@ Willie Halsell College	L	0-25	Vinita, Okla.
Nov.	5	@ Willie Halsell College	W	31-0	Vinita, Okla.
TBA		Bacone College	L	0-25	Muskogee, Okla.
TBA		NE Oklahoma	W	5-0	Muskogee, Okla.
TBA		@ NE Oklahoma	W	12-0	Tahlequah, Okla.



S.L. Morley
1 season
1904
W-0, L-2, T-1

1904 Won 0 Lost 2 Tied 1


Nov.	4	Willie Halsell College	T	0-0	Muskogee, Okla.
	11	@ Jones Academy	L	0-17	Krebs, Okla.
	24	Jones Academy	L	0-6	Muskogee, Okla.



Coach Applegate
1 season
1905
W-2, L-3, T-0

1905 Won 2 Lost 3

Oct.	20	@ NE Oklahoma	L	0-38	Tahlequah, Okla.
	24	Bacone College	W	12-0	Muskogee, Okla.
Nov.	3	@ NE Oklahoma	L	5-18	Tahlequah, Okla.
	11	Ft. Smith High (AR)	W	5-0	Muskogee, Okla.
	30	@ Epworth College (OK)	L	0-6	Muskogee, Okla.



Ben McCurtain
1 season
1906
W-2, L-0, T-0

1906 Won 2 Lost 0

Oct.	26	Bacone College	W	9-0	Muskogee, Okla.
Nov.	29	Claremore High	W	32-0	Muskogee, Okla.

1907 No team



Sam McBirney

4 seasons

1908, 1914-16

W-24, L-6, T-11

1 OCC Championship

1908	Won 2	Lost 3
Oct. 30	@ Muskogee High	L 5-10 Muskogee, Okla.
Nov. 7	Muskogee High	L 0-10 Athletic Park
13	@ Osage Indians	L 11-23 Pawhuska, Okla.
20	@ Claremore Prep	W 48-0 Claremore, Okla.
26	Tulsa Central High	W 16-0 Athletic Park



Coach Unknown

2 seasons

1909-1910

W-5, L-4

1909	Won 2	Lost 2
Oct. 8	@ NE Oklahoma	L 6-22 Tahlequah, Okla.
11	@ Claremore High (forfeit)	W 1-0 Claremore, Okla.
23	Muskogee High	L 11-17 Muskogee, Okla.
30	Claremore High	W 16-11 Harwell Field

1910	Won 3	Lost 2	Tied 1
Oct. 14	@ Broken Arrow High	L 6-11 Broken Arrow, Okla.	
29	Pawhuska High	L 0-16 Pawhuska, Okla.	
Nov. 4	Bacone College	W 32-9 Muskogee, Okla.	
11	@ Claremore High	W 3-0 Claremore, Okla.	
18	Mounds High	(Win, no score recorded)	
24	Broken Arrow High	T 0-0 Broken Arrow, Okla.	

1911 No team



Harvey Allen

1 season

1912

W-1, L-4, T-0

1912	Won 1	Lost 4
Sept. 27	@ Oklahoma City	L 6-39 Guthrie, Okla.
Oct. 19	Claremore High	L 0-38 Claraemore, Okla.
Nov. 1	@ NE Oklahoma	L 6-32 Tahlequah, Okla.
18	@ Euchee Indians	W 57-0 Sapulpa, Okla.
28	Tulsa Central High	L 6-32 South Main Park



George Evans

1 season

1913

W-5, L-2, T-0

1913	Won 5	Lost 2
Sept. 27	@ Euchee Indians	W 92-0 Sapulpa, Okla.
Oct. 3	Haskell A&M	W 58-0 Broken Arrow, Okla.
10	Claremore High	W 43-0 South Main Park
24	NE Oklahoma	W 28-0 South Main Park
31	Oklahoma City	W 18-0 Tulsa Fairgrounds
Nov. 14	@ Pittsburg State	L 25-32 Pittsburg, Kan.
27	Tulsa Central High	L 7-27 South Main Park



Sam McBirney

(see previous years)

1914	Won 6	Lost 2
Oct. 3	NW Oklahoma*	W 33-0 South Main Park
6	Northern Okla. JC	W 47-0 South Main Park
16	@ Oklahoma State*	L 6-13 Stillwater, Okla.
23	@ East Central (OK)*	W 12-0 Ada, Okla.
31	@ Pittsburg State	W 63-0 Pittsburg, Kan.
Nov. 6	@ Claremore High	W 54-0 Claremore, Okla.
13	@ Oklahoma City*	W 39-9 Guthrie, Okla.
30	Oklahoma*	L 7-26 South Main Park

*Oklahoma Collegiate Conference 3-2 (3rd place)

1915	Won 6	Lost 1	Tied 1
Oct. 1	Eastern Okla. JC	W 62-0 Association Park	
8	@ NE Oklahoma*	W 55-0 Tahlequah, Okla.	
15	@ Oklahoma A&M*	T 0-0 Stillwater, Okla.	
29	@ NW Oklahoma*	W 26-6 Alva, Okla.	
Nov. 6	Oklahoma*	L 13-14 Association Park	
13	East Central (OK)*	W 49-3 Association Park	
20	@ SE Oklahoma*	W 45-7 Durant, Okla.	
25	Haskell Indians	W 7-3 Association Park	

*Oklahoma Collegiate Conference 4-1-1 (2nd place)

1916	Won 10	Lost 0
Sept. 30	Cumberland (AR)	W 81-0 Association Park
Oct. 6	@ Phillips University*	W 50-7 Enid, Okla.
14	@ Oklahoma*	W 16-0 Norman, Okla.
21	NW Oklahoma*	W 60-7 Association Park
28	Pittsburg State	W 49-3 Association Park
Nov. 4	Oklahoma State*	W 17-13 Association Park
11	@ Kansas City Veterinary	W 48-10 Federal Park, Kan.
18	Haskell Indians	W 46-0 Association Park
25	St. Gregory	W 82-0 Association Park
30	Missouri-Rolla	W 117-0 Association Park

*Oklahoma Collegiate Conference 4-0 (1st place)



Hal Medford

1 season

1917

W-0, L-8, T-1

1917	Won 0	Lost 8	Tied 1
Oct. 6	Drury (MO)	L 13-14 Association Park	
13	Haskell Indians	L 7-12 Association Park	
20	Pittsburg State	T 0-0 Association Park	
27	@ Arkansas	L 7-19 Fayetteville, Ark.	
Nov. 3	@ Camp Funston	L 6-15 Ft. Riley, Kan.	
10	Denver Univ.	L 19-20 Association Park	
17	@ Oklahoma State	L 2-41 Stillwater, Okla.	
24	@ Oklahoma	L 0-80 Norman, Okla.	
29	Phillips University	L 7-20 Association Park	



Arthur Smith

1 season

1918

W-1, L-2, T-0

1918	Won 1	Lost 2
Nov. 2	@ East Central (OK)	W 3-0 Ada, Okla.
23	Oklahoma State	L 0-33 Lee Stadium
28	@ Arkansas	L 6-23 Fayetteville, Ark.



Francis Schmidt

3 seasons

1919 - 1921

W-24, L-3, T-2

2 OCC Championships

1919	Won 8	Lost 0	Tied 1
Sept. 27	Oklahoma Baptist*	W 155-0	McNulty Park
Oct. 4	East Central (OK)*	W 60-0	McNulty Park
11	@ Oklahoma*	W 27-0	Norman, Okla.
18	Central State (OK)*	W 67-6	McNulty Park
25	NW Oklahoma*	W 75-0	McNulty Park
Nov. 1	@ Arkansas	W 63-7	Fayetteville, Ark.
8	Trinity University	W 70-0	McNulty Park
15	Burleson College	W 70-7	McNulty Park
21	@ Oklahoma State*	T 7-7	Stillwater, Okla.

*Oklahoma Collegiate Conference 5-0-1 (1st place)

1920	Won 10	Lost 0	Tied 1
Sept. 25	St. Gregory's	W 121-0	McNulty Park
29	NE Okla. A&M	W 151-0	McNulty Park
Oct. 2	Chillico Indians	W 88-0	McNulty Park
9	Oklahoma State*	W 20-14	McNulty Park
16	@ East Central (OK)*	W 10-0	Ada, Okla.
23	@ Central State (OK)*	W 3-0	Edmond, Okla.
30	NW Oklahoma*	W 14-7	McNulty Park
Nov. 6	Oklahoma Baptist*	W 81-0	McNulty Park
11	Kingfisher College*	W 88-0	McNulty Park
19	@ Phillips University*	T 0-0	Enid, Okla.
25	Missouri-Rolla	W 45-0	McNulty Park

*Oklahoma Collegiate Conference 6-0-1 (1st place)

1921	Won 6	Lost 3
Oct. 1	East Central (OK)*	W 92-0 McNulty Park
8	Chillico Indians	W 75-13 McNulty Park
15	NW Oklahoma*	W 17-7 Lee Stadium
21	@ TCU	L 0-16 Ft. Worth, Texas
29	@ Haskell Indians	L 0-21 Kansas City, Mo.
Nov. 4	@ Oklahoma Baptist*	W 28-0 Shawnee, Okla.
11	Central State (OK)*	L 0-21 McNulty Park
19	Kingfisher College*	W 24-7 McNulty Park
24	Phillips University*	W 21-10 McNulty Park

*Oklahoma Collegiate Conference 5-1 (2nd place)



Howard Acher

3 seasons

1922 - 1924

W-11, L-11, T-2

1 OCC Championship

1922	Won 8	Lost 0
Sept. 29	@ Arkansas Tech	W 14-12 Russellville, Ark.
Oct. 7	SE Oklahoma*	W 26-9 Lee Stadium
10	Texas A&M	W 13-10 Dallas, Texas
20	Oklahoma Baptist*	W 34-9 Lee Stadium
28	TCU	W 21-0 Lee Stadium
Nov. 4	@ Arkansas	W 13-6 Fayetteville, Ark.
11	@ Oklahoma State (Mutually agreed not to play the game)	
18	SW Oklahoma*	W 21-14 Lee Stadium
30	Central State (OK)*	W 14-0 Lee Stadium

*Oklahoma Collegiate Conference 4-0 (1st place)

1923	Won 2	Lost 5	Tied 1
Oct. 11	Arkansas Tech	L 7-50	McNulty Park
27	St. Edwards (TX)	L 7-35	McNulty Park

Nov. 3	@ Tenn. Medical School	T 6-6	Memphis, Tenn.
10	St. John's (KS)	W 60-0	McNulty Park
16	@ Austin College	L 7-13	Sherman, Texas
24	@ Georgetown	L 0-26	Washington, D.C.
Dec. 1	Des Moines U.	W 20-0	McNulty Park
8	Haskell Indians	L 0-35	McNulty Park

1924	Won 1	Lost 6	Tied 1
Oct. 4	Haskell Indians	L 3-26	McNulty Park
11	College of the Ozarks	W 7-0	McNulty Park
25	Central State (OK)	L 0-20	McNulty Park
Nov. 1	@ Tenn. Medical School	L 0-43	Memphis, Tenn.
7	@ St. Edwards (TX)	L 7-35	Dallas, Texas
15	NW Oklahoma	T 0-0	McNulty Park
22	Austin College	L 0-9	McNulty Park
27	Arkansas Tech	L 7-24	McNulty Park



Elmer "Gloomy Gus" Henderson

11 seasons

1925 - 1935

W-70, L-25, T-5

1 OCC Championship • 3 Big 4 Championships

1 MVC Championship

1925	Won 6	Lost 2
Sept. 26	Northern Okla. JC	W 7-3 Lee Stadium
Oct. 3	Haskell Indians	L 0-33 McNulty Park
10	Tenn. Medical School	W 27-7 McNulty Park
30	NW Oklahoma*	W 42-13 McNulty Park
Nov. 7	@ Phillips University*	W 6-0 Enid, Okla.
11	Central State (OK)*	W 20-8 McNulty Park
20	@ SE Oklahoma*	W 19-7 Durant, Okla.
28	Arkansas	L 7-20 McNulty Park

*Oklahoma Collegiate Conference 4-0 (1st place)

1926	Won 7	Lost 2
Sept. 25	SE Oklahoma*	W 33-10 McNulty Park
Oct. 1	NW Oklahoma*	W 35-0 McNulty Park
16	Oklahoma State	W 28-0 McNulty Park
23	Phillips University*	W 19-0 McNulty Park
30	@ NE Oklahoma*	W 17-0 Tahlequah, Okla.
Nov. 6	Oklahoma Baptist*	L 3-12 McNulty Park
18	@ Oklahoma City*	W 13-0 Oklahoma City, Okla.
25	Arkansas	W 14-7 McNulty Park
Dec. 4	Haskell Indians	L 7-27 McNulty Park

*Oklahoma Collegiate Conference 5-1 (2nd place)

1927	Won 8	Lost 1
Oct. 1	Parsons College (IA)	W 19-6 McNulty Park
8	South Dakota	W 33-12 McNulty Park
15	@ DePaul	W 30-6 Chicago, Ill.
22	@ Oklahoma State	W 28-26 Stillwater, Okla.
29	Phillips University*	L 7-13 McNulty Park
Nov. 5	Oklahoma City*	W 7-0 McNulty Park
11	Oklahoma Baptist*	W 21-7 McNulty Park
19	SE Oklahoma*	W 32-0 McNulty Park
Dec. 3	Haskell Indians	W 24-14 McNulty Park

Oklahoma Collegiate Conference 3-1 (2nd place)

1928	Won 7	Lost 2	Tied 1
Sept. 29	NW Oklahoma*	W 19-0	McNulty Park
Oct. 6	Detroit	L 14-19	McNulty Park
13	DePaul	W 27-0	McNulty Park
20	Wichita State	W 46-0	McNulty Park
27	Phillips University*	L 26-27	McNulty Park
Nov. 10	Oklahoma City*	W 13-8	McNulty Park

	17	@ Oklahoma Baptist*	T	13-13	Shawnee, Okla.
	24	SE Oklahoma*	W	51-0	McNulty Park
	29	@ Oklahoma State	W	31-0	Stillwater, Okla.
Dec.	8	Haskell Indians	W	33-6	McNulty Park

*Oklahoma Collegiate Conference 3-1-1 (2nd place)

1929	Won 6	Lost 3	Tied 1
Sept.	28 @ Wichita State	W 19-0	Wichita, Kan.
Oct.	5 Phillips University*	W 14-0	McNulty Park
	12 @ Detroit	L 6-21	Detroit, Mich.
	19 Oklahoma City*	W 15-0	McNulty Park
	26 @ Phillips University*	T 7-7	Enid, Okla.
Nov.	2 @ Oklahoma State	L 0-20	Stillwater, Okla.
	9 Oklahoma Baptist*	W 7-3	McNulty Park
	16 Washburn	W 19-7	McNulty Park
	28 Oklahoma City*	W 6-3	W. League Park
Dec.	7 Haskell Indians	L 14-20	McNulty Park

*Big 4 Conference 4-0-1 (1st place)

1930	Won 7	Lost 2
Oct.	4 Arkansas	W 26-6 Skelly Stadium
	17 Hendrix College	W 27-0 Skelly Stadium
	25 Phillips University*	W 25-0 Skelly Stadium
	31 George Washington	W 14-7 Skelly Stadium
Nov.	8 @ Oklahoma Baptist*	W 14-6 Shawnee, Okla.
	15 Missouri-Rolla	W 18-0 Skelly Stadium
	27 Oklahoma City*	W 33-13 Skelly Stadium
Dec.	6 Haskell Indians	L 7-34 Skelly Stadium
	13 Oklahoma State	L 7-13 Skelly Stadium

*Big 4 Conference 3-0 (1st place)

1931	Won 8	Lost 3
Sept.	25 Hendrix College	W 26-0 Skelly Stadium
Oct.	3 TCU	W 13-0 Skelly Stadium
	9 Oklahoma Baptist*	W 25-0 Skelly Stadium
	16 @ George Washington	W 24-7 Washington, D.C.
	23 Creighton	W 28-0 Skelly Stadium
	30 @ Phillips University*	W 31-7 Enid, Okla.
Nov.	7 Mexico University	W 89-0 Skelly Stadium
	14 Oklahoma State	L 6-7 Skelly Stadium
	26 Oklahoma City*	L 0-14 Skelly Stadium
Dec.	5 Haskell Indians	W 6-0 Skelly Stadium
	12 Oklahoma	L 7-20 Skelly Stadium

*Big 4 Conference 2-1 (2nd place)

1932	Won 7	Lost 1	Tied 1
Oct.	1 @ Oklahoma	L 0-7	Norman, Okla.
	7 Washburn (KS)	W 20-0	Skelly Stadium
	15 Phillips University*	W 21-2	Skelly Stadium
	22 George Washington	W 29-14	Skelly Stadium
	29 Oklahoma Baptist*	W 39-13	Skelly Stadium
Nov.	5 Oklahoma State	T 0-0	Skelly Stadium
	11 Missouri-Rolla	W 26-0	Skelly Stadium
	24 @ Oklahoma City*	W 14-0	Okla. City, Okla.
Dec.	3 Mississippi	W 26-0	Skelly Stadium


*Big 4 Conference 3-0 (1st place)

1933	Won 6	Lost 1
Oct.	7 Oklahoma	W 20-6 Skelly Stadium
	12 @ Washburn (KS)	W 7-0 Topeka, Kan.
	21 Kansas	W 7-0 Skelly Stadium
Nov.	4 Oklahoma State	L 0-7 Skelly Stadium
	11 Oklahoma City	W 39-0 Skelly Stadium
	17 @ George Washington	W 13-6 Washington, D.C.
	30 Arkansas	W 7-0 Skelly Stadium

1934	Won 5	Lost 2	Tied 1
Sept.	21 Central State (OK)	W 26-0	Skelly Stadium
Oct.	6 Kansas	W 7-0	Skelly Stadium
	13 TCU	L 12-14	Skelly Stadium
	19 @ George Washington	L 0-10	Washington, D.C.
	27 Kansas State	W 21-0	Skelly Stadium
Nov.	10 Centenary (LA)	W 14-8	Skelly Stadium
	17 Oklahoma State	W 19-0	Skelly Stadium
	29 Arkansas	T 7-7	Skelly Stadium

1935	Won 3	Lost 6	Tied 1
Sept.	27 Central State (OK)	L 0-9	Skelly Stadium 8,000
Oct.	5 SMU	L 0-14	Skelly Stadium 10,000
	12 TCU	L 0-13	Skelly Stadium 9,000
	18 @ Washburn (KS)*	W 19-6	Topeka, Kan. 4,500
	26 Oklahoma State*	W 12-0	Skelly Stadium 7,500
Nov.	2 Kansas State	T 13-13	Skelly Stadium 7,000
	9 @ Centenary (LA)	L 0-22	Shreveport, La. 5,000
	16 @ George Washington	L 0-3	Washington, D.C. 12,000
	23 Drake*	W 7-0	Skelly Stadium 7,000
	28 Arkansas	L 7-14	Skelly Stadium 11,000

*Missouri Valley Conference 3-0 (1st place)



1922 TEAM

**Vic Hurt**

3 seasons

1936 - 1938

W-15, L-9, T-5

3 MVC Championships

1936	Won 5	Lost 2	Tied 2
Sept. 26	@ Oklahoma	T 0-0	Norman, Okla. 8,000
Oct. 3	Central State (OK)	W 40-7	Skelly Stadium 10,000
10	TCU	L 7-10	Skelly Stadium 14,000
24	Oklahoma State*	W 13-0	Skelly Stadium 10,000
31	Kansas State	W 10-7	Skelly Stadium 12,500
Nov. 7	Centenary (LA)	T 3-3	Skelly Stadium 8,000
14	@ Drake*	W 21-6	Des Moines, Iowa 4,500
21	Washburn (KS)*	W 47-0	Skelly Stadium 5,000
26	Arkansas	L 13-23	Skelly Stadium 16,000

*Missouri Valley Conference 3-0 (1st place)

1937	Won 6	Lost 2	Tied 2
Sept. 25	Oklahoma	W 19-7	Skelly Stadium 16,000
Oct. 2	Central State (OK)	W 42-6	Skelly Stadium 7,000
9	@ TCU	L 13-20	Ft. Worth, Texas 7,500
16	@ Rice	T 0-0	Houston, Texas 14,000
23	Oklahoma State*	W 27-0	Skelly Stadium 17,000
29	@ George Washington	W 14-13	Washington, D.C. 13,000
Nov. 6	Drake*	W 41-9	Skelly Stadium 12,500
13	@ Washington (MO)*	W 32-7	St. Louis, Mo. 6,500
25	Arkansas	L 7-28	Skelly Stadium 19,000
Dec. 4	Manhattan (NY)	T 0-0	Skelly Stadium 10,000

*Missouri Valley Conference 3-0 (1st place)

1938	Won 4	Lost 5	Tied 1
Sept. 24	Central State (OK)	W 20-0	Skelly Stadium 8,000
Oct. 1	@ Texas A&M	L 0-20	Tyler, Texas 14,000
8	Washington (MO)*	W 14-0	Skelly Stadium 7,500
14	@ St. Louis*	W 28-0	St. Louis, Mo. 9,428
22	Oklahoma State*	W 20-7	Skelly Stadium 14,000
29	@ #11 Oklahoma	L 6-28	Norman, Okla. 17,000
Nov. 5	@ #1 TCU	L 0-21	Ft. Worth, Texas 14,000
12	@ Drake*	L 7-27	Des Moines, Iowa 6,000
19	@ Detroit	L 14-39	Detroit, Mich. 17,000
24	Arkansas	T 6-6	Skelly Stadium 15,000

*Missouri Valley Conference 3-1 (1st place)

**Chet Benefiel**

2 seasons

1939 - 1940

W-11, L-8, T-1

1 MVC Championship

1939	Won 4	Lost 5	Tied 1
Sept. 30	Wichita State	W 23-6	Skelly Stadium 8,000
Oct. 7	@ Creighton*	W 21-14	Omaha, Neb. 10,500
14	Oklahoma State*	L 7-9	Skelly Stadium 11,000
21	Centenary (LA)	W 15-7	Skelly Stadium 9,500
28	Detroit	L 7-16	Skelly Stadium 8,500
Nov. 4	@ Catholic University	L 7-13	Washington, D.C. N/A
11	@ TCU	L 0-16	Ft. Worth, Texas 5,000
18	St. Louis*	T 0-0	Skelly Stadium 6,500
25	Drake*	W 14-0	Skelly Stadium 5,000
30	Arkansas	L 0-23	Skelly Stadium 12,000

*Missouri Valley Conference 2-1-1 (3rd place)

1940	Won 7	Lost 3
Sept. 28	Washburn (KS)*	W 37-6 Skelly Stadium 7,000

Oct. 5	@ #2 Texas A&M	L 6-41	San Antonio, Texas 20,000
12	Creighton*	W 32-0	Skelly Stadium 7,500
18	@ St. Louis*	W 19-6	St. Louis, Mo. N/A
26	TCU	W 7-0	Skelly Stadium 11,000
Nov. 2	@ #17 Detroit	W 7-0	Detroit, Mich. N/A
9	Catholic University	W 12-6	Skelly Stadium 6,000
16	@ Baylor	L 6-20	Waco, Texas N/A
23	Oklahoma State*	W 19-6	Skelly Stadium 8,400
28	Arkansas	L 21-27	Skelly Stadium 15,000

*Missouri Valley Conference 4-0 (1st place)

**Henry Frnka**

5 seasons

1941 - 1945

W-40, L-9, T-1

3 MVC Championships

5 Bowl Appearances

1941	Won 8	Lost 2
Sept. 27	@ TCU	L 0-6 Ft. Worth, Texas 7,500
Oct. 11	Creighton*	W 19-7 Skelly Stadium 10,000
18	St. Louis*	W 33-7 Skelly Stadium 8,500
25	@ Oklahoma State*	W 16-0 Stillwater, Okla. 12,000
Nov. 1	@ Wichita State	W 13-7 Wichita, Kan. N/A
8	North Dakota State	W 61-6 Skelly Stadium 7,000
15	Baylor	W 20-13 Skelly Stadium 14,000
22	Drake*	W 20-6 Skelly Stadium 2,500
27	Arkansas	L 6-13 Skelly Stadium 17,000
Jan. 1	Texas Tech	W 6-0 El Paso, Texas 12,000
(Sun Bowl)		

*Missouri Valley Conference 4-0 (1st place)

1942	Won 10	Lost 1
Sept. 27	Waco AFB (TX)	W 84-0 Skelly Stadium 7,500
Oct. 3	Oklahoma	W 23-0 Skelly Stadium 12,000
11	Randolph AFB (TX)	W 68-0 Skelly Stadium 5,000
17	Washington (MO)*	W 40-0 Skelly Stadium 9,000
23	@ St. Louis*	W 41-0 St. Louis, Mo. 7,990
30	@ Drake*	W 40-0 Des Moines, Iowa 2,500
Nov. 7	Oklahoma State*	W 34-6 Skelly Stadium 13,000
14	Baylor	W 24-0 Skelly Stadium 15,000
21	@ Creighton*	W 33-19 Omaha, Neb. 9,000
26	Arkansas	W 40-7 Skelly Stadium 17,000
Jan. 1	#7 Tennessee	L 7-14 New Orleans, La. 70,000
(Sugar Bowl)		

*Missouri Valley Conference 5-0 (1st place)

Completed the season ranked fourth nationally in Associated Press poll.

1943	Won 6	Lost 1	Tied 1
Sept. 25	@ SMU	W 20-7	Dallas, Texas 12,500
Oct. 9	Texas Tech	W 34-7	Skelly Stadium 13,000
16	@ Oklahoma	W 20-6	Okla. City, Okla. 15,000
23	Utah	W 55-0	Skelly Stadium 6,000
30	Southwestern (TX)	T 6-6	Skelly Stadium 10,000
Nov. 6	Oklahoma State*	W 55-6	Skelly Stadium 9,000
25	Arkansas	W 61-0	Skelly Stadium 15,000
Jan. 1	#13 Georgia Tech	L 18-20	New Orleans, La. 69,000
(Sugar Bowl)			

*Missouri Valley Conference 1-0 (1st place)

Completed the season ranked 15th nationally in Associated Press poll.

1944	Won 8	Lost 2
Sept. 23	North Texas A&M	W 47-6 Skelly Stadium 12,000
Oct. 7	Kansas	W 27-0 Skelly Stadium 12,000
14	Texas Tech	W 34-7 Skelly Stadium 9,000
21	@ Mississippi	W 47-0 Memphis, Tenn. 8,000

	28	Oklahoma State*	L	40-46	Skelly Stadium	12,063
Nov.	4	#6 Iowa Pre-Flight	L	27-47	Skelly Stadium	18,000
	11	Southwestern (TX)	W	51-6	Skelly Stadium	8,000
	23	Arkansas	W	33-2	Skelly Stadium	16,000
Dec.	1	@ Miami (FL)	W	48-2	Miami, Fla.	11,234
Jan.	1	#13 Georgia Tech (Orange Bowl)	W	26-12	Miami, Fla.	29,426

*Missouri Valley Conference 0-1 (2nd place)

1945	Won 8	Lost 3			
Sept.	22	Wichita State*	W	61-0	Skelly Stadium 10,000
	29	West Texas State	W	32-0	Skelly Stadium 3,500
Oct.	6	Drake*	W	19-0	Skelly Stadium 10,000
	13	@ Texas Tech	W	18-7	Lubbock, Texas 9,000
	20	Nevada	W	40-0	Skelly Stadium 16,000
	27	@ #8 Indiana	L	2-7	Bloomington, Ind. 20,000
Nov.	10	@ #11 Oklahoma St.*	L	6-12	Stillwater, Okla. 18,000
	17	Baylor	W	26-7	Skelly Stadium 15,000
	22	Arkansas	W	45-13	Skelly Stadium 17,000
Dec.	1	Hondo Air Base (TX)	W	20-18	Skelly Stadium 6,000
Jan.	1	#18 Georgia (Oil Bowl)	L	6-20	Houston, Texas 27,000

*Missouri Valley Conference 2-1 (2nd place)

Completed the season ranked 17th nationally in Associated Press poll.



J.O. "Buddy" Brothers

7 seasons

1946 - 1952

W-45, L-25, T-4

4 MVC Championships

1946	Won 9	Lost 1			
Sept.	21	@ Wichita State*	W	33-13	Wichita, Kan. 9,000
	28	New Mexico State	W	52-0	Skelly Stadium 12,300

Oct.	5	@ Drake*	W	48-13	Des Moines, Iowa 13,000
	12	Texas Tech	W	21-6	Skelly Stadium 15,000
	18	@ Detroit	L	14-20	Detroit, Mich. 20,200
	26	Kansas	W	56-0	Skelly Stadium 13,000
Nov.	2	Cincinnati	W	20-0	Skelly Stadium 10,000
	9	Oklahoma State*	W	20-18	Skelly Stadium 17,000
	16	Baylor	W	17-0	Skelly Stadium 12,000
	28	#10 Arkansas	W	14-13	Skelly Stadium 19,123

*Missouri Valley Conference 3-0 (1st place)


Completed the season ranked 17th nationally in Associated Press poll.

1947	Won 5	Lost 5			
Sept.	20	West Texas State	W	26-13	Skelly Stadium 7,000
Oct.	4	Drake*	W	28-14	Skelly Stadium 8,156
	11	@ Texas Tech	L	7-14	Lubbock, Texas 12,500
	18	Georgetown	L	0-12	Skelly Stadium 10,000
	25	@ Nevada	L	13-21	Reno, Nev. 8,500
Nov.	1	Wichita State*	W	7-0	Skelly Stadium 10,000
	8	@ Oklahoma State*	W	13-0	Stillwater, Okla. 28,500
	15	Baylor	L	6-7	Skelly Stadium 12,500
	22	Detroit	W	30-20	Skelly Stadium 10,000
	27	Arkansas	L	13-27	Skelly Stadium 22,000

*Missouri Valley Conference 3-0 (1st place)

1948	Won 0	Lost 9	Tied 1		
Sept.	25	@ Baylor	L	19-42	Waco, Texas 12,000
Oct.	2	@ Florida	L	14-28	Gainesville, Fla. 15,000
	9	Texas Tech	L	20-41	Skelly Stadium 11,277
	16	Georgetown	L	7-13	Skelly Stadium 7,206
	23	#15 Nevada	L	14-65	Skelly Stadium 13,000
	30	@ Wichita State*	T	14-14	Wichita, Kan. 12,500
Nov.	6	Oklahoma State*	L	0-19	Skelly Stadium 14,660
	13	South Carolina	L	7-27	Skelly Stadium 9,200
	20	@ Arkansas	L	18-55	Little Rock, Ark. 18,000
	27	Detroit*	L	22-26	Skelly Stadium 3,406

*Missouri Valley Conference 0-2-1 (4th place)



1945 TEAM

1949	Won 5	Lost 5	Tied 1
Sept. 17	McMurry (TX)	W	27-26 Skelly Stadium 10,000
23	@ Detroit*	L	14-20 Detroit, Mich. 22,254
Oct. 1	Florida	L	7-40 Skelly Stadium 9,284
8	@ Texas Tech	L	0-15 Lubbock, Texas 14,000
14	@ #17 Villanova	W	21-19 Philadelphia, Pa. 12,000
22	Bradley*	W	55-6 Skelly Stadium 10,246
29	Wichita State*	L	21-27 Skelly Stadium 10,021
Nov. 5	@ Oklahoma State*	T	13-13 Stillwater, Okla. 15,500
12	San Francisco	W	10-0 Skelly Stadium 9,278
19	Kansas State	W	48-27 Skelly Stadium 11,000
26	@ Arkansas	L	7-40 Fayetteville, Ark. 12,000

*Missouri Valley Conference 1-2-1 (5th place)

1950	Won 9	Lost 1	Tied 1
Sept. 16	McMurry (TX)	W	20-13 Skelly Stadium 15,500
23	@ San Francisco	L	14-23 San Francisco, Calif. 15,015
Oct. 7	@ Georgetown	W	21-7 Washington, D.C. 4,075
14	Villanova	W	27-7 Skelly Stadium 17,500
21	Detroit*	T	13-13 Skelly Stadium 12,356
28	@ Bradley*	W	74-7 Peoria, Ill. 4,500
Nov. 4	Oklahoma State*	W	27-13 Skelly Stadium 15,350
11	@ Texas Tech	W	39-7 Lubbock, Texas 18,000
18	Wichita State*	W	48-0 Skelly Stadium 11,531
23	Arkansas	W	28-13 Skelly Stadium 19,500
Dec. 2	@ Houston	W	28-21 Houston, Texas 10,000

*Missouri Valley Conference 3-0-1 (1st place)

Completed the season ranked 19th in Associated Press poll.

1951	Won 9	Lost 2	Tied 1
Sept. 22	Hawaii	W	58-0 Skelly Stadium 14,479
29	@ Cincinnati	L	35-47 Cincinnati, Ohio 19,000
Oct. 13	Houston*	W	46-27 Skelly Stadium 14,651
20	Marquette	W	27-21 Skelly Stadium 17,500
27	@ Wichita State*	W	33-0 Wichita, Kan. 8,082
Nov. 3	@ Oklahoma State*	W	35-7 Stillwater, Okla. 28,000
10	Kansas State	W	42-26 Skelly Stadium 13,226
17	Texas Tech	W	21-14 Skelly Stadium 9,984
24	@ Arkansas	L	7-24 Little Rock, Ark. 11,500
Dec. 1	Detroit*	W	34-20 Skelly Stadium 8,025
8	Hardin-Simmons	W	33-14 Skelly Stadium 5,282

*Missouri Valley Conference 4-0 (1st place)

1952	Won 8	Lost 2	Tied 1
Sept. 27	Hardin-Simmons	W	56-27 Skelly Stadium 15,500
Oct. 4	Cincinnati	T	14-14 Skelly Stadium 17,500
11	@ Houston*	L	7-33 Houston, Texas 30,000
18	Kansas State	W	26-7 Skelly Stadium 12,500
25	Wichita State*	W	28-0 Skelly Stadium 12,500
Nov. 1	Oklahoma State*	W	23-21 Skelly Stadium 20,000
8	#11 Villanova	W	42-6 Skelly Stadium 18,000
14	@ Detroit*	W	62-21 Detroit, Mich. 13,120
22	Arkansas	W	44-34 Skelly Stadium 12,500
29	@ Texas Tech	W	26-20 Lubbock, Texas 10,000
Jan. 1	#15 Florida (Gator Bowl)	L	13-14 Jacksonville, Fla. 30,015

*Missouri Valley Conference 3-1 (2nd place)

Completed the season ranked 12th nationally in Associated Press poll.



Bernie Witucki

2 seasons

1953 - 1954

W-3, L-18, T-0

1953	Won 3	Lost 7
Sept. 19	Cincinnati	L 7-14 Skelly Stadium 14,057
26	@ Wichita State*	L 10-19 Wichita, Kan. 10,500
Oct. 3	@ Pacific	W 22-13 Stockton, Calif. 20,121
10	@ Alabama	L 13-41 Tuscaloosa, Ala. N/A
17	Hardin-Simmons	W 14-13 Skelly Stadium 11,500
31	@ Oklahoma State*	L 14-28 Stillwater, Okla. 18,000
Nov. 7	Houston*	W 23-21 Skelly Stadium 11,500
14	#19 Texas Tech	L 7-49 Skelly Stadium 9,000
21	Detroit*	L 0-33 Skelly Stadium 7,000
28	@ Arkansas	L 7-27 Fayetteville, Ark. 8,500

*Missouri Valley Conference 1-3 (5th place)

1954	Won 0	Lost 11
Sept. 18	Hardin-Simmons	L 14-21 Skelly Stadium 12,500
25	@ Arkansas	L 0-41 Fayetteville, Ark. 13,000
Oct. 2	@ Cincinnati	L 7-40 Cincinnati, Ohio 18,000
9	@ Alabama	L 0-40 Tuscaloosa, Ala. 17,000
16	Kansas State	L 13-20 Skelly Stadium 8,000
22	@ Detroit*	L 18-28 Detroit, Mich. 21,350
30	Oklahoma State*	L 0-12 Skelly Stadium 11,000
Nov. 6	@ Houston*	L 7-20 Houston, Texas 14,500
13	@ Texas Tech	L 13-55 Lubbock, Texas 18,000
20	Wyoming	L 27-28 Skelly Stadium 7,000
25	Wichita State*	L 19-33 Skelly Stadium 8,800

*Missouri Valley Conference 0-4 (5th place)



Bobby Dobbs

6 seasons

1955 - 1960

W-30, L-28, T-2

1955	Won 2		Lost 7		Tied 1	
Sept.	17	@ Arkansas	L	6-21	Fayetteville, Ark.	18,000
	24	Hardin-Simmons	W	41-19	Skelly Stadium	13,853
Oct.	1	@ Marquette	L	0-13	Milwaukee, Wis.	14,000
	15	@ Wyoming	L	19-23	Laramie, Wyo.	8,890
Nov.	22	Cincinnati	T	21-21	Skelly Stadium	14,079
	29	@ Oklahoma State*	L	0-14	Stillwater, Okla.	16,000
	5	Houston*	W	17-14	Skelly Stadium	12,058
	12	Texas Tech	L	7-34	Skelly Stadium	14,332
	19	Detroit*	L	13-19	Skelly Stadium	10,562
	24	@ Wichita State*	L	0-54	Wichita, Kan.	13,845

*Missouri Valley Conference 1-3 (4th place)

1956	Won 7	Lost 2	Tied 1
Sept.	15 New Mexico State	W 27-6	Skelly Stadium 17,013
	29 @ Cincinnati	L 6-7	Cincinnati, Ohio 17,000
Oct.	6 Marquette	W 54-0	Skelly Stadium 13,718
	13 Oklahoma State*	T 14-14	Skelly Stadium 19,391
Nov.	20 @ Detroit*	W 3-0	Detroit, Mich. 9,118
	27 Hardin-Simmons	W 27-9	Skelly Stadium 13,944
	3 Pacific	W 14-13	Skelly Stadium 15,505
	10 @ Houston*	L 0-14	Houston, Texas 20,000
	17 Texas Tech	W 10-7	Skelly Stadium 12,152
	24 Wichita State*	W 14-6	Skelly Stadium 13,121

*Missouri Valley Conference 2-1-1 (2nd place)

1957	Won 4	Lost 6
Sept. 21	Hardin-Simmons	L 0-14 Skelly Stadium 16,500
28	@ Arkansas	L 14-41 Fayetteville, Ark. N/A

Oct.	5	@ Pacific	L	13-21	Stockton, Calif.	20,000
	12	@ Oklahoma State	L	13-28	Stillwater, Okla.	21,000
	19	North Texas*	L	12-14	Skelly Stadium	12,500
	26	Air Force	W	12-7	Skelly Stadium	8,463
Nov.	9	@ Texas Tech	W	3-0	Lubbock, Texas	18,500
	16	Cincinnati*	W	12-7	Skelly Stadium	11,148
	23	Houston*	L	7-13	Skelly Stadium	13,486
	30	@ Wichita State*	W	24-0	Wichita, Kan.	4,844

*Missouri Valley Conference 2-2 (3rd place)

1958	Won 7	Lost 3			
Sept.	20	Hardin-Simmons	L	0-14	Skelly Stadium 17,000
	27	@ Arkansas	W	27-14	Fayetteville, Ark. 19,000
Oct.	4	Arizona	W	34-0	Skelly Stadium 12,300
	11	Oklahoma State	W	24-16	Skelly Stadium 20,509
Nov.	18	Drake	W	59-0	Skelly Stadium 11,137
	25	@ North Texas*	L	7-8	Denton, Texas 14,000
	1	@ Houston*	W	25-20	Houston, Texas 26,000
	8	@ Cincinnati*	L	6-15	Cincinnati, Ohio 6,000
	15	Texas Tech	W	9-7	Skelly Stadium 12,278
	27	Wichita State*	W	25-6	Skelly Stadium 10,818

*Missouri Valley Conference 2-2 (3rd place)

1959	Won 5		Lost 5			
Sept.	19	@ Arkansas	L	0-28	Fayetteville, Ark.	23,000
	26	New Mexico State	W	28-27	Skelly Stadium	14,500
Oct.	3	@ Texas Tech	L	7-8	Lubbock, Texas	12,000
	10	@ Oklahoma State	L	0-26	Stillwater, Okla.	21,000
	17	Hardin-Simmons	W	16-8	Skelly Stadium	12,317
	24	Detroit	W	21-6	Skelly Stadium	12,120
	31	Houston*	L	13-22	Skelly Stadium	12,034
Nov.	7	Cincinnati*	W	14-7	Skelly Stadium	10,045
	14	#16 North Texas*	W	17-6	Skelly Stadium	6,872
	26	@ Wichita State*	L	21-26	Wichita, KS	6,000

*Missouri Valley Conference 2-2 (3rd place)

1960		Won 5		Lost 5		
Sept.	17	New Mexico State	L	18-38	Skelly Stadium	17,278
	24	@ Arkansas	L	7-48	Fayetteville, Ark.	25,000
Oct.	1	Hardin-Simmons	W	21-7	Skelly Stadium	11,611
	8	Oklahoma State	L	7-28	Skelly Stadium	16,238
	15	@ Arizona	W	17-16	Tucson, Ariz.	23,500
	22	@ Cincinnati*	W	34-3	Cincinnati, Ohio	12,000
	29	@ Georgia	L	7-45	Athens, Ga.	31,000
	5	Wichita State*	L	20-21	Skelly Stadium	11,226
	12	North Texas*	W	12-8	Skelly Stadium	9,112
Nov.	26	@ Houston	W	26-16	Houston, Texas	7,000

*Missouri Valley Conference 2-1 (2nd place)



Glenn Dobbs

8 seasons

1961 - 1968

W-45, L-37, T-0

3 MVC Championships

2 Bowl Appearances

1961	Won 2		Lost 8			
Sept.	16	Hardin-Simmons	W	27-0	Skelly Stadium	14,408
	23	Memphis	L	12-48	Skelly Stadium	14,252
	30	@ Arkansas	L	0-6	Fayetteville, Ark.	18,000
Oct.	7	@ Oklahoma State	L	0-26	Stillwater, Okla.	18,500
	14	@ Tennessee	L	6-52	Knoxville, Tenn.	23,439
	21	@ North Texas*	L	12-23	Denton, Texas	15,000
	28	@ Wichita State*	L	7-9	Wichita, Kan.	11,770
Nov.	4	Cincinnati*	W	19-0	Skelly Stadium	8,256
	11	Houston	L	2-14	Skelly Stadium	10,278
	18	Iowa State	L	6-27	Skelly Stadium	6,660

*Missouri Valley Conference 1-2 (2nd place)

1962	Won 5	Lost 5				
Sept.	15	Hardin-Simmons	W	39-0	Skelly Stadium	14,000
	29	@ Arkansas	L	14-42	Fayetteville, Ark.	26,000
Oct.	6	Oklahoma State	L	7-17	Skelly Stadium	15,022
	13	North Texas*	W	34-0	Skelly Stadium	8,500
Nov.	20	Louisville	W	25-7	Skelly Stadium	8,000
	27	@ #2 Alabama	L	6-35	Tuscaloosa, Ala.	25,000
	3	@ Cincinnati*	W	24-18	Cincinnati, Ohio	7,500
	10	@ Houston	L	31-35	Houston, Texas	15,000
	17	Toledo	L	18-21	Skelly Stadium	5,000
	22	Wichita State*	W	21-6	Skelly Stadium	10,000

*Missouri Valley Conference 3-0 (1st place)

1963		Won 5		Lost 5		
Sept.	21	Montana State	W	23-13	Skelly Stadium	13,400
Oct.	5	Memphis	L	15-28	Skelly Stadium	12,057
	12	Cincinnati*	L	15-21	Skelly Stadium	9,823
	19	@ North Texas*	W	22-21	Denton, Texas	4,000
	26	@ Arkansas	L	7-56	Fayetteville, Ark.	27,000
Nov.	2	Southern Illinois	W	49-6	Skelly Stadium	7,634
	9	@ Oklahoma State	L	24-33	Stillwater, Okla.	15,000
	16	Houston	W	22-21	Skelly Stadium	5,662
	30	@ Wichita State*	L	15-26	Wichita, Kan.	9,830
Dec.	7	Louisville *	W	22-12	Skelly Stadium	5,071

*Missouri Valley Conference 2-2 (3rd place)

1964	Won 9		Lost 2			
Sept.	26	@ Arkansas	L	22-31	Fayetteville, Ark.	35,000
Oct.	3	Southern Illinois	W	63-7	Skelly Stadium	13,626
	10	@ Houston	W	31-23	Houston, Texas	15,000
	17	@ Louisville*	W	58-0	Louisville, Ky.	11,536
	24	@ Cincinnati*	L	23-28	Cincinnati, Ohio	16,500
	31	Oklahoma State	W	61-14	Skelly Stadium	23,731
Nov.	7	Memphis	W	19-7	Skelly Stadium	13,692
	14	North Texas*	W	47-0	Skelly Stadium	15,500
	21	@ Toledo	W	39-16	Toledo, Ohio	15,282
	26	Wichita State*	W	21-7	Skelly Stadium	19,750
Dec.	19	Mississippi	W	14-7	Houston, Texas	52,500
		(Bluebonnet Bowl)				

(Bluebonnet Bowl)

*Missouri Valley Conference 3-1 (2nd place)

Completed the season ranked 18th nationally in the UPI poll.

1965	Won 8		Lost 3			
Sept.	11	@ Houston	W	14-0	Houston, Texas	37,138
	25	@ #5 Arkansas	L	12-20	Fayetteville, Ark.	34,000
Oct.	2	@ Oklahoma State	L	14-17	Stillwater, Okla.	27,000
	9	Memphis	W	32-28	Skelly Stadium	25,315
	16	@ North Texas*	W	27-20	Denton, Texas	8,000
	23	Cincinnati*	W	49-8	Skelly Stadium	24,867
	30	@ Southern Illinois	W	55-12	Carbondale, Ill.	15,000
	6	Louisville*	W	51-18	Skelly Stadium	35,783
Nov.	20	@ Wichita State*	W	13-3	Wichita, Kan.	12,000
	25	Colorado State	W	48-20	Skelly Stadium	29,631
Dec.	18	#7 Tennessee	L	6-27	Houston, Texas	40,000
(Bluebonnet Bowl)						

(Bluebonnet Bowl)

*Missouri Valley Conference 4-0 (1st place)

1966	Won 6	Lost 4
Sept.	17 Tampa	W 57-11 Skelly Stadium 25,500
	24 @ #6 Arkansas	L 8-27 Fayetteville, Ark. 41,000
Oct.	8 @ Colorado State	W 20-6 Ft. Collins, Colo. 14,300
	15 North Texas*	W 30-27 Skelly Stadium 25,400
Nov.	22 @ Memphis	L 0-6 Memphis, Tenn. 27,604
	29 @ Cincinnati*	W 13-0 Cincinnati, Ohio 18,000
	5 @ Houston	L 14-73 Houston, Texas 42,061
	12 Montana State	W 13-10 Skelly Stadium 24,055
	19 @ Louisville*	L 18-29 Louisville, Ky. 3,500
	24 Wichita State*	W 47-14 Skelly Stadium 14,500

*Missouri Valley Conference 3-1 (1st place)

1967	Won 7	Lost 3
Sept. 30	@ Arkansas	W 14-12 Fayetteville, Ark. 41,000
Oct. 7	Idaho State	W 58-0 Skelly Stadium 23,500
14	Tampa	W 77-0 Skelly Stadium 21,500
21	@ Cincinnati*	W 35-6 Cincinnati, Ohio 22,000
28	@ Southern Illinois	L 13-16 Carbondale, Ill. 15,500
Nov. 4	@ Wichita State*	W 14-0 Wichita, Kan. 12,803
11	Wake Forest	L 24-31 Skelly Stadium 23,500
18	@ North Texas*	L 12-54 Denton, Texas 16,000
25	#10 Houston	W 22-13 Skelly Stadium 26,300
Dec. 2	Louisville*	W 35-23 Skelly Stadium 12,000

*Missouri Valley Conference 3-1 (2nd place)

1968	Won 3	Lost 7
Sept. 28	@ Arkansas	L 13-56 Fayetteville, Ark. 41,000
Oct. 5	Southern Illinois	W 20-3 Skelly Stadium 21,700
12	@ Louisville*	L 7-16 Louisville, Ky. 11,132
19	North Texas*	L 17-20 Skelly Stadium 26,250
26	@ Cincinnati*	W 34-27 Cincinnati, Ohio 15,569
Nov. 2	Memphis*	L 6-32 Skelly Stadium 11,900
9	@ Tulane	L 15-25 New Orleans, La. 10,260
16	@ Air Force	L 8-28 Colo. Springs, Colo. 32,175
23	@ #11 Houston	L 6-100 Houston, Texas 34,098
28	Wichita State*	W 23-7 Skelly Stadium 8,000

*Missouri Valley Conference 2-3 (5th place)



Vince Carillot

1 season

1969

W-1, L-9, T-0

1969	Won 1	Lost 9
Sept. 20	@ Colorado	L 14-35 Boulder, Colo. 34,784
27	@ #3 Arkansas	L 0-55 Fayetteville, Ark. 42,000
Oct. 11	@ Tampa	L 14-31 Tampa, Fla. 20,179
18	Florida State	L 20-38 Skelly Stadium 16,500
25	Cincinnati*	W 40-24 Skelly Stadium 12,000
Nov. 1	@ Memphis*	L 24-42 Memphis, Tenn. 23,003
8	Houston	L 14-47 Skelly Stadium 17,750
15	@ North Texas*	L 16-42 Denton, Texas 5,000
22	@ Wichita State*	L 12-28 Wichita, Kan. 19,878
27	Louisville*	L 29-35 Skelly Stadium 12,750

*Missouri Valley Conference 1-4 (5th place)



Claude Gibson

2 1/2 seasons

1970 - 1972

W-11, L-16, T-0

1970	Won 6	Lost 4
Sept. 12	Cincinnati	W 7-3 Skelly Stadium 17,500
19	Idaho State	W 38-13 Skelly Stadium 15,250
26	@ #12 Arkansas	L 7-49 Fayetteville, Ark. 40,000
Oct. 3	Memphis*	W 27-12 Skelly Stadium 17,500
10	@ Louisville*	L 8-14 Louisville, Ky. 9,453
17	@ Virginia Tech	L 14-17 Blacksburg, Va. 24,000
31	@ Houston	L 9-21 Houston, Texas 34,119
Nov. 7	Wichita State*	W 21-12 Skelly Stadium 25,000
21	Idaho	W 30-17 Skelly Stadium 8,500
Dec. 5	North Texas*	W 26-20 Skelly Stadium 10,000

*Missouri Valley Conference 3-1 (2nd place)

1971	Won 4	Lost 7
Sept. 18	Kansas State	L 10-19 Skelly Stadium 23,500
25	@ #7 Arkansas	W 21-20 Fayetteville, Ark. 41,742
Oct. 2	@ West Texas State*	W 17-13 Canyon, Texas N/A
9	Virginia Tech*	W 46-39 Skelly Stadium 21,500
16	@ Wake Forest	L 21-51 Winston-Salem, NC N/A
23	Brigham Young†	L 7-25 Skelly Stadium 11,500
30	@ Tennessee	L 3-38 Knoxville, Tenn. 62,517
Nov. 6	Louisville*	L 0-17 Skelly Stadium 14,000
13	Air Force	L 7-17 Skelly Stadium 21,000
20	@ Florida State	L 10-45 Tallahassee, Fla. 20,528
27	@ Wichita State*	W 31-13 Wichita, Kan. 7,835

*Missouri Valley Conference 3-2 (2nd place)

†Designated MVC Game

1972	Won 4	Lost 7
Sept. 9	@ Kansas State	L 13-21 Manhattan, Kan. 28,000
16	Wichita State*	W 10-9 Skelly Stadium 21,000
23	Houston	L 0-21 Skelly Stadium 23,200
30	@ Arkansas	L 20-21 Fayetteville, Ark. 40,003
Oct. 7	@ Texas Tech	L 18-35 Lubbock, Texas 34,175
14	TCU†	L 9-35 Skelly Stadium 18,500



F.A. Dry

4 1/2 seasons

1972 - 1976

W-31, L-18, T-1

4 MVC Championships

1972 (continued)	Won 4	Lost 7
28	@ Memphis*	L 21-49 Memphis, Tenn. 21,736
Nov. 4	@ #17 Louisville*	W 28-26 Louisville, Ky. 24,000
11	@ Florida State	L 21-23 Tallahassee, Fla. 24,016
18	Montana	W 10-7 Skelly Stadium 10,000
25	North Texas*	W 45-22 Skelly Stadium 5,000

*Missouri Valley Conference 3-2 (4th place)

†Designated MVC Game

1973	Won 6	Lost 5
Sept. 15	West Texas State*	W 48-3 Skelly Stadium 27,000
22	@ Kansas State	L 0-21 Manhattan, Kan. 27,500
29	Cincinnati	W 16-13 Skelly Stadium 24,000
Oct. 6	Drake*	W 44-7 Skelly Stadium 23,500
13	@ Memphis	L 16-28 Memphis, Tenn. 10,420
20	New Mexico State*	W 52-14 Skelly Stadium 20,000
27	@ Arkansas	L 6-20 Little Rock, Ark. 42,341
Nov. 3	Louisville*	W 17-9 Skelly Stadium 18,500
17	@ North Texas*	W 24-15 Denton, Texas 14,800
24	@ Wichita State*	L 19-28 Wichita, Kan. 6,548
Dec. 1	@ #14 Houston	L 16-35 Houston, Texas 21,590

*Missouri Valley Conference 5-1 (1st place)

1974	Won 8	Lost 3
Sept. 14	@ Kansas State	L 14-31 Manhattan, Kan. 18,000
21	North Texas State*	W 31-6 Skelly Stadium 22,500
28	@ Arkansas	L 0-60 Fayetteville, Ark. 39,200
Oct. 5	@ Tennessee	L 10-17 Knoxville, Tenn. 67,256
12	Wichita State*	W 35-13 Skelly Stadium 20,000
19	West Texas State*	W 17-10 Skelly Stadium 22,000
26	@ Tampa	W 31-21 Tampa, Fla. 18,295
Nov. 2	@ Louisville*	W 37-7 Fayetteville, Ky. 9,146
9	New Mexico State*	W 28-7 Skelly Stadium 10,000
16	@ Drake*	W 52-14 Des Moines, Iowa 7,650
30	#15 Houston	W 30-14 Skelly Stadium 15,500

*Missouri Valley Conference 6-0 (1st place)

Completed the season ranked 19th nationally in the UPI poll.

1975	Won 7	Lost 4			
Sept. 13	Kansas State	L	16-17	Skelly Stadium	34,000
20	@ West Texas State*	W	23-14	Canyon, Texas	12,800
27	@ Arkansas	L	15-31	Fayetteville, Ark.	38,000
Oct. 4	@ New Mexico State*	W	35-7	Las Cruces, NM	11,026
11	Cincinnati	W	24-16	Skelly Stadium	27,000
18	@ Wichita State*	W	41-10	Wichita, Kan.	13,278
25	Memphis	L	14-16	Skelly Stadium	20,000
Nov. 1	Louisville	W	38-14	Skelly Stadium	14,500
8	Drake*	W	70-7	Skelly Stadium	20,000
15	Indiana State	W	62-7	Skelly Stadium	21,500
29	@ Houston	L	30-42	Houston, Texas	12,127

*Missouri Valley Conference 4-0 (1st place)

1976	Won 7	Lost 4	Tied 1		
Sept. 4	Richmond	W	22-7	Skelly Stadium	24,000
11	@ Oklahoma State	L	21-33	Stillwater, Okla.	38,000
18	Memphis	W	16-14	Skelly Stadium	30,350
25	@ #12 Arkansas	W	9-3	Fayetteville, Ark.	40,563
Oct. 2	New Mexico State*	W	32-7	Skelly Stadium	31,700
16	@ Cincinnati	L	7-16	Cincinnati, Ohio	17,717
30	@ Louisville	W	20-10	Louisville, Ky.	8,068
Nov. 6	@ Virginia Tech	W	35-31	Blacksburg, Va.	31,000
13	@ Drake*	W	45-20	Des Moines, Iowa	5,182
20	Wichita State*	L	13-30	Skelly Stadium	12,425
27	West Texas State*	T	17-17	Skelly Stadium	7,130
Dec. 13	McNeese State	L	16-20	Shreveport, La.	19,164

(Independence Bowl)
*Missouri Valley Conference 2-1-1 (1st place)



John Cooper

8 seasons

1977 - 1984

W-57, L-31, T-0

5 MVC Championships

1977	Won 3	Lost 8			
Sept. 3	@ SW Louisiana	L	21-48	Lafayette, La.	24,130
10	#20 Oklahoma State	L	17-34	Skelly Stadium	39,168
17	UL-Monroe	W	37-35	Skelly Stadium	14,306
24	@ #16 Arkansas	L	3-37	Fayetteville, Ark.	43,524
Oct. 1	Wichita State*	L	26-38	Skelly Stadium	17,081
8	@ Louisville	L	0-33	Louisville, Ky.	12,007
22	@ Cincinnati†	L	0-28	Cincinnati, Ohio	14,400
29	@ San Diego State	L	7-41	San Diego, Calif.	28,306
Nov. 5	@ Drake*	W	33-23	Des Moines, Iowa	6,370
12	New Mexico State*	W	27-24	Skelly Stadium	11,384
19	@ West Texas State*	L	21-57	Canyon, Texas	6,300

*Missouri Valley Conference 2-3 (4th place)

†Designated MVC Game

1978	Won 9	Lost 2			
Sept. 2	Arkansas State	W	21-20	Skelly Stadium	20,900
9	@ Virginia Tech	W	35-33	Blacksburg, Va.	26,000
16	SW Louisiana	W	10-3	Skelly Stadium	21,500
23	Kansas State	W	24-14	Skelly Stadium	22,000
30	@ #2 Arkansas	L	13-21	Fayetteville, Ark.	45,435
Oct. 7	Louisville†	W	24-7	Skelly Stadium	20,500
14	@ New Mexico State*	L	20-23	Las Cruces, NM	12,337
21	@ Cincinnati†	W	27-26	Cincinnati, Ohio	11,521
28	Drake*	W	44-20	Skelly Stadium	17,500
Nov. 4	West Texas State*	W	44-23	Skelly Stadium	18,250
11	@ Wichita State*	W	27-13	Wichita, Kan.	6,519

*Missouri Valley Conference 5-1 (2nd place)

†Designated MVC Games

1979	Won 6	Lost 5			
Sept. 1	McNeese State	L	3-6	Skelly Stadium	24,600
8	@ Air Force	W	24-7	Colo. Springs, Colo.	23,000
15	SW Louisiana	W	28-20	Skelly Stadium	17,500
22	@ #3 Oklahoma	L	13-49	Norman, Okla.	71,187
29	@ #13 Arkansas	L	8-33	Fayetteville, Ark.	45,742
Oct. 6	@ Kansas State	W	9-6	Manhattan, Kan.	33,100
13	@ Louisville	L	7-24	Louisville, Ky.	14,941
20	TCU	L	17-24	Skelly Stadium	20,000
27	@ Florida	W	20-10	Gainesville, Fla.	60,126
Nov. 3	Wichita State*	W	28-26	Skelly Stadium	17,821
11	New Mexico State*	W	38-16	Skelly Stadium	10,065

*Missouri Valley Conference 2-0 (not enough MVC games to qualify for title)

1980	Won 8	Lost 3			
Sept. 13	Cincinnati	W	31-13	Skelly Stadium	19,941
20	@ Wichita State*	L	10-23	Wichita, Kan.	19,010
27	@ #15 Arkansas	L	10-13	Fayetteville, Ark.	41,082
Oct. 4	Kansas State	W	3-0	Skelly Stadium	23,213
11	North Texas	W	28-27	Skelly Stadium	18,315
18	@ TCU	W	23-17	Ft. Worth, Texas	12,367
25	West Texas State*	W	44-24	Skelly Stadium	18,011
Nov. 1	@ #5 Florida State	L	2-45	Tallahassee, Fla.	47,683
8	Indiana State*	W	30-7	Skelly Stadium	17,647
15	@ Southern Illinois*	W	41-7	Carbondale, Ill.	6,432
22	@ New Mexico State*	W	21-20	Las Cruces, NM	10,081

*Missouri Valley Conference 4-1 (1st place)

1981	Won 7	Lost 4			
Sept. 5	Kansas† (forfeit)	W	11-15	Skelly Stadium	36,824
12	@ Arkansas	L	10-14	Fayetteville, Ark.	42,118
19	@ Oklahoma State	L	21-23	Stillwater, Okla.	47,000
26	Southern Illinois*	L	34-36	Skelly Stadium	18,943
Oct. 3	Kansas State	W	35-21	Skelly Stadium	18,196
17	@ Indiana State*	W	20-19	Terre Haute, Ind.	5,293
24	Wichita State*	W	52-21	Skelly Stadium	17,022
31	Drake*	W	59-6	Skelly Stadium	19,741
Nov. 7	New Mexico State*	W	31-0	Skelly Stadium	23,621
14	@ West Texas State*	W	24-10	Canyon, Texas	8,300
21	@ Arkansas State	L	7-31	Jonesboro, Ark.	10,419

*Missouri Valley Conference 5-1 (1st place)

†Kansas later forfeited game to Tulsa

1982	Won 10	Lost 1			
Sept. 4	Air Force	W	35-17	Skelly Stadium	29,811
11	@ #13 Arkansas	L	0-38	Fayetteville, Ark.	43,820
19	Oklahoma State	W	25-15	Skelly Stadium	35,297
Oct. 2	@ Kansas	W	20-15	Lawrence, Kan.	35,512
9	@ New Mexico State*	W	31-14	Las Cruces, NM	11,633
16	Southern Illinois*	W	22-3	Skelly Stadium	26,936
23	@ Drake*	W	34-18	Des Moines, Iowa	12,820
30	@ Wichita State*	W	30-21	Wichita, Kan.	28,450
Nov. 6	West Texas State*	W	59-21	Skelly Stadium	25,803
13	Indiana State*	W	48-14	Skelly Stadium	23,929
20	@ North Texas	W	38-20	Denton, Texas	8,500

*Missouri Valley Conference 6-0 (1st place)

1983	Won 8	Lost 3			
Sept. 3	San Diego State	W	34-9	Skelly Stadium	25,429
10	@ Arkansas	L	14-17	Fayetteville, Ark.	45,202
17	NW Louisiana	W	26-19	Skelly Stadium	20,193
24	@ #8 Oklahoma	L	18-28	Norman, Okla.	75,008
Oct. 1	@ Oklahoma State	L	0-9	Stillwater, Okla.	49,500
8	New Mexico State*	W	24-10	Skelly Stadium	16,098
15	Illinois State*	W	39-25	Skelly Stadium	21,107
22	@ Texas Tech	W	59-20	Lubbock, Texas	34,002
29	Wichita State*	W	30-19	Skelly Stadium	23,947
Nov. 5	@ Drake*	W	22-13	Des Moines, Iowa	4,900
12	West Texas State*	W	31-16	Skelly Stadium	22,318

*Missouri Valley Conference 5-0 (1st place)



1982 TEAM

1984	Won 6	Lost 5
Sept. 1	Southern Illinois*	W 23-10 Skelly Stadium 17,127
15	@ #8 Brigham Young	L 15-38 Provo, Utah 64,327
22	@ Arkansas	L 9-18 Fayetteville, Ark. 43,680
29	#10 Oklahoma State	L 7-31 Skelly Stadium 40,235
Oct. 6	@ West Texas State*	W 35-7 Canyon, Texas 2,300
13	East Carolina	W 31-20 Skelly Stadium 16,674
20	Wichita State*	W 55-20 Skelly Stadium 12,621
27	@ Texas Tech	L 17-20 Lubbock, Texas 34,624
Nov. 3	@ Illinois State *	W 28-7 Normal, Ill. 9,491
10	@ Indiana State*	W 24-17 Terre Haute, Ind. 12,392
17	SW Louisiana	L 17-18 Skelly Stadium 13,104

*Missouri Valley Conference 5-0 (1st place)



Don Morton

2 seasons

1985 - 1986

W-13, L-9, T-0

1 MVC Championship

1985	Won 6	Lost 5
Sept. 7	Houston*	W 31-24 Skelly Stadium 28,156
14	Texas Tech	L 17-21 Skelly Stadium 29,972
21	@ Arkansas	L 0-24 Little Rock, Ark. 55,112
28	@ Texas A&M	L 10-45 College Station, Texas 44,342
Oct. 5	@ #6 Oklahoma St.	L 13-25 Stillwater, Okla. 49,400
12	Long Beach State	W 37-35 Skelly Stadium 12,262
19	@ #13 Florida State	L 14-76 Tallahassee, Fla. 53,500
26	West Texas State*	W 44-17 Skelly Stadium 11,378
Nov. 2	@ Wichita State*	W 42-26 Wichita, Kan. 11,760
9	Drake*	W 45-15 Skelly Stadium 12,872
16	@ East Carolina†	W 21-20 Greenville, NC 23,126

*Missouri Valley Conference 5-0 (1st place)

†Designated MVC Game

1986	Won 7	Lost 4
Aug. 30	Louisiana Tech	L 17-22 Skelly Stadium 25,667
Sept. 6	Tennessee Tech	W 51-0 Skelly Stadium 10,466
13	Oklahoma State	W 27-23 Skelly Stadium 41,235
20	@ #12 Arkansas	L 17-34 Fayetteville, Ark. 51,080
27	@ Houston	W 24-14 Houston, Texas 12,445
Oct. 2	Cal-St Fullerton	W 20-10 Skelly Stadium 11,988
11	@ SW Louisiana	L 13-17 Lafayette, La. 22,031
18	Central Michigan	W 42-6 Skelly Stadium 10,876
Nov. 1	Wichita State	W 38-10 Skelly Stadium 12,437
8	@ New Mexico	W 34-27 Albuquerque, NM 11,372
15	@ #1 Miami (Fla.)	L 10-23 Miami, Fla. 51,110



George Henshaw

1 season

1987

W-3, L-8, T-0

1987	Won 3	Lost 8
Sept. 5	@ Oklahoma State	L 28-39 Stillwater, Okla. 46,700
12	@ Florida	L 0-52 Gainesville, Fla. 72,173
19	@ Arkansas	L 15-30 Fayetteville, Ark. 46,418
26	#1 Oklahoma	L 0-65 Skelly Stadium 47,350
Oct. 3	@ Kansas State	W 37-25 Manhattan, Kan. 28,400
10	@ Temple	W 24-17 Philadelphia, Pa. 20,008
17	@ Central Michigan	L 18-41 Mt. Pleasant, Mich. 19,612
24	@ Texas Tech	L 7-42 Lubbock, Texas 24,341
31	Louisville	W 26-22 Skelly Stadium 19,472
Nov. 7	Northern Arizona	L 20-24 Skelly Stadium 10,863
21	Memphis	L 0-14 Skelly Stadium 18,612



Dave Rader

12 seasons

1988 - 1999

W-49, L-80, T-1

2 Bowl Appearances

1988	Won 4	Lost 7
Sept. 3	Kansas State	W 35-9 Skelly Stadium 21,547
10	@ Arkansas	L 26-30 Fayetteville, Ark. 43,008
24	UTEP	L 24-27 Skelly Stadium 20,057
Oct. 1	@ Oklahoma State	L 35-56 Stillwater, Okla. 45,100
8	@ Louisville	L 3-9 Louisville, Ky. 24,381
15	@ Houston	L 28-82 Houston, Texas 14,068
29	@ UNLV	W 33-7 Las Vegas, Nev. 18,425
Nov. 5	@ #3 Miami (Fla.)	L 3-34 Miami, Fla. 38,196
12	@ Memphis	L 20-26 Memphis, Tenn. 8,213
19	Temple	W 15-10 Skelly Stadium 7,186
26	Colorado State	W 32-28 Skelly Stadium 7,500

1989	Won 6	Lost 6
Sept. 2	@ UTEP	W 23-14 El Paso, Texas 38,065
9	Oklahoma State	W 20-10 Skelly Stadium 40,785
16	@ #9 Arkansas	L 7-26 Fayetteville, Ark. 51,518
23	New Mexico	W 35-33 Skelly Stadium 19,382
30	@ Iowa	L 22-30 Iowa City, Iowa 67,770
Oct. 7	@ SW Louisiana	L 13-21 Lafayette, La. 20,263

	14	New Mexico State	W	34-13	Skelly Stadium	21,134
	21	Louisville	W	31-24	Skelly Stadium	20,012
	28	@ Louisiana Tech	L	31-34	Ruston, La.	17,100
Nov.	11	@ Wake Forest	L	17-29	Winston-Salem, NC	11,400
	18	Bowling Green	W	45-10	Skelly Stadium	25,629
Dec.	16	Oregon	L	24-27	Shreveport, La.	44,621
(Independence Bowl)						

1990	Won 3		Lost 8			
Sept.	1	@ Oklahoma State	L	3-10	Stillwater, Okla.	41,200
	8	SW Missouri State	W	41-28	Skelly Stadium	22,590
	15	@ Arkansas	L	3-28	Fayetteville, Ark.	50,118
	22	@ #11 Oklahoma	L	10-52	Norman, Okla.	70,325
	29	Memphis	L	10-22	Skelly Stadium	21,072
Oct.	6	@ Louisville	L	14-38	Louisville, Ky.	36,692
	13	Louisiana Tech	L	21-35	Skelly Stadium	17,658
	20	SW Louisiana	L	13-25	Skelly Stadium	18,019
	27	@ New Mexico State	W	35-10	Las Cruces, NM	17,972
Nov.	10	@ Colorado State	L	13-31	Fort Collins, Colo.	25,710
	17	Montana State	W	20-2	Skelly Stadium	40,248

1991	Won 10		Lost 2			
Aug.	31	SW Missouri State	W	34-13	Skelly Stadium	31,124
Sept.	7	Oklahoma State	W	13-7	Skelly Stadium	39,479
	14	@ Kansas	L	17-23	Lawrence, Kan.	35,000
	21	#15 Texas A&M	W	35-34	Skelly Stadium	30,122
	28	#2 Miami (Fla.)	L	10-34	Skelly Stadium	35,689
Oct.	12	@ SW Louisiana	W	34-20	Lafayette, La.	17,512
	26	@ Memphis	W	33-28	Memphis, Tenn.	17,502
Nov.	2	Southern Miss	W	13-10	Skelly Stadium	27,784
	16	Louisville	W	40-0	Skelly Stadium	31,717
	23	Ohio	W	45-13	Skelly Stadium	23,237
	30	@ SMU	W	31-26	Dallas, Texas	7,900
Dec.	30	San Diego State	W	28-17	Anaheim, Calif.	34,217
(Freedom Bowl)						

Completed the season ranked 21st nationally in both the Associated Press and USA Today/CNN polls.


1992	Won 4		Lost 7			
Sept.	5	Houston	W	28-25	Skelly Stadium	33,619
	12	@ #7 Texas A&M	L	9-19	College Station, Texas	58,926

	19	Kansas	L	7-40	Skelly Stadium	34,986
	26	@ Oklahoma State	L	19-24	Stillwater, Okla.	47,280
Oct.	3	@ Southern Miss	L	24-33	Hattiesburg, Miss.	18,253
	10	SW Missouri State	W	17-14	Skelly Stadium	21,856
	17	@ Louisville	L	27-32	Louisville, Ky.	29,517
	24	Memphis	L	25-30	Skelly Stadium	20,142
	31	SW Louisiana	W	27-9	Skelly Stadium	19,073
Nov.	7	UTEP	W	48-39	Skelly Stadium	19,624
	28	@ Hawaii	L	9-38	Honolulu, Hawaii	35,217

1993	Won 4		Lost 6		Tied 1	
Sept.	4	@ Iowa	L	25-26	Iowa City, Iowa	66,431
	11	@ Houston	W	38-24	Houston, Texas	15,138
	18	Oklahoma State	L	10-16	Skelly Stadium	40,385
	25	@ #10 Oklahoma	L	20-41	Norman, Okla.	67,121
Oct.	2	Cincinnati	L	15-22	Skelly Stadium	21,296
	16	@ Memphis	W	23-19	Memphis, Tenn.	27,996
	30	Middle Tennessee	W	38-17	Skelly Stadium	17,345
Nov.	6	@ East Carolina	W	52-26	Greenville, NC	18,138
	13	@ Arkansas	L	11-24	Fayetteville, Ark.	28,525
	20	Southern Miss	T	30-30	Skelly Stadium	21,783
	25	Louisville	L	0-28	Skelly Stadium	24,576

1994	Won 3		Lost 8			
Sept.	3	@ Missouri	W	20-17	Columbia, Mo.	55,263
	10	Memphis	L	18-42	Skelly Stadium	21,324
	17	@ Wyoming	L	7-17	Laramie, Wyo.	21,547
	24	@ Oklahoma State	L	10-17	Stillwater, Okla.	46,840
Oct.	8	UTEP	L	17-24	Skelly Stadium	17,127
	15	UNLV	W	44-22	Skelly Stadium	16,875
	22	East Carolina	L	21-28	Skelly Stadium	24,811
	29	@ Southern Miss	L	29-47	Hattiesburg, Miss.	13,493
Nov.	12	SW Missouri State	W	38-28	Skelly Stadium	17,349
	19	@ Cincinnati	L	13-28	Cincinnati, Ohio	18,162
	26	@ Louisville	L	27-34	Louisville, Ky.	35,655

1995	Won 4		Lost 7			
Sept.	2	Baylor	L	5-37	Skelly Stadium	27,133
	9	Oklahoma State	W	24-23	Skelly Stadium	31,963
	16	@ #3 Texas A&M	L	9-52	College Station, Texas	57,067
	23	East Tennessee St.	W	45-20	Skelly Stadium	17,836



1991 FREEDOM BOWL CHAMPIONSHIP TEAM

	30	@ Louisiana Tech	L	23-27	Shreveport, La.	18,965
Oct.	7	Wyoming	W	35-6	Skelly Stadium	20,003
	14	@ UTEP	W	38-28	El Paso, Texas	19,931
	28	@ Memphis	L	7-10	Memphis, Tenn.	12,798
Nov.	4	@ Brigham Young	L	35-45	Provo, Utah	63,754
	11	@ East Carolina	L	7-23	Greenville, NC	26,410
	18	Cincinnati	L	5-24	Skelly Stadium	19,312

1996	Won 4	Lost 7
Aug.	31 @ SMU*	L 10-17 Dallas, Texas 12,177
Sept.	14 @ Oklahoma State	L 9-30 Stillwater, Okla. 44,800
	21 #19 Iowa	W 27-20 Skelly Stadium 27,788
	28 @ Oklahoma	W 31-24 Norman, Okla. 68,384
Oct.	12 Colorado State*	W 20-14 Skelly Stadium 24,556
	19 #18 Brigham Young*	L 30-55 Skelly Stadium 34,624
	26 @ Utah*	L 19-45 Salt Lake City, Utah 29,047
Nov.	2 New Mexico*	L 23-34 Skelly Stadium 19,897
	9 TCU*	L 24-31 Skelly Stadium 17,203
	16 @ UTEP*	W 38-21 El Paso, Texas 14,293
	23 @ Rice*	L 14-42 Houston, Texas 19,200

*Western Athletic Conference 2-6-0 (7th place/Mountain Division)

1997	Won 2	Lost 9
Aug.	28 @ Cincinnati	L 24-33 Cincinnati, Ohio 17,591
Sept.	13 @ Iowa	L 16-54 Iowa City, Iowa 64,893
	20 Missouri	L 21-42 Skelly Stadium 40,385
Oct.	4 Rice*	L 24-42 Skelly Stadium 19,994
	11 UTEP*	L 18-33 Skelly Stadium 20,000
	18 @ TCU*	W 33-22 Fort Worth, Texas 23,813
	26 @ Colorado State*	L 8-44 Fort Collins, Colo. 27,542
Nov.	1 Utah*	W 21-13 Skelly Stadium 19,864
	8 @ Brigham Young*	L 39-49 Provo, Utah 64,200
	15 SMU*	L 41-42 Skelly Stadium 15,234
	22 @ New Mexico*	L 13-51 Albuquerque, NM 29,217

*Western Athletic Conference 2-6-0 (7th place/Mountain Division)

1998	Won 4	Lost 7
Sept.	5 SW Missouri State	W 49-14 Skelly Stadium 24,332
	12 Oklahoma State	W 35-20 Skelly Stadium 40,385
	26 @ West Virginia	L 21-44 Morgantown, WV 48,819
Oct.	3 San Diego State*	L 14-24 Skelly Stadium 18,320
	10 @ Colorado State*	L 7-34 Fort Collins, Colo. 31,575
	17 @ Rice*	L 10-14 Houston, Texas 18,116
	24 Air Force*	L 21-42 Skelly Stadium 21,763
	31 @ UNLV*	W 20-16 Las Vegas, Nev. 15,187
Nov.	7 @ SMU*	L 3-33 Dallas, Texas 11,143
	14 TCU*	L 7-17 Skelly Stadium 12,628
	21 Wyoming*	W 35-0 Skelly Stadium 12,054

*Western Athletic Conference 2-6-0 (7th place/Mountain Division)

1999	Won 2	Lost 9
Sept.	4 SW Missouri State	W 45-21 Skelly Stadium 25,007
	11 @ Oklahoma State	L 9-46 Stillwater, Okla. 46,250
	18 @ #7 Texas A&M	L 13-62 College Station, Texas 67,647
	25 @ San Jose State*	L 10-34 San Jose, Calif. 12,871
Oct.	2 Rice*	L 10-20 Skelly Stadium 15,270
	16 @ TCU*	L 17-56 Fort Worth, Texas 27,957
	23 Hawaii*	L 21-35 Skelly Stadium 15,756

Pat Henderson was named interim coach prior to the Fresno State game. He completed the season with a 1-3 record.

	30	Fresno State*	L	14-28	Skelly Stadium	13,265
Nov.	6	@ UTEP*	W	43-19	El Paso, Texas	25,527
	13	Louisiana-Monroe	L	34-37	Skelly Stadium	15,037
	20	SMU*	L	14-28	Skelly Stadium	14,199

*Western Athletic Conference 1-6-0 (8th place)



Keith Burns

3 seasons

2000 - 2002

W-7, L-28, T-0

2000	Won 5	Lost 7
Sept.	2 @ North Carolina	L 9-30 Chapel Hill, NC 44,000
	9 Oklahoma State	L 26-36 Skelly Stadium 40,385
	16 @ Rice*	W 23-16 Houston, Texas 10,868
	23 Louisiana Tech	W 22-10 Skelly Stadium 17,673
	30 @ Hawaii*	W 24-14 Honolulu, Hawaii 36,430
Oct.	7 UTEP*	L 7-40 Skelly Stadium 18,689
	14 @ New Mexico State	L 28-42 Las Cruces, NM 15,822
	21 #11 TCU*	L 3-17 Skelly Stadium 20,034
	28 @ Fresno State*	L 12-34 Fresno, Calif. 41,088
Nov.	11 @ SMU*	L 20-24 Dallas, Texas 14,127
	18 San Jose State*	W 28-17 Skelly Stadium 13,023
	25 Nevada*	W 38-3 Skelly Stadium 15,024

*Western Athletic Conference 4-4-0 (5th place)

2001	Won 1	Lost 10
Aug.	30 Indiana State	W 51-0 Skelly Stadium 20,839
Sept.	22 #11 Fresno State*	L 18-37 Skelly Stadium 31,087
	29 @ UTEP*	L 10-26 El Paso, Texas 30,044
Oct.	6 New Mexico State	L 7-24 Skelly Stadium 17,211
	13 @ Boise State*	L 10-41 Boise, Idaho 23,123
	20 Hawaii*	L 15-36 Skelly Stadium 17,629
	27 @ San Jose State*	L 27-63 San Jose, Calif. 6,873
Nov.	3 @ #3 Oklahoma	L 0-58 Norman, Okla. 74,911
	10 @ Rice*	L 32-59 Houston, Texas 29,317
	17 SMU*	L 14-24 Skelly Stadium 18,112
	24 Louisiana Tech*	L 7-19 Skelly Stadium 12,173

*Western Athletic Conference 0-8-0 (10th place)

2002	Won 1	Lost 11
Aug.	30 #1 Oklahoma	L 0-37 Skelly Stadium 40,385
Sept.	7 @ Arkansas State	L 19-21 Jonesboro, Ark. 15,363
	14 @ Louisiana Tech*	L 9-53 Ruston, La. 18,600
	21 @ Baylor	L 25-37 Waco, Texas 30,337
	28 Kansas	L 33-43 Skelly Stadium 17,893
Oct.	12 Boise State*	L 24-52 Skelly Stadium 15,079
	19 @ Hawaii*	L 14-37 Honolulu, Hawaii 34,098
	26 UTEP*	W 20-0 Skelly Stadium 12,317
Nov.	2 Rice*	L 18-33 Skelly Stadium 12,587
	9 @ Fresno State*	L 12-31 Fresno, Calif. 37,841
	16 San Jose State*	L 38-49 Skelly Stadium 15,653
	23 @ SMU*	L 21-24 Dallas, Texas 12,324

*Western Athletic Conference 1-7-0 (T-9th place)



Steve Kragthorpe

4 seasons

2003 - 2006

W-29, L-22, T-0

1 C-USA Championship

3 Bowl Appearances

2003	Won 8	Lost 5
Aug.	30 @ Minnesota	L 10-49 Minneapolis, Minn. 36,623
Sept.	6 @ Arkansas	L 13-45 Fayetteville, Ark. 69,442
	13 Texas State	W 41-15 Skelly Stadium 35,805
	20 Arkansas State	W 54-7 Skelly Stadium 16,231
Oct.	4 Hawaii*	W 27-16 Skelly Stadium 17,342
	11 @ Boise State*	L 20-27 Boise, Idaho 29,719
	18 Nevada*	L 21-28 Skelly Stadium 17,816
	25 SMU*	W 35-16 Skelly Stadium 16,733

Nov.	1	@ UTEP*	W	56-28	El Paso, Texas	17,095
	8	@ Rice*	W	31-28	Houston, Texas	10,846
	15	Louisiana Tech*	W	48-18	Skelly Stadium	28,862
	22	@ San Jose State*	W	34-32	San Jose, Calif.	7,618
Jan.	3	Georgia Tech (Humanitarian Bowl)	L	10-52	Boise, Idaho	23,118

*Western Athletic Conference 6-2-0 (T-2nd place)

2004	Won 4		Lost 8			
Sept.	4	@ Kansas	L	3-21	Lawrence, Kan.	40,646
	11	@ Oklahoma State	L	21-38	Stillwater, Okla.	47,307
	18	Navy	L	0-29	Skelly Stadium	23,658
	25	SW Missouri State	W	49-7	Skelly Stadium	17,980
Oct.	2	@ Hawaii*	L	16-44	Honolulu, Hawaii	44,429
	16	#18 Boise State*	L	42-45	Skelly Stadium	20,817
	23	@ Nevada*	L/OT	48-54	Reno, Nev.	13,550
	30	Rice*	W	39-22	Skelly Stadium	12,218
Nov.	6	@ SMU*	L/OT	35-41	Dallas, Texas	12,677
	13	@ Louisiana Tech*	L	21-38	Shreveport, La.	7,713
	20	San Jose State*	W	34-24	Skelly Stadium	15,784
	27	#24 UTEP*	W	37-35	Skelly Stadium	10,977

*Western Athletic Conference 3-5-0 (T-6th place)

2005	Won 9	Lost 4		
Sept. 1	Minnesota	L 10-41	Skelly Stadium	33,410
Sept. 10	@ #18 Oklahoma	L 15-31	Norman, Okla.	83,877
Sept. 17	@ North Texas	W 54-2	Denton, Texas	23,112
Sept. 24	Memphis*	W/OT 37-31	Skelly Stadium	20,645
Oct. 1	Houston*	L 23-30	Skelly Stadium	15,580
Oct. 8	@ Southern Miss*	W 34-17	Hattiesburg, Miss.	28,375
Oct. 15	@ Rice*	W 41-21	Houston, Texas	10,893
Oct. 22	SMU*	W 20-13	Skelly Stadium	22,502
Nov. 5	@ UTEP*	L 38-41	El Paso, Texas	49,160
Nov. 12	East Carolina*	W 45-13	Skelly Stadium	21,995
Nov. 16	@ Tulane*	W 38-14	Monroe, La.	10,306
Dec. 3	@ UCF**	W 44-27	Orlando, Fla.	51,978
Dec. 31	Fresno State	W 31-24	Memphis, Tenn.	54,894
	(AutoZone Liberty Bowl)			

*Conference USA 6-2-0 (1st place/West Division)

**Conference USA Football Championship Game

2006	Won 8	Lost 5
Aug. 30	Stephen F. Austin	W 45-7 Skelly Stadium 23,308
Sept. 9	@ Brigham Young	L 24-49 Provo, Utah 56,627
	16 North Texas	W 28-3 Skelly Stadium 22,045
	23 @ Navy	W/OT 24-23 Annapolis, Md. 31,604
Oct. 3	Southern Miss*	W 20-6 Skelly Stadium 20,625

	14 @ East Carolina*	W 31-10 Greenville, NC	34,011
	21 @ Memphis*	W 35-14 Memphis, Tenn.	30,059
	27 UTEP*	W 30-20 Skelly Stadium	28,074
Nov.	4 @ Houston*	L 10-27 Houston, Texas	22,452
	11 Rice*	L/OT 38-41 Skelly Stadium	18,632
	18 @ SMU*	L 24-34 Dallas, Texas	14,658
	24 Tulane*	W 38-3 Skelly Stadium	15,502
Dec.	23 Utah	L 13-25 Fort Worth, Texas	32,412

(Bell Helicopter Armed Forces Bowl)

*Conference USA 5-3-0 (3rd place/West Division)



Todd Graham

4 seasons

2007-2010

W-36, L-17, T-0

2 C-USA West Division Titles,

1 shared West Division Title

3 Bowl Appearances

2007	Won 10		Lost 4		
Aug.	30	@ UL-Monroe	W	35-17	Monroe, La. 22,022
Sept.	15	BYU	W	55-47	Chapman Stadium 24,445
	20	#4 Oklahoma	L	21-62	Chapman Stadium 35,542
	29	UAB*	W	38-30	Chapman Stadium 22,710
Oct.	6	@ UTEP*	L	47-48	El Paso, Texas 35,676
	12	Marshall*	W	38-31	Chapman Stadium 20,255
	20	@ UCF*	L	23-44	Orlando, Fla. 45,510
	27	SMU*	W	29-23	Chapman Stadium 18,853
Nov.	3	@ Tulane*	W	49-25	New Orleans, La. 15,271
	10	Houston*	W	56-7	Chapman Stadium 25,428
	17	@ Army	W	49-29	West Point, NY 27,687
	24	@ Rice*	W	48-43	Houston, Texas 11,742
Dec.	1	@ UCF**	L	25-44	Orlando, Fla. 44,128
Jan.	6	Bowling Green (GMAC Bowl)	W	63-7	Mobile, Ala. 36,932

*Conference USA 6-2-0 (1st place/West Division)

**Conference USA Football Championship Game

2008	Won 11	Lost 3
Aug. 30	@ UAB*	W 45-22 Birmingham, Ala. 19,672
Sept. 6	@ North Texas	W 56-26 Denton, Texas 22,785
20	New Mexico	W 56-14 Chapman Stadium 30,000
27	Central Arkansas	W 62-34 Chapman Stadium 20,646



2007 GMAC BOWL CHAMPIONS

Oct.	4	Rice*	W	63-28	Chapman Stadium	24,926
	11	@ SMU*	W	37-31	Dallas, Texas	15,324
	18	UTEP*	W	77-35	Chapman Stadium	21,873
	26	UCF*	W	49-19	Chapman Stadium	30,000
Nov.	1	@ Arkansas	L	23-30	Fayetteville, Ark.	70,021
	15	@ Houston*	L	30-70	Houston, Texas	20,855
	22	Tulane*	W	56-7	Chapman Stadium	20,391
	29	@ Marshall*	W	38-35	Huntington, WV	21,571
Dec.	6	East Carolina**	L	24-27	Chapman Stadium	22,740
Jan.	6	#22 Ball State (GMAC Bowl)	W	45-13	Mobile, Ala.	32,816

* Conference USA 7-1-0 (1st place/West Division)

** Conference USA Football Championship Game

2009	Won 5	Lost 7
Sept.	4 @ Tulane*	W 37-13 New Orleans, La. 27,638
	12 @ New Mexico	W 44-10 Albuquerque, NM 30,051
	19 @ #12 Oklahoma	L 0-45 Norman, Okla. 84,803
	26 Sam Houston State	W 56-3 Chapman Stadium 26,048
Oct.	3 @ Rice*	W 27-10 Houston, Texas 11,420
	14 #5 Boise State	L 21-28 Chapman Stadium 30,000
	21 @ UTEP*	L 24-28 El Paso, Texas 37,368
	31 SMU*	L 13-27 Chapman Stadium 21,714
Nov.	7 #13 Houston*	L 45-46 Chapman Stadium 20,243
	15 East Carolina*	L 17-44 Chapman Stadium 17,453
	21 @ Southern Miss*	L 34-44 Hattiesburg, Miss. 28,757
	27 Memphis*	W/OT 33-30 Chapman Stadium 19,552

* Conference USA 3-5-0 (T-3rd place/West Division)

2010	Won 10	Lost 3
Sept.	5 @ East Carolina*	L 49-51 Greenville, NC 50,010
	11 Bowling Green	W 33-20 Chapman Stadium 19,565
	18 @ Oklahoma State	L 28-65 Stillwater, Okla. 51,778
	25 Central Arkansas	W 41-14 Chapman Stadium 21,928
Oct.	2 @ Memphis*	W 48-7 Memphis, Tenn. 22,231
	9 @ SMU*	L 18-21 Dallas, Texas 19,329
	16 Tulane*	W 52-24 Chapman Stadium 23,295
	30 @ Notre Dame	W 28-27 South Bend, Ind. 80,795
Nov.	6 Rice*	W 64-21 Chapman Stadium 19,036
	13 @ Houston*	W 28-25 Houston, Texas 30,046
	20 UTEP*	W 31-28 Chapman Stadium 16,547
	26 Southern Miss*	W 56-50 Chapman Stadium 21,901
Dec.	24 @ #24 Hawaii (Sheraton Hawaii Bowl)	W 62-35 Honolulu, Hawaii 43,673

* Conference USA 6-2-0 (T-1st place/West Division)

Completed the season ranked 24th in the Associated Press poll.



Bill Blankenship

3 seasons

2011-2013

W-24, L-27, T-0

1 C-USA Championship

2 Bowl Appearances

2011	Won 8	Lost 5
Sept.	3 @ #1 Oklahoma	L 14-47 Norman, Okla. 85,260
	10 @ Tulane*	W 31-3 New Orleans, La. 19,752
	17 #7 Oklahoma State	L 33-59 Chapman Stadium 24,563
	24 @ #4 Boise State	L 21-41 Boise, Idaho 34,019
Oct.	1 North Texas	W 41-24 Chapman Stadium 21,240
	15 UAB*	W 37-20 Chapman Stadium 21,494
	22 @ Rice*	W 38-20 Houston, Texas 17,314
	29 SMU*	W 38-7 Chapman Stadium 21,261
Nov.	3 @ UCF*	W 24-17 Orlando, Fla. 36,712
	12 Marshall*	W 59-17 Chapman Stadium 17,672
	19 @ UTEP*	W 57-28 El Paso, Texas 23,849
	26 #7 Houston*	L 16-48 Chapman Stadium 29,015
Dec.	30 BYU	L 21-24 Dallas, Texas 30,258

(Bell Helicopter Armed Forces Bowl)

* Conference USA 7-1-0 (2nd place/West Division)


2012	Won 11	Lost 3
Sept.	1 @ Iowa State	L 23-38 Ames, Iowa 54,931
	8 Tulane*	W 45-10 Chapman Stadium 17,880
	15 Nicholls State	W 66-16 Chapman Stadium 19,139
	22 Fresno State	W 27-26 Chapman Stadium 24,236
	29 @ UAB*	W 49-42 Birmingham, Ala. 13,196
Oct.	6 @ Marshall*	W 45-38 Huntington, WV 27,189
	11 UTEP*	W 33-11 Chapman Stadium 18,961
	20 Rice*	W 28-24 Chapman Stadium 22,567
Nov.	3 @ Arkansas	L 15-19 Fayetteville, Ark. 64,451
	10 @ Houston*	W 41-7 Houston, Texas 25,827
	17 UCF*	W 23-21 Chapman Stadium 19,725
	24 @ SMU*	L 27-35 Dallas, Texas 15,336
Dec.	1 UCF**	W/OT 33-27 Chapman Stadium 17,635
Dec.	31 Iowa State	W 31-17 Memphis, Tenn. 53,687

(AutoZone Liberty Bowl)

* Conference USA 7-1-0 (1st place/West Division)

** Conference USA Football Championship Game

Completed the season ranked 25th in the USA Today/Coaches poll.



2010 SHERATON HAWAII BOWL CHAMPIONS

2013	Won 3	Lost 9
Aug. 29	@ Bowling Green	L 7-34 Bowling Green, Ohio 18,142
Sept. 7	Colorado State	W 30-27 Chapman Stadium 22,875
14	@ #14 Oklahoma	L 20-51 Norman, Okla. 84,229
26	Iowa State	L 21-38 Chapman Stadium 20,137
Oct. 5	Rice*	L/OT 27-30 Chapman Stadium 20,014
12	@ UTEP*	W 34-20 El Paso, Texas 22,158
26	@ Tulane*	L 7-14 New Orleans, La. 22,414
Nov. 2	UTSA*	L 15-34 Chapman Stadium 21,815
9	@ East Carolina*	L 24-58 Greenville, NC 44,076
14	Marshall*	L 34-45 Chapman Stadium 16,723
23	@ Louisiana Tech*	W 24-14 Ruston, La. 16,037
30	North Texas*	L 10-42 Chapman Stadium 17,792

* Conference USA 2-6-0 (6th place/West Division)

2014	Won 2	Lost 10
Aug. 28	Tulane*	W/OT 38-31 Chapman Stadium 19,032
Sept. 6	#4 Oklahoma	L 7-52 Chapman Stadium 29,357
Sept. 13	@ FAU	L 21-50 Boca Raton, Fla. 14,112
Sept. 27	Texas State	L/OT 34-37 Chapman Stadium 21,353
Oct. 4	@ Colorado State	L 17-42 Fort Collins, Colo. 25,806
Oct. 11	@ Temple*	L 24-35 Philadelphia, Pa. 25,340
Oct. 18	South Florida*	L 30-38 Chapman Stadium 18,744
Oct. 31	@ Memphis*	L 20-40 Memphis, Tenn. 26,846
Nov. 8	SMU*	W 38-28 Chapman Stadium 14,269
Nov. 14	@ UCF*	L 7-31 Orlando, Fla. 35,323
Nov. 22	@ Houston*	L 28-38 Houston, Texas 23,572
Nov. 28	East Carolina*	L 32-49 Chapman Stadium 15,126

* American Athletic Conference 2-6-0 (T8th place)



Philip Montgomery

6 seasons

2015-present

W-31, L-40, T-0

3 Bowl Appearances

2015	Won 6	Lost 7
Sept. 5	FAU	W/OT 47-44 Chapman Stadium 24,001
Sept. 12	@ New Mexico	W 40-21 Albuquerque, NM 24,167
Sept. 19	@ #16 Oklahoma	L 38-52 Norman, Okla. 85,657
Oct. 3	Houston*	L 24-38 Chapman Stadium 17,146
Oct. 10	UL-Monore	W 34-24 Chapman Stadium 17,490
Oct. 17	@ East Carolina*	L 17-30 Greenville, NC 43,065
Oct. 23	#17 Memphis*	L 42-66 Chapman Stadium 20,216
Oct. 31	@ SMU*	W 40-31 Dallas, Texas 18,217
Nov. 7	UCF*	W 45-30 Chapman Stadium 16,128
Nov. 14	@ Cincinnati*	L 38-49 Cincinnati, Ohio 35,015
Nov. 21	#16 Navy*	L 21-44 Chapman Stadium 22,749
Nov. 27	@ Tulane*	W 45-34 New Orleans, La. 22,672
Dec. 26	Virginia Tech	L 52-55 Shreveport, La. 31,289

(Camping World Independence Bowl)

* American Athletic Conference 3-5-0 (4th place/West Division)

2016	Won 10	Lost 3
Sept. 3	San Jose State	W 45-10 Chapman Stadium 18,748
Sept. 10	@ #4 Ohio State	L 3-48 Columbus, Ohio 104,410
Sept. 17	No. Carolina A&T	W 58-21 Chapman Stadium 16,111
Sept. 24	@ Fresno State	W/OT 48-41 Fresno, Calif. 23,273
Oct. 7	SMU*	W/OT 43-40 Chapman Stadium 22,089
Oct. 15	@ #12 Houston*	L 31-38 Houston, Texas 38,221
Oct. 22	Tulane*	W 50-27 Chapman Stadium 22,349
Oct. 29	@ Memphis*	W 59-30 Memphis, Tenn. 36,894
Nov. 5	East Carolina*	W 45-24 Chapman Stadium 17,557
Nov. 12	@ Navy*	L 40-42 Annapolis, Md. 36,397

Nov. 19	@ UCF*	W 35-20 Orlando, Fla. 35,141
Nov. 25	Cincinnati*	W/OT 40-37 Chapman Stadium 18,550
Dec. 19	Central Michigan	W 55-10 Miami, Fla. 15,262

(Miami Beach Bowl)

* American Athletic Conference 6-2-0 (2nd place/West Division)

2017	Won 2	Lost 10
Aug. 31	@ #10 Oklahoma St.	L 24-59 Stillwater, Okla. 56,790
Sept. 9	Louisiana	W 66-42 Chapman Stadium 17,758
Sept. 16	@ Toledo	L 51-54 Toledo, Ohio 24,239
Sept. 23	New Mexico	L 13-16 Chapman Stadium 18,026
Sept. 30	Navy*	L 21-31 Chapman Stadium 21,354
Oct. 7	@ Tulane*	L 28-62 New Orleans, La. 11,971
Oct. 14	Houston*	W 45-17 Chapman Stadium 19,198
Oct. 21	@ UConn*	L 14-20 Hartford, Conn. 24,814
Oct. 27	@ SMU*	L 34-38 Dallas, Texas 14,930
Nov. 3	#21 Memphis*	L 14-41 Chapman Stadium 17,383
Nov. 16	@ #23 USF*	L 20-27 Tampa, Fla. 26,195
Nov. 25	Temple*	L 22-43 Chapman Stadium 17,032

* American Athletic Conference 1-7-0 (6th place/West Division)

2018	Won 3	Lost 9
Sept. 1	Central Arkansas	W 38-27 Chapman Stadium 18,356
Sept. 8	@ Texas	L 21-28 Austin, Texas 90,563
Sept. 15	Arkansas State	L 20-29 Chapman Stadium 17,349
Sept. 20	@ Temple*	L 17-31 Philadelphia, Pa. 24,217
Oct. 4	@ Houston*	L 26-41 Houston, Texas 29,823
Oct. 12	#23 USF*	L 24-25 Chapman Stadium 16,142
Oct. 20	@ Arkansas	L 0-23 Fayetteville, Ark. 56,691
Oct. 27	Tulane*	L 17-24 Chapman Stadium 16,133
Nov. 3	UConn*	W 49-19 Chapman Stadium 17,451
Nov. 10	@ Memphis*	L 21-47 Memphis, Tenn. 27,905
Nov. 17	@ Navy*	L 29-37 Annapolis, Md. 31,517
Nov. 24	SMU*	W 27-24 Chapman Stadium 17,159

* American Athletic Conference 2-6-0 (T5th place/West Division)

2019	Won 4	Lost 8
Aug. 30	@ #18 Michigan State	L 7-28 East Lansing, Mich. 72,005
Sept. 7	@ San Jose State	W 34-16 San Jose, Calif. 12,471
Sept. 14	Oklahoma State	L 21-40 Chapman Stadium 28,612
Sept. 21	Wyoming	W 24-21 Chapman Stadium 16,246
Oct. 5	@ #24 SMU*	L/OT 37-43 Dallas, Texas 28,241
Oct. 12	Navy*	L 17-45 Chapman Stadium 17,951
Oct. 19	@ #21 Cincinnati*	L 13-24 Cincinnati, Ohio 33,209
Oct. 26	#25 Memphis*	L 41-42 Chapman Stadium 17,183
Nov. 2	@ Tulane*	L 26-38 New Orleans, La. 27,417
Nov. 8	UCF*	W 34-31 Chapman Stadium 16,331
Nov. 23	Houston*	L 14-24 Chapman Stadium 16,120
Nov. 30	@ East Carolina	W 49-24 Greenville, NC 27,978

* American Athletic Conference 2-6-0 (T5th place/West Division)

2020	Won 6	Lost 3
Sept. 19	@ #11 Oklahoma State	L 7-16 Stillwater, Okla. 14,668
Oct. 3	@ #11 UCF*	W 34-26 Orlando, Fla. 8,874
Oct. 23	@ USF*	W 42-13 Tampa, Fla. 5,142
Oct. 30	East Carolina*	W 34-30 Chapman Stadium 3,000
Nov. 14	#19 SMU*	W 28-24 Chapman Stadium 3,000
Nov. 19	Tulane*	W/OT 30-24 Chapman Stadium 3,000
Dec. 5	@ Navy*	W 19-6 Annapolis, Md. n/a
Dec. 19	@ #9 Cincinnati#	L 24-27 Cincinnati, Ohio 5,831
Dec. 31	Mississippi State	L 26-28 Fort Worth, Texas 9,000


(Armed Forces Bowl)

* American Athletic Conference 6-0-0 (T1st place)

American Athletic Conference Championship Game


Only 9 games (7 regular season) were played due to circumstances from Covid-19 pandemic

NOTES



2021 Pro Football
Hall of Fame Inductee

DREW PEARSON



No. 88
“Mr. Clutch”

Fourth Tulsa player
inducted into the
Pro Football
Hall of Fame!

Bob St. Clair



1990 Inductee

Jim Finks



1995 Inductee

Steve Largent



1995 Inductee



2021 TULSA FOOTBALL SCHEDULE



September 2 (Thurs.)
UC DAVIS (ESPN+)
6:30 p.m.



September 11
at Oklahoma State (FS1)
11:00 a.m.



September 18
at Ohio State (FS1)
2:30 p.m.



September 25
ARKANSAS STATE
TBA



October 1 (Fri.)
HOUSTON* (ESPN)
6:30 p.m.



October 9
MEMPHIS* (HOMECOMING)
TBA



October 16
at USF*
TBA



October 29 (Fri.)
NAVY* (ESPN2)
6:30 p.m.



November 6
at Cincinnati*
TBA



November 13
at Tulane*
TBA



November 20
TEMPLE*
TBA



November 27
at SMU*
TBA

BOLD CAPS indicates Home Games.

All times are Central Time Zone. Dates and times are subject to change.

*American Athletic Conference Games.

TulsaHurricane.com



JOSH JOHNSON
Senior • WR

JUAN CARLOS SANTANA
Senior • WR

DYLAN COUCH
Senior • OG

CULLEN WICK
Senior • DE

DANTE BIVENS
Senior • OG

TIENEAL MARTIN
Senior • SAF

GERARD WHEELER
Senior • C

ROBERT REVELS II
Senior • LB

BRYSON POWERS
Senior • SAF

GRANT SAWYER
Senior • LB

TYON DAVIS
Senior • CB

ZACK LONG
Senior • PK

#LOYALALWAYSTRUE

