



2021

UCF FOOTBALL

MEDIA GUIDE



Dillon Gabriel
JUNIOR QB

Kalia Davis
SENIOR DT

Gus Malzahn
HEAD COACH



MARCH TO VICTORY
STARTS HERE



VOTED 4TH TOUGHEST
ENVIRONMENT IN
COLLEGE FOOTBALL
247 SPORTS, 2019

99.6% STADIUM FILL RATE

2019 SOLD OUT SEASON TICKETS

**WELCOME
TO THE
BOUNCE
HOUSE**

collegepressbox
SINCE 2005 EVERYTHING BUT THE PREGAME MEAL



NATIONAL CHAMPIONSHIP

JANUARY 10 | INDIANAPOLIS

130 Teams
10 Conferences
44 Bowls
25 Awards

collegepressbox is the official
media website for Division I football

Access and download game notes, quotes, statistics, media guides,
headshots, logos and more for all FBS schools, conferences,
postseason games, awards and the College Football Playoff

For access, please register for an account at:
collegepressbox.com/register



TABLE OF CONTENTS

GENERAL INFORMATION

Media Information	2
Schedule	7
Roster	8-9
Season Preview	10-11

2021 KNIGHTS

Head Coach Gus Malzahn	13-14
Assistant Coaches	15-25
Support Staff	26
Returning Players	28-53
New Players	54-60

2020 REVIEW


Game Recaps	63-72
The American	73
Statistics	74-77
Statistical Rankings	78

HISTORY AND RECORDS

Year-by-Year Results	80-89
Coaching History	90
Homecoming History	91
Series History	92-95
Annual Statistics	96-100
UCF in the Polls	101
Commemorated Knights	104
Honors and Awards	105-106
All-Americans	107-110
Hall of Fame	111-113
All-Time Lettermen	114-118
Bowl History	119-130
Knights in the Pros	131-136
UCF on the Air	137-139
Citrus Bowl	140
Record Book	142-166

THIS IS UCF

University Information	168
President Alexander Cartwright	169
AD Terry Mohajir	170
American Athletic Conference	171
The Bounce House	172-173



CREDITS

Editor: Daniel Forcella, Assistant AD, Strategic Communications.

Editorial Staff: John Heisler, Senior Associate AD, Strategic Communications; Megan Herboth, Associate Director, Strategic Communications.

Photography: Conor Kvatek, Kevin Macia, Leland Dutcher, Brad Helton, Eric DeSalvo, Associated Press, Sahid Alpizar

Design: Daniel Forcella, Assistant AD, Strategic Communications; Emma Schneider, Director, #Brand Design

QUICK FACTS

GENERAL INFORMATION

Name	University of Central Florida
Location	Orlando, Fla.
Founded	1963
Enrollment	72,000
Nickname	Knights
Colors	Black & Gold
Conference	American Athletic
President	Alexander N. Cartwright
Director of Athletics	Terry Mohajir
NCAA Faculty Rep.	Manoj Chopra

FACILITY INFORMATION

Stadium	Bounce House (44,206)
Surface	419 Bermuda Grass
Press Phone	(207) 650-6790

COACH INFORMATION

Head Coach	Gus Malzahn
Alma Mater	Henderson State, 1990
Career Record	77-39 (10th Year)
UCF Record	0-0 (1st Year)

TEAM INFORMATION

Letterwinners R/L	56/13
Offense	25/6
Defense	27/7
Special Teams	4/0
Starters R/L	19/6
Offense	8/3
Defense	8/3
Special Teams	3/0
First Year of Football/FBS	1979/1996
Overall Record	271-217-1 (.555)
FBS Era Record	172-131 (.567)

UCF STRATEGIC COMMUNICATIONS

The strategic communications office for UCF Athletics appreciates your coverage of the Knights Football program and is available to assist the media throughout the 2020 season.

Physical Address

UCF Athletics
Roth Athletics Center
4192 North Orion Blvd.
Orlando, FL 32816

Mailing Address

UCF Athletics
PO Box 16355
Orlando, FL 32816



Daniel Forcella
Assistant AD, Strategic Communications
Seventh Year

Cell:..... (207) 650-6790
Email:..... dforcella@athletics.ucf.edu
Twitter:..... @DanForcella



John Heisler
Senior Associate AD, Strategic Communications
Third Year

Cell:..... (574) 532-0293
Office:..... (407) 823-2729
Email:..... jheisler@athletics.ucf.edu
Twitter:..... @HeislerUCF



Megan Herboth
Associate Director
Eighth Year

Email:..... mherboth@athletics.ucf.edu



Collin Yeager
Assistant Director
Third Year

Email:..... cyeager@athletics.ucf.edu



Sean Asher
Assistant Director
Third Year

Email:..... sasher@athletics.ucf.edu



Ken Landis
Assistant Director
Fourth Year

Email:..... klandis@athletics.ucf.edu



Callie Hebert
Communications Assistant
First Year

Email:..... chebert@athletics.ucf.edu

INTERVIEW POLICY

UCF student-athletes and coaches will be available to the media during the season, but all interviews must be coordinated through the UCF Strategic Communications Office.

Please do not attempt to contact players, coaches or other team personnel directly for media interviews by any means of communication, including personal phone numbers, email addresses and social media accounts.

GUS MALZAHN

Head coach Gus Malzahn will be available for interviews during the season. The ideal interview window for Malzahn is each Monday at his weekly press conference, located at the Steve and Brenda Sloan Media Room inside the Bounce House.

PRACTICES

UCF football practices during the regular season are closed.

WEEKLY AVAILABILITY

Throughout the season, head coach Gus Malzahn will hold a press conference on Monday, players will be available on Tuesdays, and defensive coordinator Travis Williams will speak on Wednesdays. Malzahn's radio show will air on Thursdays on FM 96.9 The Game from 7-8 p.m. unless otherwise noted.

POSTGAME

Malzahn and select student-athletes will meet the media after the conclusion of each game. UCF's locker room is closed to the media. Malzahn and the select student-athletes will be escorted to the Steve and Brenda Sloan Media Room at the Bounce House, adjacent to the UCF locker room. Malzahn will address the media first, followed by the student-athletes. On the road, a designated interview space will be announced.

CREDENTIAL POLICY

All football credentials are a revocable license for admission. UCF Athletics reserves the right to refuse, revoke or terminate this license at any time.

UCF Athletics specifically reserves the right to alter, amend, revise or in any way change the terms of the license without advance notice to the holder, and such changes may not be reflected on the credential.

PHOTO CREDENTIALS

Only photographers shooting for accredited news agencies, or for UCF, will be issued credentials. Photographers will pick up their photo vests at the media will call area located between Gate 16 and Gate 17 and return them after each game in the Steve and Brenda Sloan Media Room. Photographers are allowed to shoot behind the north and south end zones only.

CREDENTIAL REQUESTS

All requests for working media, television, radio, online media, photography should be directed to the UCF Strategic Communications office at ucfknights (dot) com (slash) 21fbcredentials. Requests should be made by 5 p.m. on Tuesday of a Saturday game week. Credentials can be picked up at media will call between Gate 16 and 17. Parking passes for media will be distributed via email to the accredited parties based on availability and priority.

ROAD CREDENTIALS

Working press wishing to cover UCF on the road should make credential requests to Daniel Forcella (dforcella@athletics.ucf.edu) at the earliest convenience.

COLLEGE PRESS BOX

CollegePressBox.com is the official media website for college football. Access and download game notes, quotes, statistics, media guides and more for the conference and each of its 11 member schools. Login information will be distributed to accredited media or you can apply for a password by sending an email to password@collegepressbox.com.

ON THE AIR

UCF football games can be heard on multiple platforms for the 2021 season. Fans in Orlando, can listen to all games on the Home of the Knights, 96.9FM/740AM The Game. The station has been the radio home for UCF sports for over 20 years. The partnership allows fans to also listen to UCF football anywhere with the iHeart Radio App.

All policies are subject to change at any time prior to or during the 2021 season.

WINNING CULTURE

UCF CONFERENCE
CHAMPIONSHIPS



NATIONAL
CHAMPIONS

2007

2010

2013

2014

2017

2018



2010
through
2019

CONFERENCE CHAMPIONSHIPS

* MOST IN STATE OF FLORIDA *



2010



2013



2014



2017



2018

NEW YEAR'S 6 BOWL GAMES



2013



2017



2018

DIVISION CHAMPIONSHIPS



2010



2012



2017



2018

10-WIN SEASONS

* TIED FOR MOST IN STATE OF FLORIDA *



2010



2012



2013



2017



2018



2019

1ST & 2ND ROUND DRAFT PICKS



FOOTBALL
PROGRAM
SUCCESS



MULTI-YEAR
ACADEMIC PROGRESS
REPORT

#1 IN THE
SUNSHINE
STATE

981



974



973



942

TOP 20 OVERALL MULTI-YEAR APR
HOW UCF FOOTBALL RANKS BY CONFERENCE



UCF

IOWA STATE
OKLAHOMA STATE
KANSAS STATE
BAYLOR
TEXAS
OKLAHOMA
KANSAS
WEST VIRGINIA
TCU
TEXAS TECH



WASHINGTON
STANFORD
UTAH

UCF

ARIZONA STATE
CALIFORNIA
OREGON STATE
USC
OREGON
ARIZONA
WASHINGTON STATE
COLORADO
UCLA



MISSISSIPPI
ALABAMA
MISSISSIPPI STATE
VANDERBILT

UCF

AUBURN
FLORIDA
MISSOURI
KENTUCKY
GEORGIA
SOUTH CAROLINA
TENNESSEE
TEXAS A&M
ARKANSAS
LSU



NORTHWESTERN
WISCONSIN
OHIO STATE
PENN STATE

UCF

MICHIGAN
MINNESOTA
RUTGERS
NEBRASKA
IOWA
ILLINOIS
INDIANA
MARYLAND
PURDUE
MICHIGAN STATE



CLEMSON
WAKE FOREST
BOSTON COLLEGE
PITT
DUKE
LOUISVILLE

UCF

GEORGIA TECH
MIAMI
VIRGINIA
NOTRE DAME
SYRACUSE
NC STATE
NORTH CAROLINA
VIRGINIA TECH
FLORIDA STATE

MAKE HISTORY














UCF BOWL GAMES



UCF is the youngest school by **35 Years** to win a New Year's 6/BCS bowl game





	DATE	TIME	OPPONENT	SITE	TELEVISION
	Thursday, Sept. 2	7 p.m.	Boise State	Bounce House	ESPN
		2020 Record: 5-2, 5-0 MWC Series: First Meeting			
	Saturday, Sept. 11	6:30 p.m.	Bethune-Cookman	Bounce House	ESPN+
		2020 Record: Did not play Series: UCF, 11-5			
	Friday, Sept. 17	7:30 p.m.	at Louisville	Louisville, Ky.	ESPN
		2020 Record: 4-7, 3-7 ACC Series: Tied, 1-1			
	Saturday, Oct. 2	3:30 p.m.	at Navy*	Annapolis, Md.	CBS Sports Net
		2020 Record: 3-7, 3-4 AAC Series: UCF, 2-0			
	Saturday, Oct. 9	TBA	East Carolina*	Bounce House	TBA
		2020 Record: 3-6, 3-5 AAC Series: ECU, 10-9			
	Saturday, Oct. 16	TBA	at Cincinnati*	Cincinnati, Ohio	TBA
		2020 Record: 9-1, 6-0 AAC Series: Tied, 3-3			
	Friday, Oct. 22	7 p.m.	Memphis*	Bounce House	ESPN2
		2020 Record: 8-3, 5-3 AAC Series: UCF, 13-2			
	Saturday, Oct. 30	TBA	at Temple*	Philadelphia, Pa.	TBA
		2020 Record: 1-6, 1-6 AAC Series: UCF, 6-2			
	Saturday, Nov. 6	TBA	Tulane*	Bounce House	TBA
		2020 Record: 6-6, 3-5 AAC Series: UCF, 8-2			
	Saturday, Nov. 13	TBA	at SMU*	Dallas, Texas	TBA
		2020 Record: 7-3, 4-3 AAC Series: UCF, 8-1			
	Saturday, Nov. 20	TBA	UConn*	Bounce House	TBA
		2020 Record: Did not play Series: UCF, 5-2			
	Friday, Nov. 26	3:30/7 p.m.	South Florida*	Bounce House	ABC/ESPN
		2020 Record: 1-8, 0-7 AAC Series: Tied, 6-6			
	Saturday, Dec. 4	TBA	AAC Championship	TBA	ABC

* - American Athletic Conference Game
All times Eastern and subject to change

#	Name	Pos.	Height	Weight	Class	Hometown/High School (Previous Colleges)
0	Marco Domio	DB	6-1	185	Sr.	Houston, Texas/Houston Heights (Auburn)
0	Titus Mokiao-Atimalala	WR	6-1	175	Fr.	Ewa Beach, Hawaii/Campbell
1	Big Kat Bryant	DL	6-5	245	r-Sr.	Cordele, Ga./Crisp County (Auburn)
1	Jaylon Robinson	WR	5-9	180	r-Jr.	Fort Worth, Texas/All Saints Episcopal (Oklahoma)
2	Kaedin Robinson	WR	6-2	205	So.	Asheville, N.C./Christ School (ASA College [N.Y.]
3	Brandon Johnson	WR	6-2	195	r-Sr.	Fort Lauderdale, Fla./American Heritage (Tennessee)
4	Ryan O'Keefe	WR	5-10	175	Jr.	Austin, Texas/Round Rock
4	Stephon Zayas	DL	6-6	255	r-Sr.	Ft. Lauderdale, Fla./Dillard
5	Jarrad Baker	WR	5-11	170	r-So.	Eau Gallie, Fla./Eau Gallie
5	Ricky Barber	DL	6-3	290	r-So.	Louisville, Ky./Doss (Western Kentucky)
6	Mark-Antony Richards	RB	6-1	215	r-So.	Wellington, Fla./Wellington (Auburn)
7	Davonte Brown	DB	6-2	185	So.	Plantation, Fla./American Heritage
8	Zamari Maxwell	DB	6-1	175	r-Sr.	Largo, Fla./Pinellas Park
9	Divaad Wilson	DB	6-0	195	r-Jr.	Miami, Fla./Miami Northwestern (Georgia)
10	Eriq Gilyard	LB	5-11	225	Sr.	Jacksonville, Fla./Trinity Christian Academy
11	Dillon Gabriel	QB	6-0	200	Jr.	Mililani, Hawaii/Mililani
11	Jeremiah Jean-Baptiste	LB	6-2	230	Jr.	Florida City, Fla./South Dade
12	Justin Hodges	DB	6-2	175	So.	Fort Lauderdale, Fla./Western
12	Quadry Jones	QB	6-0	185	r-Jr.	Orlando, Fla./Jones
13	Andrew Brito	QB	5-8	170	r-Sr.	Paramus, N.J./Paramus Catholic (UMass/Coll. of the Canyons)
13	Landon Woodson	DL	6-6	235	r-Jr.	Fredericksburg, Va./Stafford
14	Parker Navarro	QB	6-0	200	r-Fr.	Tempe, Ariz./Desert Vista
14	Corey Thornton	DB	6-1	190	So.	Miami, Fla./Booker T. Washington
15	Tatum Bethune	LB	6-1	225	Jr.	Miami, Fla./Central
15	Jordan Johnson	WR	6-2	185	r-Fr.	St. Louis, Mo./De Smet Jesuit (Notre Dame)
16	Emmanuel Appiah-Takyi	DB	6-1	180	r-Jr.	Kumasi, Ghana/Bergen Catholic [NJ] (Monroe College [NY])
16	Mikee Keene	QB	5-11	180	Fr.	Chandler, Ariz./Chandler
17	Amari Johnson	WR	5-10	160	Jr.	Miami, Fla./Carol City
17	Trevion Shadrack-Harris	DB	6-2	195	r-So.	Stockton, Calif./Tracy (Sierra College)
18	Dyllon Lester	DB	6-0	200	r-Jr.	Plantation, Fla./American Heritage
19	Ah'mare Lee	DB	6-0	200	Fr.	Miami, Fla./North Miami Beach
19	Justin Menard	WR	5-11	190	r-So.	Stockbridge, Ga./Eagles Landing Academy
20	Kadeem Leonard	LB	6-3	230	Fr.	Fairmont, N.C./Fairmont
20	Anthony Williams	RB	6-0	215	Fr.	Orlando, Fla./Lake Brantley
21	Derek Gainous	DB	6-0	190	Sr.	Miami, Fla./Miami
22	Kalia Davis	DL	6-2	310	r-Sr.	Pensacola, Fla./West Florida Tech
22	Damarius Good	RB	5-11	185	r-So.	Orlando, Fla./Lake Brantley
23	Jaiden Francois	DB	6-0	190	r-Fr.	Florida City, Fla./South Dade (Nebraska)
24	Jarvis Ware	DB	6-1	190	Sr.	Apopka, Fla./Wekiva (Missouri)
25	Johnny Richardson	RB	5-7	170	So.	Lake Wales, Fla./Lake Wales
25	William Wells	DB	6-2	185	Fr.	West Palm Beach, Fla./Suncoast
26	Jermaine McMillian	DB	6-2	200	r-Jr.	Miami, Fla./Booker T. Washington
27	Isaiah Bowser	RB	6-1	225	Sr.	Sidney, Ohio/Sidney (Northwestern)
28	Quade Mosier	LB	6-2	225	So.	Fayetteville, Ark./Fayetteville
29	Devunte Dawson	DB	5-11	190	r-Sr.	Bedford, Texas/L.D. Bell (Coffeyville CC)
29	Cade Sams	WR	6-3	180	r-So.	Jacksonville, Fla./Bishop Kenny
30	Bryson Armstrong	LB	5-11	210	r-Sr.	Marietta, Ga./Kell (Kennesaw State)
31	Brandon Adams	DB	6-3	180	Fr.	Atlanta, Ga./Arabia Mountain
31	Jaluan Forte	RB	6-1	195	r-Jr.	Youngstown, Ohio/Boardman (Walsh)
32	Alex Ward	LS	6-4	240	r-Sr.	Fort Walton Beach, Fla./Choctawhatchee
33	Trillion Coles	RB	5-8	170	r-Jr.	Orlando, Fla./Bishop Moore
33	Tre'mon Morris-Brash	DL	6-2	245	Jr.	Richmond, Va./St. John's College HS
34	Garin Boniol	PK/P	6-0	180	So.	Starkville, Miss./Starkville (Louisiana Tech)
34	Jon Powell	DB	5-11	225	r-Sr.	Orlando, Fla./University
35	Keenan Cupit	DL	6-2	255	r-Fr.	Lynchburg, Va./Jefferson Forest
36	Andrew Osteen	P	6-1	180	r-Jr.	Enterprise, Ala./Enterprise
37	Quadric Bullard	DB	6-0	170	So.	Dania Beach, Fla./Chaminade-Madonna
38	Dionte Marks	WR	6-2	190	r-So.	DeLand, Fla./DeLand (Florida)



39	Palmer Bachelder	DB	5-11	185
40	Kervins Choute	DL	6-3	285
41	Alex Swenson	DB	6-2	190
42	Cole Joyce	LB	6-1	235
43	Zach Rodriguez	LB	6-1	200
44	RJ Harvey	RB	5-8	195
45	Ryker Casey	PK	6-0	205
46	Philjae Bien Aime	DB	5-9	180
47	Darius Melton	WR	6-3	210
48	Stephen Martin	WR	6-5	210
49	Max Paplin	TE	6-6	210
49	Max Holler	TE	6-4	245
49	Daniel McCullon	DB	5-10	205
50	Patrick Barnett	OL	6-6	300
51	Malachi Lawrence	DL	6-4	270
52	Keenan Hester	DL	6-4	305
54	Cam Goode	DL	6-2	315
55	Karlis Bailey-Vice	LB	6-1	200
55	Matthew Lee	OL	6-4	295
56	Matthew Alexander	DL	6-3	280
57	Derek Burns	LB	6-3	200
57	Mike Lofton	OL	6-2	300
58	Dallaz Corbitt	DL	6-5	240
60	Josh McMullen	OL	6-5	295
63	Josh Cox	OL	6-4	300
64	Leander Wiegand	OL	6-5	290
65	Cole Schneider	OL	6-4	315
66	Chidoziri Maghiro	OL	6-5	325
68	Marcus Tatum	OL	6-6	300
69	Paul Rubelt	OL	6-10	330
70	Edward Collins	OL	6-6	315
71	Brett Bell	OL	6-6	200
72	Nate Brady	OL	6-4	270
73	Samuel Jackson	OL	6-6	325
74	Ethan Mort	OL	6-6	290
76	Adrian Medley	OL	6-5	305
77	Lokahi Paule	OL	6-4	305
80	Nate Craig-Myers	WR	6-2	205
81	Jaylon Griffin	WR	6-3	185
82	Alec Holler	TE	6-2	230
83	Garrett French	TE	6-3	235
84	Ke'von Ahmad	WR	6-0	195
85	Zach Marsh-Wojan	TE	6-5	245
86	Jordan Davis	TE	6-4	250
87	Charlie Browder	TE	6-7	260
88	Josh Celiscar	DL	6-4	265
88	Jake Hescocock	TE	6-7	250
90	Hirkeley Latu	LB	6-3	250
91	Noah Hancock	DL	6-4	305
92	Austin Camden	DL	6-3	290
93	Ryan Kaneshiro	TE	6-3	200
93	Joe Rahal	LS	6-0	180
94	Anthony Montalvo	DL	6-3	290
95	Tyler Paul	LS	6-1	215
96	Trace O'Hara	DL	6-2	235
98	Daniel Obarski	PK	6-2	200
99	Anthony Hundley	DL	6-3	305
99	Alan Kervin	P	6-1	185

r-Jr.	Augusta, Ga./Augusta Day Prep
So.	Deerfield Beach, Fla./Deerfield Beach
r-Sr.	Oviedo, Fla./Hagerty
Fr.	Bentonville, Ark./Bentonville
r-Sr.	Oviedo, Fla./Master's Academy
r-Sr.	Orlando, Fla./Edgewater (Virginia)
r-Sr.	New Smyrna Beach, Fla./New Smyrna Beach (Appalachian State)
r-Fr.	North Miami, Fla./St. Thomas Aquinas
r-Sr.	Pompano Beach, Fla./Blanche Ely
r-Fr.	Orlando, Fla./Bishop Moore
Fr.	Tampa, Fla./Newsome
r-Fr.	Winter Park, Fla./Trinity Prep
r-Fr.	Palm Beach Gardens, Fla./Benjamin
r-Fr.	Key West, Fla./Key West
Fr.	Louisville, Ky./duPont Manual
r-Sr.	St. Petersburg, Fla./Catholic
r-Jr.	Washington, D.C./St. John's College (Virginia Tech)
Fr.	Orlando, Fla./Bishop Moore
r-Sr.	Oviedo, Fla./Hagerty
Fr.	Buford, Ga./Buford
r-Sr.	Plantation, Fla./American Heritage
So.	Clearwater, Fla./Calvary Christian
r-Sr.	Columbia, S.C./Gray Collegiate Academy
r-Sr.	Starkville, Miss./East Webster (East Central CC)
r-Sr.	New Smyrna Beach, Fla./New Smyrna Beach
Fr.	Aachen, Germany/AFC Aachen Vampires
r-Sr.	Fort Myers, Fla./Riverdale
r-Jr.	Nigeria/St. Thomas Aquinas [Fla.]
r-Sr.	Daytona Beach, Fla./Mainland (Tennessee)
So.	Frankfurt-Oder, Germany/Frankfurt-Oder
r-Jr.	Birmingham, Ala./Ramsay
r-Sr.	Wichita, Kan./Bishop Carroll (Hutchinson CC)
r-Sr.	Jacksonville, Fla./Sandalwood
Fr.	Bradenton, Fla./Lakewood Ranch
r-Sr.	Venice, Fla./Venice
Jr.	Pensacola, Fla./Pensacola
r-Sr.	Kapolei, Hawaii/Kamehameha
So.	Dade City, Fla./Tampa Catholic (Auburn/Colorado State)
r-Jr.	Huntsville, Texas/Huntsville (Kilgore College)
r-Fr.	Winter Park, Fla./Trinity Prep
r-Jr.	Venice, Fla./Venice
r-Jr.	Grapevine, Texas/Heritage
Sr.	Vacaville, Calif./Will C. Wood (Sacramento City College)
r-Fr.	Sanford, Fla./Seminole
Fr.	Kingsport, Tenn./Christ School
So.	Winter Haven, Fla./Winter Haven
r-Sr.	Pittsfield, Mass./Salisbury School (Wisconsin)
r-Sr.	Kahuku, Hawaii/Kahuku (BYU)
r-Sr.	Beckley, W.Va./Woodrow Wilson (Ava/Concord)
r-Sr.	Altamonte Springs, Fla./Lyman
r-Sr.	Honolulu, Hawaii/Hanalani (North Park)
Fr.	Vero Beach, Fla./Vero Beach
r-Sr.	Tampa, Fla./Sickles
r-Sr.	Clearwater, Fla./Clearwater Central Catholic
r-Fr.	Orlando, Fla./East River
Jr.	Chandler, Ariz./Hamilton
Fr.	Miami, Fla./IMG Academy
r-Fr.	East Lake, Fla./East Lake

COACHING STAFF

Head Coach:	Gus Malzahn (Henderson State, 1990)
Defensive Coordinator:	Travis Williams (Auburn, 2005)
Special Teams Coordinator/TES:	Brian Blackmon (Troy, 1996)
Co-Defensive Coordinator/Secondary:	David Gibbs (Colorado, 1990)
Offensive Line:	Herb Hand (Hamilton, 1990)
Co-Offensive Coordinator/RBs:	Tim Harris Jr. (Miami, 2008)
Defensive Ends/Rush:	Kenny Ingram (Arkansas State, 1999)
Co-Offensive Coordinator/QBs:	G.J. Kinne (Tulsa, 2011)
Defensive Tackles:	Kenny Martin (Western Kentucky, 2012)
Cornerbacks:	Addison Williams (South Carolina, 2010)
Wide Receivers:	Darrell Wyatt (Kansas State, 1989)
Analyst:	Darin Hinshaw (UCF, 1993)
Special Teams Analyst:	Ben Larson (Susquehanna, 2005)
Defensive Analyst:	Charles Moore (Tarleton State, 2014)
Head Coach Analyst:	Ross Newton (Samford, 2004)
Offensive Analyst:	Jesse Stone (Arkansas, 2015)
Graduate Assistant Coach:	Tucker Brown (Auburn, 2018)
Graduate Assistant Coach:	Darion Monroe (Tulane, 2016)
Graduate Assistant Coach:	Caleb Pickrell (Stillman, 2014)

Graduate Assistant Coach:	Tre' Williams (Auburn, 2017)
Director of Sports Performance:	Chris Dawson (Oklahoma, 1995)
Asst. Dir. of Sports Performance:	Andrew Shirek Espinoza (UW-Oshkosh)
Asst. Dir. of Sports Performance:	Miguel Carodine (Florida, 2011)
Asst. Dir. of Sports Performance:	Corey Meredith (Bethany, 2000)
Director of Football Operations:	SJ Tuohy (Loyola-Maryland, 2016)
Director of Player Personnel:	David Shumate (Alabama, 2012)
Director of Player Development:	Kareem Reid (UCF, 2006)
Director of On-Campus Recruiting:	Beth Burkett (Auburn, 2016)
Asst. Dir. of Recruiting:	Cole Heard (Jacksonville State, 2019)
Recruiting/Offensive Assistant:	Kam Martin (Auburn, 2019)
Personnel Assistant:	Zach Carter (UCF, 2020)
Operations Assistant:	Simon Pflum (Arkansas, 2020)
Dir. of Sports Medicine:	Mary Vander Heiden (UW-Eau Claire, 1998)
Dir. of Equipment Operations:	Rich Worner (West Virginia State, 1996)
Dir. of Performance Nutrition:	Ryan Jackson (Missouri, 2010)
Assistant AD, Video:	Brad Helton (East Tennessee State, 1994)
Executive Assistant:	Alyssa Fraley (UCF, 2017)



Gus Malzahn Era in UCF Football Launches in 2021

by John Heisler

There's a new look to UCF football in 2021—and it begins with ultra-successful new head coach Gus Malzahn.

The former Auburn head coach saw his Tiger teams produce 77 wins over the last eight seasons, all ending in bowl games—six of them of the New Year's Day variety. Malzahn helped Auburn finish unbeaten and win the national championship as the Tigers' offensive coordinator in 2010—then as head coach led Auburn to the Bowl Championship Series title game to cap the 2013 campaign, a Southeastern Conference title and two SEC West crowns.

Malzahn takes over a UCF program led by record-setting junior quarterback Dillon Gabriel, who paced the NCAA in passing last year (357.0 yards per game). Gabriel returns to headline a Knight football team that expects to continue as one of the most prolific offensive units in the nation again in 2021. UCF has ranked in the top eight nationally in both total offense and scoring each of the last three seasons, the only team in the country to accomplish that.

"From the outside looking in, I always felt like if the right guy got to UCF, stayed here and built it, everybody else would be in trouble," says Malzahn. "Now that I've been here awhile, I believe that even more—and I hope I'm that guy. You just feel the positive excitement when you go around campus. It's set up for success.

"Now we've got to go and do it—you've got to work. But there's so much potential here, and that's really exciting. The foundation is here—this has been a top 25 program. We want to get it to where we are a top 10 team on a consistent basis. We believe the future of college football is here at UCF."

The UCF football program has put itself in elite company thanks to three 10-win seasons in the last four years, 41 combined victories in that span, a record five straight postseason appearances (including two New Year's Six bowl games) and a pair of American Athletic Conference titles. The Knights, whose three-season victory total eclipses that of all but a handful of major-conference programs (Alabama, Georgia, LSU, Florida, Ohio State, Oklahoma and Clemson), also will seek to retool a defense that returns 10 players who started at least four times in 2020.

UCF in 2021 returns its starting quarterback, two of its top five ground-gainers, two of its top four pass-catchers, three of its top four tacklers—and its entire offensive line. Maybe the most noteworthy challenge involves retooling multiple offensive skill positions—as the Knights seek to replace their top three ground-gainers (Greg McCrae, Otis Anderson, and Bentavious Thompson, who combined for 1,827 yards and 19 TDs) and two of their top three receivers (Marlon Williams and Jacob Harris who combined for 101 catches and 18 TDs).

All that bodes well for a UCF team coming off a 6-4 record in 2020 (three defeats by a combined 12 points), finished off by a Boca Raton Bowl appearance. The Knights last year led the nation in fumbles recovered (with 13) and ranked second in total offense for the second straight year (568.1 yards per game, an all-time UCF and AAC high), fourth in passing (357.4 per game), fifth in turnover margin (plus-1.2 per game), seventh in first downs (283) and eighth in scoring (42.2 points per game).

UCF loses only three offensive starters and two more on defense. Among key offensive contributors lost are leading receiver and 2020 Pro Football Focus third-team All-American Williams (team-leading 71 catches for 1,039 yards and 10 TDs; 16 career starts), stalwart running backs Anderson (125 carries for 687 yards, 4 TDs; 2020 second-team All-AAC pick; 25 career starts) and McCrae (149 carries for 758 yards and 10 TDs; 11 career starts) and receivers Harris (30 for 539, 8 TDs; 11 career starts; third-round pick by Los Angeles Rams in 2021 NFL Draft) and Tre Nixon (108 career catches for 1,652 yards and 13 TDs; 30 career starts; missed six games in 2020 due to injury; seventh-round pick by New England Patriots).

Major defensive figures missing for 2021 are leading tackler and safety and three-time unanimous first-team All-AAC choice Richie Grant (72 tackles plus 3.5 TFL, 3 interceptions, 6 PBU; 33 career starts; second-round pick by Atlanta Falcons), nickelback and second-team All-AAC pick Aaron Robinson (41 tackles, team-high 7 pass-breakups; 19 career starts; third-round pick by New York Giants), defensive linemen Kenny Turnier (12 tackles, 7.5 TFL, team-high 4 sacks in 2020; 61 tackles, 23 TFL, 9.5 sacks, 10 career starts) and Randy Charlton (18 tackles, 4 TFL, 2 sacks, team-high 5 quarterback hurries in 2020; 67 career tackles, 10 career starts), linebacker Eric Mitchell (40 tackles, 2.5 TFL in 2020; 175 career tackles, including 77 in 2019; 10 career starts), safety Antwon Collier (150 career tackles; 20 career starts) and cornerback Tay Gowan (31 tackles, 8 PBU in 2019; sixth-round pick of Arizona Cardinals) who opted out of the 2020 season.

"We're going to build around our strengths and particularly build around the strengths of Dillon Gabriel on the offensive side," says Malzahn. "We're going to play fast—so there definitely could be some things that UCF has been successful with in the past that you will continue to see."

Pulling the strings for the UCF attack is Gabriel (248 of 413 passing for 3,570 yards, 32 TDs, 4 interceptions in 2020; first-team All-AAC by Pro Football Focus) who now has started 22 consecutive games and developed into one of the most productive quarterbacks in the nation. He already boasts one of the top career TD pass-to-interception ratios in the country (61 to 11)—with his two-year numbers featuring 484 of 811 passing (.596) for 7,223 yards, to go with 247 rushing yards and 6 TDs. Gabriel finished the 2020 season as the NCAA FBS active career leader in both passing yards (314.0) and total offense yards (324.3) per game. SportSource Analytics says UCF ranks fourth nationally in average quarterback rating over the last four years (behind only Alabama, Oklahoma and Ohio State).

Among top receiving targets are elusive redshirt junior and first-team All-AAC choice Jaylon Robinson (top returning pass-catcher with 55 for 979 yards, 6 TDs) plus speedy junior Ryan O'Keefe (20 for 391, 3 TDs) and junior Amari Johnson (3 for 26). Also back is 2019 and 2020 tight end starter Jake Hescock (10 for 53, 3 TDs in 2020), a redshirt senior. The Knights reinforced their receiving corps with transfers: sophomore Jaylon Griffin (Kilgore College in Texas), redshirt senior Brandon Johnson (79 receptions for 969 yards, 1 TD over 46 career games, including 15 starts, at Tennessee), sophomore Kaedin Robinson (ASA College in New York), redshirt sophomore Dionte Marks (he sat out 2020 after transferring from Florida), sixth-year senior Nate Craig-Myers (23 catches for 329 yards at Colorado State in 2019) and redshirt freshman



Jordan Johnson (he played in two games in 2020 at Notre Dame).

When the Knights run the football UCF fans are anxious to see more of redshirt sophomore RJ Harvey (he played in 5 games in 2020 after transferring from Virginia), junior Damarious Good (he played in all 10 games in 2020, carrying 4 times for 24 yards), sophomore Johnny Richardson (11 for 65, 1 TD), and redshirt junior Trillion Coles (he missed all of 2020 due to injury; 33 for 168 in 2019). Also a position group reloaded with transfers, Malzahn added Isaiah Bowser (334 rushes for 1,300 yards and seven TDs in three seasons at Northwestern) and Mark-Antony Richards (Three games as a freshman at Auburn in 2020).

The Knights will field a veteran and talented offensive line led by six individuals who combined to play the vast majority of snaps a year ago. Returning offensive starters up front are redshirt senior guard and first-team All-AAC pick Cole Schneider (34 career starts), redshirt sophomore and first-team All-AAC center Matthew Lee (started all 10 games in 2020), redshirt junior tackle Edward Collins (13 career starts) and redshirt senior tackle Marcus Tatum (started 5 times in 2020) and junior guard Lokahi Pauole (8 starts in 2020), along with redshirt senior Samuel Jackson who has played significant snaps with 17 career starts at both guard and tackle.

On the defensive line again look for a bevy of contributors, led by returning regulars redshirt senior tackle Anthony Montalvo (24 tackles, 5 TFL; 17 career starts), redshirt senior tackle Noah Hancock (16 tackles, 1.5 TFL; 7 career starts), redshirt junior end Landon Woodson (23 tackles, 5.5 TFL, 3 sacks) and junior end Tre'mon Morris-Brash (26 tackles, 6 TFL, 3.5 sacks). Also back are redshirt senior tackle Kalia Davis (27 tackles, 8 TFL, 3 sacks, 9 starts in 2019), who opted out of the 2020 campaign, redshirt senior end Stephon Zayas (18 tackles in 2019; 13 career starts), redshirt junior tackle Cam Goode (19 tackles, 7.5 TFL, 3 sacks; third-team All-AAC by PFF, fourth-team by Phil Steele) and sophomore end Josh Celisar (16 tackles, 4.5 TFL, 2 sacks).

A talented and experienced linebacking corps is led by senior Eriq Gilyard (59 tackles, team-high 8.5 TFL, team-high 3 forced fumbles; 23 career starts; fourth-team All-AAC by Phil Steele) and junior Tatum Bethune (57 tackles, 7 TFL; started 5 of last 7 games in 2020), both returning starters from 2020. Those two players rank as the top two returning tacklers from a year ago to the 2021 lineup. Far and away the other most experienced returnee is junior Jeremiah Jean-Baptiste (37 tackles in 2020).

The Knights started 11 different players in the secondary in 2020—and the experience gained by a corps of younger players will help offset the loss of productive veterans Grant, Aaron Robinson, Collier and Gowan from this unit. Cornerbacks in the mix will be sophomore Corey Thornton (30 tackles; he started all 10 games in 2020), sophomore Davonte Brown (23 tackles), three-time letter-winner and redshirt senior Zamari Maxwell (20 tackles; 9 career starts) and sophomore Justin Hodges (he started once among 7 appearances in 2020). At safety, look for senior returning regular Derek Gainous (46 tackles; second-team All-AAC by PFF), redshirt juniors Jermaine McMillian (25 tackles), Dyllon Lester (18 tackles) and Divaad Wilson (11 tackles from the nickelback spot), along with sophomore Quadric Bullard (12 tackles).

The Knights' special teams return sophomore punter Andrew Osteen (43.9-yard average in 2020; third-team All-AAC by both Phil Steele and PFF) and sophomore placekicker Daniel Obarski (12 of 17 on field goals in 2020) and redshirt junior snapper Alex Ward (third-team All-AAC by Phil Steele). The top name among kickoff returners again is O'Keefe (21.8-yard average in 2020), while UCF will seek to identify who will return punts—after no Knight player returned more than three last season.

RETURNING ALL-AAC HONOREES FROM 2020

Name	AAC	Phil Steele	PFF
WR Jaylon Robinson	1st team	1st team	HM
QB Dillon Gabriel	2nd team	2nd team	1st team
OG Cole Schneider	1st team	1st team	---
C Matthew Lee	1st team	1st team	---
RB Bentavious Thompson	---	---	2nd team
DT Cam Goode	---	4th team	3rd team
LB Eriq Gilyard	---	4th team	---
S Derek Gainous	---	---	2nd team
P Andrew Osteen	---	3rd team	3rd team
LS Alex Ward	---	3rd team	---

Transfers who have joined the Knights since the 2020 season ended include running backs Isaiah Bowser (Northwestern) Mark-Antony Richards (Auburn), wide receivers JaJuan Forte (Walsh), Jordan Johnson (Notre Dame), Brandon Johnson (Tennessee), Kaedin Robinson (ASA College in New York) and Jaylon Griffin (Kilgore College), and kickers Ryker Casey (Appalachian State) and Garin Boniol (Louisiana Tech). On the defensive side, additions include defensive linemen Big Kat Bryant (Auburn) and Ricky Barber (Western Kentucky), linebackers Bryson Armstrong (Kennesaw State) and Hirkley Latu (BYU) and defensive backs Marco Dorio (Auburn), Jaiden Francois (Nebraska) and Jarvis Ware (Missouri).

The Knights return 58 lettermen overall (26 offense, 28 defense, 4 special teams)—also including receivers Ke'von Ahmad, Justin Menard, Jarrod Baker and Cade Sims, linemen Brett Bell, Paul Rubelt and Mike Lofton, plus tight ends Zach Marsh-Wojan and Alec Holler. Additional defensive letter-winners back are linemen Keenan Hester, Austin Camden, Kervins Choute and Dallaz Corbitt, linebackers Quade Mosier and Derek Burns and defensive backs Alex Swenson, Jon Powell and Palmer Bachelder—plus punter/holder Alan Kervin.

Among lettermen returning are nine three-time letter-winners: Bell, Hescok and Schneider on offense, plus Gainous, Maxwell, Powell, Gilyard and Montalvo on defense. Four-year lettermen departing are Anderson, Collier, Grant, McCrae, Mitchell, Turnier and Williams. The half-dozen returning players who started all 10 games in 2020 are Collins, Lee, Gabriel and Jaylon Robinson on offense, Thornton and Montalvo on defense. Returning team leaders in career starts are Schneider (34), Gilyard (23), Gabriel (22), Jackson and Montalvo (17 each), Collins and Zayas (13 each), Hescok (11), Lee, Robinson and Thornton (10 each).

In addition to Davis, the other returnee who expect to play in 2021 after opting out of the 2020 season is redshirt senior cornerback Devunte Dawson.

The 2021 UCF schedule includes non-conference home dates with Boise State (Sept. 2), Sept. 11 vs. Bethune Cookman and Nov. 20 vs. former AAC rival Connecticut—plus a road date Sept. 17 at Louisville. The Knights head into that home opener versus Boise State having won 23 of their last 25 home games.

The Knights' AAC schedule for 2021 features home games against East Carolina (Oct. 9), Memphis (Friday, Oct. 22), Tulane (Nov. 6) and South Florida (Friday, Nov. 26)—to go with road dates at Navy (Oct. 2), Cincinnati (Oct. 16), Temple (Oct. 30) and SMU (Nov. 13).





COACHING STAFF

2021 UCF FOOTBALL



Gus **MALZAHN** head coach | first season

Gus Malzahn, who led Auburn to the Bowl Championship Series National Championship Game following the 2013 season in the first of eight straight years his Tigers qualified for bowl games, was named the ninth head football coach at UCF on Feb. 15, 2021.

In eight years as head football coach at Auburn, Gus Malzahn also led the Tigers to a Southeastern Conference Championship, two SEC West Division titles and six New Year's Day bowl selections among those eight postseason appearances.

Malzahn, 77-38 in nine seasons overall as a head coach, has helped teams to seven conference championship game appearances in his 15 seasons as a collegiate coach, including winning a pair of SEC Championships at Auburn (2010, 2013) and a Sun Belt Championship at Arkansas State in 2012. In the final Associated Press rankings his Auburn teams finished second (2013), 10th (2017), 22nd (2014) and 24th (2016).

"When I started the search process, it became very evident very quickly that, based on the conversations I had with the players last week and what they told me were looking for, Gus Malzahn was the guy for the job," said Mohajir. "He has won at every level, and he has coached a Heisman Trophy winner and NFL draft picks. There has never been a better time for Coach Malzahn to lead this program than right now."

"I'm thrilled to be the head coach at UCF, and I'm truly looking forward to being part of Knight Nation," said Malzahn. "It's exciting to be head of a program where the future is extremely bright. I will be hitting the ground running in terms of getting to know our team and everyone else connected with UCF. Our goal is to be ready to win championships."

HEAD COACHING RECORD

Year	School	Over.	Conf.
2012	Arkansas State	9-3	7-1
2013	Auburn	12-2	7-1
2014	Auburn	8-5	4-4
2015	Auburn	7-6	2-6
2016	Auburn	8-5	5-3
2017	Auburn	10-4	7-1
2018	Auburn	8-5	3-5
2019	Auburn	9-4	5-3
2020	Auburn	6-5	6-4

BOWL GAMES

Bowl	Result
2014 BCS National Championship	Auburn lost to Florida State, 34-31
2015 Outback Bowl	Auburn lost to Wisconsin, 34-31 (ot)
2015 Birmingham Bowl	Auburn defeated Memphis, 31-10
2017 Sugar Bowl	Auburn lost to Oklahoma, 35-19
2018 Chick-fil-A Peach Bowl	Auburn lost to UCF, 34-27
2018 Music City Bowl	Auburn defeated Purdue, 63-14
2020 Outback Bowl	Auburn lost to Minnesota, 31-24
2021 VRBO Citrus Bowl	Auburn lost to Northwestern 35-19

THE MALZAHN FILE

Hometown	Fort Smith, Arkansas
Education	Henderson State, 1990
Wife	Kristi
Children	Kylie and Kenzie

The 2013 Bear Bryant, Bobby Bowden, Eddie Robinson, Home Depot, Sporting News, SB Nation, Liberty Mutual and Associated Press National Coach of the Year, Malzahn earned SEC Coach-of-the-Year honors that season after guiding Auburn to the biggest turnaround in SEC history. He led the Tigers to a 12-2 record and one of the most memorable seasons in school history in 2013, with historic wins over Georgia and top-ranked Alabama and a record-setting SEC Championship Game win over fifth-ranked Missouri. He became just the third coach in SEC history to win an SEC title in his first year at a school, joining LSU's Bernie Moore in 1935 and Ole Miss' John Vaught in 1947.

The 34-28 victory over top-rated Alabama in 2013 came on a memorable 100-yard return of a Tide missed field goal on the final play of the game. Malzahn's Tiger squads also defeated seventh-ranked Texas A&M in 2013, seventh-rated Ole Miss in 2014, second-ranked Georgia and top-rated Alabama in 2017 and fifth-ranked Alabama in 2019.

After his eight seasons at Auburn, Malzahn qualified as the second-longest tenured head coach at one school in the SEC. He is one of only 10 active FBS head coaches to take a team to a national championship game. During his time with the Tigers, Auburn was one of only three SEC schools to play in multiple SEC Championships games and play for a national championship.

Malzahn has produced 15 1,000-yard rushers in 15 seasons as a college coach, including Heisman Trophy finalist Tre Mason (1,816) and Nick Marshall (1,068) in 2013 and Cameron-Artis Payne (1,608) in 2014. Kamryn Pettway ran for 1,123 yards in 2016 (despite missing significant time with injuries) and Kerryon Johnson led the SEC with 1,320 yards in 2017.

On three occasions, Malzahn has had two 1,000-yard rushers in the same season: 2013 and 2010 (both Auburn) and 2006 (Arkansas). Malzahn has also coached five 1,000-yard receivers and three 3,000-yard passers. His 2007 Tulsa team had three 1,000-yard receivers.

During Malzahn's eight years at Auburn, the Tigers had the top rushing offense in the SEC, averaging 228.6 yards per game. In 2013, Auburn led the nation in rushing at 328.3 yards per game, the first SEC team to do so. Three of the top six team rushing totals in SEC history (2010, 2013, 2016) came under Malzahn's leadership. Auburn became just the second team in SEC history to gain more than 7,000 yards of total offense in a season in 2013, finishing the year with 7,018 yards (also Texas A&M in 2012).

The Tigers set a school record with 48 rushing touchdowns in 2013 and set a school record against SEC opponents with 677 yards of total offense versus Missouri in the SEC Championship Game. The Tigers set SEC Championship Game team records with 26 rushing first downs, 74 rushing attempts, 545 rushing yards and seven rushing TDs.



Tre Mason, a Heisman Trophy finalist and 2013 SEC Player of the Year, ranked third in the nation with 23 TDs, was fifth nationally with 1,816 yards rushing, sixth with 10.7 points per game, sixth with 169.57 all-purpose yards per game and eighth with 129.7 rushing yards per game. Mason set the Auburn single-season record with 1,816 rushing yards and 2,374 all-purpose yards and was second with 317 rushing attempts. His 46 rushing attempts and 304 rushing yards vs. No. 5 Missouri set SEC Championship Game records and fell three yards shy of the Auburn record.

In Malzahn's eight seasons 32 players were selected in the National Football League draft, including four first-round draft picks—including Derrick Brown (No. 7) and Noah Igbinoghene (No. 30) in the 2020 NFL Draft. Malzahn's other first-round picks include Greg Robinson (No. 2 overall) and Dee Ford (No. 23) in the 2014 draft. In the last two drafts, 12 Auburn players have been drafted, the most for the Tigers in a two-year span in the common draft era.

Malzahn coached 14 All-Americans as head coach at Auburn, including consensus selections center Reese Dismukes (2014) and defensive lineman Derrick Brown (2019). Brown won the Lott IMPACT Trophy in 2019, while Dismukes was named the 2014 Rimington Award winner as the nation's top center.

The Tigers faced the nation's most difficult schedule collectively during Malzahn's eight years at Auburn, facing 38 ranked opponents, including 21 in the top 10. Auburn was the nation's only program in 2016 to face both the No. 1- and No. 2-ranked programs and in 2017 it faced three of the four College Football Playoff semifinalists a total of four times, earning two wins. Malzahn and his coaching proved highly successful on the recruiting trail, recording five consecutive top-10 nationally ranked recruiting classes, a first in Auburn history. Six of his eight recruiting classes rated in the top 11 nationally.

Malzahn, who won the Broyles Award as the nation's top assistant coach in 2010 while helping the Tigers to the national title, returned to Auburn after serving as the head coach at Arkansas State in 2012 when he led the program to a 9-3 regular-season mark and the Sun Belt Conference title. Malzahn was named the Red Wolves' vice chancellor and director of athletics in the middle of that 2012 season and remained in that role until coming to UCF last week.

As offensive coordinator, Malzahn made an immediate impact during his tenure at Auburn, highlighted by a record-setting offense in 2010 when the Tigers finished 14-0 and claimed the school's first national title since 1957. Malzahn's arrival in 2009 and style of offense marked a drastic turnaround from the 2008 season when Auburn struggled offensively. In a two-year period, the Tigers improved from a tie for 110th to seventh in the nation in scoring offense (from 17.3 to 41.2) and from 104th to seventh in total offense.

The 2010 Auburn offense set nine school records, while leading the SEC and finished in the top 10 nationally in six statistical categories. He coached Heisman Trophy winner Cam Newton, who had one of the best single-season performances at the position in college football history. Newton threw for 2,908 yards and 30 TDs, while rushing for 1,586 yards and 20 TDs. Newton, the No. 1 overall draft pick in the 2011 NFL Draft, also won the Davey O'Brien, Manning and Maxwell Award.

PLAYING EXPERIENCE

1984-85	Arkansas (wide receiver)
1988-89	Henderson State (receiver, punter)

COACHING EXPERIENCE

1991-95	Hughes (Ark.) High School
	<i>Defensive Coordinator (1991)</i>
	<i>Head Coach (1992-95)</i>
1996-2000	Shiloh (Ark.) High School
	<i>Head Coach</i>
2001-05	Springdale (Ark.) High School
	<i>Head Coach</i>
2006	Arkansas
	<i>Offensive Coordinator/Wide Receivers</i>
2007-08	Tulsa
	<i>Assistant Head Coach</i>
	<i>Co-Offensive Coordinator/Quarterbacks</i>
2009-11	Auburn
	<i>Offensive Coordinator/Quarterbacks</i>
2012	Arkansas State
	<i>Head Coach</i>
2013-20	Auburn
	<i>Head Coach</i>
2021	UCF
	<i>Head Coach</i>

During two seasons (2007-08) as assistant head coach and co-offensive coordinator at Tulsa, Malzahn's offenses were among the nation's finest, ranking first nationally in total offense. Tulsa's offense in 2007 established nine team and 12 individual school records. The 2008 Tulsa offense averaged 569.9 yards per game and was second nationally, averaging 47.2 points per games. Malzahn in 2006 spent one season at Arkansas as offensive coordinator, coaching Heisman Trophy runner-up Darren McFadden and helping the SEC West champion Razorbacks finish fourth nationally in rushing offense.

Malzahn's coaching career began in his home state of Arkansas at the high school level. In 14 seasons as a high school head coach, Malzahn led seven teams to the state championship game and won three titles. In July 2013, he was inducted into the Arkansas High School Sports Hall of Fame. After one year as defensive coordinator in 1991 he spent four years (1992-95) as head coach at Hughes (Arkansas) High School, five years (1996-2000) as head coach at Shiloh (Arkansas) High School and five years (2001-05) as head coach at Springdale (Arkansas) High School.

Born in Irving, Texas, Malzahn graduated from high school in Fort Smith, Arkansas, and played football at Arkansas (wide receiver in 1984-85) and Henderson State (receiver and punter in 1988-89), earning his bachelor's degree from Henderson State in 1990. As a player he helped the Razorbacks to the 1984 Liberty Bowl and the 1985 Holiday Bowl (a win over Arizona State).

Malzahn and his wife Kristi (Otwell) are parents of two daughters, Kylie (Collin) Peek and Kenzie (Charl) Stander.



Brian **BLACKMON**

special teams coordinator/tight ends | first season

Brian Blackmon, a former member of Gus Malzahn's Auburn football staff and one of the most successful and respected high school coaches in the state of Alabama, rejoined Malzahn at UCF as the Knights' special teams coordinator and tight ends coach on Feb. 21, 2021.

Blackmon in 2020 concluded his third season on the Troy football staff. He

added the role of special teams coordinator prior to the 2019 season after coaching Troy's tight ends and S-backs in 2018. Blackmon also coached the Trojan running backs in 2019 and then in 2020 worked exclusively with special teams. He joined the Troy staff following one season as an offensive analyst under Malzahn at Auburn after a 21-year career at Opelika High School.

In 2020, Troy finished 19th in punt-return defense (2.91 yards each), led the Sun Belt Conference (ranking 28th nationally) in net punting at 40.63 and blocked three kicks. Punter Jack Martin was a first-team All-Sun Belt pick as he led the country with his 45.8 net punting average while his 46.1 per-punt average was sixth nationally. Martin allowed just four returns on his punts for a total of seven yards, while having no touchbacks and 52 percent fair catches.

In one season coaching the running backs in 2019 Blackmon was dealt one of the most difficult hands in the country as Troy lost Sun Belt Conference Preseason Offensive Player of the Year B.J. Smith and two other running backs in week two to injury. He mentored Smith's replacement, DK Billingsley, toward a season where he rushed for 901 yards and 10 touchdowns.

Troy was once again one of the top special teams units in the country in 2019, ranking 17th in opponent kickoff return yards limiting returns to just a 17.85-yard average. Troy was successful in all phases in which Blackmon had a hand in during his initial season with the Trojans. He played a vital role in Troy's special teams units, and the Trojans finished the season ranked number one in the country according to ESPN's special teams efficiency rating.

Blackmon also assisted with the Trojan special teams in 2018 as Troy finished fourth nationally in net punting. Tyler Sumpter set the school record by averaging 45.1 yards per punt (11th nationally), and the Trojans were ninth in the country averaging 25.0 yards per kickoff return. Sumpter finished one field goal shy of setting the school record with 18 makes on the year, and the Trojans were one of just 24 teams nationally to not allow a blocked kick.



COACHING EXPERIENCE

1996-2016	Opelika (Alabama) High School
	<i>Offensive Coordinator (1996-2008)</i>
	<i>Head Coach (2009-16)</i>
2017	Auburn
	<i>Offensive Analyst</i>
2018-20	Troy
	<i>Tight Ends/S-Backs (2018)</i>
	<i>Running Backs/Special Teams Coordinator (2019)</i>
	<i>Special Teams Coordinator (2020)</i>
2021	UCF
	<i>Special Teams Coordinator/Tight Ends</i>

Blackmon's first season at Troy in 2018 resulted in a 10-3 overall record, a victory at Nebraska and the Trojans' third straight bowl victory (42-32 over Buffalo in the Dollar General Bowl in Mobile). Smith turned in the fourth-best rushing season in school history with 1,186 yards (second in the Sun Belt) behind the blocking of Troy's tight ends and S-backs.

In Blackmon's lone season with the Tigers and Malzahn, Auburn's offense ranked in the top 30 nationally in total offense, rushing, pass efficiency and scoring as the Tigers won the Southeastern Conference West Division and played in the SEC Championship Game. Running back Kerryon Johnson was named the SEC Offensive Player of the Year and Auburn finished the season with a Peach Bowl appearance against UCF after knocking off a pair of No. 1 teams-- Georgia and Alabama--over the regular season's final three weeks.

Blackmon served as head coach of the Opelika football program in his final eight seasons (2009-16) at the school, while also serving as the athletics director during the same time period before leaving for Auburn in February 2017.

Opelika advanced to a pair of Alabama 6A state championship games (2012 and 2016), and the Bulldogs compiled a 69-25 record during Blackmon's tenure. He was honored as the 6A Coach of the Year in 2012 by the Alabama Sports Writers Association, the Alabama Football Coaches Association, the Opelika-Auburn News, Columbus SportsVision and AL.com.

The Bulldogs won three consecutive region championships and advanced to the playoffs in seven of his eight seasons as head coach. Blackmon left Opelika as the third-winningest coach in the then-99-year history of the high school.

He has served as president of the Alabama High School Athletic Directors and Coaches Association and on the advisory, Hall of Fame, reclassification and all-star selection committees of the Alabama High School Athletic Association. Additionally, he served on the high school task force of USA Football and as a district board member of the Alabama Football Coaches Association.

Blackmon spent his first 13 years at Opelika as the offensive coordinator under legendary head coach Spence McCracken. He also served as assistant athletics director from 2001-08 and coached the soccer, wrestling and golf teams during his career at Opelika. He was named the Alabama Assistant Coach of the Year following the 2004 season and was a consistent figure on the coaching staffs of the Alabama-Mississippi and North-South all-star games.

A graduate of Robert E. Lee High School in Montgomery, Alabama, Blackmon was part of the 1991 state champion football team and was inducted into the school's hall of fame in 2017. Blackmon played one season at North Alabama before transferring to Troy to complete his studies.

Blackmon earned his bachelor's degree in accounting from Troy in 1996 and a master's degree in business education from Auburn in 1998. He and his wife Kellie have two children--Cade, a quarterback at Samford, and Carlyle.



David **GIBBS**

co-defensive coordinator/secondary | first season

David Gibbs, a 27-year veteran of the coaching industry, including 11 seasons as a defensive coordinator in the college ranks and nine seasons as a defensive backs coach for three different National Football League teams, was named co-defensive coordinator and secondary coach on Gus Malzahn's UCF football coaching staff on Feb. 18, 2021.

Gibbs was the secondary coach at Missouri the last two years (2019-20) after spending four seasons as defensive coordinator (2015-18) at Texas Tech, where his defenses became known as one of the top turnover-creating units in the country.

Mizzou's defense in 2019 allowed the fewest first downs (195) of any Football Bowl Subdivision program while also ranking sixth nationally in pass defense (179.3 yards per game) under Gibbs. The Tigers were ninth in pass efficiency defense, 14th in total defense (312.0) and 16th in scoring defense (19.4).

In 2017, Texas Tech led the Big 12 Conference and ranked sixth nationally with 29 forced turnovers, including four defensive scores, most by a Texas Tech defense since 2001. From 2013-17, Gibbs' defenses at Tech and Houston forced a combined 140 turnovers, tied for most in the nation among any defensive coordinator during that five-year span.

Gibbs previously served as defensive coordinator at Minnesota (1997-2000), Auburn (2005) and Houston (2013-14) and also took over as interim head coach for the Cougars' appearance in the 2015 Armed Forces Bowl. In that game, Gibbs' team posted the biggest fourth-quarter comeback win in bowl game history, overcoming a 31-6 deficit with just 11 minutes remaining to notch a thrilling 35-34 victory over Pittsburgh.

In his first season at the helm of the Red Raider defense, Gibbs preached the importance of forcing turnovers and the effects showed as Tech went from a minus-13 turnover margin in 2014 to plus-two in 2015. The Red Raiders picked off 15 passes and recovered 10 fumbles in 2015, a year after forcing just 15 turnovers altogether.

Gibbs quickly changed the defensive culture at Houston shortly after his arrival prior to the 2013 season. The Cougars ranked as the third-most improved scoring defense nationally and ranked 20th in the country after allowing 21.8 points per game, a significant improvement from the 36 points per game Houston surrendered in 2012.

The 2013 Houston defense led the nation with 43 turnovers forced to help lead the Cougars to a nation's best plus-25 turnover margin. Trevon Stewart led the nation and set a Houston record with six fumble recoveries, while Adrian McDonald led the American Athletic Conference with six interceptions.

The dramatic defensive overhaul under Gibbs continued in 2014 as Houston finished the regular season ranked 11th nationally in scoring



COACHING EXPERIENCE

1991-92	Oklahoma
	<i>Graduate Assistant</i>
1993-94	Colorado
	<i>Graduate Assistant</i>
1995-96	Kansas
	<i>Defensive Backs</i>
1997-2000	Minnesota
	<i>Defensive Coordinator</i>
2001-04	Denver Broncos
	<i>Defensive Backs</i>
2005	Auburn
	<i>Defensive Coordinator</i>
2006-08	Kansas City Chiefs
	<i>Defensive Backs</i>
2009-10	Houston Texans
	<i>Defensive Backs</i>
2012	Virginia Destroyers (NFL)
	<i>Defensive Backs</i>
2013-14	Houston
	<i>Defensive Coordinator</i>
	<i>Interim Head Coach (2014 Armed Forces Bowl)</i>
2015-18	Texas Tech
	<i>Defensive Coordinator</i>
2019-20	Missouri
	<i>Defensive Backs</i>
2021	UCF
	<i>Defensive Coordinator/Secondary</i>

defense at 19.5 points per game and 19th nationally in total defense at 334.6 yards per game. The Houston defense was fifth nationally with 30 takeaways, including 19 interceptions (sixth nationally).

Prior to Houston, Gibbs' last collegiate coaching stop was in 2005 when he served as defensive coordinator at Auburn. The Tiger defense ranked sixth nationally in scoring defense, allowing just 15.5 points per game that season, while ranking 11th in sacks (39) and 16th in third-down defense.

On the professional level, Gibbs spent a combined nine seasons in Denver, Kansas City and Houston as a defensive backs coach. Teams sporting Gibbs on staff finished in the top 12 of total defense five times and advanced to the NFL Playoffs on three occasions. Three players under Gibbs earned NFL Pro Bowl selections--Champ Bailey, John Lynch and Deltha O'Neal.

Prior to joining the professional ranks, Gibbs became the youngest coordinator on the Football Bowl Subdivision level at the time as the then-29-year-old took over as defensive coordinator at Minnesota in 1997. Gibbs improved a Minnesota defense that had ranked last in the Big Ten in 1996 to one ranked eighth in the nation in pass efficiency defense and scoring defense by 1999.

Under Gibbs' tutelage, Tyrone Carter won the 1999 Jim Thorpe Award and back-to-back All-America honors in 1998 and 1999. Defensive end Lamanzer Williams earned All-America honors in 1997 as Gibbs' defense produced an All-American in three straight seasons for the first time at Minnesota since 1961-63.

Gibbs earned his first full-time coaching position in 1995 at the University of Kansas, where he coached the program's defensive backs. The Jayhawks advanced to just their eighth bowl game in program history in Gibbs' first year when they defeated UCLA in the Aloha Bowl. Gibbs earned his first coaching opportunity with back-to-back two-year stints as a graduate assistant at both Colorado and Oklahoma.

The Auburn, Alabama, native was a four-year letterman at the University of Colorado from 1987-90. He started at defensive back for the 1990 national-title winning Colorado team and the 11-1 1989 team that finished fourth nationally in the final polls. Gibbs graduated from Colorado in 1990, earning Academic All-Big Eight honors as a senior.

Gibbs and his wife, Debbie, are the parents of two children--a son, Hudson, and a daughter, Charlie Grace.



Herb**HAND**

offensive line | first season

Herb Hand, who worked with Gus Malzahn at Tulsa in 2007-08 when they produced the number-one offense in the country and also coached the Auburn offensive line that helped the Tigers rank as one of three finalists for the 2017 Joe Moore Award as the top offensive line in the nation, joined Malzahn's UCF football staff as the Knights' offensive line coach on Feb. 18, 2021.

Hand had most recently spent three seasons as co-offensive coordinator and offensive line coach at Texas, and enjoyed great success in stints at Auburn, Penn State, Vanderbilt, West Virginia and Tulsa. He has coached in offenses that produced all-time leading rushers at West Virginia, Tulsa and Vanderbilt.

In both 2020 and 2019, both Texas center Zach Shackelford and left tackle Samuel Cosmi earned All-Big 12 honors. Cosmi was a unanimous first-team all-league pick in 2020 and went on to earn third-team All-America honors from the Associated Press. In his three years at Texas, Hand saw nine offensive linemen earn All-Big 12 recognition.

After Hand's unit paved the way for Texas to rush for 231 yards against 11th-ranked Utah in the 2019 Valero Alamo Bowl, the Longhorns' offensive line received All-Bowl recognition from Sports Illustrated. Cosmi was recognized individually by the Associated Press and ESPN as an All-Bowl performer for his Alamo Bowl showing.

In 2018, all five starting offensive linemen garnered All-Big 12 honors, led by center Shackelford's first-team recognition (AP) and second-team honors (coaches). Calvin Anderson, Elijah Rodriguez and Patrick Vahe were honorable mention, while Cosmi received votes as the Big 12 Offensive Freshman of the Year and was a freshman All-American.

Hand has worked with programs that produced six conference championships in addition to three division championships. Offenses Hand has coached on have produced all-time leading rushers at three different schools including West Virginia, Tulsa and Vanderbilt.

A three-time finalist for Offensive Line Coach of the Year by Football Scoop (2008, 2016-17), Hand was also co-coordinator for an offense that led the nation in total offense for two consecutive years (2007-08) at Tulsa, one of which is the only offense to feature a 5,000-yard passer, a 1,000-yard rusher and three 1,000 yard receivers (2007). He has also coached five Freshman All-Americans.

Hand came to Austin from Auburn, where he served for two seasons as offensive line coach under Malzahn, whom he was previously co-coordinator with at Tulsa. While at Auburn, Hand's offensive line was named one of three finalists for the Joe Moore Award (nation's top offensive line) in 2017, and the unit was a semifinalist for the award in 2016. During that time, along with his time at Vanderbilt, he coached players who earned 11 Southeastern Conference Offensive Lineman of the Week Awards.

In 2017, Auburn ranked in the top 30 in the nation in total offense (26th/451.6 yards per game), scoring offense (27th/33.9) and rushing offense (26th/218.3), while ranking sixth in completion percentage (.668) and 15th in third-down conversion percentage (.455). The Tigers' balanced offense was one of only five nationally to average at least 230 yards passing and 215 yards rushing per game, along with Louisville, Oklahoma, Ohio State and South Florida. Auburn's eight 40-point games during the season set a school single-season record.

Under Hand, right guard Braden Smith earned All-America honors from all NCAA-recognized outlets including a first-team nod from the Associated Press, and a second-team selection from all others (WCFF, FWAA, AFCA and Sporting News). Smith also earned the SEC's Jacobs Blocking Trophy, as the top blocker in the conference, along with being named first-team All-SEC by both the league's coaches and the Associated Press. Along with Smith, left tackle Austin Golson was tabbed third-team All-SEC by Phil Steele. The line paved the way for running back Kerryon Johnson to rank 15th nationally in rushing yards per game (115.9) and ninth in rushing TDs (18), while being named SEC Offensive Player of the Year and second-team All-America.



COACHING EXPERIENCE

1991-93	West Virginia Wesleyan
	<i>Graduate Assistant</i>
1994-96	Glenville State
	<i>Defensive Coordinator</i>
1997-98	Concord College
	<i>Defensive Coordinator/Special Teams Coordinator</i>
1999-2000	Clemson
	<i>Offensive Graduate Assistant</i>
2001-06	West Virginia
	<i>Tight Ends/Recruiting Coordinator</i>
2007-09	Tulsa
	<i>Assistant Head Coach/Offensive Coordinator/Offensive Line</i>
2010-13	Vanderbilt
	<i>Offensive Line</i>
	<i>Run Game Coordinator (2013)</i>
2014-15	Penn State
	<i>Offensive Line/Run Game Coordinator</i>
2016-17	Auburn
	<i>Offensive Line</i>
2018-20	Texas
	<i>Co-Offensive Coordinator/Offensive Line</i>
2021	UCF
	<i>Offensive Line</i>

In 2016, Auburn led the SEC and was sixth nationally in rushing with 271.3 yards per game. Both the scoring offense and total offense ranked in the Top 50 in the nation. Two offensive linemen in Smith and left guard Alex Kozan garnered second-team All-America honors and both were first-team All-SEC selections. Right tackle Robert Leff also took home All-SEC recognition. The offensive line was a semifinalist for the Joe Moore Award, and Hand was a finalist for Football Scoop's Offensive Line Coach of the Year award. The line cleared the way for running back Kamryn Pettway to lead the SEC and rank 11th in the nation in rushing yards per game (122.4 yards per game). Auburn finished 2016 with an 8-5 record and an appearance in the Allstate Sugar Bowl.

Hand went to Auburn after two seasons at Penn State as the run game coordinator and offensive line coach. In 2015, the unit blocked for Big Ten Freshman of the Year Saquon Barkley as he set Penn State's freshman rushing record with 1,076 yards. In 2014, Hand's young offensive line steadily improved and produced second-round NFL Draft pick Donovan Smith, who was chosen by Tampa Bay.

Hand coached the offensive line at Vanderbilt from 2010-13, adding run game coordinator duties in 2013. In 2013, Vanderbilt's offensive line blocked for 34 rushing touchdowns, including a school-record 14 by running back Jerron Seymour. Hand helped Wesley Johnson earn All-SEC honors in 2012 and 2013 and then end up selected in the fifth round of the 2014 NFL Draft by the Pittsburgh Steelers. Hand's 2011-12 offensive lines were instrumental in Zac Stacy breaking the Vanderbilt season and career (3,143 yards) rushing records at that time.

Prior to Vanderbilt, Hand worked three years at Tulsa, serving as assistant head coach, offensive coordinator and offensive line coach. Hand helped guide Tulsa to consecutive GMAC Bowl appearances behind one of the NCAA's most explosive spread offenses, while mentoring four Freshman All-Americans. As Tulsa's co-offensive coordinator with Malzahn, Hand coached an offensive line that paved the way for the nation's top-ranked offense in 2007 and 2008. He was a finalist for national offensive line coach of the year in 2008.

In 2007, the offense became the only one in NCAA history to feature a 5,000-yard passer, a 1,000-yard rusher and three 1,000-yard receivers. Quarterback Paul Smith passed for 5,065 yards, while running back Tarrion Adams rushed for 1,225 yards, and the trio of Brennan Marion (1,244), Trae Johnson (1,088) and Charles Clay (1,024) each topped 1,000 receiving yards. As a whole, the offense led the nation with 543.9 total yards per game, was third with 371.0 passing yards per game and sixth with 41.1 points per game. A year later, the offense averaged 569.9 total yards per game, while ranking in the top 10 in both rushing (fifth/268.0 yards per game) and passing (ninth/301.9) offense. The scoring offense ranked second with 47.2 points per game.

Hand spent six successful years at West Virginia, serving as tight ends coach and recruiting coordinator. Hand helped the Mountaineers win three Big East Conference titles and go to five straight bowl games during the span, including a 38-35 victory over SEC champion Georgia in the 2006 Sugar Bowl. In 2006, West Virginia finished with an 11-2 record and had an offense that ranked second nationally in rushing, third in scoring, and fourth in total offense.

Prior to West Virginia, Hand served as an offensive graduate assistant at Clemson for two seasons (1999-2000), as the Tigers participated in the 1999 Peach Bowl and 2001 Gator Bowl. Before that, he served as defensive coordinator and special teams coordinator at Concord College in West Virginia. He also was defensive coordinator at another WVIAC program, Glenville State, where he helped the Pioneers win three WVIAC Championships.

Hand earned his bachelor's degree in history from Hamilton College in 1990, where he was a three-year starter on the offensive line for the Continentals, serving as team captain and earning All-NESCAC honors in 1989. He earned a master's degree in business administration in 1993 from West Virginia Wesleyan while serving as a graduate assistant.

A native of Westmoreland, New York, Hand and his wife, Debbie, have three children—sons Trey and Cade and a daughter, Bailey.



Tim **HARRIS JR.**

co-offensive coordinator/running backs | first season

Tim Harris Jr., an integral part of Florida International's football success the last half-dozen years as running back coach and recently promoted to offensive coordinator and play-caller, was named co-offensive coordinator and running back coach on Gus Malzahn's new football coaching staff at UCF on Feb. 21, 2021.

In 2020 Harris Jr. tutored a Florida International running attack led by Phil Steele third-team all-league selection D'vonte Price, the league leader in rush yards per carry (6.84). Price also ranked 11th in the nation for rush yards per game this past season, after averaging 116.2 yards per contest. He also finished over the century mark for rushing in all but one game in 2020, while earning a career-high 178 yards rushing against Florida Atlantic.

Harris oversaw a balanced rushing attack in 2019 that produced a pair of NFL rookie free agents in Anthony Jones and Napoleon Maxwell. The duo's highlight of the season came in the win over Charlotte, as Jones (117) and Maxwell (114) rushed over the century mark. It was just the seventh game in Florida International history that the Panthers had at least two players go over 100 yards rushing in the same game. Harris has overseen five of Florida International's seven games in program history with two or more running backs over the century mark. Jones continued his success over the course of the season as he strung together a streak of three games over 100 yards rushing, becoming just the second Panther ever to achieve that feat.

During the 2018 season, Harris Jr. developed his unit into one of the most productive ground attacks in Conference USA and one of the most successful in program history. Florida International broke the school's single season record for rushing touchdowns (27) and rush yards per carry (4.8), while also logging the second-most rushing yards (2,286) in program history and the second-highest rush yards per game (175.8).

In 2018 Florida International finished third overall in Conference USA in total rushing yards, rush yards per game, and rushing touchdowns, while also averaging the second-highest rush yards per carry in the conference. Under Harris, running backs Anthony Jones and Napoleon Maxwell finished first and third on the team with eight and seven touchdowns, respectively. Harris developed junior running back Anthony Jones into a 2018 All-Conference USA honorable mention selection despite only having him available for six games. Harris implemented a balanced ground attack that helped running backs Maxwell, Price, and Shawndarrius Phillips all finish with a top 20 ranking in Conference USA rushing yards. Maxwell and Price also finished third and fourth on the team, respectively, with 771 and 743 all-purpose yards.

The 2017 season was a banner year for the Panther offense, with Florida International amassing 5,100 total yards to come just 37 yards shy of setting a program record. Florida International scored 333 points in 2017, which ranked second in program history for a single season.

COACHING EXPERIENCE

2009-14	Booker T. Washington (Florida) High School
	<i>Offensive Coordinator/Receivers/Quarterbacks (2009-13)</i>
	<i>Head Coach (2014)</i>
2015-21	Florida International
	<i>Running Backs (2015-20)</i>
	<i>Offensive Coordinator/Running Backs (2021)</i>
2021	UCF
	<i>Co-Offensive Coordinator/Running Backs</i>

The Panthers were masters at moving the chains as well, with Florida International setting a school record for most first downs (269) in a season. Florida International also ranked first in the NCAA for red zone offense, after scoring on 40 of 41 attempts (97.6%).

On the ground, the Panthers earned the second-most rushing touchdowns (20), yards (2,069) and yards per game (159.2) in school history, while earning nine games over the century mark as a team. Overall, Florida International finished with four games over 200 yards on the ground, while the 379 yards against Massachusetts ranks as the third-most for a single-game in school history. Under Harris Jr.'s guidance, three players gained over 450 yards rushing in 2017 with Alex Gardner leading the running back stable with 719 yards on the ground.

Harris Jr., came to Florida International after one year as the head coach of Booker T. Washington High School in 2014. In his first season as head coach, Harris Jr., the Class 4A Coach of the Year and the son of legendary Washington coach and two-time Florida Dairy Farmers Coach-of-the-Year Tim "Ice" Harris (2012, 2013), led the Tornadoes to their second-straight 14-0 record, their third-straight Florida 4A state title and a No. 2 final national ranking (USA Today). The Tornadoes capped the title run with a 54-35 state championship win over Jacksonville Bolles. Harris Jr., was named the 2014 Florida Dairy Farmers Football Coach of the Year, the 2014 Miami Dolphins George Smith South Florida High School Football Coach of the Year, the 2014 NIKE Football State Coach of the Year and a finalist for the 2014 U.S. Army All-American National Coach of the Year.

Prior to taking over the reins in 2014, Harris Jr., was the offensive coordinator for the Tornadoes for five seasons. During that time he also coached wide receivers and quarterbacks. In 2013, Harris, Jr., helped Booker T. Washington win the 2013 national championship, averaging 41.9 points per game. He also served as the Tornadoes' head track and field coach from 2010-2014. During that time, Harris Jr., won the 2014 Florida 2A Boys Track & Field State Championships and was the state runner-up in 2013. He was awarded the Miami-Dade County Boys Track & Field Coach of the Year in 2013.

Harris Jr., was a four-time NCAA All-American and Atlantic Coast Conference champion for the University of Miami's track and field team. He earned a degree in English and creative writing from Miami in 2008.





Kenny **INGRAM**

defensive ends/rush | first season

Kenny Ingram, a veteran defensive coach and former member of Gus Malzahn's Auburn football staff, joined Malzahn's UCF coaching staff as a defensive assistant on Feb. 24, 2021.

He previously coached at Arkansas State under Malzahn, helping the Red Wolves win the 2012 Sun Belt Conference title as the team's

defensive line coach. Ingram most recently assisted the Arkansas State defensive interior line during the 2020 campaign, after coaching defensive tackles at Arkansas in 2019.

Ingram also served as director of player relations at Auburn under Malzahn in 2017-18 in his second stint with the Tigers and UCF's new head coach. He held that same position in 2013-14 at Auburn.

Ingram's years at Auburn featured postseason bowl appearances every season—including the Bowl Championship Series national title game after the 2013 campaign. In between stops at Auburn, he coached the defensive tackles at Cincinnati in 2015 and 2016 under Tommy Tuberville—with the Bearcats advancing to the Hawai'i Bowl in 2015.

Ingram began his collegiate career at Tennessee State in 2005 as the Tigers' defensive line coach. He quickly moved back to his hometown of Memphis in 2006, taking over the linebackers for the University of Memphis before being named defensive coordinator in 2009. While at Memphis, he helped the Tigers to the 2007 New Orleans Bowl and 2008 St. Petersburg Bowl.

Prior to his collegiate coaching career, Ingram was the head coach at Melrose High School in Memphis from 2002-04. He led the Golden Wildcats to a 37-4 overall record after serving as the assistant head coach and defensive coordinator. He was a three-time regional coach of the year and the Memphis Commercial Appeal's 2004 Coach of the Year for Metro Memphis. He led the school to one appearance in the state finals and a pair of appearances in the state semifinals.

COACHING EXPERIENCE

2001-04	Melrose (Tennessee) High School
	<i>Assistant Head Coach/Defensive Coordinator (2001)</i>
	<i>Head Coach (2002-04)</i>
2005	Tennessee State
	<i>Defensive Line</i>
2006-09	Memphis
	<i>Linebackers (2006-08)</i>
	<i>Defensive Coordinator/Linebackers (2009)</i>
2011-12	Arkansas State
	<i>Interim Defensive Assistant Coach (2011)</i>
	<i>Defensive Line (2012)</i>
2013-14	Auburn
	<i>Director of Player Development</i>
2015-16	Cincinnati
	<i>Defensive Line</i>
2017-18	Auburn
	<i>Director of Player Relations</i>
2019	Arkansas
	<i>Defensive Tackles</i>
2020	Arkansas State
	<i>Volunteer Assistant</i>
2021	UCF
	<i>Defensive Assistant Coach</i>

He was selected to serve as the Liberty Bowl All-Star Game defensive coordinator in 2003 and was a member of the Tennessee East-West Shrine All-Star Game coaching staff that same season. He was an assistant coach for the Tennessee-Kentucky All-Star Game in 2004. Ingram taught and coached at Corry Middle School in Memphis and worked in the Youth Habilitation Center prior to moving to Melrose.

Ingram starred in football at Whitehaven High School in Memphis, then was a four-year letterman at Arkansas State, serving as team co-captain in 1992. At Arkansas State, Ingram played for head coach Steve Caldwell. He received his bachelor's degree in political science in 1999 from Arkansas State.

He and his wife, Carla, are parents of five children—Kendrien, Taylor, Kameron and twins Kennedy and Karleigh.





G.J. KINNE

co-offensive coordinator/quarterbacks | first season

G.J. Kinne, offensive coordinator and quarterbacks coach at the University of Hawai'i in 2020 and a former professional quarterback with stints in the National Football League and Canadian Football League, joined the UCF football staff under head coach Gus Malzahn as co-offensive coordinator and quarterbacks coach on Feb. 21, 2021.

Kinne previously spent one season each with the Philadelphia Eagles handling offensive special projects in 2019, at Arkansas as an offensive analyst 2018 and at SMU as a graduate assistant coach in 2017. He has worked and played for an impressive list of top offensive play-callers including Doug Pederson, Mike Norvell, Chad Morris, Chip Kelly, Ryan Day and Press Taylor.

Working under head coach Todd Graham at Hawai'i in 2020, he tutored sophomore quarterback Chevan Cordeiro who threw for 231.4 yards per game and 14 touchdowns. Cordeiro also rushed for 483 yards and seven TDs, becoming the first Hawai'i quarterback to lead the team in rushing since 1991.

Hawai'i had three games in 2020 in which it gained at least 500 yards in total offense and scored at least 34 points. The Rainbow Warriors finished 5-4 after defeating Houston 28-14 in the New Mexico Bowl behind Cordeiro's three TD passes.

In his one season with the Philadelphia Eagles, he assisted the offensive staff with game-planning for a squad that won the NFC East division title with a 9-7 mark. The Eagles fell to Seattle in a wild-card playoff game.

He served as an offensive analyst at Arkansas under Morris (offensive coordinator in 2020 under Malzahn at Auburn). He previously earned his first collegiate coaching job at SMU under Morris, helping guide the Mustang offensive line as a graduate assistant. Kinne was elevated to SMU's offensive coordinator for the team's match-up with Louisiana Tech in the 2017 Frisco Bowl.

Kinne threw for 9,472 yards and 81 touchdowns as a three-year starter at quarterback at Tulsa in 2009-11. He was named the 2010 Conference

COACHING EXPERIENCE

2017	SMU
	<i>Graduate Assistant</i>
2018	Arkansas
	<i>Offensive Analyst</i>
2019	Philadelphia Eagles
	<i>Offensive Special Projects</i>
2020	Hawai'i
	<i>Offensive Coordinator/Quarterbacks</i>
2021	UCF
	<i>Co-Offensive Coordinator/Quarterbacks</i>

USA Offensive Player of the Year and was a second-team All-Conference USA selection in 2011. In that 2010 season he threw for 3,650 yards and 31 TDs—throwing for 406 yards and four TDs versus Southern Miss and rushing for 190 yards against Houston—with Morris as Tulsa's assistant head coach, offensive coordinator and quarterback coach that season.

Kinne originally signed with Texas and then transferred to Tulsa. He sat out the 2008 season at Tulsa, while working with then-Golden Hurricane assistant head coach and co-offensive coordinator Malzahn.

He led Tulsa to a victory over Hawai'i in the 2010 Sheraton Hawai'i Bowl and a final No. 24 national ranking.

MVP of the inaugural 2012 NFLPA Collegiate Bowl, he signed as a free agent with the NFL New York Jets in 2012. He signed with the Philadelphia Eagles (2013 and 2014) and the New York Giants (2015) and worked with those teams' practice squads (also working at receiver with the Eagles in 2015). He signed with the Saskatchewan Roughriders and later with the Calgary Stampeders of the Canadian Football League in 2016.

Originally from Mesquite, Texas, Kinne earned his degree in exercise sports science from Tulsa in 2011. His father Gary Joe was a linebacker at Baylor, a longtime Texas high school football coach and also spent time on the Baylor staff. Kinne and his wife, Summer, are parents of a son, Lincoln.





Kenny**MARTIN**

defensive tackles | first season

Orlando native Kenny Martin, defensive tackle coach from 2018-20 for Western Kentucky defenses that ranked among the most productive in the country, joined Gus Malzahn's UCF football staff as a defensive assistant coach on Feb. 23, 2021.

A former defensive lineman for the Hilltoppers, Martin first returned to his alma mater in 2016 and worked with the defensive tackle position group the past five seasons.

In 2020 Martin helped the Western Kentucky defense rank eighth in the nation in passing yards allowed (177.3), 28th in total yards allowed (348.7) and 41st in points allowed (25.3) per game. Among the defensive tackle group, redshirt freshman Ricky Barber was named a Football Writers Association of America Freshman All-American. His 58 total tackles tied for fifth among all Football Bowl Subdivision defensive linemen regardless of class. Phil Steele tabbed Barber as an All-Conference USA second-teamer and Jeremy Darvin, the other starting tackle, as a third-teamer.

In 2019 Martin helped mentor his group into one of the most solid positions on the field. Darvin and Jaylon George earned All-Conference USA honorable mention recognition, while Barber was named to the Conference USA All-Freshman Team. Western Kentucky allowed only 20.1 total points per game, the lowest mark for the program since 2004, to rank 22nd nationally. The Hilltoppers held opponents to a 29.7% rate (51-of-172) on third down (sixth in the FBS) and ranked third in the FBS with only 82 missed tackles. Western Kentucky was 24th in total defense at 335.5 yards allowed per game.

In 2018 Martin's work developed George into one of the top defensive tackles in Conference USA as an all-conference selection by Pro Football Focus. In 2017, senior Chris Johnson earned all-Conference USA honorable mention accolades after leading all defenders in quarterback hurries from his tackle position.

In 2016, Martin helped senior Keith Brown set a single-season record for total tackles with 131 en route to earning All-Conference USA first-

COACHING EXPERIENCE

2013	Ocoee (Florida) High School <i>Co-Defensive Coordinator/Defensive Line</i>
2014	Warren Central (Kentucky) High School <i>Defensive Coordinator/Defensive Line</i>
2015	Virginia-Wise <i>Defensive Line</i>
2016-20	Western Kentucky <i>Defensive Graduate Assistant (2016-17)</i> <i>Defensive Tackles (2018-20)</i>
2021	UCF <i>Defensive Tackles</i>

team honors along with Pro Football Focus second-team All-America recognition. The Hilltoppers finished the campaign with the second-ranked rushing defense, surrendering just 97.2 yards per game. Western Kentucky also led the conference in scoring defense as it won a second consecutive league championship (under head coach Jeff Brohm, now at Purdue) and third consecutive bowl game.

A four-year letterman for Western Kentucky, Martin started 42 games from 2009-12 and was a member of the Hilltoppers' first FBS bowl team in the 2012 Little Caesar's Pizza Bowl.

As a coach, Martin helped Western Kentucky participate in the 2016 Boca Raton Bowl (won 51-31 over Memphis), 2017 Cure Bowl, 2019 First Responder Bowl (won 23-20 over Western Michigan) and 2020 LendingTree Bowl.

Prior to returning to Western Kentucky, Martin was the defensive line coach at the University of Virginia-Wise in 2015. Martin also served as the defensive coordinator at Warren Central High School in Bowling Green, Kentucky, in 2014. He got his start in coaching as the co-defensive coordinator and defensive line coach at his former high school, Ocoee High School, in Orlando in 2013.

Martin is a 2012 Western Kentucky graduate. He and his wife, the former Tasha Babb, have a daughter, Khloe, and son, Tre.





Addison **WILLIAMS**

cornerbacks | first season

Addison Williams, a former member of Gus Malzahn’s football staff at Auburn and Coastal Carolina safeties coach in 2020, rejoined Malzahn and his UCF coaching staff as the Knights’ cornerback coach on Feb. 22, 2021.

Williams helped the Chanticleers to an unbeaten and record-setting 2020 regular season, an overall 11-1 record and final rankings of 14th in both the Associated Press and coaches’ polls (highest in Sun Belt Conference history).

The Chants finished 8-0 in winning the Sun Belt title in 2020. Coastal posted the only undefeated regular season by a football team in Sun Belt history, which included two wins over Football Bowl Subdivision top-25 nationally-ranked opponents (No. 8 BYU and No. 21 Louisiana), the first two in program history, and four wins over top-50 opponents.

Williams helped Coastal Carolina rank third nationally in 2020 with 16 interceptions (plus second in overall turnovers gained with 25) and 16th in team pass efficiency defense.

Williams came to Coastal Carolina after one season as an analyst and assistant to Malzahn for Auburn football in 2019. He ventured to Auburn from Furman, where he had been promoted to defensive coordinator in the spring of 2019. At Furman, Williams served as cornerbacks coach for the 2017 and 2018 seasons, helping the Paladins win a share of the 2018 Southern Conference title.

From 2013-16, Williams was the defensive backs coach (2013-16) and defensive coordinator (2016) at Tusculum College, where he mentored South Atlantic Conference (SAC) 2016 Defensive Freshman of the Year and All-American Jay Boyd and All-American Cameron Thomas, who led the league in interceptions (five) and passes defended (15) in 2015.

COACHING EXPERIENCE

2010-12	South Carolina
	<i>Student Assistant (2010)</i>
	<i>Defensive Graduate Assistant (2011-12)</i>
2013-16	Tusculum
	<i>Defensive Backs (2013-15)</i>
	<i>Defensive Coordinator/Defensive Backs (2016)</i>
2017-19	Furman
	<i>Cornerbacks (2017-18)</i>
	<i>Defensive Coordinator (2019)</i>
2019	Auburn
	<i>Analyst/Assistant to the Head Coach</i>
2020	Coastal Carolina
	<i>Safeties</i>
2021	UCF
	<i>Cornerbacks</i>

Williams played three seasons for South Carolina from 2007-09, appearing in 26 games before an injury ended his career. He was a three-time member of the Southeastern Conference academic honor roll and received the 2009 Harold White GPA Award. He served as a student assistant coach for the 2010 Gamecocks who won the SEC East title and was a defensive graduate assistant at South Carolina during the 2011-12 seasons, helping the Gamecocks to a 22-4 overall record and wins in both the Capital One and Outback bowls. While at South Carolina, he worked with All-SEC defensive backs Antonio Allen, D.J. Swearingen and Stephon Gilmore.

A native of Atlanta, Georgia, where he earned all-state and all-conference football honors at Westlake High School, Williams earned a bachelor’s degree in sports and entertainment management from South Carolina in 2010.





Travis **WILLIAMS**

defensive coordinator | first season

Travis Williams, former Auburn co-defensive coordinator, linebacker coach and recruiting coordinator, was named UCF's defensive coordinator by Knight head coach Gus Malzahn on Feb. 17, 2021.

As part of the defense, Auburn finished in the top 17 in the nation in scoring defense in four of the last

five seasons. Williams also mentored All-Southeastern Conference linebackers in three consecutive seasons.

During Williams' five seasons as linebacker coach under Malzahn, the Tigers ranked fifth nationally in the NCAA Football Bowl Subdivision, allowing only 54 rushing TDs (eight in 2016, nine in 2018).

In 2020, Tiger linebacker Zakoby McClain led the SEC in tackles with 113. In 2019, Auburn's defense ranked eighth nationally in both red-zone and third-down defense, allowing only 19.5 points per game against a schedule that featured six 11-win opponents.

The 2018 Auburn defense ranked 14th nationally in scoring defense (19.2) and allowed only those nine rushing touchdowns. The Tigers ranked in the top 20 nationally in sacks (38) and tackles for loss (96) and were ninth nationally with three interception returns for touchdowns.

In 2017, SEC West champion Auburn ranked 14th in the country in total defense (319.4) and 12th in scoring defense (18.5), allowing just 4.67 yards per play, eighth-best nationally. Senior linebacker Tre' Williams earned second team all-SEC honors.

In 2016, the Tigers ranked 11th in red-zone defense and 28th in total defense (361.9), an improvement of 43 spots over the previous season, and held eight consecutive opponents without a rushing TD, the longest season streak at Auburn since 1957.

COACHING EXPERIENCE

2009-11	Auburn <i>Graduate Assistant</i>
2012	Northern Iowa <i>Linebackers</i>
2013	Creekside (Georgia) High School <i>Defensive Coordinator</i>
2014-20	Auburn Defensive Analyst (2014-15) Linebackers (2016-18) Co-Defensive Coordinator/Linebackers (2019-20)
2021	Miami <i>Linebackers</i>
2021	UCF <i>Defensive Coordinator</i>

Williams signed with Auburn in 2001 and earned all-SEC honors in 2004 and 2005 (first-team selection in 2004). He led Auburn in tackles (80) during the 2004 undefeated season; he was second in tackles in 2005 (68) and third in 2003 (67). He won the Pat Dye Leadership Award on defense in 2004 and 2005.

Williams played for the NFL Atlanta Falcons during the 2006 and 2007 seasons, before beginning his coaching career.

Williams was promoted to linebacker coach at his alma mater prior to the 2016 season, after holding various roles on the Tigers' football support staff. While continuing to coach linebackers, he became co-defensive coordinator in 2019 and added the role of recruiting coordinator in 2020.

Williams earned his bachelor's degree in criminology and criminal justice from Auburn in 2005 and received a master's degree in adult education from Auburn in 2011.

A native of Columbia, South Carolina, Williams and his wife Jeanine, an Auburn graduate, have three daughters--Tru, Reign and Brave.





Darrell **WYATT**

wide receivers | fourth season

Darrell Wyatt, UCF receiver coach from 2018-20 on one of the most productive offenses in college football and mentor of recent UCF All-Americans Gabriel Davis and Marlon Williams, remained in that role on Gus Malzahn's new Knight football coaching staff for the 2021 season, announced Feb. 23, 2021.

A veteran of more than three decades coaching receivers at the college and professional levels, Wyatt and his pass-catchers played hugely prominent roles in

the ultra-successful Knight offense and passing game that have ranked among the most potent in the country the last three seasons:

- UCF is the only team in the country to rank among the top five in the nation in total offense each of the last three years (2018-19-20).
- The Knights join Alabama and USC as the only three teams to average at least 316.7 passing yards per game each of the last two seasons.
- UCF joins Alabama, Clemson and Oklahoma as the only four teams to rank among the top eight in scoring each of the last three years.

Wyatt's crew was an integral part of one of the most productive aerial attacks in the nation in 2020—with the Knights averaging 357.4 passing yards per game (fourth nationally). Senior and Pro Football Focus third-team All-American Williams led the way for that unit with his 71 receptions for 1,039 yards and 10 touchdowns—with those numbers and his 129.3 receiving-yards-per-game average all ranking among the top nine nationally. Williams was a Biletnikoff Award semifinalist for the top receiver in the country.

Sophomore speedster Jaylon Robinson added 55 receptions for 979 yards and six scores in 2020, while Jacob Harris had eight TD catches among his 30 catches for 539 yards—all helping UCF and quarterback Dillon Gabriel average 42.2 points per game (eighth nationally). The Knights' big-play capabilities allowed UCF to rank 17th nationally at 14.35 yards per completion for an attack that ranked second nationally in total offense (568.1 yards per game). That level of production earned first-team All-American Athletic Conference honors in 2020 for both Williams and Robinson.

Wyatt's first season at UCF in 2018 featured a host of weapons on the perimeter, as the Knights went 12-0 in the regular season, repeated as American Athletic Conference Champions, earned a berth to the 2019 Fiesta Bowl and rose to as high as seventh in both the Associated Press top 25 and the Amway poll of coaches.

Led by the receiving trio of Davis, Dredrick Snelson and Tre Nixon, the UCF wideouts totaled 2,312 yards and 17 TDs in 2018. The receiving corps was the catalyst for explosive plays with more than 40 of those for 20 or more yards. The Knights ranked ninth in the nation with 14.94 yards per completion and totaled 522.7 yards of total offense per game, good for fifth nationally. Davis (who just finished a standout rookie season in 2020 with the NFL Buffalo Bills), under the leadership of Wyatt, led the team with 815 yards on 53 catches, scoring seven TDs to earn AAC second-team all-conference honors.

Then, in 2019, Davis excelled once again, adding another 72 catches for a UCF single-season record 1,241 yards to go with a dozen TD receptions. A first-team all-league selection in 2019, he led the conference in receiving yards per game (eighth nationally) and was 12th in the nation in TD catches—good for third-team All-America honors from Pro Football Focus and honorable mention All-America accolades from Phil Steele. The Knights ranked eighth nationally in yards per pass completion (15.19 each).

Meanwhile, Nixon contributed 49 more catches (830 yards and seven TDs) and



COACHING EXPERIENCE

1989-91	Trinity Valley CC
	Wide Receivers
1992-94	Sam Houston State
	Wide Receivers
1995	Wyoming
	Wide Receivers
1996	Baylor
	Wide Receivers
1996	Tampa Bay Buccaneers
	Intern
1997-99	Kansas
	Assistant Head Coach/Wide Receivers
1998-99	Denver Broncos
	Intern
2000	Kansas
	Associate Head Coach/Offensive Coordinator/Wide Receivers
2001	Oklahoma State
	Passing Game Coordinator/Wide Receivers
2002-05	Oklahoma
	Wide Receivers (2002-04)
	Passing Game Coordinator/Wide Receivers (2005)
2005	Philadelphia Eagles
	Intern
2006	Minnesota Vikings
	Wide Receivers
2007	Arizona
	Passing Game Coordinator/Wide Receivers
2008-09	Southern Mississippi
	Associate Head Coach/Offensive Coordinator/Wide Receivers
2010	Kansas
	Co-Offensive Coordinator/Wide Receivers
2011-13	Texas
	Co-Recruiting Coordinator/Wide Receivers (2011-12)
	Co-Offensive Coordinator/Wide Receivers (2013)
2015	Oklahoma State
	Offensive Analyst
2016	Houston
	Recruiting Coordinator/Wide Receivers
2017	Arkansas State
	Offensive Assistant
2018-21	UCF
	Wide Receivers

Williams 51 (717 yards and six TDs). The UCF receiving corps combined with Gabriel to enable the Knights to rank fifth nationally in scoring (43.4 points), second in total offense (\$40.5 yards per game, then the UCF record) and 316.7 passing yards per contest (eighth in the country).

Wyatt was named to the UCF football staff in December 2017 as wide receivers coach. He came to Orlando after a stint on the staff at Arkansas State, serving as an offensive assistant in 2017. The Red Wolves produced a top-five passing offense and a top-20 total offense during his season with the squad. Prior to his time with the Red Wolves, Wyatt worked at Houston, serving as wide receivers coach and recruiting coordinator in 2016. The Cougars featured the No. 17 passing offense in the nation that year.


Wyatt has taken part in numerous New Year's Six bowl games throughout his career, and he has multiple years of experience as an offensive coordinator as well. He was an offensive analyst at Oklahoma State in 2015 when the Cowboys went to the Allstate Sugar Bowl and ranked No. 7 in the nation in passing yards and No. 14 in scoring offense.

Wyatt was on the coaching staff at Texas from 2011 through 2013. He was co-offensive coordinator and wide receivers coach for the Longhorns in 2013, while serving as co-recruiting coordinator and wide receivers coach in 2011 and 2012. During his time at Texas, Wyatt's wide receivers earned five All-Big 12 Conference accolades. With Wyatt's help as co-recruiting coordinator, the 2012 Texas signing class was ranked No. 2 in the nation.

In 2008-09, Wyatt was the associate head coach/offensive coordinator/wide receivers coach at Southern Mississippi. The Golden Eagles were No. 18 in the nation in scoring offense and No. 31 in total offense in 2009. In 2008, Southern Miss broke 36 offensive school records en route to the No. 20 total offensive output in the country.

Wyatt also has coaching experience with Kansas, Arizona, NFL Minnesota Vikings, Oklahoma, Baylor, Wyoming, Sam Houston State and Trinity Valley (Texas) Community College.

Wyatt is a graduate of Kansas State University, where he played for two seasons after transferring from Trinity Valley Community College in Athens, Texas. He's originally from Killeen, Texas.



Chris**DAWSON**

director of sports performance | first season

Chris Dawson, a veteran of more than 25 years in the field of strength training and most recently Kansas State's director of strength and conditioning the last 12 years, was named UCF's director of sports performance for football on Feb. 19, 2021.

Dawson managed the total strength program while providing daily leadership for the Wildcats' football strength and conditioning program for the last dozen years. The Houston, Texas, native spent the previous seven seasons as the head strength and conditioning coach at the University of Kansas before coming to Manhattan. Under Dawson's tutelage, 39 Kansas State players were drafted by NFL teams, including 10 that were taken in the first two rounds of the NFL Draft.

Prior to his tenure at Kansas State--which included seven bowl appearances--Dawson was part of four bowl teams from 2003 to 2008 at Kansas, including a 2008 Bowl Championship Series appearance in the Orange Bowl. Following the successful 2007 campaign, Dawson was awarded the National Collegiate Strength and Conditioning Coach of the Year Award by the Professional Football Strength and Conditioning Coaches Society.

Dawson worked the 2001 and 2002 football seasons as the head strength and conditioning coach for the University of Minnesota after serving a five-year stint at the University of Oklahoma, his alma mater. With the Sooners, Dawson worked with the football and men's basketball teams.

Before taking the position at Minnesota, he spent three months with the Las Vegas Outlaws of the XFL and two months with the NFL Dallas Cowboys as a strength and conditioning intern.

COACHING EXPERIENCE

1995	Las Vegas Outlaws (XFL)
	<i>Strength and Conditioning Intern</i>
1995	Dallas Cowboys
	<i>Strength and Conditioning Intern</i>
1996-2000	Oklahoma
	<i>Strength and Conditioning Coach</i>
2001-02	Minnesota
	<i>Head Strength and Conditioning Coach</i>
2003-08	Kansas
	<i>Head Strength and Conditioning Coach</i>
2009-21	Kansas State
	<i>Director of Strength and Conditioning</i>
2021	UCF
	<i>Director of Sports Performance</i>

Dawson credits his success in the strength field to his mentors at Oklahoma. He learned under Joe Juraszek, who was the strength coach at Oklahoma during his playing days and was the head strength coach for the Dallas Cowboys for 14 years. He also received valuable guidance from Blair Prince, Pete Martinelli and Jerry Schmidt, the current director of athletic performance at Texas A&M.

Dawson played linebacker for the Sooners from 1992-94 and participated in a pair of postseason contests--the 1993 John Hancock Bowl and the 1994 Copper Bowl. He received his bachelor's degree in business management in 1995 and his master's degree in business administration in 1999, both from Oklahoma.

Dawson and his wife, Dawn, have three children--twins Madison and Meyer, and Macey.






Tucker Brown
Graduate Assistant Coach



Beth Burkett
Director of On-Campus Recruiting



Miguel Carodine
Asst. Director of Sports Performance



Zach Carter
Personnel Assistant



Andrew Shirek Espinoza
Sports Performance



Alyssa Fraley
Executive Assistant



Cole Heard
Assistant Director of Recruiting




Brad Helton
Assistant AD, Video Operations



Mark Hobbs
Assistant Director, Video Operations



Ben Larson
Special Teams Analyst



Kam Martin
Recruiting/Offensive Assistant



Corey Meredith
Asst. Director of Sports Performance




Darion Monroe
Graduate Assistant Coach



Charles Moore
Defensive Analyst



Ross Newton
Head Coach Analyst



Simon Pflum
Operations Assistant




Caleb Pickrell
Graduate Assistant Coach



Kareem Reid
Director of Player Development



Dave Shumate
Director of Player Personnel



Jesse Stone
Offensive Analyst



SJ Tuohy
Director of Operations



Mary Vander Heiden
Director of Sports Medicine



Tre' Williams
Graduate Assistant Coach



Rich Wornor
Director of Equipment Operations



PLAYER BIOS

2021 UCF FOOTBALL

Ke'von **AHMAD**

#84 grapevine, texas | heritage

WR	6-0
r-JR	195

R-SOPHOMORE (2020)

- Appeared in seven games as a wide receiver and on special teams
- Earned AAC All-Academic Team honors

R-FRESHMAN (2019)

- Appeared in six games as receiver
- FAMU (8/29): Caught one ball for 15 yards

FRESHMAN (2018)

- Played in four games as a receiver
- Made collegiate debut at UConn

HIGH SCHOOL

- Hauled in 98 passes for 1,604 yards and 16 TDs as a senior in 2017
- Averaged 30.5 yards per kickoff return last season
- Helped lead Panthers to 11-2 record, district championship and Region semifinal
- Earned three stars from 247, ESPN and Rivals
- Ranked as high as No. 70 wide receiver in the nation and No. 72 player in Texas

PERSONAL

- Majoring in human communication

Emmanuel **APPIAH-TAKYI**

#16 kumasi, ghana | monroe college (ny)

DB	6-1
r-JR	180

JUNIOR (2020)

- Appeared in two games in first season with UCF
- Earned AAC All-Academic Team honors

PRIOR TO UCF

- Transfer from Monroe Community College in New Rochelle, New York
- Intercepted eight passes, made 25 tackles and defended 18 passes as sophomore in 2019 while helping Mustangs to 8-3 record
- His eight interceptions led the National Junior College Athletic Association
- Also returned five kickoffs for 138 yards, including long return of 78 yards
- First-team defensive back on 2019 all-Northeast Conference team
- Intercepted three passes, made 24 tackles and defended seven passes as freshman in 2018 for 7-2 Monroe team
- Two-time Northeast Conference player of the week in 2019, both times after making two interceptions in a game
- Played football, basketball and ran track at Bergen Catholic High School in Oradell, New Jersey
- Helped 2015 Bergen Catholic team to 7-4 mark while making 20 tackles, intercepting one pass and breaking up six passes
- Played as senior for 2015 Bergen Catholic team that fell to Don Bosco Prep in semifinals of New Jersey Non-Public Group 4 playoffs
- Made 24 tackles, with one interception and four pass breakups as junior in 2014 at Bergen Catholic
- Played for coach Nunzio Campanile
- Originally from Kumasi, Ghana
- Enrolled at UCF in January and will take part in 2020 spring drills

PERSONAL

- Majoring in interdisciplinary studies

Palmer **BACHELDER**

#39 augusta, ga. | augusta day prep

DB	5-11
r-JR	185

R-SOPHOMORE (2020)

- Appeared in six games on special teams
- at ECU (9/26): Made collegiate debut

R-FRESHMAN (2019)

- Spent the season working with the scout team

FRESHMAN (2018)

- Did not see action

HIGH SCHOOL

- Started all 11 games for the Cavaliers as a senior
- Guided the Cavaliers to the Georgia Independent School Association AAA Playoffs in 2016
- Played baseball for four seasons

PERSONAL

- Majoring in integrated business

Jarrad **BAKER**

#5 eau galle, fla. | eau galle

DB	5-11
r-SO	170

R-FRESHMAN (2020)

- Appeared in three games during season, mostly on special teams

FRESHMAN (2019)

- Made one appearances during true freshman season
- UConn (9/28): Made collegiate debut, catching one pass for 10 yards

HIGH SCHOOL

- Helped lead team to first playoff berth since 2013
- Rushed 94 times for 683 yards and nine touchdowns in 2018
- Caught 45 passes for 685 yards and nine TDs this past season
- No. 49 Athlete in the nation (ESPN)
- No. 81 player in the State of Florida (ESPN)

PERSONAL

- Majoring in interdisciplinary studies

Patrick **BARNETT**

#50 key west, fla. | key west

OL	6-6
r-FR	300

FRESHMAN (2020)


- Worked with the scout team during true freshman season
- Earned AAC All-Academic Team honors

HIGH SCHOOL

- Anchored offensive line that helped Key West High School in Key West, Florida, rush for 276.1 yards per game and 31 rushing TDs in 2019
- Helped Conches to 6-5 record, ending in loss to top-ranked American Heritage in Florida 5A regional playoff quarterfinal
- Played for coach John Hughes
- Also competed with Key West wrestling team

PERSONAL

- Major is undecided


Brett*BELL*

#71 wichita, kan. | hutchinson cc

 OL 6-6
r-SR 300

SENIOR (2020)

- Appeared in three games on the offensive line and at tight end
- Earned AAC All-Academic Team honors

JUNIOR (2019)

- Appeared in 12 out of 13 games on the offensive line

SOPHOMORE (2018)

- Saw action in 11 out of 13 games as a tight end

PRIOR TO UCF


- Played one season at Hutchinson (Kan.) Community College
- Recorded one reception for nine yards for the Blue Dragons
- Rated as a 3-star prospect by 247 Sports
- Rated as the No. 7 tight end in the nation by 247 Sports
- Spent the Spring of 2016 on the roster at Kansas State

HIGH SCHOOL

- Helped Bishop Carroll go 13-0 and win Kansas 5A State Championship in 2014
- Honorable Mention All-State by the Wichita Eagle as a senior in 2014
- Hauled in 22 passes for 265 yards and two TDs in his junior and senior seasons

PERSONAL

- Father was a two-time All-America DE at Colorado State and played 12 seasons for Kansas City Chiefs in NFL
- Cousin Blake Bell was a QB/TE at Oklahoma from 2011-14 and has played for San Francisco and Minnesota in the NFL
- Majoring in communications and conflict


Tatum*BETHUNE*

#15 miami, fla. | central

 LB 6-1
JR 225

SOPHOMORE (2020)

- Played in all 10 games, starting five times at linebacker
- Third on the team with 57 tackles, and fourth with 7.0 tackles for loss
- Added 2.5 sacks, and interception, two break-ups and a hurry
- Earned AAC All-Academic Team honors
- at Memphis (10/17): Earned first career start, totaling 11 tackles with 2.0 tackles for loss and half a sack
- at Houston (10/31): Recorded eight tackles with 1.5 tackles for loss and two pass break-ups
- Temple (11/14): Had five tackles and first-career interception
- Cincinnati (11/21): Totaled 10 tackles, 2.5 tackles for loss, a sack and a quarterback hurry
- at South Florida (11/27): Finished with nine tackles
- vs. BYU (12/22): Made five tackles and added a sack

FRESHMAN (2019)

- Played in every game as top reserve at linebacker behind veteran Nate Evans
- Finished season with 20 total tackles
- Also had a forced fumble, a quarterback hurry and a pass break-up
- Earned AAC All-Academic Team honors
- FAMU (8/29): Made collegiate debut
- FAU (9/7): Made first-career tackle
- Stanford (9/14): Recorded five tackles and broke up a pass
- UConn (9/28): Had seven tackles, forced a fumble and had one quarterback hurry
- at Cincinnati (10/4): Had two tackles and half of a tackle for loss
- at Temple (10/26): Registered four tackles

HIGH SCHOOL

- Selected to take part in Miami-Dade All-Star Game

- Recorded 80 total tackles, including 62 solo stops as a senior
- Tallied 24 tackles for loss, including 14 sacks in 2018
- Forced 3 fumbles and tallied one interception
- No. 94 outside linebacker in the nation (247 Sports)
- No. 178 player in State of Florida (247)

PERSONAL

- Majoring in sports and exercise science
- Earned Dean's List honors at UCF in the fall of 2020

CAREER STATS
Defense

Year	GP/GS	UA-A-T	TFL	SACK	BRK	INT	FF-FR
2019	13/0	15-5-20	0.5	0.0	1	0	1-0
2020	10/5	28-29-57	7.0	2.5	2	1	0-0
Total	23/5	43-34-77	7.5	2.5	3	1	1-0

CAREER HIGHS
Defense

Tackles	11	at Memphis (10/17/20)
Tackles-For-Loss	2.5	Cincinnati (11/21/20)
Sacks	1.0	2x, last vs. BYU (12/22/20)
Pass Breakups	2	at Houston (10/31/20)
Interceptions	1	Temple (11/14/20)
Forced Fumbles	1	UConn (9/28/19)
Fumbles Recovered	--	--

Philjae*BIEN AIME*

#46 north miami, fla. | st. thomas aquinas

 DB 5-9
r-FR 180

FRESHMAN (2020)


- Worked with the scout team as a true freshman

HIGH SCHOOL

- Played at St. Thomas Aquinas
- Helped lead Raiders to an 11-0 record and a Florida Class 7A state championship

PERSONAL

- Majoring in political science


Nate*BRADY*

#72 jacksonville, fla. | sandalwood

 OL 6-4
r-SO 270

R-FRESHMAN (2020)

- Did not see action
- Earned AAC All-Academic Team honors

FRESHMAN (2019)

- Spent the season working with the scout team

HIGH SCHOOL

- Played at Sandalwood High School in Jacksonville
- Helped lead his team to a 7-3 record in 2018
- Named Honorable Mention All-First Coast

PERSONAL

- Majoring in interdisciplinary studies

**Davonte BROWN**

#7 plantation, fla. | american heritage

DB 6-2
SO 185

FRESHMAN (2020)

- Appeared in all 10 games, starting five times at cornerback
- Totaled 23 tackles, 19 unassisted, one tackle for a loss and one pass breakup
- Earned AAC All-Academic Team honors
- at Memphis (10/17): Made four tackles
- Tulane (10/24): Had four tackles and a pass break-up in first career start
- at Houston (10/31): Recorded three tackles
- Cincinnati (11/21): Had two tackles with one for a loss
- vs. BYU (12/22): Recorded season-high six tackles in Boca Raton Bowl

HIGH SCHOOL

- Made 20 tackles, 14 solo, and an interception as senior in 2019 at American Heritage High School in Plantation, Florida
- Helped American Heritage to 10-2 mark and Florida 5A regional final where Patriots fell 23-20 to Northwestern
- Had four tackles for Patriots vs. both Gonzaga and Northwestern in 2019
- Ran interception back 35 yards vs. Trinity Christian Academy
- Helped American Heritage to No. 1 final regular-season 5A ranking by Associated Press and No. 3 in all Florida divisions by FloridaHSFootball.com
- Also ran track
- Father Selwyn played cornerback at Miami in 1984-85-87
- Played for coach Pat Surtain, former three-time NFL Pro Bowl pick with Miami Dolphins
- From same high school as Dyllon Lester and Derek Burns

PERSONAL

- Majoring in human communication
- Earned Dean's List honors at UCF in the fall of 2020

CAREER STATS

Defense							
Year	GP/GS	UA-A-T	TFL	SACK	BRK	INT	FF-FR
2020	10/5	19-4-23	1.0	0	1	0	0-0
Total	10/5	19-4-23	1.0	0	1	0	0-0

CAREER HIGHS

Defense							
Tackles	6	vs. BYU (12/22/20)					
Tackles-For-Loss	1.0	Cincinnati (11/21/20)					
Sacks	--	--					
Pass Breakups	1	Tulane (10/24/20)					
Interceptions	--	--					
Forced Fumbles	--	--					
Fumbles Recovered	--	--					

Quadric BULLARD

#37 dania beach, fla. | chaminade-madonna

DB 6-0
SO 170

FRESHMAN (2020)

- Appeared in all 10 games as a defensive back and on special teams
- Totaled 12 tackles with eight solo stops
- Earned AAC All-Academic Team honors
- at Georgia Tech (9/19): Made collegiate debut
- at ECU (9/26): Recorded season-high five tackles with three solo stops
- Temple (11/14): Had three stops, all unassisted

HIGH SCHOOL

- Made 67 tackles, four interceptions while causing and recovering two fumbles at Chaminade-Madonna High School in Hollywood, Florida, as senior in 2019

- Helped Lions defeat Tallahassee Florida 35-20 in 2019 Florida 3A state championship game for third consecutive state championship as only second team in Broward County history to win three straight titles
- Had two solo tackles, forced a fumble and broke up a pass in that title game
- Had interception and fumble recovery as Chaminade-Madonna held Clearwater Central Catholic to seven points in 3A semifinal game in 2019
- Helped Lions to No. 1 final regular-season 3A ranking by Associated Press and No. 18 in all Florida divisions by FloridaHSFootball.com
- Rated No. 42 senior prospect in Broward County on preseason basis by Sun-Sentinel
- Played for coach Dameon Jones
- Worked as cornerback, free safety and wide receivers in previous seasons at South Broward High School in Hollywood

PERSONAL

- Major is currently undecided
- Earned Dean's List honors at UCF in the fall of 2020

CAREER STATS

Defense							
Year	GP/GS	UA-A-T	TFL	SACK	BRK	INT	FF-FR
2020	10/0	8-4-12	0.0	0.0	0	0	0-0
Total	10/0	8-4-12	0.0	0.0	0	0	0-0

CAREER HIGHS

Defense							
Tackles	5	at East Carolina (9/26/20)					
Tackles-For-Loss	--	--					
Sacks	--	--					
Pass Breakups	--	--					
Interceptions	--	--					
Forced Fumbles	--	--					
Fumbles Recovered	--	--					

**Derek BURNS**

#57 plantation, fla. | american heritage

LB 6-3
r-SO 200

R-FRESHMAN (2020)

- Appeared in eight games at linebacker and on special teams
- Earned AAC All-Academic Team honors
- at ECU (9/26): Made collegiate debut
- Tulane (10/24): Had first-career tackle

FRESHMAN (2019)

- Sat out true freshman season

HIGH SCHOOL

- Played at American Heritage High School, the same as current UCF defensive backs Dyllon Lester and Davonte Brown

PERSONAL

- Majoring in interdisciplinary studies
- Earned Dean's List honors at UCF in the fall of 2020

**AustinCAMDEN**

#92 altamonte springs, fla. | lyman

DL 6-3
r-SR 290

R-JUNIOR (2020)

- Appeared in four games on the defensive line

R-SOPHOMORE (2019)

- Played in three games as a defensive lineman
- Earned AAC All-Academic Team honors

R-FRESHMAN (2018)

- Appeared in two games for the Knights against South Carolina State and SMU
- Earned AAC All-Academic Team honors

FRESHMAN (2017)

- Spent the season on the scout team

HIGH SCHOOL

- Played at Lyman High School

PERSONAL

- Currently working towards a master's degree in kinesiology after earning his bachelor's in sports and exercise science

**JoshCELISCAR**

#88 winter haven, fla. | winter haven

DL 6-4
SO 265

FRESHMAN (2020)

- Appeared in all 10 games, starting twice on the defensive line
- Totaled 16 tackles with 4.5 tackles for loss and two sacks during the season
- Also had an interception, a pass break-up, a hurry, a forced fumble and a fumble recovery
- Named 247 Sports National True Freshman of the Week once (9/20)
- Also named to the AAC Weekly Honor Roll once (9/21)
- Was named to the FWAA Freshman All-America Watch List (10/20)
- Earned AAC All-Academic Team honors
- at Georgia Tech (9/19): Forced a fumble, recovered a fumble and had an interception in collegiate debut
- Tulsa (10/3): Recorded first career sack, had 1.5 tackles for loss and finished with three tackles in first career start
- Tulane (10/24): Had a tackle for loss
- at Houston (10/31): Recorded first career pass break-up
- Temple (11/14): Had two tackles and a sack
- at South Florida (11/27): Totaled four tackles and a quarterback hurry
- vs. BYU (12/22): Had two tackles with one for a loss in the Boca Raton Bowl

HIGH SCHOOL

- Had 69 tackles, nine sacks and two recovered fumbles as senior outside linebacker while also playing tight end at Winter Haven High School in Winter Haven, Florida
- Loss in Florida 7A playoffs first round in 2019 gave Blue Devils 7-4 mark
- Named to preseason Super 16 team by Lakeland Ledger
- Played for coach Charlie Tate

PERSONAL

- Majoring in pre-finance
- Brother Donald played cornerback at Western Michigan in 2011-14, starting 40 career games, making 10 interceptions and earning first-team all-Mid-American Conference honor as senior
- Earned Dean's List honors at UCF in the fall of 2020

CAREER STATS*Defense*

Year	GP/GS	UA-A-T	TFL	SACK	BRK	INT	FF-FR
2020	10/2	8-8-16	4.5	2.0	1	1	1-1
Total	10/2	8-8-16	4.5	2.0	1	1	1-1

CAREER HIGHS*Defense*

Tackles	4	at South Florida (11/27/20)
Tackles-For-Loss	1.5	Tulsa (10/3/20)
Sacks	1.0	2x, last Temple (11/14/20)
Pass Breakups	1	at Houston (10/31/20)
Interceptions	1	at Georgia Tech (9/19/20)
Forced Fumbles	1	at Georgia Tech (9/19/20)
Fumbles Recovered	1	at Georgia Tech (9/19/20)

**KervinsCHOUTE**

#40 deerfield beach, fla. | deerfield

DL 6-3
SO 285

FRESHMAN (2020)

- Appeared in five games on the defensive line
- Earned AAC All-Academic Team honors
- Tulane (10/24): Made collegiate debut

HIGH SCHOOL

- Helped Deerfield Beach High School in Deerfield Beach, Florida, to 10-4 mark as senior and 2019 Florida 8A playoff semifinals with season ending in loss to eventual state champion Columbus
- Made 40 tackles, 26 solo, and seven sack for Bucks in 2019 playing both defensive end and tackle
- Rated #29 senior prospect in Broward County on preseason basis by Fort Lauderdale Sun-Sentinel
- Previously played at South Miami High School in Miami, Florida
- From same high school as former UCF and current New York Giants defensive back Aaron Robinson

PERSONAL

- Majoring in pre-management
- Earned Dean's List honors at UCF in the fall of 2020

**TrillionCOLES**

#33 orlando, fla. | bishop moore

RB 5-8
r-JR 170

R-SOPHOMORE (2020)

- Missed the season due to an injury
- Earned AAC All-Academic Team honors

R-FRESHMAN (2019)

- Played in seven games as a running back and on special teams
- Rushed 33 times for 168 yards averaging 5.1 yards per carry
- Earned AAC All-Academic Team honors
- FAMU (8/29): Rushed twelve times for 47 yards
- UConn (9/28): Had seven rushes for 47 yards
- at Temple (10/26): Carried the ball seven times for 25 yards
- vs. Marshall (12/23): Had 40 yards on the ground, including a 38-yard gain in the Gasparilla Bowl

FRESHMAN (2018)

- Did not see action

HIGH SCHOOL

- Rushed for 482 yards and seven touchdowns as a senior
- Averaged 8.2 yards per carry in 2017
- Finished junior season with 19 touchdowns, 857 yards and 19 touchdowns
- Was a part of the Hornets' 5A State Championship squad in 2015

PERSONAL

- Majoring in sports and exercise science

CAREER STATS

Rushing

Year	GP/GS	ATT	YDS	TD	LG	AVG/A	AVG/G
2019	7	33	168	0	38	5.1	24.0
Total	7	33	168	0	38	5.1	24.0

CAREER HIGHS

Rushing

Attempts	12	Florida A&M (8/29/19)
Yards	47	2x, last UConn (9/28/19)
Touchdowns	--	--
Long	38	vs. Marshall (12/23/19)



Edward COLLINS

#70 birmingham, ala. | ramsay

— OL — 6-6
— r-JR — 315

R-SOPHOMORE (2020)

- Played in and started all 10 games at left tackle

R-FRESHMAN (2019)

- Played in 11 games, starting three at offensive tackle

FRESHMAN (2018)

- Did not see action

HIGH SCHOOL

- Ranked a three-star recruit by Rivals and 247Sports
- Helped Rams rush for 3,356 yards and 37 touchdowns over the last two years
- Anchored an offensive line that won the 2016 Alabama 6A State Championship
- Ranked as high as the No. 44 player out of Alabama

PERSONAL

- Majoring in human communication



Dallaz CORBITT

#58 columbia, s.c. | gray collegiate academy

— DL — 6-5
— r-SO — 240

R-FRESHMAN (2020)

- Appeared in seven games on the defensive line
- at ECU (9/26): Made collegiate debut

FRESHMAN (2019)

- Worked with the scout team as a true freshman

HIGH SCHOOL

- Helped lead team to Regional Championship
- Recorded seven sacks during 2018 season
- Selected to North Carolina-South Carolina Shrine Bowl
- Also a standout basketball player
- No. 19 player in the State of South Carolina (Rivals)
- No. 93 strong side defensive end in the nation (247 Sports)

PERSONAL

- Majoring in human communication



Josh COX

#63 new smyrna beach, fla. | new smyrna beach

— OL — 6-4
— r-SO — 300

R-FRESHMAN (2020)

- Did not see action

FRESHMAN (2019)

- Spent the season with the scout team as a true freshman

HIGH SCHOOL

- Second Team All-Area selection
- Helped lead New Smyrna Beach to 7-3 record in 2018

PERSONAL

- Majoring in interdisciplinary studies

Keenan CUPIT

#35 lynchburg, va. | jefferson forest

— DL — 6-2
— r-FR — 255

FRESHMAN (2020)


- Did not see action as a true freshman
- Earned AAC All-Academic Team honors

HIGH SCHOOL

- Helped Jefferson Forest High School in Forest, Virginia, to 6-5 mark and first-round Virginia Class 4 playoff defeat in 2019
- Played middle and outside linebacker and running back for Cavaliers as senior
- Virginia Class 4 first-team all-state pick as junior running back after rushing for 1,766 yards on 126 carries and 24 rushing TDs
- All-Region 4D first-team running back by Southwest Times and first-team all-Seminole District as senior in 2019 at both linebacker and running back
- First-team All-Timesland and first-team VHSL Class 4 selection at running back as junior in 2018
- Had 208-yard rushing effort in Cavaliers' 35-33 first-round Region 4D playoff victory against three-time defending state champion Salem as junior in 2018
- Ran for 865 yards and 15 TDs as sophomore in 2017
- Played for coach Paul White

PERSONAL

- Majoring in kinesiology
- Father Antonio played football at James Madison
- Earned Dean's List honors at UCF in the fall of 2020

**Jordan DAVIS**

#86 sanford, fla. | seminole

TE 6-4
r-FR 250

FRESHMAN (2020)

- Sat out the season due to injury

HIGH SCHOOL

- Caught four passes for 91 yards and one TD as senior in 2019 for Seminole High School in Sanford, Florida
- TD reception went for 20 yards in 37-21 win vs. University
- Played mostly at offensive guard as junior in 2018 then tight end as senior in 2019
- Led Seminole to 11-1 mark in 2019 with only loss to eventual state runner-up Apopka in Florida 8A regional final playoff contest
- Helped Seminole to No. 1 final regular-season 8A ranking by Associated Press and No. 7 in all Florida divisions by FloridaHSFootball.com
- Helped Seminole finish 8-2 in 2018
- Played for coach Don Stark
- From same high school as his brother, record-setting UCF standout and current Buffalo Bills wide receiver Gabriel Davis

PERSONAL

- Majoring in criminal justice

**Kalia DAVIS**

#22 pensacola, fla. | west florida tech

DL 6-2
r-SR 310

R-JUNIOR (2020)

- Opted out of the season due to the COVID-19 pandemic
- Earned AAC All-Academic Team honors

R-SOPHOMORE (2019)

- Played in all 13 games, including starting assignments at defensive tackle in each of last nine games of the season
- Recorded 27 total tackles and was sixth on the team with 8.0 tackles for loss
- Was also tied for third on the team with 3.0 sacks and added a breakup, two hurries, a forced fumble and a fumble recovery
- Named first-team all-conference by Pro Football Focus
- Earned AAC All-Academic Team honors
- FAMU (8/29): Registered two tackles, one tackle for loss and one quarterback hurry
- UConn (9/28): Had three tackles, two tackles for loss, one sack and forced a fumble
- at Cincinnati (10/4): Recorded four tackles and broke up one pass
- ECU (10/19): Had five tackles with one tackle for loss
- at Temple (10/26): Registered three tackles, one tackle for loss and a sack
- Houston (11/2): Had five tackles, two tackles for loss and one sack

R-FRESHMAN (2018)

- Played in 10 games making his collegiate debut against UConn
- Recorded 17 total tackles including 10 solo
- Made 2.5 tackles for a loss of five yards
- Broke up one pass on the season
- Made a season-high six tackles against South Carolina State

FRESHMAN (2017)

- Redshirted the season
- Earned AAC All-Academic Team honors

HIGH SCHOOL

- Played for head coach Harry Lees at West Florida Tech
- Named First Team Florida Class 5A All-State by the Associated Press
- Tallied 107 tackles, nine sacks and two interceptions as a senior
- Earned Honorable Mention All-State honors as a junior in 2015
- Received three stars from ESPN, ranking No. 41 among inside line-backers and No. 208 in Florida

PERSONAL

- Majoring in interdisciplinary studies

CAREER STATS

Defense							
Year	GP/GS	UA-A-T	TFL	SACK	BRK	INT	FF-FR
2018	10/0	10-7-17	2.5	0.0	1	0	0-0
2019	13/9	14-13-27	8.0	3.0	1	0	1-1
Total	23/9	24-20-44	10.5	3.0	2	0	1-1

CAREER HIGHS

Defense	
Tackles	6 SC State (9/8/18)
Tackles-For-Loss	2.0 2x, last Houston (11/2/19)
Sacks	1.0 3x, last Houston (11/2/19)
Pass Breakups	1 2x, last at Cincinnati (10/4/19)
Interceptions	--
Forced Fumbles	1 UConn (9/28/19)
Fumbles Recovered	1 UConn (9/29/19)

**Devunte DAWSON**

#29 bedford, texas | coffeyville cc

DB 5-11
r-SR 190

R-JUNIOR (2020)

- Opted out due to the COVID-19 pandemic

PRIOR TO UCF

- Played for Coffeyville Community College in Coffeyville, Kansas
- Made 59 tackles and two interceptions to go with 12 pass breakups for Red Ravens in 2019
- Had 10 tackles and a fumble recovery in 2018 at Coffeyville for 6-5 team
- Played for coach Jeff Leiker
- Team captain in 2016 as senior at L.D. Bell High School in Hurst, Texas, and defensive player of year as junior

PERSONAL

- Majoring in integrative general studies

JaJuan FORTE

#31 youngstown, ohio | walsh

WR 6-1
r-JR 195

R-SOPHOMORE (2020)

- Did not see action

PRIOR TO UCF

- Spent two seasons at Division II Walsh University
- Played high school ball at Boardman

PERSONAL

- Majoring in pre-integrated business

**Jaiden FRANCOIS**

#23 florida city, fla. | nebraska

DB 6-0
r-FR 190

FRESHMAN (2020)

- Spent the season with the scout team

HIGH SCHOOL

- Played at South Dade in Miami
- Received four stars from 247 Sports, Rivals and ESPN
- Originally enrolled at Nebraska before transferring to UCF

PERSONAL

- Majoring in human communication
- Earned Dean's List honors at UCF in the fall of 2020

**Garrett FRENCH**

#83 venice, fla. | venice

TE 6-3
r-FR 235

FRESHMAN (2020)

- Worked with the scout team as a true freshman
- Earned AAC All-Academic Team honors

HIGH SCHOOL

- Made 12 receptions for 124 yards and four TDs as senior in 2019 for Venice High School in Venice, Florida
- Made six catches for 110 yards and two TDs as junior in 2018 for 12-2 Venice team that advanced to Florida 7A playoff semifinals before falling to St. Thomas Aquinas
- Helped coach John Peacock and Venice to 8-5 mark in 2019
- Team captain in 2019

PERSONAL

- Majoring in biology
- Earned Dean's List honors at UCF in the spring of 2021
- Father Troy played center for UCF in late 1980s

**Dillon GABRIEL**

#11 mililani, hawaii | mililani

QB 6-0
JR 200

CAREER

- Ranks seventh in UCF history with 484 pass completions
- With 7,223 career passing yards, ranks sixth all-time at UCF
- His 156.6 career passing efficiency ranks third all-time in program history
- With 11 game of 300 or more passing yards, ranks fourth all-time at UCF, needing just five more to break the record
- Has four games of 400 or more passing yards in his career, the most by a Knight
- Recorded two seasons of 3,000 or more passing yards, which is tied with Daunte Culpepper and Blake Bortles for the most in program history
- His 61 passing touchdowns are the fifth most in program history
- With a career completion percentage of 59.7, he ranks ninth all-time at UCF
- With 14.9 passing yards per completion, he currently holds the program record for a career
- His 8.91 passing yards per attempt also currently stand as a UCF record
- With only 11 interceptions to 811 passing attempts, his .014 ratio is the best ever at UCF

SOPHOMORE (2020)

- Appeared in and started all 10 games at quarterback
- Was 248-of-413 for 3,570 passing yards with 32 passing touchdowns

and just four interceptions

- Also had 169 rushing yards and two scores on the ground
- Received second-team all-conference honors from The American
- Named Walter Camp National Player of the Week once (9/20)
- Earned American Athletic Conference Offensive Player of the Week honors three times (9/21, 9/28, 10/19) and AAC Weekly Honor Roll accolades three times
- Named Davey O'Brien National Quarterback of the Week once
- Received Manning Award Quarterback of the Week honors three times
- Named to Pro Football Focus's National Team of the Week once
- Was a semifinalist for the Davey O'Brien Award and the Maxwell Award
- Earned AAC All-Academic Team honors
- Extended his streak of consecutive games with a passing touchdown to 23 games, which is the third longest streak in UCF history
- Threw 228 consecutive passes without an interception (10/3-11/21/20), the second longest streak in program history
- His four 400-yard passing games were not only the most in a season for a UCF quarterback, but are more than any other Knight has thrown in a career
- With seven 300-yard passing games out of 10 contests, he tied the UCF record for a single season
- In just 10 games, his 248 pass completions rank as the seventh most in a single-season at UCF
- His 3,570 passing yards ranked sixth in UCF history
- His passing efficiency of 156.29 also ranked sixth best in program history
- His 32 passing touchdowns were the second most in a season for a UCF quarterback
- With 14.4 yards per completion, he ranked seventh at UCF and his 8.6 yards per attempt ranks eighth
- His four interceptions to 413 attempts (.010) ratio destroyed the UCF single-season record of .017
- With 3,739 yards of total offense, it was the fourth most in a season at UCF
- He was responsible for 34 total touchdowns, which is tied for the third most in a season at UCF
- Led the conference and the nation with 357.0 passing yards per game
- Led the AAC and ranked seventh in the nation with 24.8 completions per game
- Also led the league and ranked 16th in the nation in passing efficiency
- His 32 passing touchdowns were the best in the conference and fourth most in the nation
- With 14.40 passing yards per completion, he led the league and ranked 12th in the nation
- His 21.2 points responsible for per game also led the AAC and ranked fifth in the nation
- Led the conference and ranked second in the nation with 373.9 yards of total offense per game
- Also led the league and ranked 17th in the nation with 8.64 passing yards per attempt
- at Georgia Tech (9/19): Went 27-of-41 for 417 yards and four touchdowns with one interception, while rushing for 30 yards on eight carries
- at ECU (9/26): Was 32-of-47 for 408 yards and four touchdowns to become first UCF player with back-to-back games of 400 passing yards...set a new UCF record with 18 consecutive pass completions in the second quarter
- Tulsa (10/3): Threw for 330 yards on 28-of-51 passing with one touchdown and one interception...also ran for 28 yards on four carries
- at Memphis (10/17): Went 35-of-49 for 601 yards passing and five touchdowns, which is tied for the third most in a single-game in UCF history...rushed 12 times for 49 yards and a scored on the ground
- Tulane (10/24): Threw for 422 yards on 26-of-40 passing with five touchdowns, becoming just the second Knight to throw for five touchdowns in back-to-back games...also ran for 19 yards on 12 attempts
- at Houston (10/31): Was 19-of-33 for 328 passing yards with two scores
- Temple (11/14): Went 12-of-22 for 268 yards and two touchdowns
- Cincinnati (11/21): Was 26-of-49 for 243 yards and three scores with 30 rushing yards
- at South Florida (11/27): Went 22-of-36 through the air with 336 passing yards and four passing touchdowns with a rushing score
- vs. BYU (12/22): Threw two touchdown passes and had 217 passing yards to go with 31 rushing yards in the Boca Raton Bowl
- Named to CFPA National Performer of the Year Watch List, Davey O'Brien Award Watch List, Maxwell Award Watch List, and Manning Award Watch List
- Earned Athlon preseason second-team all-conference honors

**FRESHMAN (2019)**

- Started each of the final 12 games at quarterback for UCF in 2019, while playing in all 13
- Led the UCF offense that ranked second nationally in total offense (540.5), fifth in scoring (43.4) and eighth in passing (316.7)
- Was fourth nationally in passing yards per completion (15.48) and 13th in passing efficiency (156.9), 13th in passing yards (3,653) and 17th in passing touchdowns (29)
- Led AAC in yards per completion and was second in efficiency
- Set UCF freshman record for passing yards in a season and ranks fourth overall on UCF's single-season passing list
- Threw multiple TD passes in 10 games and had at least one in all 13
- Had best 2019 AAC single-game yards per attempt number (17.6 vs. UConn), which was the second-best mark in program history, and had the best yards per completion figure (25.5 vs. UConn), a new Knights record
- Ranks high on other various UCF single-season charts: third for touchdown passes, third for yards per completion, third for interception-to-attempt ratio (.017) and fifth for passing efficiency
- Earned second-team all-conference honors from Pro Football Focus
- Named AAC Offensive Player of the Week vs. Stanford and five other times was named to AAC Honor Roll
- Efforts vs. Stanford also earned him Walter Camp National Player of the Week, CSM National Player of the Week, PFF GameDay Player of the Week, spot on PFF National Team of the Week, Davey O'Brien Great 8 and Manning Star of the Week
- Named to watch lists for FWAAs Freshman All-America team, the Manning Award and CFPA National Performer of the Year award
- Named to Davey O'Brien Award Great 8 after UCF win over Houston
- Earned AAC All-Academic Team honors
- FAMU (8/29): Came off bench to complete nine of 13 passes for 127 yards and three touchdowns in collegiate debut
- at FAU (9/7): Made first-career start at quarterback and connected on seven of 19 throws for 245 yards and two touchdowns, while rushing for 19 yards and a score
- Stanford (9/14): Completed 22 of 30 throws for 347 yards and four touchdowns
- at Pitt (9/21): Connected on season-high 25 of 42 throws for 338 yards and two scores
- UConn (9/28): Went 11 of 16 for 281 yards and three touchdowns
- at Cincinnati (10/4): Successful on 25 of season-high 46 throws for 297 yards and one touchdown
- ECU (10/19): Connected on 22 of 35 passes for season-best 365 yards and two touchdowns, while rushing for another score
- at Temple (10/26): Completed 10 of 20 throws for 218 yards and three touchdowns
- Houston (11/2): Connected on 21 of 30 passes for 298 yards and three scores, while rushing for one touchdown
- at Tulsa (11/8): Completed 23 of 38 throws for 290 yards and a touchdown
- at Tulane (11/23): Hit 24 of season-high-tying 46 throws for 315 yards and a touchdown; also ran a season-high 12 times for season-high 58 yards
- South Florida (11/29): Connected on 23 of 39 passes for 270 yards and two touchdowns
- vs. Marshall (12/23): Completed 14 of 24 passing attempts for 260 yards and two touchdowns, while rushing for another score, to earn 2019 Bad Boy Mowers Gasparilla Bowl MVP honors

HIGH SCHOOL

- 2018 Gatorade Hawaii Player of the Year
- Hawaii High School Career Record for passing yards
- Top honors on Honolulu Star-Advertiser All-State Team
- Career statistics: 9,948 yards, 105 touchdowns
- 2018 statistics: 3,754 yards, 38 touchdowns
- No. 9 player in State of Hawaii (Rivals)

PERSONAL

- Majoring in human communication
- Earned Dean's List honors at UCF in the spring of 2021

CAREER STATS

Passing								
Year	GP/GS	C-A-I	PCT	YDS	TD	LG	AVG/G	
2019	13/12	236-398-7	59.3	3653	29	75	281.0	
2020	10/10	248-413-4	60.0	3570	32	93	357.0	
Total	23/22	484-811-11	59.7	7223	61	93	314.0	

Rushing								
Year	GP/GS	ATT	YDS	TD	LG	AVG/A	AVG/G	
2019	13/12	71	78	4	22	1.1	6.0	
2020	10/10	72	169	2	28	2.3	16.9	
Total	23/22	143	247	6	28	1.7	10.7	

CAREER HIGHS

Passing		
Completions	35	at Memphis (10/17/20)
Attempts	51	Tulsa (10/3/20)
Yards	601	at Memphis (10/17/20)
Touchdowns	5	2x, last Tulane (10/24/20)
Interceptions	3	at Cincinnati (10/4/19)
Long	93	at Memphis (10/27/20)

Rushing		
Attempts	12	3x, last Tulane (10/24/20)
Yards	58	at Tulane (11/23/19)
Touchdowns	1	6x, last at South Florida (11/27/20)
Long	28	at Memphis (10/27/20)

**Derek GAINOUS**

#21 miami, fla. | miami

DB	6-0
SR	190

JUNIOR (2020)

- Played in nine of 10 games on the season, starting four times at safety
- Fourth on the team with 46 total tackles, adding one break-up, one forced fumble and an interception
- Became first Knights to earn CoSIDA Academic All-District honors since 2015
- Also earned AAC All-Academic Team accolades
- at ECU (9/26): Totaled six tackles and forced a fumble
- at Houston (10/31): Had nine tackles, including eight unassisted stops in first start of the season
- Temple (11/14): Totaled six tackles
- Cincinnati (11/21): Had eight tackles
- at South Florida (11/27): Recorded eight tackles and broke up one pass

SOPHOMORE (2019)

- Appeared in all 13 games, starting once at safety
- Made 17 total tackles on the season
- Earned AAC All-Academic Team honors
- UConn (9/28): Made first-career start, registering eight tackles

FRESHMAN (2018)

- Played in 11 games
- Made 3 total tackles during the season
- Earned AAC All-Academic Team honors
- UConn (8/30): Made collegiate debut

HIGH SCHOOL

- Racked up 43 tackles, 30 solos, with one sack and one interception as a senior at Miami Senior High School
- Posted a personal best time of 11.81 seconds in the 100-meter dash as a junior
- Guided the Stingarees to the Florida 8A State Semifinals in 2017

PERSONAL

- Majoring in interdisciplinary studies
- Earned Dean's List honors at UCF in the fall of 2020 and the spring of 2021



CAREER STATS

Defense							
Year	GP/GS	UA-A-T	TFL	SACK	BRK	INT	FF-FR
2018	11/0	2-1-3	0.0	0.0	0	0	0-0
2019	13/1	7-10-17	0.0	0.0	0	0	0-0
2020	9/4	33-13-46	0.0	0.0	1	1	1-0
Total	33/5	42-24-66	0.0	0.0	1	1	1-0

CAREER HIGHS

Defense	
Tackles	9 at Houston (10/31/20)
Tackles-For-Loss	--
Sacks	--
Pass Breakups	1 at South Florida (11/27/20)
Interceptions	1 Tulane (10/24/20)
Forced Fumbles	1 at East Carolina (9/26/20)
Fumbles Recovered	--

Eriq **GILYARD**

#10 jacksonville, fla. | trinity christian academy

— LB — 5-11
— SR — 225

JUNIOR (2020)

- Appeared in nine of 10 games, starting nine times at linebacker
- Totaled 59 tackles with 8.5 tackles for loss and one sack during the regular season
- Also had three forced fumbles, two fumble recoveries, an interception, a pass breakup, one hurry, and a safety
- Named to the AAC Weekly Honor Roll once
- Led the team in tackles for loss and forced fumbles, tied for the team lead in fumble recoveries, and ranked second in total tackles
- Ranked 12th in the nation in fumbles recovered and 16th in forced fumbles
- Earned Pro Football Focus National Team of the Week honors once (11/15)
- Earned AAC All-Academic Team honors
- at Georgia Tech (9/19): Had 10 tackles, 2.0 tackles for loss and forced a fumble
- at ECU (9/26): Recorded six tackles, 2.0 tackles for loss, forced a fumble and recovered a fumble
- Tulsa (10/3): Totaled 12 tackles and one tackle for loss while forcing a safety
- at Houston (10/31): Had five tackles, half a tackle for loss, a quarterback hurry and an interception
- Temple (11/14): Totaled 12 tackles, three tackles for loss, a sack, a forced fumble and a fumble recovery
- Cincinnati (11/21): Had six total tackles
- vs. BYU (12/22): Had two tackles and a pass breakup in the Boca Raton Bowl

SOPHOMORE (2019)

- Started every game at middle linebacker
- Tied for third on the squad with 77 total tackles to go with five tackles for loss, three quarterback hurries and an interception
- Earned AAC All-Academic Team honors
- at FAU (9/7): Had seven tackles and one quarterback hurry
- Stanford (9/14): Registered seven tackles with half a tackle for loss
- at Pitt (9/21): Had four tackles and one quarterback hurry
- ECU (10/19): Recorded six tackles with two tackles for loss
- at Temple (10/26): Had eight tackles with one tackle for loss
- Houston (11/2): Registered eight tackles, half a tackle for loss, and one quarterback hurry
- at Tulsa (11/8): Recorded career-high 12 tackles
- at Tulane (11/23): Made five tackles
- South Florida (11/29): Had seven tackles, one tackle for loss and an interception

FRESHMAN (2018)

- Played in 11 games
- Made 38 tackles on the season, 20 solo
- Recorded five tackles for six yards lost for the year
- Earned AAC All-Academic Team honors

- Navy (11/10): Set his career-high nine tackles against Navy while making his first collegiate start

HIGH SCHOOL

- Helped lead Trinity Christian to three straight Class 4A state championships and a berth in the 2017 Class 5A Regional Final
- Averaged 11 tackles per game last season, with more than 10 tackles for-loss
- Tallied 8.3 tackles per game as a junior, including 14.5 TFLs, 4.5 sacks and an interception

PERSONAL

- Majoring in human communication
- Earned Dean's List honors at UCF in the spring of 2021

CAREER STATS

Defense							
Year	GP/GS	UA-A-T	TFL	SACK	BRK	INT	FF-FR
2018	11/1	20-18-38	5.0	0.0	0	0	0-0
2019	13/13	41-36-77	5.0	0.0	0	1	0-0
2020	9/9	33-26-59	8.5	1.0	1	1	3-2
Total	33/23	94-80-174	18.5	1.0	1	2	3-2

CAREER HIGHS

Defense	
Tackles	12 3x, last Temple (11/14/20)
Tackles-For-Loss	3.0 Temple (11/14/20)
Sacks	1.0 Temple (11/14/20)
Pass Breakups	1 vs. BYU (12/22/20)
Interceptions	1 2x, last at Houston (10/31/20)
Forced Fumbles	1 3x, last Temple (11/14/20)
Fumbles Recovered	1 2x, last Temple (11/14/20)

Damarius **GOOD**

#22 orlando, fla. | lake brantley

— RB — 5-11
— r-SO — 185

R-FRESHMAN (2020)

- Appeared in all 10 games as a running back and on special teams
- Rushed four times for 24 yards and caught two passes for 22 yards
- at Georgia Tech (9/19): Rushed twice for 21 yards in collegiate debut
- Tulsa (10/3): Caught two passes for 22 yards
- Temple (11/14): Ran two times for three yards

FRESHMAN (2019)

- Worked with the scout team as a true freshman

HIGH SCHOOL

- Rushed 63 times for 656 yards and nine TDs in 2018
- Averaged 10.4 yards per carry this past season
- Caught five passes for 99 yards as a senior
- Averaged 37.3 yards per kickoff return
- No. 43 Athlete in the nation (247 Sports)
- No. 98 player in the State of Florida (247)

PERSONAL

- Majoring in interdisciplinary studies

Cam **GOODE**

#54

washington, d.c. | virginia tech

DL 6-2
r-JR 315

R-SOPHOMORE (2020)

- Appeared in all 10 games, starting twice on the defensive line
- Totaled 19 tackles and was second on the team with 7.5 tackles for loss
- Also added 3.0 sacks and three quarterback hurries
- at Georgia Tech (9/19): Had two tackles and a tackle for loss
- at ECU (9/26): Recorded half a tackle for loss
- Tulsa (10/3): Had a tackle for loss and a quarterback hurry
- at Memphis (10/17): Recorded a sack and three tackles
- Tulane (10/24): Added another tackle for loss in first career start
- at Houston (10/31): Had three tackles, a sack and a quarterback hurry
- Temple (11/14): Had four tackles and a sack
- at South Florida (11/27): Recorded one tackle for loss

R-FRESHMAN (2019)

- Played in 10 games as a defensive tackle
- Recorded nine total tackles with half a tackle for loss and five quarterback hurries
- Earned AAC All-Academic Team honors
- FAMU (8/29): Had two tackles with half a tackle for loss
- at FAU (9/7): Registered one tackle and two quarterback hurries
- at Pitt (9/21): Recorded one tackle and one quarterback hurry
- South Florida (11/29): Made two tackles
- vs. Marshall (12/23): Had one tackle and one hurry in the Gasparilla Bowl

PRIOR TO UCF

- Originally enrolled at Virginia Tech, but did not play in 2018
- First-Team All-Met by Washington Post
- Led St. John's College HS team to WCAC Championship
- Played in 2018 Under Armour All-American game
- Tallied 46 tackles, 29 tackles for-loss, 14 sacks as a senior in 2017

PERSONAL

- Majoring in human communication
- Earned Dean's List honors at UCF in the fall of 2020

CAREER STATS*Defense*

Year	GP/GS	UA-A-T	TFL	SACK	BRK	INT	FF-FR
2019	10/0	2-7-9	0.5	0.0	0	0	0-0
2020	10/2	12-7-19	7.5	3.0	0	0	0-0
Total	20/2	14-14-28	8.0	3.0	0	0	0-0

CAREER HIGHS*Defense*

Tackles	4	Temple (11/14/20)
Tackles-For-Loss	1.0	7x, last at South Florida (11/27/20)
Sacks	1.0	3x, last Temple (11/14/20)
Pass Breakups	--	--
Interceptions	--	--
Forced Fumbles	--	--
Fumbles Recovered	--	--

Noah **HANCOCK**

#91

beckley, w.va. | asa

DL 6-4
r-SR 305

R-SENIOR (2020)

- Appeared in all 10 games, starting four times on the defensive line
- Totaled 16 tackles with 1.5 for loss, one sack, two hurries and a blocked kick during the regular season
- Earned AAC All-Academic Team honors
- at Georgia Tech (9/19): Blocked a kick
- at Houston (10/31): Had four tackles, a sack and two quarterback hurries
- Cincinnati (11/21): Recorded four tackles with half a tackle for loss
- vs. BYU (12/22): Had four tackles in the Boca Raton Bowl

R-JUNIOR (2019)

- Played in 12 games as defensive tackle, making two starts at defensive tackle
- Contributed 11 tackles, 3.5 tackles for loss, 1.5 sacks and one pass broken up
- Earned AAC All-Academic Team honors
- FAMU (8/29): Made debut as a Knight
- at FAU (9/7): Had three tackles, one tackle for loss, and half a sack
- at Pitt (9/21): Credited with two tackles
- ECU (10/19): Recorded two tackles with half a tackle for loss
- Houston (11/2): Registered three tackles, two tackles for loss and a sack

PRIOR TO UCF

- Played in eight games, recording 12 tackles, 4.5 tackles-for-loss and one sack at ASA in 2018
- Played in 10 games, registering 21 tackles and three tackles-for-loss at Concord in 2016

PERSONAL

- Majoring in sociology
- Earned Dean's List honors at UCF in the spring of 2021

CAREER STATS*Defense*

Year	GP/GS	UA-A-T	TFL	SACK	BRK	INT	FF-FR
2019	12/2	4-7-11	3.5	1.5	1	0	0-0
2020	10/4	5-11-16	1.5	1.0	0	0	0-0
Total	22/6	9-18-27	5.0	2.5	1	0	0-0

CAREER HIGHS*Defense*

Tackles	4	3x, last vs. BYU (12/22/20)
Tackles-For-Loss	2.0	Houston (11/2/19)
Sacks	1.0	2x, last at Houston (10/31/20)
Pass Breakups	1	at Cincinnati (10/4/19)
Interceptions	--	--
Forced Fumbles	--	--
Fumbles Recovered	--	--

**RJ HARVEY**

#44 orlando, fla. | virginia

RB 5-8
r-SO 195

R-FRESHMAN (2020)

- Appeared in five of 10 games at running back and on special teams
- at ECU (9/26): Made collegiate debut
- Temple (11/14): Had two rushes for three yards

PRIOR TO UCF

- Spent 2019 season at Virginia as a true freshman, earning a redshirt

HIGH SCHOOL

- Played quarterback at Edgewater High School for head coach Cameron Duke
- Accounted for 48 total touchdowns, including 25 rushing touchdowns and 23 passing touchdowns in 2018
- Passed for 1,787 yards and rushed for 1,376 yards as a senior
- Was 21-5 in his career as the starting quarterback
- Led Edgewater to a state semifinal appearance in 2018 after his class went 0-10 in 2016 as sophomores
- A three-star recruit by ESPN.com, Rivals.com and 247sports.com

PERSONAL

- Majoring in interdisciplinary studies
- Earned Dean's List honors at UCF in the spring of 2021

**Jake HESCOCK**

#88 pittsfield, mass. | wisconsin

TE 6-7
r-SR 250

R-SENIOR (2020)

- Appeared in all 10 games, starting four times at tight end
- Caught 10 passes for 53 yards and three touchdowns during the season
- at Georgia Tech (9/19): Caught two passes for 15 yards
- at ECU (9/26): Caught at seven-yard touchdown pass
- Tulane (10/24): Had two receptions for 14 yards and a touchdown
- at Houston (10/31): Grabbed three balls for 12 yards
- at South Florida (11/27): Caught a one-yard touchdown pass

R-JUNIOR (2019)

- Top tight end, playing in 12 of 13 games and starting seven
- Finished the season with nine catches for 87 yards and a pair of scores
- at FAU (9/7): Caught one ball for 13 yards
- Stanford (9/14): Totaled 47 yards on four catches and a one-yard touchdown
- at Pitt (9/21): Caught three passes for seven yards
- at Temple (10/26): Hauled in a 20-yard touchdown reception

R-SOPHOMORE (2018)

- Played in all 13 games, starting one
- Recorded two catches for 13 yards and one touchdown
- at South Florida (11/23): First-career start and first-career reception, a nine-yard catch
- Memphis (12/1): Snuck out of the backfield to catch a jump-pass from Darriel Mack Jr. from four yards out for first-career touchdown

R-FRESHMAN (2017)

- Sat out the year after transferring

PRIOR TO UCF

- Spent the season with the scout team at Wisconsin as a true freshman in 2016
- Three-star prospect by 247 Sports, ESPN, Rivals and Scout out of the Salisbury School in Connecticut
- Named to All-USA Connecticut first team by USA Today as a senior
- Boston Globe All-Scholastic
- New England Preparatory School Athletic Council Player of the Year

and first-team All-New England

- Named NEPSAC Class A Lineman of the Year by Boston Globe
- Recorded 23 catches for 249 yards and two touchdowns as a senior
- Team captain as a senior
- Class President

PERSONAL

- Majoring in pre-integrated business

CAREER STATS*Receiving*

Year	GP/GS	REC	YDS	TD	LG	REC/G	AVG/R	AVG/G
2018	13/1	2	13	1	9	0.2	6.5	1.0
2019	12/7	9	87	2	20	0.8	9.7	7.2
2020	10/4	10	53	3	11	1.0	5.3	5.3
Total	35/12	21	153	6	20	0.6	7.3	4.4

CAREER HIGHS*Receiving*

Receptions	4	Stanford (9/14/19)
Yards	47	Stanford (9/14/19)
Touchdowns	1	6x, last at South Florida (11/27/20)
Long	20	at Temple (10/26/19)

**Keenan HESTER**

#52 st. petersburg, fla. | catholic

DL 6-4
r-SO 305

R-FRESHMAN (2020)

- Played in eight of 10 games on the defensive line
- Totaled four tackles with one sack and one fumble recovery on season
- at Georgia Tech (9/19): Made collegiate debut
- at ECU (9/26): Recorded first career sack
- at South Florida (11/27): Had two tackles and recovered a fumble

FRESHMAN (2019)

- Worked with the scout team during true freshman season

HIGH SCHOOL

- Racked up 56 total tackles in 2018
- Of his 56 total stops, 46 were unassisted
- Recorded 15 tackles for loss, including nine sacks in 2018
- Forced three fumbles, broke up three passes, recovered one fumble and tallied one interception as a senior
- No. 43 defensive tackle in the nation (247 Sports)
- Rated four star prospect (ESPN)

PERSONAL

- Majoring in human communication

CAREER STATS*Defense*

Year	GP/GS	UA-A-T	TFL	SACK	BRK	INT	FF-FR
2020	8/0	3-1-4	1.0	1.0	0	0	0-1
Total	8/0	3-1-4	1.0	1.0	0	0	0-1

CAREER HIGHS*Defense*

Tackles	2	at South Florida (11/27/20)
Tackles-For-Loss	1.0	at East Carolina (9/26/20)
Sacks	1.0	at East Carolina (9/26/20)
Pass Breakups	--	--
Interceptions	--	--
Forced Fumbles	--	--
Fumbles Recovered	1	at South Florida (11/27/20)

Justin HODGES

#12 fort lauderdale, fla. | western

DB	6-2
SO	175

FRESHMAN (2020)

- Appeared in seven games with one start at cornerback
- Made three tackles with one tackle for loss and four pass break-ups during the regular season
- Earned AAC All-Academic Team honors
- at Georgia Tech (9/19): Made collegiate debut
- at ECU (9/26): Recorded first career tackle and pass break-up
- at Memphis (10/17): Made first career start at cornerback
- Temple (11/14): Had one pass break-up
- at South Florida (11/27): Recorded two tackles, one tackle for loss and two break-ups

HIGH SCHOOL

- Had 41 tackles, 26 solo, six interceptions and two fumble recoveries as senior in 2019 for Western High School in Fort Lauderdale, Florida
- Led Wildcats to final 9-3 record and Florida 8A regional final before loss to eventual 2019 state champion Columbus
- Helped Western to No. 7 final regular-season 8A ranking by Associated Press
- Rated No. 14 Broward County senior in preseason South Florida Sun-Sentinel rankings
- Second-team Broward 8A-6A pick in 2018 as junior by Sun-Sentinel
- Made 34 tackles, 27 solo, with four interceptions in 2018
- Played for coach Adam Ratkevich

PERSONAL

- Majoring in human communication
- Cousin Al Blades Jr. is current cornerback at Miami

CAREER STATS
Defense

Year	GP/GS	UA-A-T	TFL	SACK	BRK	INT	FF-FR
2020	7/1	3-0-3	1.0	0.0	4	0	0-0
Total	7/1	3-0-3	1.0	0.0	4	0	0-0

CAREER HIGHS
Defense

Tackles	2	at South Florida (11/27/20)
Tackles-For-Loss	1.0	at South Florida (11/27/20)
Sacks	--	--
Pass Breakups	2	at South Florida (11/27/20)
Interceptions	--	--
Forced Fumbles	--	--
Fumbles Recovered	--	--


Alec HOLLER

#82 winter park, fla. | trinity prep

TE	6-3
r-JR	230

R-SOPHOMORE (2020)

- Appeared in all 10 games as a tight end and on special teams
- at Georgia Tech (9/19): Made collegiate debut

R-FRESHMAN (2019)

- Worked with the scout team before missing the rest of the season with a knee injury
- Earned AAC All-Academic Team honors

FRESHMAN (2018)

- Did not see action as a true freshman
- Earned AAC All-Academic Team honors

HIGH SCHOOL

- Played in all 10 games as a senior, making 69 receptions for 1,329 yards and 15 touchdowns
- Helped the Saints average 9.2 yards per carry and 200.8 yards on the ground per game in 2017
- Also played basketball for the Saints
- Brother Max is a tight end at UCF

PERSONAL

- Majoring in real estate


Max HOLLER

#49 winter park, fla. | trinity prep

TE	6-4
r-FR	245

FRESHMAN (2020)


- Worked with the scout team during true freshman season
- Earned AAC All-Academic Team honors

HIGH SCHOOL

- First-team tight end on 2019 All-Orlando Sentinel Varsity small schools team for FHSAA 4A-1A and Sunshine State Athletic Conference
- Made 62 receptions for Saints in 2019 for 918 yards and 10 TDs
- Caught 14 passes for 208 yards and four TDs as junior in 2018
- Served as team captain in 2019 for former UCF head coach Mike Kruczek at Trinity Prep
- Also a two-year starter at defensive end/linebacker
- Made 56 tackles to go with 12 tackles for loss, four sacks and one interception in 2019, added 69 tackles, 10 TFL, four sacks and three interceptions as junior and 31 tackles, eight TFL, one sack and one interception as sophomore in 2017
- Played three seasons of basketball, including on 17-9 Trinity Prep team as junior in 2018-19
- Brother Alec is a tight end at UCF

PERSONAL

- Majoring in pre-integrated business
- Earned Dean's List honors at UCF in the spring of 2021

**Samuel JACKSON**

#73 bradenton, fla. | lakewood ranch

OL 6-6
r-SR 325

R-JUNIOR (2020)

- Played in nine of 10 games, starting eight times on the offensive line
- Saw action at all four tackle and guard positions
- Earned AAC All-Academic Team honors

R-SOPHOMORE (2019)

- Appeared in all 13 games, starting 10 on the offensive line
- Played both tackle and guard for the Knights
- Earned AAC All-Academic Team honors

SOPHOMORE (2018)

- Appeared in four games
- Returned for first game against Navy after rehabilitating injury suffered during spring ball
- Helped the Knights break the single-season rushing record
- Earned AAC All-Academic Team honors

FRESHMAN (2017)

- Appeared in all 13 games on the offensive line
- Made career debut in the season opener against FIU (8/31)
- Earned AAC All-Academic Team honors

HIGH SCHOOL

- Played for head coach Mick Koczursut at Lake Wood Ranch High
- Named First Team All-Area by the Bradenton Herald
- Tallied 36 pancake blocks during the course of his senior season
- Graduated out at 92 percent from his offensive tackle spot
- Earned three stars from 247, ranking No. 121 as an offensive tackle
- Received three stars from ESPN, ranking No. 84 among off. tackles
- Earned three stars from Rivals

PERSONAL

- Pursuing a master's degree in educational leadership after receiving his bachelor's degree in psychology

**Jeremiah JEAN-BAPTISTE**

#11 florida city, fla. | south dade

LB 6-2
JR 230

SOPHOMORE (2020)

- Appeared in all 10 games, starting twice at linebacker
- Totaled 37 tackles, including 27 unassisted stops and half a TFL
- Earned AAC All-Academic Team honors
- at ECU (9/26): Made five tackles
- at Memphis (10/17): Recorded six tackles and half a tackle for loss
- Tulane (10/24): Had three tackles
- Temple (11/14): Made seven tackles
- at South Florida (11/27): Totaled eight tackles

FRESHMAN (2019)

- Played in all 13 games as a reserve linebacker
- Finished the year with 12 tackles, two tackles for loss and one pass breakup
- Earned AAC All-Academic Team honors
- FAMU (8/29): Made collegiate debut
- UConn (9/28): Had season-high six tackles with two tackles for loss-- and broke up one pass

HIGH SCHOOL

- Helped lead team to Regional Championship game
- Recorded 131 tackles during 2017 season
- Tallied 7 tackles for-loss and 5 sacks as a junior
- No. 71 inside linebacker in the nation (247 Sports)

PERSONAL


- Majoring in criminal justice
- Earned Dean's List honors at UCF in the fall of 2020

CAREER STATS

Defense							
Year	GP/GS	UA-A-T	TFL	SACK	BRK	INT	FF-FR
2019	13/0	11-1-12	2.0	0.0	1	0	0-0
2020	10/2	27-10-37	0.5	0.0	0	0	0-0
Total	23/2	38-11-49	2.5	0.0	1	0	0-0

CAREER HIGHS

Defense		
Tackles	8	at South Florida (11/27/20)
Tackles-For-Loss	2.0	UConn (9/8/19)
Sacks	--	--
Pass Breakups	1	UConn (9/8/19)
Interceptions	--	--
Forced Fumbles	--	--
Fumbles Recovered	--	--

**Amari JOHNSON**

#17 miami, fla. | carol city

WR 5-10
JR 175

SOPHOMORE (2020)

- Appeared in nine games at receiver and on special teams
- Caught three passes for 12 yards on the season
- Tulsa (10/3): Caught two passes for 24 yards

FRESHMAN (2019)

- Appeared in seven games as a receiver and on special teams
- FAMU (8/29): Totaled 67 yards on two catches with a 49-yard touchdown in collegiate debut
- His score was the seventh longest touchdown reception of the season for the Knights

HIGH SCHOOL

- Helped lead team to regional semifinal
- All-County Track and Field selection
- No. 84 wide receiver in nation (ESPN)
- No. 103 player in State of Florida (ESPN)
- Invited to Miami-Dade All-Star game

PERSONAL

- Majoring in human communication

CAREER STATS

Receiving								
Year	GP/GS	REC	YDS	TD	LG	REC/G	AVG/R	AVG/G
2019	7/0	2	67	1	49	0.3	33.5	9.6
2020	9/0	3	26	0	13	0.3	8.7	2.9
Total	16/0	5	93	1	49	0.3	18.6	5.8

CAREER HIGHS

Receiving		
Receptions	2	2x, last Tulsa (10/3/20)
Yards	67	Florida A&M (8/29/19)
Touchdowns	1	Florida A&M (8/29/19)
Long	49	Florida A&M (8/29/19)

**Quadry JONES**

#12 orlando, fla. | jones

QB 6-0
r-JR 185

R-SOPHOMORE (2020)

- Appeared in two games at quarterback
- Went 1-for-2 for four yards through the air
- Also added 30 yards on three rushes

R-FRESHMAN (2019)

- Played in three games as a backup quarterback
- Went a perfect 3-for-3 with 78 yards passing and one touchdown for a 428.40 passing efficiency rating
- FAMU (8/29): Went 2-for-2 with 61 yards and a 49-yard score, while rushing for eight yards on two carries
- at FAU (9/7): Was 1-of-1 passing for 17 yards

FRESHMAN (2018)

- Appeared in one game for one play as a true freshman
- at ECU (10/20): Lined up at receiver for a double-pass play that ended with him throwing a 42-yard touchdown strike to Adrian Killins Jr.

HIGH SCHOOL

- Led the Tigers to a 10-3-1 record and a district title as a senior
- Threw for 1,328 yards, averaging 265.6 yards per game, on 77-of-109 passing for a 70.6-percent completion percentage with 14 touchdowns in 2017
- Rushed for 4.2 yards per carry and one touchdown as a senior
- Threw for 2,256 yards and 28 touchdowns during junior campaign with a 61.2-percent completion clip, as the Fightin' Tigers went 10-2 and reached the regional finals

PERSONAL

- Majoring in criminal justice

CAREER STATS*Passing*

Year	GP/GS	C-A-I	PCT	YDS	TD	LG	AVG/G
2018	1/0	1-1-0	100.0	42	1	42	42.0
2019	3/0	3-3-0	100.0	78	1	49	26.0
2020	2/0	1-2-0	50.0	4	0	4	2.0
Total	6/0	5-6-0	83.3	124	2	49	20.7

Rushing

Year	GP/GS	ATT	YDS	TD	LG	AVG/A	AVG/G
2018	1/0	0	0	0	0	0.0	0.0
2019	3/0	5	-15	0	6	-3.0	-5.0
2020	2/0	3	30	0	18	10.0	15.0
Total	6/0	8	15	0	18	1.9	2.5

CAREER HIGHS*Passing*

Completions	2	Florida A&M (8/29/19)
Attempts	2	2x, last Temple (11/14/20)
Yards	61	Florida A&M (8/29/19)
Touchdowns	1	2x, last Florida A&M (8/29/19)
Interceptions	--	--
Long	49	Florida A&M (8/29/19)

Rushing

Attempts	3	Temple (11/14/20)
Yards	30	Temple (11/14/20)
Touchdowns	--	--
Long	18	Temple (11/14/20)

**Alan KERVIN**

#99 east lake, fla. | east lake

P 6-1
r-SO 190

R-FRESHMAN (2020)

- Did not see game action
- Earned AAC All-Academic Team honors

FRESHMAN (2019)


- Did not see action as a true freshman
- Earned AAC All-Academic Team honors

HIGH SCHOOL

- 5-star prospect by ChrisSailerKicking.com
- Handled punting and placekicking duties at East Lake HS
- Placed 42 percent of his punts inside the opponent's 20-yard line

PERSONAL

- Majoring in finance
- Earned Dean's List honors at UCF in the spring of 2021

**Matthew LEE**

#55 oviedo, fla. | hagerly

OL 6-4
r-SO 295

R-FRESHMAN (2020)

- Played in and started all 10 games at center
- Named first-team all-conference by The American
- Also earned Freshman All-America honors from The Athletic

FRESHMAN (2019)

- Played in four games as an offensive lineman
- Earned AAC All-Academic Team honors

HIGH SCHOOL

- Helped lead team to district championship
- Helped lead team to first round of state playoffs
- No. 84 offensive guard in nation (ESPN)
- No. 214 player in State of Florida (ESPN)

PERSONAL

- Majoring in kinesiology

**Dyllon LESTER**

#18 plantation, fla. | american heritage

DB 6-0
r-JR 200

R-SOPHOMORE (2020)

- Appeared in all 10 games in the defensive backfield
- Totaled 18 tackles with 12 unassisted
- Also forced one fumble and recovered one fumble
- Earned AAC All-Academic Team honors
- at Georgia Tech (9/19): Made three tackles, forced a fumble and recovered a fumble
- at Memphis (10/17): Totaled three tackles
- at South Florida (11/27): Had three total tackles
- vs. BYU (12/22): Made a career-high five tackles in the Boca Raton Bowl

R-FRESHMAN (2019)

- Played in all 13 games, starting once at nickelback
- Made 11 tackles to go with two passes broken up and one quarterback hurry
- Earned AAC All-Academic Team honors
- FAMU (8/29): Made first-career start
- at FAU (9/7): Had a pass breakup and a quarterback hurry
- at Pitt (9/21): Had four tackles

- UConn (9/28): Recorded three tackles and broke up a pass

FRESHMAN (2018)

- Appeared in three games as a defensive back
- Earned AAC All-Academic Team honors
- UConn (8/30): Made collegiate debut
- SCSU (9/8): Recorded first collegiate tackle

HIGH SCHOOL

- Helped lead team to 14-0 record
- Led team to Class 5A State Championship
- Helped lead Flanagan HS to a 9-3 record and state playoff berth as a junior
- Earned three stars from Rivals

PERSONAL

- Majoring in human communication
- Earned Dean's List honors at UCF in the fall of 2020

CAREER STATS

Defense							
Year	GP/GS	UA-A-T	TFL	SACK	BRK	INT	FF-FR
2018	3/0	1-0-1	0.0	0.0	0	0	0-0
2019	13/1	9-2-11	0.0	0.0	2	0	0-0
2020	10/0	12-6-18	0.0	0.0	0	0	1-1
Total	26/1	22-8-30	0.0	0.0	2	0	1-1

CAREER HIGHS

Defense		
Tackles	5	vs. BYU (12/22/20)
Tackles-For-Loss	--	--
Sacks	--	--
Pass Breakups	1	2x, last UConn (9/28/19)
Interceptions	--	--
Forced Fumbles	1	at Georgia Tech (9/19/20)
Fumbles Recovered	1	at Georgia Tech (9/19/20)



Mike **LOFTON**

#57 clearwater, fla. | calvary christian

OL 6-2
SO 300

FRESHMAN (2020)

- Appeared in eight games on the offensive line and on special teams
- Earned AAC All-Academic Team honors

HIGH SCHOOL

- Starter as junior and senior for Calvary Christian High School in Clearwater, Florida
- Played on both offensive and defensive lines for Warriors
- Helped Warriors rank 10th in final regular-season 3A standings by FloridaHSFootball.com before falling to Clearwater Central Catholic in 2019 Florida 3A regional quarterfinal
- Played for coach Kirk Hoza
- Transferred from J.W. Mitchell High School in New Port Richey, Florida, after sophomore season

PERSONAL

- Majoring in psychology



Chidoziri **MAGHIRO**

#66 nigeria | st. thomas aquinas (fla.)

OL 6-5
r-JR 325

R-SOPHOMORE (2020)

- Appeared in two games on the offensive line

R-FRESHMAN (2019)

- Appeared in two games as an offensive lineman
- Earned AAC All-Academic Team honors

FRESHMAN (2018)

- Did not see action
- Earned AAC All-Academic Team honors

HIGH SCHOOL

- Guided St. Thomas Aquinas to the Florida 7A State Semifinals in 2017
- Anchored a line that record 6.4 yards per carry and 125.6 yards on the ground as a senior
- Won the 2016 and 2015 Florida 7A State Championships

PERSONAL

- Majoring in electrical engineering

Dionte **MARSH**

#38 deland, fla. | florida

WR 6-2
r-SO 190

R-FRESHMAN (2020)

- Sat out the season after transferring in from Florida

PRIOR TO UCF

- Appeared in two games as a true freshman at Florida, earning a redshirt

HIGH SCHOOL

- Totaled 45 receptions for 964 yards and 11 touchdowns as a senior, helping Deland to an 8-3 record and a berth in the FHSAA Class 8A playoffs
- Notched 23 receptions for 444 yards and seven touchdowns as a junior, adding 248 yards in kickoff returns to garner second-team All-Area honors
- Attended the 2018 U.S. Army National Underclassmen Combine in San Antonio, Texas, where he had a standing broad jump of 11-feet, 3-inches
- Played for coach Steve Allen
- Also a sprinter and long jumper for Deland's track and field team

PERSONAL

- Majoring in human communication



Zach **MARSH-WOJAN**

#85 vacaville, calif. | sacramento city college

TE 6-5
SR 245

JUNIOR (2020)

- Appeared in all 10 games as a tight end and on special teams
- Earned AAC All-Academic Team honors

PRIOR TO UCF

- Transfer from Sacramento City College in Sacramento, California
- Caught 36 passes for 502 yards and three TDs in 2019 for Sacramento City
- Top day for Panthers in 2019 produced eight grabs for 108 yards and two TDs vs. Sierra
- Tied for team lead in receptions in 2019 as sophomore
- Spent 2018 season at Santa Rosa Junior College in Santa Rosa,

California

- Played for Will C. Wood High School in Vacaville, California
- Named all-league second team, recording 59 catches for 805 yards with team-best eight receiving TDs as high school junior in 2016
- Also played linebacker in high school
- Hit .328 as baseball infielder as junior in 2017 on 19-8 Wildcat team

PERSONAL

- Majoring in interdisciplinary studies
- Earned Dean's List honors at UCF in the spring of 2021

Stephen*MARTIN*
#47 orlando, fla. | bishop moore

_____ **WR** _____ **6-5**
 _____ **r-FR** _____ **210**

FRESHMAN (2020)

- Worked with the scout team during true freshman season
- Earned AAC All-Academic Team honors

HIGH SCHOOL

- Caught 35 passes for 648 yards and eight TDs as senior in 2019 for Bishop Moore High School in Orlando
- Made six receptions for 121 yards and two TDs vs. Edgewater in 2019
- Added five for 171 and two TDs vs. Eastside
- Made 37 tackles and broke up seven passes on defense for Hornets in 2019
- Two-year starter at wide receiver, one-year starter at free safety
- Made 14 receptions for 227 yards and three TDs as junior in 2018
- Played for coach Matt Hedrick as two-year team captain
- Played four years of basketball for Bishop Moore

PERSONAL

- Majoring in computer engineering


Zamari*MAXWELL*
#8 largo, fla. | pinellas park

_____ **DB** _____ **6-1**
 _____ **r-SR** _____ **175**

R-JUNIOR (2020)

- Appeared in all 10 regular season games, starting three times at cornerback
- Totaled 20 tackles with 17 of them unassisted
- Also had one tackle for loss and two pass breakups
- Earned AAC All-Academic Team honors
- at Georgia Tech (9/19): Recorded four tackles
- at ECU (9/26): Had four tackles and a pass breakup
- Tulsa (10/3): Totaled three tackles and a breakup
- at Memphis (10/17): Recorded four tackles and one tackle for loss
- vs. BYU (12/22): Had three tackles in the Boca Raton Bowl

R-SOPHOMORE (2019)

- Played in all 13 games, starting six times at cornerback
- Contributed 22 tackles, four pass breakups and one tackle for loss
- UConn (9/28): Registered four tackles, one tackle for loss and broke up one pass
- ECU (10/19): Had nine tackles and broke up one pass
- at Temple (10/26): Recorded three tackles
- vs. Marshall (12/23): Had three tackles and one breakup in Gasparilla Bowl

R-FRESHMAN (2018)

- Appeared in 12 games as a defensive back
- at UConn (8/30): Made one tackle in collegiate debut

FRESHMAN (2017)

- Spent the season with the scout team
- Earned AAC All-Academic Team honors

HIGH SCHOOL

- Played for head coach Kenneth Crawford at Pinellas Park High School
- Tallied 28 tackles, two interceptions and four pass break-ups in eight games as a senior

- Also contributed on offense, rushing for 161 yards (two TDs) while also recording one touchdown catch
- Earned Second Team Florida Class 7A All-State honors as a junior after tallying seven interceptions
- Received three stars from 247, ranking No. 102 among cornerbacks and No. 129 in Florida
- Earned three stars from ESPN, ranking No. 44 as a cornerback and No. 94 in Florida

PERSONAL

- Majoring in interdisciplinary studies
- Earned Dean's List honors at UCF in the fall of 2020

CAREER STATS

Defense								
Year	GP/GS	UA-A-T	TFL	SACK	BRK	INT	FF-FR	
2018	12/0	0-2-2	0.0	0.0	0	0	0-0	
2019	13/6	14-8-22	1.0	0.0	4	0	0-0	
2020	10/3	17-3-20	1.0	0.0	2	0	0-0	
Total	35/9	31-13-44	2.0	0.0	6	0	0-0	

CAREER HIGHS

Defense		
Tackles	9	ECU (10/19/19)
Tackles-For-Loss	1.0	2x, last at Memphis (10/17/20)
Sacks	--	--
Pass Breakups	1	6x, last Tulsa (10/3/20)
Interceptions	--	--
Forced Fumbles	--	--
Fumbles Recovered	--	--


Daniel*MCCULLON*
#49 palm beach gardens, fla. | benjamin

_____ **DB** _____ **5-10**
 _____ **r-FR** _____ **205**

FRESHMAN (2020)

- Worked with the scout team as a true freshman
- Earned AAC All-Academic Team honors

HIGH SCHOOL

- Played at the Benjamin School
- Palm Beach Post small schools first-team selection
- Played both defensive back and wide receiver in high school
- Caught 37 passes for 788 yards and 12 touchdowns as a senior

PERSONAL

- Majoring in pre-management


Jermaine*MCMILLIAN*
#26 miami, fla. | booker t. washington

_____ **LB** _____ **6-2**
 _____ **r-JR** _____ **200**

R-SOPHOMORE (2020)

- Appeared in all 10 games, starting once at safety
- Totaled 25 tackles with 13 unassisted stops and one pass breakup
- Earned AAC All-Academic Team honors
- at ECU (9/26): Had three tackles with two solo stops
- at Houston (10/31): Made three stops
- Temple (11/14): Recorded three tackles
- vs. BYU (12/22): Had a career-high 11 tackles with seven unassisted and one breakup in the Boca Raton Bowl

SOPHOMORE (2019)

- Played in four games as a defensive back and on special teams
- Made one tackle on the season
- Earned AAC All-Academic Team honors

FRESHMAN (2018)

- Played in 10 games

- Made 10 total tackles, eight solo
- Broke up one pass on the season
- Earned AAC All-Academic Team honors
- at UConn (8/30): Made his collegiate debut
- at SMU (10/6): Set his season-high with three tackles

HIGH SCHOOL

- Broke up 14 passes during his senior season at Booker T. Washington
- Recorded a forced fumble and 4 tackles for-loss vs Miami Central during his senior season
- Played for Miami Central as a junior in 2016, helping his team advance to the Class 6A Regional Semifinals

PERSONAL

- Majoring in human communication

CAREER STATS

Defense

Year	GP/GS	UA-A-T	TFL	SACK	BRK	INT	FF-FR
2018	10/0	8-2-10	1.0	0.0	1	0	0-0
2019	4/0	0-1-1	0.0	0.0	0	0	0-0
2020	10/1	13-12-25	0.0	0.0	1	0	0-0
Total	24/1	21-15-36	1.0	0.0	2	0	0-0

CAREER HIGHS

Defense

Tackles	3	4x, last Temple (11/14/21)
Tackles-For-Loss	1.0	SMU (10/6/18)
Sacks	--	--
Pass Breakups	1	2x, last vs. BYU (12/22/21)
Interceptions	--	--
Forced Fumbles	--	--
Fumbles Recovered	--	--



Josh **MCMULLEN**

#60 starkville, miss. | east central cc

OL 6-5
r-SR 295

R-SENIOR (2020)

- Appeared in all 10 games on the offensive line

SENIOR (2019)

- Worked with the scout team and earned a redshirt for a fifth season
- Earned AAC All-Academic Team honors

JUNIOR (2018)

- Played in all 13 games
- Split duties between the offensive line and the field goal unit
- Helped the Knights break the school's single-season rushing record

PRIOR TO UCF

- Started all 11 games as a sophomore in 2017, earning All-Mississippi Association of Community and Junior Colleges First Team honors
- Played in eight contests as a freshman
- Helped guide East Webster High School to Mississippi 2A State Semifinals as a senior in 2015

PERSONAL

- Majoring in interdisciplinary studies



Adrian **MEDLEY**

#76 pensacola, fla. | pensacola

OL 6-5
r-SO 305

R-FRESHMAN (2020)

- Appeared in one game on the offensive line

FRESHMAN (2019)


- Appeared in one game while working with the scout team as a true freshman
- Earned AAC All-Academic Team honors
- FAMU (8/29): Made collegiate debut

HIGH SCHOOL

- All-Area selection by the Pensacola News-Journal in 2018
- Second-Team All-Area choice in 2017
- Tallied 21 pancake blocks during his senior season
- Racked up 8 downfield blocks throughout 2018 campaign
- No. 39 offensive tackle in nation (Rivals)
- No. 68 player in the State of Florida (Rivals)

PERSONAL

- Majoring in criminal justice



Darius **MELTON**

#46 pompano beach, fla. | blanche ely

WR 6-3
r-SO 210

R-FRESHMAN (2020)

- Did not see action

FRESHMAN (2019)

- Worked with the scout team as a true freshman

HIGH SCHOOL

- Played wide receiver at Blanche Ely High School
- Also excelled in track and field

PERSONAL

- Majoring in pre-management



Justin **MENARD**

#19 stockbridge, ga. | eagles landing academy

WR 5-11
r-SO 190

R-FRESHMAN (2020)

- Appeared in four games as a receiver and on special teams

FRESHMAN (2019)


- Appeared in four games as a defensive back and on special teams
- at FAU (9/7): Made collegiate debut

HIGH SCHOOL

- Helped lead team to 4th straight State Championship
- First-Team All-Region Selection
- Averaged more than 14 yards per carry as a senior
- Averaged more than 20 yards per reception in 2018
- Scored 1 TD on both punt and kickoff returns this past season
- No. 76 player in State of Georgia (ESPN)

PERSONAL

- Majoring in interdisciplinary studies

Anthony **MONTALVO**

#94 tampa, fla. | sickles

DL 6-3
r-SR 290

R-JUNIOR (2020)

- Appeared in and started in all 10 games at defensive tackle
- Totaled 24 tackles with 13 solo stops during the regular season
- Also added 2.5 tackles for loss, a sack, four hurries, a break-up and a fumble recovery
- Earned AAC All-Academic Team honors
- at ECU (9/26): Had three tackles, half a tackle for loss, two hurries and a fumble recovery
- Tulane (10/24): Totaled three stops with a sack
- Temple (11/14): Recorded two tackles and two hurries
- Cincinnati (11/21): Had four tackles and a break-up
- at South Florida (11/27): Made four stops and added a tackle for loss

R-SOPHOMORE (2019)

- Former walk-on was awarded scholarship on Oct. 10
- Played in all 13 games on defensive line, earning seven starts at defensive tackle
- Had 24 total tackles to go with five tackles for loss, two sacks and two quarterback hurries
- Earned AAC All-Academic Team honors
- FAMU (8/29): Had one tackle, half a tackle for loss and one quarterback hurry
- at Pitt (9/21): Registered five tackles, half a tackle for loss and one quarterback hurry
- at Cincinnati (10/4): Recorded four tackles, and one tackle for loss
- ECU (10/19): Had two tackles, one sack and one tackle for loss
- at Temple (10/26): Registered one tackle, one tackle for loss and one sack
- Houston (11/2): Recorded three tackles with half a tackle for loss
- at Tulsa (11/8): Had three tackles with half a tackle for loss
- at Tulane (11/23): Made four tackles

R-FRESHMAN (2018)

- Appeared in seven games
- Totaled four tackles including three unassisted
- Earned AAC All-Academic Team honors
- at UConn (8/30): Made collegiate debut and recorded first career tackle

FRESHMAN (2017)

- Spent the season working with the scout team

HIGH SCHOOL

- Played at Sickles High School

PERSONAL

- Pursuing master's degree after earning bachelor's in sports and exercise science
- Earned Dean's List honors at UCF in the fall of 2020 and the spring of 2021

CAREER STATS*Defense*

Year	GP/GS	UA-A-T	TFL	SACK	BRK	INT	FF-FR
2018	7/0	3-1-4	1.0	1.0	0	0	0-0
2019	13/7	13-11-24	5.0	2.0	0	0	0-0
2020	10/10	13-11-24	2.5	1.0	1	0	0-1
Total	30/17	29-23-52	8.5	4.0	1	0	0-1

CAREER HIGHS*Defense*

Tackles	5	at Pittsburgh (9/21/19)
Tackles-For-Loss	1.0	6x, last at South Florida (11/27/20)
Sacks	1.0	4x, last Tulane (10/24/20)
Pass Breakups	1	Cincinnati (11/21/20)
Interceptions	--	--
Forced Fumbles	--	--
Fumbles Recovered	1	at East Carolina (9/26/20)

Tre'mon **MORRIS-BRASH**

#33 richmond, va. | st. john's college

DL 6-2
JR 245

SOPHOMORE (2020)

- Appeared in all 10 games, starting four times at defensive end
- Totaled 26 tackles with 19 solo stops during the season
- Added 6.0 tackles for loss and was second on the team with 3.5 sacks
- Also had one quarterback hurry and a fumble recovery
- Tulsa (10/3): Recovered a fumble
- at Memphis (10/17): Had two tackles and half a sack
- at Houston (10/31): Totaled four tackles and a hurry
- Temple (11/14): Made six stops with two tackles for loss
- Cincinnati (11/21): Recorded six tackles, 1.5 tackles for loss and a sack
- at South Florida (11/27): Had three tackles and two sacks

FRESHMAN (2019)

- Played in all 13 games as a defensive end
- Made 25 total tackles, nine tackles for loss, three sacks, three quarterback hurries, one forced fumble and a fumble recovery
- FAMU (8/29): Had two tackles, one tackle for loss, one sack and two quarterback hurries
- ECU (10/19): Registered four tackles with half a tackle for loss
- at Temple (10/26): Recorded a sack
- Houston (11/2): Had two tackles with half a tackle for loss
- at Tulane (11/23): Credited with four tackles, two tackles for loss and a sack
- South Florida (11/29): Made six tackles, including 1.5 tackles for loss
- vs. Marshall (12/23): Had three tackles, two tackles for loss, one forced fumble and a fumble recovery

HIGH SCHOOL

- Named to Under Armour All-American Game
- Four-Star Recruit by ESPN
- Named Defensive Player of the Year for District of Columbia by USA Today
- Earned First-Team All-Met honors from the Washington Post
- WCAC Defensive Player of the Year
- Tallied 15 sacks and forced five fumbles during his senior season
- No. 26 WDE (Rivals), No. 5 player in D.C. (247), No. 3 player in D.C. (ESPN)

PERSONAL


- Majoring in human communication

CAREER STATS*Defense*

Year	GP/GS	UA-A-T	TFL	SACK	BRK	INT	FF-FR
2019	13/0	14-11-25	9.0	3.0	0	0	1-1
2020	10/4	19-7-26	6.0	3.5	0	0	0-1
Total	23/4	33-18-51	15.0	6.5	0	0	1-2

CAREER HIGHS*Defense*

Tackles	6	3x, last Cincinnati (11/21/20)
Tackles-For-Loss	2.0	4x, last at South Florida (11/27/20)
Sacks	2.0	at South Florida (11/27/20)
Pass Breakups	--	--
Interceptions	--	--
Forced Fumbles	1	vs. Marshall (12/23/19)
Fumbles Recovered	1	2x, last Tulsa (10/3/20)

**Quade MOSIER**#28 fayetteville, ark. | fayetteville

_____ LB _____	6-2
_____ SO _____	225

FRESHMAN (2020)

- Appeared in nine of 10 games at linebacker and on special teams
- Totaled four tackles with two unassisted
- Earned AAC All-Academic Team honors
- at Georgia Tech (9/19): Made collegiate debut
- at ECU (9/26): Had four tackles

HIGH SCHOOL

- Made 71 tackles, 23 solo, three sacks, one caused fumble and seven quarterback hurries as senior in 2019 for Fayetteville High School in Fayetteville, Arkansas
- Helped Purple Dogs to 9-3 record and second round of Arkansas 7A playoffs in 2019
- Led Fayetteville in 7A West Conference with 115 tackles, 75 solo stops, 13 tackles for loss, two sacks, six quarterback hurries, three forced fumbles one fumble recovery and three pass breakups as junior in 2018 after transferring from Rogers High School in Rogers, Arkansas
- Played for coach Casey Dick at Fayetteville
- Also played baseball as freshman
- Father Cody played guard at Arkansas, earning letters in 1988 and '91

PERSONAL

- Majoring in pre-integrated business
- Enrolled at UCF in January 2020

**Parker NAVARRO**#14 tempe, ariz. | desert vista

_____ QB _____	6-0
_____ r-FR _____	200

FRESHMEN (2020)

- Appeared in one game as a true freshman, making collegiate debut at Georgia Tech (9/19)
- Earned AAC All-Academic Team honors

HIGH SCHOOL

- Completed 170 of 265 passes (.642) for 2,749 yards and 29 TDs with six interceptions as senior quarterback in 2019 at Desert Vista High School in Phoenix, Arizona
- Carried 168 times for 959 rushing yards and 11 rushing TDs in 2019
- Two-year starter at quarterback for Thunder team that finished 9-4 in 2019 and was seeded sixth in Arizona 6A playoff bracket
- Helped Desert Vista to Arizona 6A semifinals in 2019 before 33-30 loss to Liberty despite his 22-of-29 passing for 230 yards and a TD
- Completed 19 of 24 passes for 435 yards and seven TDs in 6A first-round 70-63 win over Perry
- Ran 19 times for 108 yards in that game, capped by game-winning five-yard TD run in final minute
- As junior in 2018 completed 98 of 170 passes for 1,568 yards and 17 TDs with five interceptions and also carried 73 times for 284 yards and three TDs
- Played for coach Dan Hinds
- Also a track standout, competing in 100- (personal best of 11.51) and 200-meter (24.08) dashes and 110- (16.85) and 300-meter (45.24) hurdles

PERSONAL

- Majoring in health sciences
- Father Joel grew up in Tempe, Arizona, and played football at New Mexico State

Trace O'HARA#96 orlando, fla. | east river

_____ DL _____	6-2
_____ r-FR _____	235

FRESHMAN (2020)

- Worked with the scout team as a true freshman

HIGH SCHOOL

- Played at East River as a defensive lineman and tight end

PERSONAL

- Son of former UCF radio analyst and current Tennessee Titans quarterbacks coach Pat O'Hara
- Majoring in pre-real estate

**Ryan O'KEEFE**#4 austin, texas | round rock

_____ WR _____	5-10
_____ JR _____	175

SOPHOMORE (2020)

- Caught 20 balls for 391 yards and three touchdowns
- Also returned 11 kicks for 240 yards
- Played in all 10 games, starting six times at receiver
- Was named Earl Campbell Tyler Rose Honorable Mention twice
- Earned AAC All-Academic Team honors
- at ECU (9/26): Caught two passes for 37 yards
- Tulsa (10/3): Had two receptions for 12 yards and one kick return for 19 yards
- at Memphis (10/17): Went for 175 receiving yards and a score on four catches, including a school record 93-yard touchdown reception
- Tulane (10/24): Caught three passes for 35 yards and returned a kick for 21 yards
- at Houston (10/31): Hauled in a pair of touchdowns with three catches for 97 yards and two kick returns for 44 yards in his home state
- Temple (11/14): Returned three kicks for 74 yards, including a 52 yard return
- at South Florida (11/27): Had one catch for 12 yards and one kick return for 28 yards
- vs. BYU (12/22): Caught one pass for eight yards and returned three kicks for 54 total yards

FRESHMAN (2019)

- Played in all 13 games at wide receiver and special teams
- Made seven receptions for 74 yards, with long catch of 17 yards
- Earned AAC All-Academic Team honors
- FAMU (8/29): Made first-career catch, a 12-yard reception, in collegiate debut
- UConn (9/28): Hauled in three passes for 29 yards

HIGH SCHOOL

- Helped lead team to Area Title Game
- All-District selection as a QB
- Rushed for 1,844 yards in 2018 with 28 TDs
- Recorded 10 100-yard rushing games as a senior

PERSONAL

- Majoring in criminal justice
- Earned Dean's List honors at UCF in the spring of 2021

CAREER STATS*Receiving*

Year	GP/GS	REC	YDS	TD	LG	REC/G	AVG/R	AVG/G
2019	13/0	7	74	0	17	0.5	10.6	5.7
2020	10/6	20	391	3	93	2.0	19.5	39.1
Total	23/6	27	465	3	93	1.2	17.2	20.2

CAREER HIGHS*Receiving*

Receptions	4	at Memphis (10/17/20)
Yards	175	at Memphis (10/17/20)
Touchdowns	2	at Houston (10/31/20)
Long	93	at Memphis (10/17/20)

Daniel **OBARSKI**

#98 chandler, ariz. | hamilton

PK	6-2
JR	200

SOPHOMORE (2020)

- Appeared in all 10 games, handling kicking duties
- Was 12-of-17 on field goals and 46-of-49 on extra points
- Scored 82 points on the season
- Kicked off 78 times for 4,989 yards, an average of 64.0 yards per kick and had 50 touchbacks
- Named American Athletic Conference Special Teams Player of the Week twice (9/28, 11/2)
- Also earned Lou Garza Award Weekly Honor Roll accolades once (11/2)
- Earned AAC All-Academic Team honors
- at ECU (9/26): Was 3-for-3 on field goal attempts, including a long of 33
- Tulsa (10/3): Went 1-of-2 on field goals, making a 26-yarder
- Tulane (10/24): Connected on one of two field goal attempts, a 23 yard score
- at Houston (10/31): Attempted four field goals, making three, including a 38-yarder
- Temple (11/14): Made one of two field goal attempts, a 25-yard kick
- Cincinnati (11/21): Connected on only field goal try of the game, good from 36 yards
- at South Florida (11/27): Again made his only attempt, connecting from 23 yards out
- vs. BYU (12/22): Connected on only field goal attempt, hitting from 35 yards out

FRESHMAN (2019)

- Handled kickoff chores in all 13 games as a true freshman
- His 99 kickoffs averaged 60.5 yards, including 52 touchbacks
- Also added PATs (one each) vs. FAMU and UConn
- Had 10 kickoffs vs. both FAMU and Temple
- Top single-game averages included 64.4 vs. UConn (five touchbacks) and 64.1 vs. Houston (also five touchbacks)
- Earned AAC All-Academic Team honors

HIGH SCHOOL

- Averaged 57.3 yards per kickoff as a senior
- Recorded 37 touchbacks on 49 kickoffs
- Also served as team's punter, averaging 43.7 yards per punt with 12 inside the 20
- 32 of 33 on PATs, 7 of 11 on field goals with a long of 54 yards
- 5-star kicker by Kohl's Professional Camps, rated No. 23 in the nation
- 4.5-star punter by Kohl's, ranked as No. 63 in the nation

PERSONAL


- Majoring in industrial engineering

CAREER STATS*Kicking*

Year	GP/GS	PAT	FG	Long	KO	YDS	AVG	TB
2019	13/0	2-2	0-0	--	99	5,994	60.5	52
2020	10/0	46-49	12-17	38	78	4,989	64.0	50
Total	23/0	48-51	12-17	38	177	10,983	62.1	102

CAREER HIGHS*Kicking*

Extra Points Made	7	2x, last at South Florida (11/27/20)
Field Goals Made	3	2x, last at Houston (10/31/20)
Field Goal Long	38	at Houston (10/31/20)
Kickoffs	10	4x, last at South Florida (11/27/20)

Andrew **OSTEEN**

#36 enterprise, ala. | enterprise

P	6-1
r-JR	180

CAREER

- Ranks ninth in the UCF record books with 97 career punts
- Also ranks seventh all-time at UCF with 4,164 yards punting
- His 42.9 career yards per punt average ranks as the second best in program history

R-SOPHOMORE (2020)

- Appeared in all 10 games as the punter
- Punted 40 times for 1,756 yards for an average of 43.9 yards per punt
- Had nine punts inside the 20-yard line and eight of 50 or more yards
- Ranked third in the conference and 24th in the nation with 43.9 yards per punt average
- 43.9 yards per punt average ranks as tied for the third best average in a single season in UCF history
- Earned AAC All-Academic Team honors
- at Georgia Tech (9/19): Punted three times for 136 yards for an average of 45.3 yards per punt
- Tulsa (10/3): Punted seven times for 327 yards for an average of 46.7 yards per punt, including two punts inside the 20
- Temple (11/14): Punted five times for 231 yards for an average of 46.2 yards per punt
- Cincinnati (11/21): Punted six times for 260 yards for an average 43.3 yards per punt
- vs. BYU (12/22): Punted five times for 204 yards for an average of 40.8 yards per punt, placing two inside the 20 at the Boca Raton Bowl

R-FRESHMAN (2019)

- Handled UCF punting duties throughout season
- Punted 57 times for 42.2-yard average, with five touchbacks, 26 fair catches, 12 inside the opponent 20 and a dozen of 50 yards or more
- Had career best punt of 71 yards vs. Pitt to go with 67-yarder vs. South Florida
- Punted season-high seven times vs. Houston
- Top day featured five punts vs. Pitt for 53.4-yard average, second-best single-game average in AAC in 2019
- Ranked fifth among AAC punters based on average

FRESHMAN (2018)

- Did not see action
- Earned AAC All-Academic Team honors

HIGH SCHOOL

- 43rd ranked punter in the nation by Kohl's Kicking
- Two-time 7A First Team All-State selection
- Averaged 41 yards per punt with 16 inside the 20 as a senior
- Was 13-for-20 on field goals and 55-for-57 on PATs as a junior

PERSONAL


- Majoring in political science

CAREER STATS*Punting*

Year	GP/GS	No.	YDS	AVG	Long	TB	50+	i20
2019	13/0	57	2,408	42.2	71	5	12	12
2020	10/0	40	1,756	43.9	57	3	8	9
Total	23/0	97	4,164	42.9	71	8	20	21

CAREER HIGHS*Punting*

Punts	7	2x, last Tulsa (10/3/20)
Yards	327	Tulsa (10/3/20)
Average	53.4 (5/26/27)	at Pittsburgh (9/21/19)
Long	71	at Pittsburgh (9/21/19)
50+ Yards	3	2x, last Tulsa (10/3/20)
Inside 20	3	at Temple (10/26/19)

Tyler**PAUL**

#95 clearwater, fla. | clearwater central catholic

LS 6-1
r-SO 215

R-FRESHMAN (2020)

- Spent the season as a backup snapper

FRESHMAN (2019)

- Worked with the scout team as a backup snapper

HIGH SCHOOL

- Played in the Blue-Grey All-American Football Bowl at Raymond James Stadium
- Helped lead team to 12-1 overall record in 2018

PERSONAL

- Majoring in criminal justice

Lokahi**PAUOLE**

#77 kapolei, hawaii | kamehameha

OL 6-4
JR 305

SOPHOMORE (2020)

- Appeared in all 10 games, starting eight times at offensive guard
- Earned honorable mention all-conference honors from The American

FRESHMAN (2019)

- Played in eight games as an offensive lineman
- Earned AAC All-Academic Team honors
- FAMU (8/29): Made collegiate debut

HIGH SCHOOL

- First-Team Interscholastic League of Honolulu All-Star selection
- Earned opportunity to play in 2019 Polynesian Bowl All-Star Game
- Also a standout basketball player for Kamehameha High School
- No. 179 offensive tackle in nation (247)
- No. 9 player in State of Hawaii (Rivals)

PERSONAL

- Majoring in criminal justice

Jon**POWELL**

#34 orlando, fla. | university

DB 5-11
r-SR 225

R-JUNIOR (2020)

- Appeared in eight of 10 games, starting once at safety
- Totalled six tackles with three unassisted stops on the season
- Earned AAC All-Academic Team honors
- vs. BYU (12/22): Had three tackles in the Boca Raton Bowl

R-SOPHOMORE (2019)

- Appeared in all 13 games on special teams
- Recorded seven total tackles on the season
- UConn (9/28): Registered three tackles

R-FRESHMAN (2018)

- Appeared in 11 games on special teams
- Registered 10 total tackles on the year
- at UConn (8/30): Made collegiate debut
- FAU (9/21): Recorded first tackle and had three total tackles

FRESHMAN (2017)

- Spent the season with the scout team
- Earned AAC All-Academic Team honors

HIGH SCHOOL

- Played at University High School in Orlando

PERSONAL

- Majoring in electrical engineering
- Earned Dean's List honors at UCF in the fall of 2020

CAREER STATS

Defense							
Year	GP/GS	UA-A-T	TFL	SACK	BRK	INT	FF-FR
2018	12/0	8-2-10	0.0	0.0	0	0	0-0
2019	13/0	5-2-7	0.0	0.0	0	0	0-0
2020	8/1	3-3-6	0.0	0.0	0	0	0-0
Total	33/1	16-7-23	0.0	0.0	0	0	0-0

CAREER HIGHS

Defense	
Tackles	3
Tackles-For-Loss	--
Sacks	--
Pass Breakups	--
Interceptions	--
Forced Fumbles	--
Fumbles Recovered	--

Johnny**RICHARDSON**

#25 lake wales, fla. | lake wales

RB 5-7
SO 170

FRESHMAN (2020)

- Appeared in seven of 10 games at running back and on special teams
- Rushed 11 times for 65 yards and one touchdown
- Averaged 5.9 yards per carry
- Also returned four kickoffs for 77 yards with a long return of 26 yards
- at Georgia Tech (9/19): Rushed twice for 24 yards in collegiate debut
- at ECU (9/26): Had four carries for 41 yards and a touchdown
- Tulsa (10/3): Returned four kicks for 77 yards

HIGH SCHOOL

- Carried 201 times for 2,491 yards and 34 TDs as senior in 2019 for Lake Wales High School in Lake Wales, Florida
- Helped Highlanders to 12-1 mark in 2019, ending in regional final playoff loss to Tampa Jesuit in which he ran for 152 yards and two TDs on 18 carries
- Top effort in 2019 produced 414 rushing yards and seven TDs on 18 carries in 62-0 win over Ridge Community
- Rushed for 261 yards and three TDs (212 carries) vs. Bartow and 230 yards on 17 rushes vs. Lely in 2019
- Helped Lake Wales to No. 6 final regular-season 5A ranking by Associated Press
- Rushed 179 times for 1,402 yards and 29 TDs as junior all-county pick in 2018, also catching 21 passes
- Ran for 409 yards as freshman and 1,114 as sophomore in 2017
- Also played at cornerback for coach Tavaris Johnson
- Helped Highlanders to 10-2 mark and second round of Florida 6A playoffs in 2018
- Top-flight sprinter who has run 10.81 in 100 meters and 21.89 in 200 meters and also competed in 4x100 and 4x400 relays
- Finished sixth in both 100 and 200 meters in 2019 Florida 2A track meet

PERSONAL

- Major is undeclared

CAREER STATS

Rushing							
Year	GP/GS	ATT	YDS	TD	LG	AVG/A	AVG/G
2020	7/0	11	65	1	31	5.9	9.3
Total	7/0	11	65	1	31	5.9	9.3

Kick Returns							
Year	GP/GS	ATT	YDS	TD	LG	AVG/R	AVG/G
2020	7/0	4	77	0	26	19.2	11.0
Total	7/0	4	77	0	26	19.2	11.0

CAREER HIGHS

Rushing		
Attempts	5	Tulsa (10/3/20)
Yards	41	at East Carolina (9/26/20)
Touchdowns	1	at East Carolina (9/26/20)
Long	31	at East Carolina (9/26/20)

Kick Returns		
Returns	4	Tulsa (10/3/20)
Yards	77	Tulsa (10/3/20)
Touchdowns	--	--
Long	26	Tulsa (10/3/20)



Jaylon ROBINSON

#1 fort worth, texas | oklahoma

WR 5-9
r-JR 180

R-SOPHOMORE (2020)

- Totalled 55 receptions for 979 yards with six touchdowns
- Played in and started all 10 games
- Went over 100 receiving yards in first four games at UCF, tied for the second longest streak in program history
- Recorded 100 or more receiving yards six times on the season, which is tied for the third most at UCF and the most since Brandon Marshall in 2005
- In just 10 games, Robinson and Marlon Williams accounted for the fourth most productive receiving duo in UCF history, totaling a combined 2,018 receiving yards
- His 17.8 yards per catch average ranks as the 10th best in a single-season at UCF
- Earned first-team all-conference honors from The American
- Named to the Earl Campbell Tyler Rose Weekly Honorable Mention list three times
- Was on the American Athletic Conference Weekly Honor Roll once
- Also named to the Biletnikoff Award Watch List
- Earned AAC All-Academic Team honors
- at Georgia Tech (9/19): Caught six passes for 105 yards in debut as a Knight
- at ECU (9/26): Had nine receptions for 150 yards and two touchdowns
- Tulsa (10/3): Recorded three catches for 11 yards
- at Memphis (10/17): Caught 10 balls for 173 yards and two scores
- Tulane (10/24): Had four catches for 63 yards
- at Houston (10/31): Hauled in five balls for 107 yards
- Temple (11/14): Went for 113 yards receiving on four receptions
- Cincinnati (11/21): Had a touchdown reception with five catches and 32 yards receiving
- at South Florida (11/27): Caught five passes for 81 yards
- vs. BYU (12/22): Had four catches for 44 yards and a touchdown in the Boca Raton Bowl

SOPHOMORE (2019)

- Worked with the scout team after transferring in
- Earned AAC All-Academic Team honors

PRIOR TO UCF

- Played in four games and made three catches for 28 yards as a freshman at Oklahoma
- Caught two passes for 17 yards in season opener vs. Florida Atlantic
- Made one reception for season-long 11 yards against UCLA (9/8)
- Played high school ball at All Saints Episcopal in Texas

- Rated as a four-star recruit by Rivals and a three-star prospect by 247Sports and ESPN
- Ranked as the No. 58 wide receiver in the country by Rivals and No. 90 by ESPN
- Tabbed the 46th-best athlete in the nation by 247Sports
- Rated as the No. 44 overall prospect in Texas by Rivals, No. 71 by ESPN and No. 85 by 247Sports
- Caught over 100 passes for more than 1,400 yards and 18 touchdowns and recorded over 800 return yards during his high school career

PERSONAL

- Majoring in human communication
- Earned Dean's List honors at UCF in the spring of 2021

CAREER STATS

Receiving								
Year	GP/GS	REC	YDS	TD	LG	REC/G	AVG/R	AVG/G
2018	4/0	3	28	0	11	0.8	9.3	7.0
2020	10/10	55	979	6	70	5.5	17.8	97.9
Total	14/10	58	1,007	6	70	4.1	17.4	71.9

CAREER HIGHS

Receiving		
Receptions	10	at Memphis (10/17/20)
Yards	173	at Memphis (10/17/20)
Touchdowns	2	2x, last at Memphis (10/17/20)
Long	70	Temple (11/14/20)



Zach RODRIGUEZ

#43 ovidio, fla. | master's academy

LB 6-1
r-SO 200

R-FRESHMAN (2020)

- Appeared in two games as a linebacker and on special teams
- Earned AAC All-Academic Team honors
- at ECU (9/26): Made collegiate debut

FRESHMAN (2019)

- Worked with the scout team as a true freshman

HIGH SCHOOL

- Played both offense and defense at the Master's Academy

PERSONAL

- Majoring in pre-management
- Earned Dean's List honors at UCF in the spring of 2021



Paul RUBELT

#69 frankfurt-oder, germany | frankfurt-oder

OL 6-10
SO 330

FRESHMAN (2020)


- Appeared in nine of 10 games on the offensive line and on special teams
- Earned AAC All-Academic Team honors

HIGH SCHOOL

- Played for Frankfurt-Oder Red Cocks American football club
- Gained exposure in United States after attending summer camps at Rutgers and Buffalo
- Has no family ties in U.S. though he did spend 2016-17 school year attending Hiawatha High School near Rockford, Illinois—and that marked first year he played tackle football
- Also has competed in basketball and swimming
- 247Sports rates him top prospect in Germany as offensive tackle

PERSONAL

- Majoring in kinesiology
- Enrolled at UCF in January 2020

**CadeSAMS**

#29 jacksonville, fla. | bishop kenny

_____	WR	_____	6-3
_____	r-SO	_____	180

R-FRESHMAN (2020)

- Appeared in nine games on special teams
- Earned AAC All-Academic Team honors
- at Georgia Tech (9/19): Made collegiate debut

FRESHMAN (2019)

- Worked with the scout team as a true freshman

HIGH SCHOOL

- Played receiver and safety at Bishop Kenny in Jacksonville

PERSONAL

- Majoring in criminal justice

**ColeSCHNEIDER**

#65 fort myers, fla. | riverdale

_____	OL	_____	6-4
_____	r-SR	_____	315

R-JUNIOR (2020)

- Appeared in all 10 games, starting nine times at offensive guard
- Earned first-team all-conference honors from The American
- Named Phil Steele preseason third-team All-America
- Also named to Athlon preseason first-team all-conference
- Earned a spot on Outland Trophy Watch List

R-SOPHOMORE (2019)

- Started all 13 games at offensive guard
- Helped Knights again rank among national leaders in scoring and total offense
- Earned second-team honors on All-AAC squad offensive line
- Earned AAC All-Academic Team honors

R-FRESHMAN (2018)

- Played in all 13 games, starting 12 at offensive guard
- Named first-team All-AAC
- Helped the Knights break the single-season rushing record

FRESHMAN (2017)


- Worked with the scout team

HIGH SCHOOL

- Played for head coach Tom Roszell at Riverdale High School
- Named First Team Florida Class 7A All-State by the Associated Press
- Registered 47 pancake blocks during his senior season
- Also named First-Team All-Area by the Fort Myers News-Press
- Earned two stars from 247, ranking No. 102 as an offensive guard and No. 315 in Florida
- Received two stars from ESPN, ranking No. 123 as an offensive guard and No. 273 in Florida

PERSONAL

- Majoring in sociology

**AlexSWENSON**

#41 oviedo, fla. | hagerty

_____	DB	_____	6-2
_____	r-SR	_____	190

R-JUNIOR (2020)

- Appeared in first game at Georgia Tech (9/19) before missing rest of season due to injury
- Earned AAC All-Academic Team honors

R-SOPHOMORE (2019)

- Appeared in 12 games on special teams
- Totaled four tackles on the season
- FAMU (8/29): Made collegiate debut

R-FRESHMAN (2018)

- Did not see action

FRESHMAN (2017)

- Spent the season with the scout team

HIGH SCHOOL

- Played at local Hagerty High in Oviedo

PERSONAL

- Majoring in integrative general studies
- Earned Dean's List honors at UCF in the fall of 2020 and the spring of 2021

**MarcusTATUM**

#68 daytona beach, fla. | tennessee

_____	OL	_____	6-6
_____	r-SR	_____	300

R-SENIOR (2020)

- Appeared in all 10 games, starting five times at offensive tackle
- Earned AAC All-Academic Team honors

PRIOR TO UCF

- Graduate transfer from Tennessee who started three games as redshirt junior offensive tackle in 2019 for Vols
- Played in 12 games in 2018 as redshirt sophomore, starting at left offensive tackle in final five games
- Named to 2018 Southeastern Conference Fall Academic Honor Roll
- Received medical redshirt after playing in four games in 2017, including three starts at right tackle
- Played two games as true freshman reserve offensive lineman in 2016 including vs. Alabama
- Named to Florida 6A all-state first team and all-Central Florida second team at Mainland High School in Daytona Beach, Florida
- Led Mainland to 11-2 record and state playoff regional finals in 2015

PERSONAL

- Earned bachelor's degree while majoring in sport management at Tennessee
- Currently majoring in sociology at UCF
- Enrolled at UCF in January of 2020
- From same high school as former UCF running back Adrian Killins Jr.

**Corey THORNTON**

#14 miami, fla. | booker t. washington

DB	6-1
SO	190

FRESHMAN (2020)

- Appeared in and started all 10 games at cornerback
- Totaled 30 tackles, including 23 solo stops
- Added an interception and two pass break-ups
- at Georgia Tech (9/19): Made two tackles in collegiate debut
- at Houston (10/31): Had two tackles and a break-up
- Temple (11/14): Had one tackle, a break-up and an interception
- Cincinnati (11/21): Totaled three tackles
- at South Florida (11/27): Had seven tackles
- vs. BYU (12/22): Made season-high nine tackles with five unassisted in Boca Raton Bowl
- Named to 247 Sports' Preseason True Freshman All-America Team

HIGH SCHOOL

- Helped Booker T. Washington High School in Miami, Florida, to 25-21 victory over Jacksonville Bolles for Florida 4A state title in 2019
- Made one solo tackle in title game against Bolles as BTW scored twice in last 5:25 to overcome 21-10 halftime deficit
- Helped Washington to 14-2 mark as senior in 2019
- Helped BTW to No. 1 final regular-season 4A ranking by Associated Press and No. 8 in all Florida divisions by FloridaHSFootball.com
- Played for coach Earl Tillman
- From same high school as current UCF defensive back Jermaine McMillian

PERSONAL


- Enrolled at UCF in January of 2020
- Majoring in human communication

CAREER STATS*Defense*

Year	GP/GS	UA-A-T	TFL	SACK	BRK	INT	FF-FR
2020	10/10	23-7-30	0.0	0.0	2	1	0-0
Total	10/10	23-7-30	0.0	0.0	2	1	0-0

CAREER HIGHS*Defense*

Tackles	9	vs. BYU (12/22/20)
Tackles-For-Loss	--	--
Sacks	--	--
Pass Breakups	1	2x, last Temple (11/14/20)
Interceptions	1	Temple (11/14/20)
Forced Fumbles	--	--
Fumbles Recovered	--	--

**Alex WARD**

#32 fort walton beach, fla. | choctawhatchee

LS	6-4
r-SR	240

R-JUNIOR (2020)

- Played in all 10 games as the long snapper
- Also made one tackle
- Earned AAC All-Academic Team honors

R-SOPHOMORE (2019)

- Played in all 13 games as the long snapper
- Earned AAC All-Academic Team honors
- FAMU (8/29): Made collegiate debut

R-FRESHMAN (2018)

- Spent the season as the backup snapper
- Earned AAC All-Academic Team honors

FRESHMAN (2017)

- Spent the season as the backup snapper
- Earned AAC All-Academic Team honors

HIGH SCHOOL

- Played at Choctawhatchee High School
- Was the snapper for a team that went 10-for-12 on extra points and 2-for-2 on field goals during the 2016 season
- Graduated Summa Cum Laude

PERSONAL

- Majoring in mechanical engineering
- Earned Dean's List honors at UCF in the spring of 2021

Divaad WILSON

#9 miami, fla. | georgia

DB	6-0
r-JR	195

R-SOPHOMORE (2020)

- Appeared in five games in his first season at UCF
- Totaled 11 tackles, one tackle for loss, one pass breakup, and forced a fumble
- Earned AAC All-Academic Team honors
- at Houston (10/31): Made three tackles and had one pass breakup in his debut as a Knight
- at South Florida (11/27): Totaled four tackles and forced a fumble
- vs. BYU (12/22): Had three solo tackles and a tackle for loss

PRIOR TO UCF

- Saw action in 13 games as a redshirt freshman at Georgia, starting vs. Notre Dame and Kentucky
- Had three tackles, a pass breakup and his first collegiate interception vs. the Fighting Irish
- Had 24 total stops on the season
- Had four solo tackles vs. Texas A&M
- Redshirted true freshman season in 2018
- Made his collegiate debut in extensive action vs. Texas in the Sugar Bowl
- Had four tackles in the game, including one for lost yardage, and also a pass breakup
- Made his first dress roster of the season for the Auburn game

HIGH SCHOOL

- Miami Northwestern HS, coached by Max Edwards
- 247Sports.com four-star prospect
- Ranked as the #26 defensive back nationally, #242 overall prospect nationally and the #46 prospect in Florida
- PrepStar Magazine four-star prospect, #217 nationally and a member of the Top 350 All-American Team
- ESPN.com four-star prospect, ranked #205 nationally and the #26 CB
- Rivals.com four-star prospect, ranked as the #26 CB and the #51 prospect in Florida
- Captained Miami Northwestern to a 13-2-1 season and the FHSAA Class 6A Title in 2017, as well as a No. 3 ranking in Florida, the No. 10 ranking nationally and a berth in the GEICO State Champions Bowl Series
- Made eight interceptions in his senior season, along with two punt returns for touchdowns and a 55-yard touchdown pass
- Snagged a diving interception in the state championship game vs. Armwood
- Transferred to Northwestern from Monsignor Pace following his junior year
- Named to the 2016 Miami Herald All-Dade County Class 5A (Independent) First Team defense in his junior season
- Made five interceptions and 80 tackles as a junior at Monsignor Pace
- Also competed in the 100 meters, 200 meters, 4x100 meter relay, high jump and long jump for the Northwestern and Monsignor Pace track and field teams
- Placed third in the long jump and ran a leg on the champion 4x100 meter relay team for Northwestern at the 2017 FHSAA State Championships

PERSONAL

- Majoring in interdisciplinary studies

CAREER STATS

Defense							
Year	GP/GS	UA-A-T	TFL	SACK	BRK	INT	FF-FR
2018	1/0	2-2-4	1.0	0.0	1	0	0-0
2019	13/1	18-6-24	0.0	0.0	1	1	0-0
2020	5/0	9-2-11	1.0	0.0	1	0	1-0
Total	19/1	29-10-39	2.0	0.0	3	1	1-0

CAREER HIGHS

Defense			
Tackles	4	2x, last at South Florida (11/27/20)	
Tackles-For-Loss	1.0	2x, last vs. BYU (12/22/20)	
Sacks	--		
Pass Breakups	1	3x, last at Houston (10/31/20)	
Interceptions	1	Notre Dame (9/21/19)	
Forced Fumbles	1	at South Florida (11/27/20)	
Fumbles Recovered	--		



Landon **WOODSON**

#13 fredericksburg, va. | stafford

DL 6-6
r-JR 235

R-SOPHOMORE (2020)

- Appeared in seven of nine games, starting four times at defensive end
- Totaled 23 tackles with 14 solo stops
- Added 5.5 tackles for loss, three sacks and two pass break-ups
- Named to the AAC Weekly Honor Roll once (11/30)
- Earned AAC All-Academic Team honors
- at Memphis (10/17): Had half a tackle for loss
- Tulane (10/24): Recorded two tackles with one tackle for loss
- at Houston (10/31): Totaled three tackles with two pass break-ups
- Temple (11/14): Made three stops with one for a loss
- at South Florida (11/27): Had seven tackles and three sacks

R-FRESHMAN (2019)

- Played in 11 of 13 contests on defensive line
- Contributed 15 tackles, 3.5 tackles for loss, two sacks and two quarterback hurries
- FAMU (8/29): Had two tackles, half a tackle for loss and one quarterback hurry in collegiate debut
- at FAU (9/7): Recorded three tackles, one tackle for loss and one sack
- at Pitt (9/21): Had three tackles, one tackle for loss and one sack
- ECU (10/19): Registered three tackles and one quarterback hurry

FRESHMAN (2018)

- Did not see action
- Earned AAC All-Academic Team honors

HIGH SCHOOL

- Helped lead team to 10-4 record and state semifinal berth as senior in 2017
- Tallied 3 sacks and an 85-yard interception return for a TD in regional title game
- Also a standout wide receiver, catching 24 passes for 480 yards and 6 TDs

PERSONAL

- Majoring in interdisciplinary studies
- Earned Dean's List honors at UCF in the fall of 2020

CAREER STATS

Defense							
Year	GP/GS	UA-A-T	TFL	SACK	BRK	INT	FF-FR
2019	11/0	9-6-15	3.5	2.0	0	0	0-0
2020	7/4	14-9-23	5.5	3.0	2	0	0-0
Total	18/4	23-15-38	9.0	5.0	2	0	0-0

CAREER HIGHS

Defense			
Tackles	7	at South Florida (11/27/20)	
Tackles-For-Loss	3.0	at South Florida (11/27/20)	
Sacks	3.0	at South Florida (11/27/20)	
Pass Breakups	2	at Houston (10/31/20)	
Interceptions	--		
Forced Fumbles	--		
Fumbles Recovered	--		



Stephon **ZAYAS**

#4 fort lauderdale, fla. | dillard

DL 6-6
r-SR 255

R-JUNIOR (2020)

- Played in nine of 10 games, starting four times on the defensive line
- Finished with nine tackles, one TFL and a pass breakup
- at ECU (9/26): Had two tackles with one for a loss
- at Memphis (10/17): Recorded one tackle and one breakup

R-SOPHOMORE (2019)

- Played in all 13 games, making nine starts at defensive end
- Recorded 18 tackles, one sack, one hurry, one forced fumble and one fumble recovery
- at FAU (9/7): Had two tackles, one tackle for loss and one sack
- UConn (9/28): Recorded three tackles and recovered a fumble
- ECU (10/19): Registered four tackles and forced a fumble

R-FRESHMAN (2018)

- Appeared in four games as a linebacker
- at UConn (8/30): Made collegiate debut and made three tackles

FRESHMAN (2017)

- Spent the season with the scout team

HIGH SCHOOL

- Played for head coach Lorenzo Davis at Dillard High School
- Named Honorable Mention All-Broward County 8A-6A by the South Florida Sun-Sentinel
- Ranked as one of the top players in District 15-6A by the Miami Herald
- Highlighted as a top prospect at Dillard High School by CBS Channel 4 Miami
- Earned three stars from 247, ranking No. 96 as a wide defensive end and No. 240 in Florida
- Received three stars from ESPN, ranking No. 124 among defensive ends and No. 261 in Florida
- Received three stars from Rivals

PERSONAL

- Majoring in integrative general studies

CAREER STATS

Defense							
Year	GP/GS	UA-A-T	TFL	SACK	BRK	INT	FF-FR
2018	4/0	5-0-5	1.0	0.0	0	0	0-0
2019	13/9	9-9-18	1.0	1.0	0	0	1-1
2020	9/4	4-5-9	1.0	0.0	1	1	0-0
Total	26/13	18-14-32	3.0	1.0	1	1	1-1

CAREER HIGHS

Defense			
Tackles	4	ECU (10/19/19)	
Tackles-For-Loss	1.0	3x, last at East Carolina (9/26/20)	
Sacks	1.0	at FAU (9/7/19)	
Pass Breakups	1	at Memphis (10/17/20)	
Interceptions	1	at Georgia Tech (9/19/20)	
Forced Fumbles	1	ECU (10/19/19)	
Fumbles Recovered	1	UConn (9/28/19)	

**Brandon ADAMS**

#31 atlanta, ga. | arabia mountain

_____	DB	_____	6-3
_____	FR	_____	180

HIGH SCHOOL

- Played cornerback, free safety, quarterback, running back and wide receiver for Arabia Mountain High School in Lithonia, Georgia
- Had 677 yards passing with eight touchdown throws as senior in 2020 to go with
- 323 yards rushing and three rushing TDs
- Recorded 11 tackles on defense in 2020, with two forced fumbles, one fumble recovery and
- five passes broken up while allowing only a single catch
- Helped Arabia Mountain to 4-5 record as senior in 2020, falling in first round of Georgia AAAA playoffs to Cedartown
- Threw four TD passes in 40-28 win over Mays and had 41-yard TD run versus Rockdale County as senior in 2020
- Made 20 tackles as junior in 2019, threw for two TDs and also caught a TD pass
- Had three receptions for 53 and two TDs as sophomore in 2018 and one for six yards as junior in 2019 for Rams
- Played for coach Stanley Pritchett Jr.

PERSONAL

- Majoring in teacher education

Matthew ALEXANDER

#56 buford, ga. | buford

_____	DL	_____	6-3
_____	FR	_____	280

HIGH SCHOOL

- Played on defensive and offensive lines at Buford High School in Buford, Georgia
- Made 36 tackles, three tackles for loss, three sacks and nine quarterback pressures as senior in 2020
- Led team to 11-1 mark through third-round 44-15 Georgia AAAAAA playoff win vs. vs. Langston Hughes (next vs. Valdosta in semifinals)
- Made 31 solo tackles, 21 assists, eight tackles for loss, three quarterback pressures, one sack, one fumble caused and one fumble recovery as junior in 2019
- Helped Wolves to Georgia 2019 Class AAAAA state crown
- Played for coach Bryant Appling
- Competed in shot put as both sophomore and junior

PERSONAL

- Majoring in community innovation and education

Bryson ARMSTRONG

#30 marietta, ga. | kennesaw state

_____	LB	_____	5-11
_____	r-SR	_____	210

PRIOR TO UCF

- Transferred to UCF from Kennesaw State
- Second-team pick on 2021 Associated Press FCS All-America team, winning same honor in 2019 on defense ranked third nationally
- Big South Conference Defensive Player of the Year in 2019 and 2020 (spring of 2021)
- Registered 314 career tackles along with 40 tackles for loss and 18.5 sacks in 45 appearances for Owls
- Made 30 tackles, 5.5 tackles for loss and 1.5 sacks in four games in spring 2021 as part of truncated season due to COVID-19
- Four-time first-team All-Big South selection in 2017-18-19-21
- National Freshman of the Year in 2017, bursting on scene in 2017 by winning Jerry Rice Award given each to best freshman player in Football Championship Subdivision
- Earned first-team honors as freshman on AFCA FCS Coaches' All-America team after making program-record 114 tackles and tying

conference record with 85 solo efforts

- Had best defensive game in program history against Alabama State in 2017 with 15 tackles, 13 solo, two sacks, two tackles for loss, a forced fumble and an interception
- In his final home game in April 2021 had longest interception return in program history--75 yards for a TD against Robert Morris
- Left Kennesaw State with 13 single-game, season or career records, including program's all-time marks in sacks (18.5), tackles (320), solo tackles (226), forced fumbles (5) and fumble recoveries (5)
- Two-time finalist for Buck Buchanan Award as the best defensive player in the FCS
- Played for Kell High School in Marietta, Georgia
- Helped Kell finish 33-6 his final three years, winning two region championships and posting two undefeated regular seasons
- Concluded prep career with 1,408 yards and eight TDs as a receiver and tallied 431 tackles, four interceptions, 17 passes defended, three fumble recoveries, five forced fumbles and seven sacks
- First-team Georgia Class 5A all-state linebacker by Georgia Sports Writers Association in 2015 and 2014 as senior and junior, second-team selection as sophomore when he made 144 tackles

PERSONAL

- Earned bachelor's degree from Kennesaw State, studying sports management
- Pursuing master's degree in educational leadership at UCF

Karlis BAILEY-VICE

#55 orlando, fla. | bishop moore

_____	LB	_____	6-1
_____	FR	_____	200

HIGH SCHOOL

- Played on the edge at Bishop Moore Catholic in Orlando

PERSONAL

- Majoring in studio art

Ricky BARBER

#5 louisville, ky. | western kentucky

_____	DL	_____	6-3
_____	r-SO	_____	290

PRIOR TO UCF

- 2020 Freshman All-American by the Football Writers Association of America
- All-Conference USA honorable mention selection in 2020
- Started every game in 2020, recording 51 tackles, 4.0 sacks, 27 hurries and one forced fumble, earning PFF defensive grade of 80.2.
- Missed only one potential tackle opportunity in 37 opportunities while recording 30 stops
- Appeared in four games in 2019 before redshirting rest of that season
- Named to 2019 Conference USA All-Freshman Team
- Had three tackles and quarterback hurry in 2019 collegiate debut vs. Central Arkansas
- Played for new UCF defensive line coach Kenny Martin at Western Kentucky
- Attended Doss Magnet Career Academy in Louisville, Kentucky
- Named to all-USA Today Kentucky Football first team, Louisville Courier-Journal second-team all-state, all-District 4-5A team and Metro Louisville all-area team in 2018
- Picked to compete in Best of the Bluegrass All-Star Football Game
- Third-team Courier-Journal all-state honoree after junior season when he posted 48 tackles

PERSONAL

- Majoring in interdisciplinary studies

Garin BONIOL

#34 starkville, miss. | louisiana tech

_____	P/K	_____	6-0
_____	SO	_____	180

PRIOR TO UCF

- Appeared in four games as a freshman at Louisiana Tech in 2020
- Made first-career appearance against Houston Baptist (9/26/20)
- Recorded five kickoffs for a total of 202 yards
- Earned Conference USA Commissioner's Honor Roll
- Played at Starkville High School as the placekicker for the Yellow Jackets

PERSONAL

- Father, Chris, kicked at Louisiana Tech (1990-93) and for six seasons in the NFL
- Major is undeclared

Isaiah BOWSER

#27 sidney, ohio | northwestern

_____	RB	_____	6-1
_____	SR	_____	225

PRIOR TO UCF

- Three-year totals at Northwestern equaled 334 rushing carries for 1,300 yards and seven touchdowns in 23 games played
- Led Wildcats in rushing attempts (23) in 2020 season opener against Maryland, totaling 75 yards on the ground
- Recorded first-career receiving touchdown during third quarter as well as first rushing score since 2018
- Started against Purdue and Wisconsin
- Contributed 10 rushes for 54 yards against Stanford in 2019 opener
- Longest carry of season (21 yards) came against Michigan State
- Recorded 65 yards on 16 carries against Ohio State, his season high
- Finished 2019 season with 204 rushing yards and 101 receiving yards
- Appeared in 11 games as true freshman in 2018 and took over starting duties at running back in Rutgers game, finishing with 866 yards and six touchdowns on 197 carries, third-most rushing yards in a season by any first-year player in Northwestern history
- Finished eighth among Big Ten running backs and third among first-year backs with average of 91.9 rushing yards in conference matchups
- In first start against Rutgers impressed with 108 yards and two TDs on 24 carries
- Posted second straight 100-plus-yard rushing game against Wisconsin with 117 yards and a TD
- Came up with monster performance at Iowa, taking 31 carries for 165 yards including a 34-yard TD run (11/10)
- Added two TDs along with 85 yards in win at Minnesota
- Exploded for 166 yards against Illinois
- Ran for 60 yards on 13 carries while hauling in two receptions for 24 yards against Ohio State in Big Ten Championship
- Team captain senior year at Sidney (Ohio) High School
- Named 2017 Ohio Player of the Year by Touchdown Club of Columbus
- Rushed for 2,695 yards, had 320 receiving yards and 32 total TDs in 2017 senior campaign
- Named first-team All-GWOC North and GWOC North Offensive POY
- First-team Ohio All-State
- Touchdown 7 Dream Team MVP
- Totaled 503 all-purpose yards (413 rushing/90 receiving) and scored seven TDs in game versus Xenia in 2017
- Finished high school career with 5,482 rushing yards, 695 receiving yards and 75 TDs
- Two-time first-team All-GWOC North
- Two-time letter winner in basketball, averaging 8.4 points per game
- Named first-team All-GWOC as sprinter in track and field during junior year
- Holds Sidney High School records for single-season rushing yards, single-season rushing TDs, single-season total TDs, single-season carries, points scored in a season, single-season all-purpose yards, single-game rushing yards, single-game carries, single-game total yards

PERSONAL

- Majoring in interdisciplinary studies

Andrew BRITO

#13 paramus, n.j. | umass

_____	QB	_____	5-8
_____	r-SR	_____	170

PRIOR TO UCF

- Spent the last two seasons at UMass, appearing in 10 games and starting six times
- Went 94-of-171 with seven touchdowns and six interceptions for the Minutemen
- Began collegiate career at College of the Canyons
- Led his team to a 10-1 record and a 5-0 conference mark to reach the CCCAA Southern California Regional Playoffs in 2018
- Threw for 3,071 yards and 30 touchdowns as a freshman at the College of the Canyons in 2017
- Played for Dan Sabella at Paramus Catholic

Charlie BROWDER

#87 kingsport, tenn. | christ school

_____	TE	_____	6-7
_____	FR	_____	260

HIGH SCHOOL

- Played tight end and defensive line for Christ School in Arden, North Carolina
- Made 18 receptions for 210 yards as senior in 2020, adding eight tackles and a sack on defense
- Had seven catches for 103 as senior vs. Abbeville
- Helped Christ to North Carolina Independent School Athletic Association Division II state crown in 2020 thanks to 55-21 win over Harrells Christian in championship game,
- Helped Christ to six straight wins after two losses to begin the 2020 campaign
- Second-team tight end on NCISAA all-state team as senior
- Made 22 catches for 275 and three TDs as junior in 2019
- Helped Greenies to NCISAA Division I state championship game in 2019
- Played for coach Nick Luhm
- Averaged 7.5 points and 3.0 rebounds in basketball as junior in 2019-20 at Christ
- Competed as thrower on track and field teams at Christ
- Transfer from Dobyns-Bennett High School in Kingsport, Tennessee
- All-Northeast Tennessee pick in basketball in 2018-19 after averaging 13 points and 9.6 rebounds for Tribe

PERSONAL

- Enrolled at UCF in January 2021
- Majoring in pre-management
- Earned Dean's List honors at UCF in the spring of 2021

Big Kat **BRYANT**

#1 cordele, ga. | auburn

DL 6-5
r-SR 245

PRIOR TO UCF

- Comes to UCF as graduate transfer from Auburn
- Second-team all-Southeastern Conference selection in 2020
- Team captain for Tigers in 2020 under current UCF head coach/former Auburn head coach Gus Malzahn
- Made nine starts in 10 appearances in 2020, totaling 17 tackles, three sacks and an interception
- Two-year starter totaled 56 tackles, 11 1/2 tackles for loss, 10 sacks, two interceptions, seven pass breakups and two forced fumbles over four seasons at Auburn
- In 2019 as junior made 16 tackles, 2.0 TFL, nine QB hurries and added 83-yard fumble recovery and return vs. Oregon in season opener
- In 2018 as reserve defensive end made 18 tackles and also scored on 20-yard interception return vs. Purdue in Music City Bowl
- In 2017 as true freshman named to SEC all-freshman team
- Played against UCF as freshman in 2017 Peach Bowl
- Led coach Shelton Felton's Cougars at Crisp County High School to Georgia Class 3A semifinals as high school senior in 2016
- Georgia Class 3A defensive player of the year and all-state pick after making 102 tackles, 36.5 TFL, 15.5 sacks as senior
- Selected for Under Armour All-America Game
- Also a basketball and track letterman in high school
- Reunited at UCF with Malzahn, former Auburn defensive coordinator and linebacker coach Travis Williams (now Knights' defensive coordinator) and four of Bryant's former Auburn teammates—Tre' Williams and Kam Martin (UCF graduate assistants), and transfer running back Mark-Antony Richards

PERSONAL

- Majoring in interdisciplinary studies
- Graduated from Auburn in 2020 with a degree in liberal arts
- First name is Markaviest
- Cousin of former Auburn defensive lineman Montravius Adams

Ryker **CASEY**

#45 new smyrna beach, fla. | appalachian state

PK 6-0
r-SO 205

PRIOR TO UCF

- Transferred to UCF from Appalachian State
- Kicked off 50 times with 14 touchbacks as a redshirt freshman in 2020
- Averaged 55.2 yards per kickoff
- Did not see action as a true freshman in 2019
- Was the kicker at New Smyrna Beach High School
- Put 26 of his 49 kickoffs through the end zone as a senior
- Averaged 35.1 yards per punt with a long of 51 and three downed inside the 20
- Attended the 2019 Kohl's Senior Challenge at IMG Academy
- Ranked as the No. 19 kicker in the class of 2019 by Kohl's

PERSONAL

- Majoring in criminal justice

Nate **CRAIG-MYERS**

#80 clade city, fla. | colorado state

WR 6-2
r-SR 205

PRIOR TO UCF

- Sixth-year receiver transferred to UCF from Colorado State
- Originally played two full seasons and a partial year under Gus Malzahn at Auburn
- Made 16 receptions for 285 yards and three touchdowns for Auburn in 2017
- Caught three passes for 54 yards against UCF in the 2018 Peach Bowl
- Chose to transfer out of Auburn early in 2018 season, finishing his years with Tigers with 22 grabs for 394 yards and four TDs
- Played 2019 and 2020 seasons at Colorado State
- In 2019 had Rams' fourth-most receptions with 23 catches for 329 yards and a TD
- In short season of only four games in 2020 had six receptions for 68 yards
- Attended Tampa Catholic High School
- Missed entire junior season due to injury, then earned first-team Florida all-state honors in 2015 as senior after finishing with 896 receiving yards and 14 TDs
- Also had five interceptions as a defensive back as prep senior

Marco **DOMIO**

#0 houston, texas | auburn

DB 6-1
SR 185

PRIOR TO UCF

- Transferred to UCF from Auburn
- Played one season at Blinn College, junior college program in Brenham, Texas, before signing with Auburn in 2020
- Rated No. 7 overall recruit coming out of junior college in 2020 class
- Appeared in seven games in 2020 for Auburn, finishing with eight tackles including season-high four tackles vs. Northwestern in Citrus Bowl in Orlando
- Managed 26 tackles, two tackles for loss and eight pass breakups in eight games at Blinn in 2019
- Second team all-conference selection for coach Ryan Ma-hon at Blinn
- First team all-district defensive back in 2016 and 2017 at Houston Heights High School for coach Stephen Dixon
- Also competed for basketball and track teams

PERSONAL

- Majoring in integrative general studies

Jaylon **GRIFFIN**

#81 huntsville, texas | kilgore college

WR 6-3
SO 185

PRIOR TO UCF

- Played wide receiver at Kilgore College in Kilgore, Texas
- Saw limited time as freshman at Kilgore, catching only two passes for 26 yards in 2019
- Rangers did not play a 2020 fall season
- Helped 2019 team to 8-2 mark, including 6-1 in Southwest Junior College Football Conference play
- Played for coach Willie Gooden
- Hauled in 17 touchdowns and caught 49 passes for 1,174 receiving yards as prep senior in 2018 at Huntsville High School in Huntsville, Texas, on team that finished 12-2
- Earned Texas all-district honors as senior in 2018 for Hornets
- Played for coach Rodney Southern

PERSONAL

- Majoring in interdisciplinary studies
- Enrolled at UCF in January 2021

Anthony **HUNDLEY**

#99 miami, fla. | img academy

DL 6-3
FR 305

HIGH SCHOOL

- Played on defensive line for IMG Academy in Bradenton, Florida, as senior in 2020
- Helped Ascenders to 8-0 mark by making 21 tackles, 16 solo stops, one interception, two fumbles caused
- Played for coach Bobby Acosta at IMG
- IMG finished #1 in final USA Today Sports Super 25 rankings (at 8-0) and in essence won national prep championship
- Helped Booker T. Washington High School in Miami, Florida, go 13-2 and win Florida 4A state title as junior in 2019
- Made 10 tackles for loss and had six sacks, four fumbles recovered and one interception as junior

PERSONAL

- Majoring in science and engineering

Brandon **JOHNSON**

#3 fort lauderdale, fla. | tennessee

WR 6-2
r-SR 195

PRIOR TO UCF

- Comes to UCF as grad transfer from University of Tennessee
- Veteran collegiate receiver with 79 receptions for 969 yards and one score over 46 career games, including 15 starts and two career 100-yard games
- Made seven appearances as redshirt senior in 2020
- Had four catches for 40 yards vs. #6 Florida and was leading Tennessee receiver with four catches for 37 yards vs. Kentucky
- Redshirted in 2019 after playing in first four games
- Scooped up football ball after punt block to score 24-yard touchdown vs. Chattanooga in 2019
- Played in all 12 games as junior in 2018, making two starts and finishing with 14 catches for 132 yards
- Hauled in four catches for 51 yards in win over UTEP
- Named to Sept. 19 PFF College SEC Offensive Team of the Week
- Appeared in 12 games as sophomore in 2017 with seven starts, leading Vols with 482 receiving yards and tied for the team lead in receptions with 37
- Caught six passes for 107 yards against Vanderbilt
- Set career high with seven catches for 123 yards, including 66-yard catch and run in win over UMass
- Recorded first career touchdown catch against Indiana State
- Played in nine games as freshman in 2016, recording season highs with four receptions for 64 yards against Tennessee Tech and making one catch each vs. Texas A&M and Missouri
- Had 20 receptions for 237 yards, scoring three TDs as prep senior in 2015 at American Heritage High School in Plantation, Florida
- Totaled 19 catches for 430 yards and seven TDs as junior in 2014
- Recipient of Emerson Process Management Athletic Endowment and Jason Dwight Bailey Athletic Memorial Scholarship at Tennessee

PERSONAL

- Majoring in sociology
- Father, Charles, played with Florida Marlins (1994-1998, 2001-2002), Los Angeles Dodgers (1998), Baltimore Orioles (1999-2000), Chicago White Sox (2000), Colorado Rockies (2003-2004), and Tampa Bay Devil Rays (2005), winning four consecutive Gold Glove Awards between 1995 and 1998 and a world championship in 1997 with the Marlins
- Cousins with former All-Pro NFL wide receiver Chad Johnson
- Brother Beau is tight end at Georgia Southern
- Earned undergraduate degree in communication studies at Tennessee in December 2020

Jordan **JOHNSON**

#15 st. louis, mo. | notre dame

WR 6-2
r-FR 185

PRIOR TO UCF

- Transferred to UCF from Notre Dame
- Played in two games for Irish as freshman in 2020—versus South Florida and Boston College
- Former five-star recruit by 247Sports and Rivals, four-star recruit by ESPN.com
- Rated No. 25 overall player nationally, No. 3 wide receiver nationally and No. 1 player from Missouri by Rivals (6.1 Rivals rank)
- No. 28 overall player nationally, No. 4 wide receiver nationally and No. 1 player from Missouri by 247Sports.com
- No. 47 overall player nationally, No. 8 player regionally, No. 5 wide receiver nationally and No. 2 player from Missouri by ESPN.com (85 Scout Grade)
- Helped De Smet to 2019 Missouri Class 6 State Championship, first for De Smet since 2005
- As senior in 2019 hauled in 29 receptions for 587 yards and eight TDs, adding one rushing TD
- Class 6 all-state first-team selection by Missouri Football Coaches Association as senior in 2019
- First-team Metro Catholic Conference pick
- Named to St. Louis Post-Dispatch All-Metro team
- Rated No. 3 player on St. Louis Post-Dispatch Super 30
- Selected for the U.S. Army All-American game in January 2020, in San Antonio, Texas
- Played for coach Robert Steeples at De Smet Jesuit
- Also ran track at De Smet

PERSONAL

- Majoring in pre-management

Cole **JOYCE**

#42 bentonville, ark. | bentonville

LB 6-1
FR 235

HIGH SCHOOL

- Played middle linebacker and running back at Bentonville High School in Bentonville, Arkansas
- Helped Bentonville to 10-1 record as senior in 2020, including 7A West Conference title and second-round Arkansas 7A playoff loss to Cabot
- Made 102 tackles, two interceptions, one forced fumble as senior in 2020 and also scored two TDs as a running back
- Arkansas Division I Defensive Player of the Year as junior in 2019, helping Tigers to Arkansas 7A playoff semifinals and 11-1 record
- Arkansas all-state selection after making 104 tackles, three sacks, eight pass breakups, two forced fumbles
- Made 80 tackles, four tackles for loss, one sack and had three pass break-ups as sophomore in 2018
- Helped Bentonville win 25 straight league games through end of 2019 season
- Played for coach Jody Grant
- Recorded new 100-meter PR of 11.10 as a junior in 2020
- Finished eighth at the Arkansas Class 6A state meet in the 100 meters (11.11 PR) in 2019
- Qualified for state in 200 meters (22.66 PR) and shot put (44-4 3/4 PR) and also ran 4x100 relay

PERSONAL

- Enrolled at UCF in January 2021
- Major is undeclared

Ryan **KANESHIRO**

honolulu, hawaii | north park

TE 6-3
r-SR 200

PRIOR TO UCF

- Played at NCAA Division III North Park University in Chicago
- Also played at Hanalani High School in Hawaii

Mikey **KEENE**

#16 chandler, ariz. | chandler

QB 5-11
FR 180

HIGH SCHOOL

- Played quarterback at Chandler High School in Chandler, Arizona
- Led Chandler to 10-0 record in 2020 and second straight Arizona Open Division state title with 23-21 championship game win vs. Hamilton
- One of five finalists in 2020 for Ed Doherty Award for top high school player in Arizona, as presented by Grand Canyon State Gridiron Club
- Completed 154 of 218 passes in 2020 for 2,069 yards and 22 touchdowns with only two interceptions
- Threw four TD passes vs. both Liberty and Highland and completed 24 of 31 throws for 311 yards and two TDs vs. Desert Edge in 2020
- Led Wolves to 13-0 record and Arizona Open Division championship as junior in 2019, passing for 2,835 yards and 23 touchdowns
- Completed 193 of 265 passes (.728) with only five interceptions in 2019
- Helped Chandler to 42-35 victory over Scottsdale Saguaro in 2019 state title game
- Played for coach Rick Garretson

PERSONAL

- From same high school that produced current NFL quarterbacks Brett Hundley (UCLA and Arizona Cardinals) and Bryce Perkins (Virginia and Los Angeles Rams)
- Enrolled at UCF in January 2021
- Majoring in pre-management
- Earned Dean's List honors at UCF in the spring of 2021

Hirkley **LATU**

#90 kahuku, hawaii | byu

LB 6-3
r-SO 250

PRIOR TO UCF

- Transferred to UCF from BYU
- Played in one game for BYU in 2020, making one solo tackle vs. Louisiana Tech
- Did not play as freshman in 2018 and missed 2019 season due to injury
- Prepped at Kahuku High School under Vavae Tata
- Helped Kahuku High School win Hawai'i Oahu Interscholastic Association prep title in 2015 with 14-0 record in senior season
- First-team all-state selection as senior by Honolulu Star-Advertiser and OIA as inside linebacker
- Second-team all-state as junior in 2014 by Star-Advertiser at safety

PERSONAL

- Majoring in integrative general studies
- Signed with BYU in February 2016 but did two-year LDS mission in Atlanta before enrolling

Malachi **LAWRENCE**

#51 louisville, ky. | dupont manual

DL 6-4
FR 270

HIGH SCHOOL

- Played outside linebacker and tight end for duPont Manual High School in Louisville, Kentucky
- Named first-team outside linebacker on Kentucky Class 6A all-District Three team by Greater Louisville Football Coaches Association for 2020
- Helped Crimsons to 4-2 mark as senior in 2020, with loss to St. Xavier in Kentucky 6A playoffs
- Played for coach Scott Carmony
- State shot put medalist as junior in 2020

PERSONAL

- Majoring in human communication

Ah'Mare **LEE**

#19 miami, fla. | north miami beach

DB 6-0
FR 200

HIGH SCHOOL

- Played defensive back and wide receiver all four years at North Miami Beach High School
- Had four interceptions and 15 pass break-ups as a senior
- Earned second-team All-Dade County honors
- Helped lead North Miami Beach to first back-to-back winning seasons since 2006

PERSONAL

- Majoring in kinesiology

Kadeem **LEONARD**

#20 fairmont, n.c. | fairmont

LB 6-3
FR 230

HIGH SCHOOL

- Played linebacker and tight end at Fairmont High School in Fairmont, North Carolina
- Recorded four sacks, 55 total tackles, 29 solo tackles, 12 tackled for loss, four sacks, caused three fumbles while recovering two fumbles for 80 yards total as junior in 2019
- Made 12 catches for 223 yards in 2019 for Golden Tornadoes
- Fairmont did not play a 2020 fall schedule
- Played for coach George Coltharp

PERSONAL

- Sister Monique played basketball at UNC-Greensboro and cousin Jordan Waters currently plays football at Duke
- Enrolled at UCF in January 2021
- Major is undeclared

Titus*MOKIAO-ATIMALALA*

#0 ewa beach, hawaii | campbell

_____	WR	_____	6-1
_____	FR	_____	175

HIGH SCHOOL

- Played wide receiver and safety at James Campbell High School in Ewa Beach, Hawaii
- Campbell did not play a fall schedule in 2020
- Fourth-leading career receiver in Hawai'i prep history with 32 games, 170 receptions for 2,915 yards and 37 TDs
- Had 62 receptions for 1,136 yards and 18 TDs as junior in 2019 for Sabers
- Named 2019 Cover2 Marcus Mariota Player of the Year by KHON2 News in Honolulu
- First-team all-state selection in 2019 and 2018 by Honolulu Star-Advertiser
- First-team all-USA Hawaii in 2019 and 2018 by USA Today
- As sophomore hauled in 75 passes for 1,385 yards (fourth-highest yardage total in Hawai'i prep history) and 14 TDs in 2018
- Also returned five interceptions for TDs in 2018
- As freshman in 2017 made 33 catches for 394 yards and five TDs
- Played for coach Darren Johnson

PERSONAL

- Majoring in pre-finance
- Brother Tamatoa did not see game action as freshman wide receiver at Hawaii in 2020
- Cousin Myron Tagavailoa-Amosa is current defensive tackle at Notre Dame

Ethan*MORT*

#74 venice, fla. | venice

_____	OL	_____	6-6
_____	FR	_____	290

HIGH SCHOOL

- Played offensive guard and tackle at Venice High School in Venice, Florida
- Led Venice to 10-4 record in 2020 and regional finals of Florida 7A playoffs
- Earned Class 7A first-team all-state honors
- Led Indians to 10-2 campaign in 2019 and FHSAA state semifinal slot
- Helped Venice to 2018 FHSAA Class 7A state championship game where the team lost to St. Thomas Aquinas, finishing 8-5 overall
- Played for coach John Peacock
- Two-sport athlete who also competed in weight lifting
- Named to Sun Preps All-Area boys weightlifting team and was approaching 600-pound total lift, coming 10 pounds short in meet early in season

PERSONAL

- Majoring in pre-management

Max*PAPLIN*

#48 tampa, fla. | newsome

_____	TE	_____	6-6
_____	FR	_____	210

HIGH SCHOOL

- Played tight end and defensive end at Newsome High School

PERSONAL

- Majoring in pre-integrated business

Joe*RAHAL*

#93 vero beach, fla. | vero beach

_____	LS	_____	6-0
_____	FR	_____	180

HIGH SCHOOL

- Played at Vero Beach High School

PERSONAL

- Majoring in kinesiology

Mark-Antony*RICHARDS*

#6 wellington, fla. | auburn

_____	RB	_____	6-1
_____	r-SO	_____	215

PRIOR TO UCF

- Played in three games at Auburn in 2020 as reserve tailback
- Saw first 2020 action on special teams at Ole Miss, then recorded 16 yards rushing against LSU
- Leading Auburn rusher with 57 yards on 14 carries against Alabama
- Named to SEC academic honor roll for 2020 season
- True freshman running back in 2019 who battled injuries
- Named to SEC First-Year Academic Honor Roll for 2019
- Gained more than 3,000 all-purpose yards and 1,300 rushing yards as senior in 2018 for coach Tom Abel and Wellington (Florida) High School
- Palm Beach County player-of-year finalist
- Super 11 and first-team all-Palm Beach area and all-state selection
- Palm Beach 8A-6A offensive player of year

PERSONAL

- Majoring in interdisciplinary studies
- Brother Ahmmon was a second-team All-ACC wide receiver at Miami (2016-18), breaking Michael Irvin's freshman receiving record before injury ended his career

Kaedin*ROBINSON*

#2 asheville, n.c. | asa college (n.y.)

_____	WR	_____	6-2
_____	SO	_____	205

PRIOR TO UCF

- Played wide receiver at ASA College in Brooklyn, New York
- Made 37 catches for 879 yards and nine TDs in 2019
- Earned honorable mention NJCAA All-America honors for Avengers
- ASA did not play a 2020 fall season
- Played for coach Chris Calabrese
- Attended Christ School in Arden, North Carolina, and caught 94 passes for 1,686 yards and 23 touchdowns as senior in 2018
- Previously attended A.C. Reynolds High School in Asheville, North Carolina
- Missed 2017 due to injury but caught 36 balls for 629 yards and eight TDs in 2016 for 11-3 Rockets

PERSONAL

- Majoring in interdisciplinary studies
- Enrolled at UCF in January of 2021
- Earned Dean's List honors at UCF in the spring of 2021

Trevion SHADRICK-HARRIS

#17 stockton, calif. | sierra college

DB 6-2
r-SO 195

PRIOR TO UCF

- Played cornerback for Sierra College in Rocklin, California
- Made 42 tackles, one sack, one fumble recovery, four interceptions for 139 yards, returning two for TDs, in 2019 as freshman
- Also had three kickoff returns for 46 yards and 10 punt returns for 109 yards to go with two forced fumbles and two recovered fumbles
- A 2019 All-NorCal League selection for Wolverines
- Sierra did not play a 2020 fall season
- Played for coach Ben Noonan
- Made 43 receptions for 876 yards and 11 TDs as senior in 2018 on 8-4 Tracy High School squad
- Added 80 tackles, 6.5 tackles for loss, two caused fumbles as defensive back
- As junior in 2017 caught 14 passes for 255 yads and four TDs
- Added 41 tackles, 6.5 tackles for loss, two interceptions, three passes defended and one fumble recovery on defense for team that finished 8-4
- Also competed in track at Tracy High School in Tracy, California, running in 100 (10.99) and 200 meters (22.3) and on 4x100 and 4x400 relay squads
- Selected for annual Lions All-Star Football Classic in Stockton, California, in June 2019
- Played for football coach Matt Shrout
- Tri-City Athletic League co-utility player of the year for 2018 for Bulldogs

PERSONAL

- Enrolled at UCF in January 2021
- Majoring in interdisciplinary studies

Jarvis WARE

#24 apopka, fla. | missouri

DB 6-1
SR 190

PRIOR TO UCF

- Appeared in 28 games as a defensive back at Missouri
- Totaled 51 tackles, six pass break-ups, an interception and a fumble recovery
- Recorded first-career interception at Florida in 2020, returning it 59 yards for a touchdown
- Had 33 tackles with 24 unassisted as a sophomore in 2019
- Rated as a three-star prospect by 247Sports out of Wekiva High School
- While at Wekiva, the defense allowed just 8.6 points per game while going 10-1 and earning a spot in the Class 8A state playoffs in 2017
- Had four interceptions as a senior in high school, taking two back for touchdowns

William WELLS

#25 west palm beach, fla. | suncoast

DB 6-2
FR 185

HIGH SCHOOL

- Played defensive back, wide receiver and quarterback at Suncoast High School in Riviera Beach, Florida
- Earned Class 5A honorable mention all-state honors
- Helped Chargers to 2-4 record so far in 2020 (12/17 vs. Seminole Ridge)
- Rated sixth among top 30 players in Palm Beach County on 2020 preseason basis by Fort Lauderdale Sun-Sentinel
- Honorable mention defensive back on Palm Beach Post Best of Preps large-school (5A-8A) defense for 2019
- Played for coach Jimmy Clark
- Also played basketball and ran 110 and 300 hurdles in track for Chargers

PERSONAL

- Majoring in computer science

Leander WIEGAND

#64 aachen, germany | afc aachen vampires

OL 6-5
FR 290

HIGH SCHOOL

- Played on both offensive and defensive lines for AFC Aachen Vultures in Berlin, Germany
- Competed in the Regionalliga NRW (third division)

PERSONAL

- Enrolled at UCF in January 2021
- Majoring in pre-management

Anthony **WILLIAMS**

#20 orlando, fla. | lake brantley

RB 6-0
FR 215

HIGH SCHOOL

- Played running back at Lake Brantley High School in Altamonte Springs, Florida
- Earned Class 8A first-team all-state
- Carried 219 times for 1,384 yards and 14 touchdowns as senior in 2020 while averaging 153.8 rushing yards per game
- Rushed 26 times for 281 yards and four TDs as senior vs. Evans and also ran for 244 vs. Ocoee and 202 vs. Lake Mary in 2020
- Had six games of 100 or more rushing yards and also caught four passes for 32 yards
- Helped Lake Brantley to 6-4 mark as senior in 2020, ending in Florida 8A playoff loss to Lake Mary
- Rushed for 870 yards on 128 carries, scoring 11 times as junior in 2019
- Rushed for more than 100 yards in a game four times in helping Patriots finish 7-3 overall
- As sophomore in 2018 had break-out season, rushing for 1,055 yards and 11 TDs on 133 carries
- Competed in 100, 200 and 400 meters and discus in track
- Played for coach David Delfiaccio

PERSONAL

- Father Anthony Williams was defensive lineman out of Apopka who signed with Florida State in 1985
- Cousin Lamont Simmons was three-star cornerback out of Jacksonville area who signed with USC before transferring to Georgia Tech
- Cousin Austin Bryant was two-year starter for Clemson along defensive line and was selected in fourth round of 2019 NFL Draft by the Detroit Lions
- From same high school as current UCF running back Damarius Good
- Major is undeclared



2020 REVIEW

2021 UCF FOOTBALL



Overall: 6-4 • AAC: 5-3 • Home: 2-2 • Away: 4-1 • Neutral: 0-1



Sept. 19, 2020 • at Georgia Tech

Knights 49, Yellowjackets 21
Atlanta, Ga. • Bobby Dodd Stadium
Overall: 1-0



Sept. 26, 2020 • at East Carolina

Knights 51, Pirates 28
Greenville, N.C. • Dowdy-Ficklen Stadium
Overall: 2-0; AAC: 1-0



Oct. 3, 2020 • Tulsa

Golden Hurricane 34, Knights 26
Orlando, Fla. • Bounce House
Overall: 2-1; AAC: 1-1



Oct. 17, 2020 • at Memphis

Tigers 50, Knights 49
Memphis, Tenn. • Liberty Bowl Stadium
Overall: 2-2; AAC: 1-2



Oct. 24, 2020 • Tulane

Knights 51, Green Wave 34
Orlando, Fla. • Bounce House
Overall: 3-2; AAC: 2-2



Oct. 31, 2020 • at Houston

Knights 44, Cougars 21
Houston, Texas • TDECU Stadium
Overall: 4-2; AAC: 3-2



Nov. 14, 2020 • Temple

Knights 38, Owls 13
Orlando, Fla. • Bounce House
Overall: 5-2; AAC: 4-2



Nov. 21, 2020 • Cincinnati

Bearcats 36, Knights 33
Orlando, Fla. • Bounce House
Overall: 5-3; AAC: 4-3



Nov. 27, 2020 • South Florida

Knights 58, Bulls 46
Tampa, Fla. • Raymond James Stadium
Overall: 6-3; AAC: 5-3

2020 ROOFCLAIM.COM BOCA RATON BOWL



Dec. 22, 2020 • vs. BYU

Cougars 49, Knights 23
Boca Raton, Fla. • FAU Stadium
Overall: 6-4

The 2020 college football season will be remembered most for the way it was delayed, shortened, and interrupted due to the COVID-19 pandemic. The UCF football team, like all across the country, had to deal with more obstacles than usual, but still finished with a 6-3 record in just nine regular season games. The Knights also earned a bowl berth for the fifth consecutive season, and finished with a winning record for the fourth year in a row, at 6-4 overall.

IMPRESSIVE OFFENSIVE NUMBERS

UCF is the only team in the country to rank among the top five in the nation in total offense in each of the last three seasons (2018-19-20). This past year, the Knights were second in the nation and set a new program record with 568.1 yards of total offense per game. UCF ranked third in passing offense with 357.4 yards per game and eighth in scoring offense with 42.2 points per game.

TAKING ADVANTAGE OF TURNOVERS

The UCF defense ranked sixth in the nation in turnovers gained in 2020, totaling 22 takeaways in just 10 games. The Knights led the nation in fumbles recovered with 13 and had the fifth best turnover margin in the nation at 1.20.

GABRIEL GOT GOING

Dillon Gabriel took his game to another level as a sophomore in 2020, leading the nation in passing with 357.0 yards per game. He was also second in the nation in total offense with 373.9 yards per contest, fourth in passing touchdowns (32), fifth in points responsible for (212), and seventh with 24.8 completions per game. He set a new single-season record at UCF for passing yards per game, as well as a single-game record for yards (601), and the consecutive completions record (18).

RECEIVING CORPS COMPETED

The offensive line and running backs made the offensive success possible, but receivers excelled on another level in 2020. Marlon Williams led the American Athletic Conference in receptions, receiving yards, and touchdown receptions. Jaylon Robinson was second in the league in receiving yards. Williams was third in the nation with 8.9 receptions per game, fifth with 129.9 yards per game, and seventh with 10 touchdowns. Williams and Robinson had 100 or more yards each in four games in 2020. No other UCF tandem had done that more than twice in a season.

ALL-CONFERENCE ACCOLADES

Eight Knights earned all-conference honors from The American in 2020, including first-team nods for Jaylon Robinson, Marlon Williams, Matthew Lee, and Richie Grant. Dillon Gabriel, Aaron Robinson, and Otis Anderson were named second-team all-conference, while Lokahi Paule received honorable mention honors.

ALSO ALL-AMERICANS

UCF had three players earn All-America honors following the 2020 season. Marlon Williams was named a third-team All-American by Pro Football Focus and honorable mention All-American by Phil Steele. Richie Grant was also an honorable mention All-American from Phil Steele, while Matthew Lee was named freshman All-American by The Athletic.

NEW NFL DRAFT RECORD

Following the 2020 season, five Knights were selected in the NFL Draft, setting a new program record. Richie Grant was picked in the second round by the Atlanta Falcons, Aaron Robinson went in the third round to the New York Giants, Jacob Harris was picked in the fourth round by the Los Angeles Rams, Tay Gowan was taken in the sixth round by the Arizona Cardinals, and Tre Nixon was picked in the seventh round by the New England Patriots.

**GAME ONE UCF AT GEORGIA TECH**

UCF (1-0)..... 49
GEORGIA TECH (1-1)..... 21

September 19, 2020 | Atlanta, Ga. | Bobby Dodd Stadium
 Time: 3:30 p.m. | Attendance: 11,000

UCF

<i>RUSHING</i>	<i>ATT</i>	<i>GAIN</i>	<i>LOST</i>	<i>NET</i>	<i>TD</i>	<i>LONG</i>	<i>AVG</i>
Anderson	18	94	6	88	1	23	4.9
McCrae	9	50	0	50	1	21	5.6
Thompson	12	36	6	30	1	13	2.5
Gabriel	8	47	17	30	0	15	3.8
Richardson	2	24	0	24	0	17	12.0
Good	2	21	0	21	0	13	10.5

PASSING

	<i>COMP-ATT-INT</i>	<i>YDS</i>	<i>TD</i>	<i>LONG</i>	<i>Sack</i>
Gabriel	27-41-1	417	4	49	2

RECEIVING

	<i>NO</i>	<i>YDS</i>	<i>TD</i>	<i>LONG</i>
Williams	10	154	2	40
Robinson	6	105	0	48
Nixon	4	94	2	49
Anderson	3	21	0	11
Harris	2	28	0	19
Hescock	2	15	0	11

PUNTING

	<i>NO</i>	<i>YDS</i>	<i>AVG</i>	<i>LONG</i>	<i>I20</i>	<i>50+</i>
Osteen	3	136	45.3	55	0	0

FIELD GOALS

	<i>MADE</i>	<i>ATT</i>	<i>LONG</i>
--			

<i>DEFENSE</i>	<i>SOLO</i>	<i>AST</i>	<i>TOT</i>	<i>TFL</i>	<i>FF</i>	<i>FR</i>	<i>INT</i>	<i>BRK</i>	<i>BLK</i>	<i>SCK</i>	<i>QBH</i>
Gilyard	6	4	10	2.0	1
Grant	6	3	9	.	.	1-0
Mitchell	3	3	6
Robinson	1	5	6	1	.	.	.
Collier	4	1	5	1.0

GEORGIA TECH

<i>RUSHING</i>	<i>ATT</i>	<i>GAIN</i>	<i>LOST</i>	<i>NET</i>	<i>TD</i>	<i>LONG</i>	<i>AVG</i>
Sims	16	83	1	82	1	19	5.1
Gibbs	15	73	7	66	1	33	4.4
Griffin	8	49	5	44	0	16	5.5
Smith	5	37	2	35	0	17	7.0

PASSING

	<i>COMP-ATT-INT</i>	<i>YDS</i>	<i>TD</i>	<i>LONG</i>	<i>Sack</i>
Sims	18-36-2	244	1	25	0

RECEIVING

	<i>NO</i>	<i>YDS</i>	<i>TD</i>	<i>LONG</i>
Gibbs	4	60	1	23
Ezzard	3	33	0	12
Harris	2	38	0	23
Griffin	2	38	0	25
Camp	2	27	0	17
Smith	2	18	0	9
Carter	1	11	0	11
Brown	1	11	0	11
Coco	1	8	0	8

PUNTING

	<i>NO</i>	<i>YDS</i>	<i>AVG</i>	<i>LONG</i>	<i>I20</i>	<i>50+</i>
Harvin III	4	205	51.2	70	3	0

FIELD GOALS

	<i>MADE</i>	<i>ATT</i>	<i>LONG</i>
Kelley	0	1	--

Kicks: Blocked 27

<i>DEFENSE</i>	<i>SOLO</i>	<i>AST</i>	<i>TOT</i>	<i>TFL</i>	<i>FF</i>	<i>FR</i>	<i>INT</i>	<i>BRK</i>	<i>BLK</i>	<i>SCK</i>	<i>QBH</i>
Jackson	4	5	9
Curry	4	4	8
Showell	4	3	7	.	.	1
Thomas	4	2	6	3.0	2.0	.
Carpenter	5	.	5

**SCORING SUMMARY**

	<i>1st</i>	<i>2nd</i>	<i>3rd</i>	<i>4th</i>	<i>-</i>	<i>Final</i>
UCF	7	21	0	21		49
Georgia Tech	7	7	0	7		21
1st 14:05 GT	Sims 1 yd run (Kelley kick)					
	3 plays, 21 yards, TOP 0:43					0 - 7
11:58 UCF	Nixon 6 yd pass from Gabriel (Obarski kick)					
	8 plays, 75 yards, TOP 2:07					7 - 7
2nd 11:47 UCF	Williams 8 yd pass from Gabriel (Obarski kick)					
	12 plays, 80 yards, TOP 2:59					14 - 7
06:48 UCF	McCrae 21 yd run (Obarski kick)					
	9 plays, 90 yards, TOP 2:55					21 - 7
02:17 UCF	Nixon 25 yd pass from Gabriel (Obarski kick)					
	4 plays, 35 yards, TOP 1:18					28 - 7
01:14 GT	Gibbs 9 yd pass from Sims (Stewart kick)					
	10 plays, 75 yards, TOP 1:03					28 - 14
4th 13:12 GT	Gibbs 33 yd run (Stewart kick)					
	5 plays, 56 yards, TOP 1:41					28 - 21
11:40 UCF	Anderson 1 yd run (Obarski kick)					
	6 plays, 75 yards, TOP 1:32					35 - 21
05:30 UCF	Williams 7 yd pass from Gabriel (Obarski kick)					
	8 plays, 63 yards, TOP 3:43					42 - 21
03:28 UCF	Thompson 4 yd run (Obarski kick)					
	4 plays, 20 yards, TOP 1:56					49 - 21

TEAM STATS

	UCF	GT
FIRST DOWNS	31	23
RUSHES-YARDS (NET)	51-243	44-227
PASSING YDS (NET)	417	244
Passes Comp-Att-Int	27-41-1	18-37-2
TOTAL OFFENSE PLAYS-YARDS	92-660	81-471
Fumble Returns-Yards-TDs	0-0-0	1-4-0
Punt Returns-Yards-TDs	0-0-0	0-0-0
Kickoff Returns-Yards-TDs	0-0-0	2-93-0
Interception Returns-Yards-TDs	2-9-0	1-3-0
Punts (Number-Avg)	3-45.3	4-51.2
Fumbles-Lost	1-1	4-3
Penalties-Yards	8-51	7-49
Possession Time	31:52	28:08
Third-Down Conversions	10 of 16	7 of 15
Fourth-Down Conversions	1 of 3	1 of 3
Red-Zone Scores-Chances	6-7	2-4
Sacks By: Number-Yards	0-0	2-17

**GAME TWO UCF AT EAST CAROLINA**

UCF (2-0, 1-0) 51
EAST CAROLINA (0-1, 0-1) 28

September 26, 2020 | Greenville, N.C. | Dowdy-Ficklen Stadium
 Time: 12 p.m. | Attendance: 350

UCF

<i>RUSHING</i>	<i>ATT</i>	<i>GAIN</i>	<i>LOST</i>	<i>NET</i>	<i>TD</i>	<i>LONG</i>	<i>AVG</i>
McCrae	16	83	0	83	1	28	5.2
Thompson	10	78	1	77	0	25	7.7
Richardson	4	41	0	41	1	31	10.2
Anderson	7	25	3	22	0	9	3.1
Gabriel	2	1	0	1	0	1	0.5
Harvey	1	0	0	0	0	0	0.0

<i>PASSING</i>	<i>COMP-ATT-INT</i>	<i>YDS</i>	<i>TD</i>	<i>LONG</i>	<i>Sack</i>
Gabriel	32-47-0	408	4	64	0

<i>RECEIVING</i>	<i>NO</i>	<i>YDS</i>	<i>TD</i>	<i>LONG</i>
Williams	13	136	0	24
Robinson	9	150	2	64
Harris	5	69	1	21
O'Keefe	2	37	0	20
Credle	2	9	0	5
Hescock	1	7	1	7

<i>PUNTING</i>	<i>NO</i>	<i>YDS</i>	<i>AVG</i>	<i>LONG</i>	<i>I20</i>	<i>50+</i>
Osteen	3	118	39.3	56	1	0

<i>FIELD GOALS</i>	<i>MADE</i>	<i>ATT</i>	<i>LONG</i>
Obarski	3	3	33

Kicks: Made 26, Made 33, Made 31

<i>DEFENSE</i>	<i>SOLO</i>	<i>AST</i>	<i>TOT</i>	<i>TFL</i>	<i>FF</i>	<i>FR</i>	<i>INT</i>	<i>BRK</i>	<i>BLK</i>	<i>SCK</i>	<i>QBH</i>
Robinson	7	1	8	1.0	.	.	.	2	.	.	.
Mitchell	3	5	8
Gilyard	6	.	6	2.0	1	1
Gainous	4	2	6	.	1
Bullard	3	2	5

EAST CAROLINA

<i>RUSHING</i>	<i>ATT</i>	<i>GAIN</i>	<i>LOST</i>	<i>NET</i>	<i>TD</i>	<i>LONG</i>	<i>AVG</i>
Mitchell	8	66	0	66	0	20	8.2
Ahlers	12	76	21	55	0	19	4.6
Harris	12	45	3	42	0	14	3.5
Hayden	9	43	1	42	0	11	4.7
Pinnix	13	46	7	39	1	10	3.0

<i>PASSING</i>	<i>COMP-ATT-INT</i>	<i>YDS</i>	<i>TD</i>	<i>LONG</i>	<i>Sack</i>
Ahlers	14-29-1	215	3	37	2

<i>RECEIVING</i>	<i>NO</i>	<i>YDS</i>	<i>TD</i>	<i>LONG</i>
Omotoshio	3	56	0	24
Johnson	2	52	1	37
Proehl	2	19	0	12
Mitchell	2	18	0	13
Snead	2	8	1	7
Hayden	1	31	0	31
Pinnix	1	17	1	17
Calhoun	1	14	0	14

<i>PUNTING</i>	<i>NO</i>	<i>YDS</i>	<i>AVG</i>	<i>LONG</i>	<i>I20</i>	<i>50+</i>
Young	3	131	43.7	49	2	0
Larsen	2	82	41.0	47	0	0

<i>FIELD GOALS</i>	<i>MADE</i>	<i>ATT</i>	<i>LONG</i>

<i>DEFENSE</i>	<i>SOLO</i>	<i>AST</i>	<i>TOT</i>	<i>TFL</i>	<i>FF</i>	<i>FR</i>	<i>INT</i>	<i>BRK</i>	<i>BLK</i>	<i>SCK</i>	<i>QBH</i>
Dourseau	5	3	8	2	.	.	.
Smith	3	5	8	.	1	.	.	1	.	.	.
Kennedy	4	3	7	2	.	.	.
Hickman	2	5	7	0.5
Robinson	3	3	6

**SCORING SUMMARY**

		1st	2nd	3rd	4th	-	Final
UCF		10	17	14	10		51
East Carolina		7	0	7	14		28
1st	11:20	ECU	Pinnix 17 yd pass from Ahlers (Verity kick)				
			9 plays, 75 yards, TOP 3:40				
	08:22	UCF	McCrae 1 yd run (Obarski kick)				
			11 plays, 75 yards, TOP 2:58				
	04:28	UCF	Obarski 26 yd field goal				
			7 plays, 26 yards, TOP 1:34				
2nd	07:55	UCF	Obarski 33 yd field goal				
			10 plays, 50 yards, TOP 3:07				
	04:57	UCF	Robinson 64 yd pass from Gabriel (Obarski kick)				
			4 plays, 78 yards, TOP 0:57				
	00:24	UCF	Hescock 7 yd pass from Gabriel (Obarski kick)				
			9 plays, 86 yards, TOP 2:45				
3rd	13:11	UCF	Harris 11 yd pass from Gabriel (Obarski kick)				
			8 plays, 75 yards, TOP 1:49				
	09:57	UCF	Robinson 9 yd pass from Gabriel (Obarski kick)				
			6 plays, 55 yards, TOP 1:44				
	06:26	ECU	Johnson 37 yd pass from Ahlers (Verity kick)				
			8 plays, 92 yards, TOP 3:31				
4th	13:33	UCF	Obarski 31 yd field goal				
			9 plays, 66 yards, TOP 2:20				
	08:09	ECU	Pinnix 3 yd run (Verity kick)				
			12 plays, 75 yards, TOP 5:24				
	03:59	UCF	Richardson 31 yd run (Obarski kick)				
			1 play, 31 yards, TOP 0:08				
	00:19	ECU	Snead 7 yd pass from Ahlers (Verity kick)				
			11 plays, 77 yards, TOP 3:40				

TEAM STATS

	UCF	ECU
FIRST DOWNS	29	25
RUSHES-YARDS (NET)	40-224	54-244
PASSING YDS (NET)	408	215
Passes Comp-Att-Int	32-47-0	14-29-1
TOTAL OFFENSE PLAYS-YARDS	87-632	83-459
Fumble Returns-Yards-TDs	0-0-0	0-0-0
Punt Returns-Yards-TDs	2-6-0	1-4-0
Kickoff Returns-Yards-TDs	0-0-0	5-83-0
Interception Returns-Yards-TDs	1-0-0	0-0-0
Punts (Number-Avg)	3-39.3	5-42.6
Fumbles-Lost	1-0	4-3
Penalties-Yards	19-139	11-105
Possession Time	26:52	33:08
Third-Down Conversions	8 of 16	9 of 18
Fourth-Down Conversions	0 of 2	1 of 2
Red-Zone Scores-Chances	7-7	3-3
Sacks By: Number-Yards	2-18	0-0

**GAME THREE UCF VS. TULSA**

TULSA (1-1, 1-0) 34
UCF (2-1, 1-1) 26

October 3, 2020 | Orlando, Fla. | Bounce House
 Time: 7:30 p.m. | Attendance: 8,874

UCF

<i>RUSHING</i>	<i>ATT</i>	<i>GAIN</i>	<i>LOST</i>	<i>NET</i>	<i>TD</i>	<i>LONG</i>	<i>AVG</i>
Anderson	17	90	6	84	1	49	4.9
Gabriel	4	31	3	28	0	20	7.0
McCrae	6	16	0	16	0	4	2.7
Schneider	1	1	0	1	1	1	1.0
Richardson	5	6	6	0	0	3	0.0
Thompson	1	0	4	-4	0	0	-4.0

<i>PASSING</i>	<i>COMP-ATT-INT</i>	<i>YDS</i>	<i>TD</i>	<i>LONG</i>	<i>Sack</i>
Gabriel	28-51-1	330	1	53	1

<i>RECEIVING</i>	<i>NO</i>	<i>YDS</i>	<i>TD</i>	<i>LONG</i>
Williams	9	98	0	22
Anderson	4	8	0	5
Robinson	3	111	0	53
Harris	3	23	1	12
Credle	2	28	0	19
Johnson	2	24	0	13
Good	2	22	0	13
O'Keefe	2	12	0	14
McCrae	1	4	0	4

<i>PUNTING</i>	<i>NO</i>	<i>YDS</i>	<i>AVG</i>	<i>LONG</i>	<i>I20</i>	<i>50+</i>
Osteen	7	327	46.7	56	2	1

<i>FIELD GOALS</i>	<i>MADE</i>	<i>ATT</i>	<i>LONG</i>
Obarski	1	2	26

Kicks: Missed 21, Made 26

<i>DEFENSE</i>	<i>SOLO</i>	<i>AST</i>	<i>TOT</i>	<i>TFL</i>	<i>FF</i>	<i>FR</i>	<i>INT</i>	<i>BRK</i>	<i>BLK</i>	<i>SCK</i>	<i>QBH</i>
Mitchell	6	7	13	1.0
Gilyard	4	8	12	1.0
Grant	6	3	9	.	.	.	1-0	1	.	.	.
Robinson	8	.	8	1
Gainous	3	1	4

TULSA

<i>RUSHING</i>	<i>ATT</i>	<i>GAIN</i>	<i>LOST</i>	<i>NET</i>	<i>TD</i>	<i>LONG</i>	<i>AVG</i>
Wilkerson	22	93	7	86	1	24	3.9
Taylor II	11	64	4	60	0	14	5.5
Prince	8	44	3	41	0	23	5.1
Smith	3	0	22	-22	0	0	-7.3

<i>PASSING</i>	<i>COMP-ATT-INT</i>	<i>YDS</i>	<i>TD</i>	<i>LONG</i>	<i>Sack</i>
Smith	17-29-1	273	3	49	2

<i>RECEIVING</i>	<i>NO</i>	<i>YDS</i>	<i>TD</i>	<i>LONG</i>
Stokes	6	95	1	49
Crawford Jr.	4	74	1	34
Johnson	2	69	1	48
Santana	1	19	0	19
Stewart	1	12	0	12
Palmer	1	4	0	4
Hall	1	0	0	0
Wilkerson	1	0	0	0

<i>PUNTING</i>	<i>NO</i>	<i>YDS</i>	<i>AVG</i>	<i>LONG</i>	<i>I20</i>	<i>50+</i>
Wilson	7	316	45.1	67	4	0

<i>FIELD GOALS</i>	<i>MADE</i>	<i>ATT</i>	<i>LONG</i>
Long	2	2	34

Kicks: Made 20, Made 34

<i>DEFENSE</i>	<i>SOLO</i>	<i>AST</i>	<i>TOT</i>	<i>TFL</i>	<i>FF</i>	<i>FR</i>	<i>INT</i>	<i>BRK</i>	<i>BLK</i>	<i>SCK</i>	<i>QBH</i>
Collins	7	3	10	3.5	.	.	1	2	.	.	1
Reeves	6	3	9	1	.	.	1
Wright	5	3	8	3.0
Williams	5	2	7
Ray	5	2	7	1	.	.	.

**SCORING SUMMARY**

		1st	2nd	3rd	4th	-	Final
Tulsa		2	10	13	9		34
UCF		16	7	3	0		26
1st	10:13	UCF	Harris 12 yd pass from Gabriel (Obarski kick) 3 plays, 8 yards, TOP 1:13				0 - 7
	07:35	UCF	Gilyard safety				0 - 9
	06:58	UCF	Anderson 49 yd run (Obarski kick) 2 plays, 47 yards, TOP 0:31				0 - 16
	02:16	TLS	Collins safety				2 - 16
2nd	11:41	TLS	Long 20 yd field goal 10 plays, 30 yards, TOP 4:04				5 - 16
	01:39	UCF	Schneider 1 yd run (Obarski kick) 13 plays, 96 yards, TOP 4:54				5 - 23
	00:53	TLS	Johnson 48 yd pass from Smith (Long kick) 4 plays, 88 yards, TOP 0:41				12 - 23
3rd	14:49	TLS	Crawford Jr. 34 yd pass from Smith (Long kick) 1 play, 34 yards, TOP 0:06				19 - 23
	11:16	UCF	Obarski 26 yd field goal 11 plays, 67 yards, TOP 3:27				19 - 26
	07:20	TLS	Wilkerson 2 yd run (Long kick failed) 9 plays, 75 yards, TOP 3:56				25 - 26
4th	12:56	TLS	Stokes 13 yd pass from Smith (Smith) 5 plays, 61 yards, TOP 2:22				31 - 26
	01:30	TLS	Long 34 yd field goal 10 plays, 51 yards, TOP 4:05				34 - 26

TEAM STATS

	TULSA	UCF
FIRST DOWNS	21	23
RUSHES-YARDS (NET)	44-165	34-125
PASSING YDS (NET)	273	330
Passes Comp-Att-Int	17-29-1	28-51-1
TOTAL OFFENSE PLAYS-YARDS	73-438	85-455
Fumble Returns-Yards-TDs	0-0-0	0-0-0
Punt Returns-Yards-TDs	2-16-0	1-14-0
Kickoff Returns-Yards-TDs	3-56-0	5-96-0
Interception Returns-Yards-TDs	1-13-0	1-0-0
Punts (Number-Avg)	7-45.1	7-46.7
Fumbles-Lost	2-2	2-2
Penalties-Yards	8-95	18-124
Possession Time	30:34	29:26
Third-Down Conversions	6 of 15	7 of 18
Fourth-Down Conversions	0 of 0	1 of 1
Red-Zone Scores-Chances	4-4	3-4
Sacks By: Number-Yards	1-3	2-18

**GAME FOUR UCF AT MEMPHIS**

UCF (2-2, 1-2) 49
MEMPHIS (2-1, 1-1) 50

October 17, 2020 | Memphis, Tenn. | Liberty Bowl Memorial Stadium
 Time: 3:30 p.m. | Attendance: 10,554

UCF

<i>RUSHING</i>	<i>ATT</i>	<i>GAIN</i>	<i>LOST</i>	<i>NET</i>	<i>TD</i>	<i>LONG</i>	<i>AVG</i>
McCrae	17	80	2	78	1	24	4.6
Anderson	18	72	2	70	0	13	3.9
Gabriel	12	64	15	49	1	28	4.1

<i>PASSING</i>	<i>COMP-ATT-INT</i>	<i>YDS</i>	<i>TD</i>	<i>LONG</i>	<i>Sack</i>
Gabriel	35-49-0	601	5	93	3

<i>RECEIVING</i>	<i>NO</i>	<i>YDS</i>	<i>TD</i>	<i>LONG</i>
Williams	13	191	1	85
Robinson	10	173	2	43
O'Keefe	4	175	1	93
McCrae	4	27	0	10
Harris	3	26	1	10
Credle	1	9	0	9

<i>PUNTING</i>	<i>NO</i>	<i>YDS</i>	<i>AVG</i>	<i>LONG</i>	<i>I20</i>	<i>50+</i>
Osteen	2	83	41.5	42	1	0

<i>FIELD GOALS</i>	<i>MADE</i>	<i>ATT</i>	<i>LONG</i>
Obarski	0	1	--

Kicks: Missed 40

<i>DEFENSE</i>	<i>SOLO</i>	<i>AST</i>	<i>TOT</i>	<i>TFL</i>	<i>FF</i>	<i>FR</i>	<i>INT</i>	<i>BRK</i>	<i>BLK</i>	<i>SCK</i>	<i>QBH</i>
Bethune	5	6	11	2.0	0.5	.
Collier	6	.	6	.	.	1
Charlton	6	.	6
Jean-Baptiste	4	2	6	0.5
Mitchell	3	2	5	1	.	.	.

MEMPHIS

<i>RUSHING</i>	<i>ATT</i>	<i>GAIN</i>	<i>LOST</i>	<i>NET</i>	<i>TD</i>	<i>LONG</i>	<i>AVG</i>
Clark	21	116	4	112	0	29	5.3
Watkins	10	65	1	64	0	30	6.4
White	8	42	12	30	1	11	3.8
Martin	2	24	0	24	0	15	12.0
Austin	1	11	0	11	0	11	11.0
Weaver	1	0	3	-3	0	0	-3.0

<i>PASSING</i>	<i>COMP-ATT-INT</i>	<i>YDS</i>	<i>TD</i>	<i>LONG</i>	<i>Sack</i>
White	34-50-0	486	6	52	2

<i>RECEIVING</i>	<i>NO</i>	<i>YDS</i>	<i>TD</i>	<i>LONG</i>
Austin	9	151	2	40
Washington	7	131	0	52
Dykes	6	57	1	21
Ivory	4	88	1	36
Watkins	4	50	1	22
Wilson	3	13	1	6
Clark	1	-4	0	0

<i>PUNTING</i>	<i>NO</i>	<i>YDS</i>	<i>AVG</i>	<i>LONG</i>	<i>I20</i>	<i>50+</i>
Williams	3	141	47.0	50	2	0
White	1	44	44.0	44	0	1

<i>FIELD GOALS</i>	<i>MADE</i>	<i>ATT</i>	<i>LONG</i>
--			

<i>DEFENSE</i>	<i>SOLO</i>	<i>AST</i>	<i>TOT</i>	<i>TFL</i>	<i>FF</i>	<i>FR</i>	<i>INT</i>	<i>BRK</i>	<i>BLK</i>	<i>SCK</i>	<i>QBH</i>
Johnson	10	4	14	1	.	.	.
Owens	10	2	12	1.0	1
Francis	6	1	7	1	.	.	.
Lindsey	5	2	7	.	.	1
Russell	4	2	6

**SCORING SUMMARY**

			1st	2nd	3rd	4th	-	Final
UCF			7	20	8	14		49
Memphis			7	7	15	21		50
1st	08:08	UCF	McCrae 1 yd run (Obarski kick)					
			11 plays, 80 yards, TOP 3:28					
	07:11	MEM	Austin 12 yd pass from White (Patterson kick)					
			4 plays, 75 yards, TOP 0:57					
2nd	12:14	UCF	Robinson 43 yd pass from Gabriel (Obarski kick)					
			10 plays, 80 yards, TOP 3:01					
	07:35	UCF	Williams 85 yd pass from Gabriel (Obarski kick blocked)					
			2 plays, 85 yards, TOP 0:21					
	02:06	MEM	White 1 yd run (Patterson kick)					
			8 plays, 68 yards, TOP 3:12					
	00:12	UCF	Robinson 10 yd pass from Gabriel (Obarski kick)					
			9 plays, 75 yards, TOP 1:54					
3rd	11:32	UCF	Gabriel 14 yd run (Williams pass from Gabriel)					
			11 plays, 75 yards, TOP 3:28					
	08:16	MEM	Wilson 6 yd pass from White (Washington pass from White)					
			9 plays, 75 yards, TOP 3:16					
	00:55	MEM	Ivory 17 yd pass from White (Patterson kick)					
			8 plays, 96 yards, TOP 3:28					
4th	12:40	UCF	O'Keefe 93 yd pass from Gabriel (Williams pass from Gabriel)					
			1 play, 93 yards, TOP 0:13					
	09:16	MEM	Dykes 3 yd pass from White (Dykes pass from White)					
			12 plays, 70 yards, TOP 3:24					
	05:29	UCF	Harris 10 yd pass from Gabriel (Gabriel pass failed)					
			12 plays, 75 yards, TOP 3:47					
	03:41	MEM	Watkins 22 yd pass from White (Patterson kick)					
			6 plays, 84 yards, TOP 1:44					
	01:08	MEM	Austin 4 yd pass from White (White rush failed)					
			9 plays, 85 yards, TOP 1:30					

TEAM STATS

	UCF	MEM
FIRST DOWNS	34	41
RUSHES-YARDS (NET)	47-197	45-217
PASSING YDS (NET)	601	486
Passes Comp-Att-Int	35-49-0	34-50-0
TOTAL OFFENSE PLAYS-YARDS	96-798	95-703
Fumble Returns-Yards-TDs	0-0-0	0-0-0
Punt Returns-Yards-TDs	0-0-0	0-0-0
Kickoff Returns-Yards-TDs	0-0-0	2-34-0
Interception Returns-Yards-TDs	0-0-0	0-0-0
Punts (Number-Avg)	2-41.5	4-46.2
Fumbles-Lost	3-1	2-1
Penalties-Yards	10-96	7-44
Possession Time	26:23	33:37
Third-Down Conversions	5 of 13	6 of 16
Fourth-Down Conversions	3 of 5	5 of 5
Red-Zone Scores-Chances	4-6	6-6
Sacks By: Number-Yards	2-12	3-13

**GAME FIVE UCF VS. TULANE**

TULANE (2-4, 0-4) 34
UCF (3-2, 2-2) 51

October 24, 2020 | Orlando, Fla. | Bounce House
 Time: 2 p.m. | Attendance: 9,148

UCF

<i>RUSHING</i>	<i>ATT</i>	<i>GAIN</i>	<i>LOST</i>	<i>NET</i>	<i>TD</i>	<i>LONG</i>	<i>AVG</i>
McCrae	25	163	1	162	1	54	6.5
Anderson	11	46	0	46	0	10	4.2
Thompson	10	42	0	42	1	20	4.2
Gabriel	12	46	27	19	0	11	1.6

<i>PASSING</i>	<i>COMP-ATT-INT</i>	<i>YDS</i>	<i>TD</i>	<i>LONG</i>	<i>Sack</i>
Gabriel	26-40-0	422	5	55	3

<i>RECEIVING</i>	<i>NO</i>	<i>YDS</i>	<i>TD</i>	<i>LONG</i>
Williams	9	174	3	54
Robinson	4	63	0	23
O'Keefe	3	35	0	15
Harris	2	96	1	55
Anderson	2	16	0	12
Hescock	2	14	1	10
McCrae	1	15	0	15
Credle	1	8	0	8
Johnson	1	2	0	2
Thompson	1	-1	0	0

<i>PUNTING</i>	<i>NO</i>	<i>YDS</i>	<i>AVG</i>	<i>LONG</i>	<i>I20</i>	<i>50+</i>
Osteen	1	56	56.0	56	0	0

<i>FIELD GOALS</i>	<i>MADE</i>	<i>ATT</i>	<i>LONG</i>
Obarski	1	2	23

Kicks: Made 23, Missed 38

<i>DEFENSE</i>	<i>SOLO</i>	<i>AST</i>	<i>TOT</i>	<i>TFL</i>	<i>FF</i>	<i>FR</i>	<i>INT</i>	<i>BRK</i>	<i>BLK</i>	<i>SCK</i>	<i>QBH</i>
Grant	6	5	11	1.0	1	.	.	1	.	.	.
Mitchell	3	5	8	1.5
Collier	3	2	5	1	.	.	.
Charlton	4	.	4	2.0	2.0	.
Robinson	3	1	4	1	.	.	.

TULANE

<i>RUSHING</i>	<i>ATT</i>	<i>GAIN</i>	<i>LOST</i>	<i>NET</i>	<i>TD</i>	<i>LONG</i>	<i>AVG</i>
Huderson	14	89	1	88	1	16	6.3
Carroll	11	50	6	44	0	20	4.0
Pratt	12	24	29	-5	0	11	-0.4
James	0	0	0	0	1	0	0.0

<i>PASSING</i>	<i>COMP-ATT-INT</i>	<i>YDS</i>	<i>TD</i>	<i>LONG</i>	<i>Sack</i>
Pratt	14-24-1	215	3	28	5

<i>RECEIVING</i>	<i>NO</i>	<i>YDS</i>	<i>TD</i>	<i>LONG</i>
Jackson	4	59	2	20
Watts	3	48	1	28
Huderson	2	44	0	26
Watts	2	30	0	18
Brown	1	18	0	18
Toles	1	12	0	12
James	1	4	0	4

<i>PUNTING</i>	<i>NO</i>	<i>YDS</i>	<i>AVG</i>	<i>LONG</i>	<i>I20</i>	<i>50+</i>
Wright	5	238	47.6	62	3	0

<i>FIELD GOALS</i>	<i>MADE</i>	<i>ATT</i>	<i>LONG</i>
...			

<i>DEFENSE</i>	<i>SOLO</i>	<i>AST</i>	<i>TOT</i>	<i>TFL</i>	<i>FF</i>	<i>FR</i>	<i>INT</i>	<i>BRK</i>	<i>BLK</i>	<i>SCK</i>	<i>QBH</i>
Williams	11	1	12	1	.	.	.
Kuerschen	7	4	11
Henry	5	3	8
Anderson	5	2	7	1.0	1.0	.
Sample	4	3	7	1.5	1.0	.

**SCORING SUMMARY**

			1st	2nd	3rd	4th	-	Final	
Tulane			14	0	14	6		34	
UCF			10	27	14	0		51	
1st	11:35	UCF	Obarski 23 yd field goal 8 plays, 69 yards, TOP 3:25						0 - 3
	09:22	TULANE	Watts 28 yd pass from Pratt (Glover kick) 7 plays, 69 yards, TOP 2:05						7 - 3
	08:04	UCF	Williams 54 yd pass from Gabriel (Obarski kick) 5 plays, 79 yards, TOP 1:12						7 - 10
	04:15	TULANE	Jackson 20 yd pass from Pratt (Glover kick) 8 plays, 79 yards, TOP 3:43						14 - 10
2nd	13:41	UCF	McCrae 3 yd run (Obarski kick) 5 plays, 89 yards, TOP 1:12						14 - 17
	09:20	UCF	Thompson 2 yd run (Obarski kick) 10 plays, 71 yards, TOP 2:30						14 - 24
	03:13	UCF	Hescock 4 yd pass from Gabriel (Obarski kick) 14 plays, 83 yards, TOP 3:58						14 - 31
	00:05	UCF	Williams 7 yd pass from Gabriel (Obarski kick failed) 8 plays, 67 yards, TOP 1:21						14 - 37
3rd	09:22	TULANE	James 0 yd fumble recovery (Glover kick) 12 plays, 75 yards, TOP 5:38						21 - 37
	07:47	UCF	Williams 35 yd pass from Gabriel (Obarski kick) 6 plays, 49 yards, TOP 1:33						21 - 44
	03:56	TULANE	Jackson 8 yd pass from Pratt (Glover kick) 8 plays, 75 yards, TOP 3:51						28 - 44
	03:26	UCF	Harris 41 yd pass from Gabriel (Obarski kick) 3 plays, 43 yards, TOP 0:29						28 - 51
4th	08:30	TULANE	Hudson 9 yd run (Pratt rush failed) 2 plays, 9 yards, TOP 0:47						34 - 51

TEAM STATS

	TULANE	UCF
FIRST DOWNS	21	36
RUSHES-YARDS (NET)	38-125	59-267
PASSING YDS (NET)	215	422
Passes Comp-Att-Int	14-24-1	26-40-0
TOTAL OFFENSE PLAYS-YARDS	62-340	99-689
Fumble Returns-Yards-TDs	0-0-0	0-0-0
Punt Returns-Yards-TDs	1-54-0	1-0-0
Kickoff Returns-Yards-TDs	3-67-0	1-21-0
Interception Returns-Yards-TDs	0-0-0	1-0-0
Punts (Number-Avg)	5-47.6	1-56.0
Fumbles-Lost	2-0	0-0
Penalties-Yards	2-10	4-20
Possession Time	25:46	34:14
Third-Down Conversions	3 of 9	10 of 17
Fourth-Down Conversions	1 of 1	3 of 4
Red-Zone Scores-Chances	4-4	5-6
Sacks By: Number-Yards	3-27	5-25

**GAME SIX UCF AT HOUSTON**

UCF (4-2, 3-2) 44
HOUSTON (2-2, 2-1) 21

October 31, 2020 | Houston, Texas | TDECU Stadium
 Time: 2 p.m. | Attendance: 8,630

UCF

<i>RUSHING</i>	<i>ATT</i>	<i>GAIN</i>	<i>LOST</i>	<i>NET</i>	<i>TD</i>	<i>LONG</i>	<i>AVG</i>
Anderson	16	170	0	170	1	46	10.6
McCrae	16	107	0	107	1	26	6.7
Thompson	8	87	0	87	1	32	10.9
Gabriel	11	25	36	-11	0	11	-1.0

<i>PASSING</i>	<i>COMP-ATT-INT</i>	<i>YDS</i>	<i>TD</i>	<i>LONG</i>	<i>Sack</i>
Gabriel	19-33-0	328	2	49	6

<i>RECEIVING</i>	<i>NO</i>	<i>YDS</i>	<i>TD</i>	<i>LONG</i>
Robinson	5	107	0	49
Williams	5	87	0	42
O'Keefe	3	97	2	36
Hescock	3	12	0	8
Anderson	1	11	0	11
Thompson	1	7	0	7
Harris	1	7	0	7

<i>PUNTING</i>	<i>NO</i>	<i>YDS</i>	<i>AVG</i>	<i>LONG</i>	<i>I20</i>	<i>50+</i>
Osteen	3	132	44.0	49	1	0

<i>FIELD GOALS</i>	<i>MADE</i>	<i>ATT</i>	<i>LONG</i>
Obarski	3	4	38

Kicks: Made 34, Made 24, Made 38, Missed 28

<i>DEFENSE</i>	<i>SOLO</i>	<i>AST</i>	<i>TOT</i>	<i>TFL</i>	<i>FF</i>	<i>FR</i>	<i>INT</i>	<i>BRK</i>	<i>BLK</i>	<i>SCK</i>	<i>QBH</i>
Gainous	8	1	9
Bethune	5	3	8	1.5	.	.	.	2	.	.	.
Robinson	6	1	7	1	.	.	.
Grant	5	2	7	1.0	.	.	1	.	.	1.0	.
Gilyard	3	2	5	0.5	.	.	1	.	.	.	1

HOUSTON

<i>RUSHING</i>	<i>ATT</i>	<i>GAIN</i>	<i>LOST</i>	<i>NET</i>	<i>TD</i>	<i>LONG</i>	<i>AVG</i>
Porter	13	55	3	52	1	18	4.0
Tune	10	58	21	37	0	17	3.7
Car	8	33	0	33	0	10	4.1
Smith	3	19	0	19	0	10	6.3
Fullbright	1	12	0	12	0	12	12.0
Brown	1	7	0	7	0	7	7.0
Holgorsen	1	5	0	5	0	5	5.0

<i>PASSING</i>	<i>COMP-ATT-INT</i>	<i>YDS</i>	<i>TD</i>	<i>LONG</i>	<i>Sack</i>
Tune	21-41-2	263	1	32	3
Holgorsen	1-1-0	6	0	6	0

<i>RECEIVING</i>	<i>NO</i>	<i>YDS</i>	<i>TD</i>	<i>LONG</i>
Dell	6	88	1	32
Bradley	6	76	0	21
Corbin	4	51	0	30
Smith	3	38	0	24
Stevenson	1	12	0	12
Smith	1	10	0	10
Porter	1	-6	0	0

<i>PUNTING</i>	<i>NO</i>	<i>YDS</i>	<i>AVG</i>	<i>LONG</i>	<i>I20</i>	<i>50+</i>
Wilkins	6	270	45.0	53	2	2

<i>FIELD GOALS</i>	<i>MADE</i>	<i>ATT</i>	<i>LONG</i>
Witherspoon	0	1	--

<i>DEFENSE</i>	<i>SOLO</i>	<i>AST</i>	<i>TOT</i>	<i>TFL</i>	<i>FF</i>	<i>FR</i>	<i>INT</i>	<i>BRK</i>	<i>BLK</i>	<i>SCK</i>	<i>QBH</i>
Stuard	6	6	12	1.0	.	1	.	.	.	1.0	.
Anderson	3	6	9	1	.	.	.
Owens	6	.	6
Williams	5	1	6	2	.	.	.
Stewart	3	2	5	1.0

**SCORING SUMMARY**

		1st	2nd	3rd	4th	-	Final
UCF		10	13	0	21		44
Houston		7	0	6	8		21
1st	07:59	UCF	Obarski 34 yd field goal				
			9 plays, 63 yards, TOP 2:55				3 - 0
	04:03	HOU	Stuard 34 yd fumble recovery (Witherspoon kick)				3 - 7
	02:15	UCF	O'Keefe 34 yd pass from Gabriel (Obarski kick)				10 - 7
			4 plays, 78 yards, TOP 1:48				
2nd	10:59	UCF	Thompson 1 yd run (Obarski kick)				17 - 7
			7 plays, 70 yards, TOP 1:40				
	05:20	UCF	Obarski 24 yd field goal				20 - 7
			13 plays, 89 yards, TOP 3:46				
	00:19	UCF	Obarski 38 yd field goal				23 - 7
			9 plays, 59 yards, TOP 1:19				
3rd	06:16	HOU	Porter 1 yd run (Tune pass failed)				23 - 13
			11 plays, 85 yards, TOP 3:20				
4th	14:38	UCF	O'Keefe 36 yd pass from Gabriel (Obarski kick)				30 - 13
			6 plays, 58 yards, TOP 1:40				
	07:03	UCF	McCrae 1 yd run (Obarski kick)				37 - 13
			9 plays, 75 yards, TOP 4:02				
	04:17	HOU	Dell 10 yd pass from Tune (Smith pass from Tune)				37 - 21
			8 plays, 82 yards, TOP 2:46				
	01:36	UCF	Anderson 28 yd run (Obarski kick)				44 - 21
			6 plays, 47 yards, TOP 2:41				

TEAM STATS

	UCF	HOU
FIRST DOWNS	32	26
RUSHES-YARDS (NET)	51-353	37-165
PASSING YDS (NET)	328	269
Passes Comp-Att-Int	19-33-0	22-42-2
TOTAL OFFENSE PLAYS-YARDS	84-681	79-434
Fumble Returns-Yards-TDs	0-0-0	1-34-1
Punt Returns-Yards-TDs	0-0-0	1-17-0
Kickoff Returns-Yards-TDs	2-44-0	3-79-0
Interception Returns-Yards-TDs	2-41-0	0-0-0
Punts (Number-Avg)	3-44.0	6-45.0
Fumbles-Lost	2-1	0-0
Penalties-Yards	8-70	7-60
Possession Time	27:19	32:41
Third-Down Conversions	8 of 15	6 of 16
Fourth-Down Conversions	0 of 0	1 of 1
Red-Zone Scores-Chances	5-6	2-4
Sacks By: Number-Yards	3-21	6-37

**GAME SEVEN UCF VS. TEMPLE**

TEMPLE (1-5, 1-5) 13
UCF (5-2, 4-2) 38

November 14, 2020 | Orlando, Fla. | Bounce House
 Time: 7:30 p.m. | Attendance: 8,768

UCF

RUSHING	ATT	GAIN	LOST	NET	TD	LONG	AVG
Anderson	10	84	1	83	1	22	8.3
McCrae	10	38	2	36	2	7	3.6
Jones	3	30	0	30	0	18	10.0
Thompson	8	15	4	11	0	8	1.4
Harvey	2	3	0	3	0	2	1.5
Good	2	3	0	3	0	2	1.5
Gabriel	3	4	14	-10	0	4	-3.3

PASSING	COMP-ATT-INT	YDS	TD	LONG	Sack
Gabriel	12-22-0	268	2	70	2
Jones	1-2-0	4	0	4	0

RECEIVING	NO	YDS	TD	LONG
Robinson	4	113	0	70
Williams	4	102	2	50
Harris	3	47	0	30
O'Keefe	1	6	0	6
McCrae	1	4	0	4

PUNTING	NO	YDS	AVG	LONG	I20	50+
Osteen	5	231	46.2	57	1	0

FIELD GOALS	MADE	ATT	LONG
Obarski	1	2	25

Kicks: Missed 45, Made 25

DEFENSE	SOLO	AST	TOT	TFL	FF	FR	INT	BRK	BLK	SCK	QBH
Gillyard	7	5	12	3.0	1	1	.	.	.	1.0	.
Jean-Baptiste	7	.	7
Morris-Brash	6	.	6	2.0
Gainous	4	2	6
Grant	4	2	6	1

TEMPLE

RUSHING	ATT	GAIN	LOST	NET	TD	LONG	AVG
Ruley	23	97	7	90	0	18	3.9
Dobbins	4	34	0	34	0	16	8.5
Saydee	6	35	4	31	0	14	5.2
Neely	3	12	0	12	1	5	4.0
Mitchell	10	23	12	11	0	7	1.1
Duncan	4	10	5	5	0	8	1.2

PASSING	COMP-ATT-INT	YDS	TD	LONG	Sack
Mitchell	10-23-2	107	0	26	2
Duncan	0-2-0	0	0	0	2

RECEIVING	NO	YDS	TD	LONG
Blue	5	71	0	26
Martin-Robinson	2	9	0	7
Mack	1	13	0	13
Barbon	1	10	0	10
Ruley	1	4	0	4

PUNTING	NO	YDS	AVG	LONG	I20	50+
Barry	7	316	45.1	53	4	1

FIELD GOALS	MADE	ATT	LONG
Bell	2	2	30

Kicks: Made 30, Made 24

DEFENSE	SOLO	AST	TOT	TFL	FF	FR	INT	BRK	BLK	SCK	QBH
Ebiketie	8	1	9	1.0	1	1.0	.
Tyler	5	1	6	0.5	.	1	.	1	.	.	.
Kwenkeu	3	1	4
Archibong	1	3	4	1.5
Walker	1	3	4	1.5

**SCORING SUMMARY**

		1st	2nd	3rd	4th	-	Final
Temple		0	3	0	10		13
UCF		21	0	17	0		38
1st	13:00	UCF	McCrae 7 yd run (Obarski kick)				
			4 plays, 22 yards, TOP 1:05				
							0 - 7
	10:19	UCF	Anderson 14 yd run (Obarski kick)				
			3 plays, 27 yards, TOP 0:35				
							0 - 14
	06:51	UCF	McCrae 1 yd run (Obarski kick)				
			7 plays, 65 yards, TOP 1:48				
							0 - 21
2nd	14:20	TEMPLE	Bell 30 yd field goal				
			9 plays, 46 yards, TOP 4:00				
							3 - 21
3rd	13:12	UCF	Williams 23 yd pass from Gabriel (Obarski kick)				
			5 plays, 45 yards, TOP 1:39				
							3 - 28
	07:21	UCF	Obarski 25 yd field goal				
			9 plays, 72 yards, TOP 2:33				
							3 - 31
	03:59	UCF	Williams 21 yd pass from Gabriel (Obarski kick)				
			2 plays, 91 yards, TOP 0:27				
							3 - 38
4th	14:24	TEMPLE	Neely 5 yd run (Bell kick)				
			3 plays, 12 yards, TOP 1:15				
							10 - 38
	07:59	TEMPLE	Bell 24 yd field goal				
			10 plays, 59 yards, TOP 4:45				
							13 - 38

TEAM STATS

	TEMPLE	UCF
FIRST DOWNS	19	19
RUSHES-YARDS (NET)	50-183	39-147
PASSING YDS (NET)	107	272
Passes Comp-Att-Int	10-25-2	13-24-0
TOTAL OFFENSE PLAYS-YARDS	75-290	63-419
Fumble Returns-Yards-TDs	0-0-0	1-6-0
Punt Returns-Yards-TDs	2-8-0	1-9-0
Kickoff Returns-Yards-TDs	1-22-0	3-74-0
Interception Returns-Yards-TDs	0-0-0	2-6-0
Punts (Number-Avg)	7-45.1	5-46.2
Fumbles-Lost	2-1	3-1
Penalties-Yards	4-35	6-49
Possession Time	37:04	22:47
Third-Down Conversions	6 of 17	4 of 12
Fourth-Down Conversions	1 of 2	1 of 1
Red-Zone Scores-Chances	3-3	4-4
Sacks By: Number-Yards	2-14	4-13

**GAME EIGHT UCF VS. CINCINNATI****CINCINNATI (8-0, 6-0) 36**
UCF (5-3, 4-3) 33November 21, 2020 | Orlando, Fla. | Bounce House
Time: 3:30 p.m. | Attendance: 10,668**UCF**

<i>RUSHING</i>	<i>ATT</i>	<i>GAIN</i>	<i>LOST</i>	<i>NET</i>	<i>TD</i>	<i>LONG</i>	<i>AVG</i>
Anderson	12	54	3	51	0	22	4.2
Gabriel	11	49	19	30	0	10	2.7
McCrae	7	19	0	19	1	6	2.7
Thompson	5	17	1	16	0	6	3.2

<i>PASSING</i>	<i>COMP-ATT-INT</i>	<i>YDS</i>	<i>TD</i>	<i>LONG</i>	<i>Sack</i>
Gabriel	26-49-1	243	3	41	3

<i>RECEIVING</i>	<i>NO</i>	<i>YDS</i>	<i>TD</i>	<i>LONG</i>
Williams	8	97	2	19
Robinson	5	32	1	11
Nixon	5	24	0	8
O'Keefe	3	9	0	8
Harris	2	66	0	41
Anderson	2	12	0	6
McCrae	1	3	0	3

<i>PUNTING</i>	<i>NO</i>	<i>YDS</i>	<i>AVG</i>	<i>LONG</i>	<i>I20</i>	<i>50+</i>
Osteen	6	260	43.3	50	0	0

<i>FIELD GOALS</i>	<i>MADE</i>	<i>ATT</i>	<i>LONG</i>
Obarski	1	1	36

Kicks: Made 36

<i>DEFENSE</i>	<i>SOLO</i>	<i>AST</i>	<i>TOT</i>	<i>TFL</i>	<i>FF</i>	<i>FR</i>	<i>INT</i>	<i>BRK</i>	<i>BLK</i>	<i>SCK</i>	<i>QBH</i>
Grant	10	6	16	1.5	.	.	.	2	.	.	.
Bethune	6	4	10	2.5	1.0	1
Gainous	5	3	8
Gilyard	4	2	6
Morris-Brash	3	3	6	1.5	1.0	.

CINCINNATI

<i>RUSHING</i>	<i>ATT</i>	<i>GAIN</i>	<i>LOST</i>	<i>NET</i>	<i>TD</i>	<i>LONG</i>	<i>AVG</i>
Doaks	28	100	3	97	0	15	3.5
Ridder	14	73	16	57	2	20	4.1
Ford	3	6	1	5	0	4	1.7
Young	1	0	6	-6	0	0	-6.0

<i>PASSING</i>	<i>COMP-ATT-INT</i>	<i>YDS</i>	<i>TD</i>	<i>LONG</i>	<i>Sack</i>
Ridder	21-32-0	338	2	35	2

<i>RECEIVING</i>	<i>NO</i>	<i>YDS</i>	<i>TD</i>	<i>LONG</i>
Taylor	6	76	1	20
Whyte	5	81	1	29
Doaks	3	36	0	13
Pierce	2	49	0	35
Jackson	2	31	0	17
Jones	1	34	0	34
Tucker	1	22	0	22
Young	1	9	0	9

<i>PUNTING</i>	<i>NO</i>	<i>YDS</i>	<i>AVG</i>	<i>LONG</i>	<i>I20</i>	<i>50+</i>
Smith	4	164	41.0	56	2	0

<i>FIELD GOALS</i>	<i>MADE</i>	<i>ATT</i>	<i>LONG</i>
Smith	3	3	47

Kicks: Made 47, Made 26, Made 22

<i>DEFENSE</i>	<i>SOLO</i>	<i>AST</i>	<i>TOT</i>	<i>TFL</i>	<i>FF</i>	<i>FR</i>	<i>INT</i>	<i>BRK</i>	<i>BLK</i>	<i>SCK</i>	<i>QBH</i>
Beavers	8	4	12	4.0	1.5	.
Dublanko	7	7
Wiggins	5	5	1	.	.	.
Brooks	4	1	5	1.5	1.5	.
Forrest	4	.	4	.	.	.	1

**SCORING SUMMARY**

	1st	2nd	3rd	4th	-	Final
Cincinnati	3	16	3	14		36
UCF	14	3	8	8		33
1st 12:44 UCF	McCrae 3 yd run (Obarski kick)					
	9 plays, 75 yards, TOP 2:16					0 - 7
10:10 CIN	Smith 47 yd field goal					
	6 plays, 35 yards, TOP 2:34					3 - 7
07:39 UCF	Williams 6 yd pass from Gabriel (Obarski kick)					
	6 plays, 22 yards, TOP 1:33					3 - 14
2nd 11:37 CIN	Whyte 29 yd pass from Ridder (Smith kick)					
	5 plays, 73 yards, TOP 1:22					10 - 14
03:14 CIN	Smith 26 yd field goal					
	10 plays, 68 yards, TOP 5:31					13 - 14
01:23 CIN	Ridder 3 yd run (Ridder pass failed)					
	5 plays, 70 yards, TOP 0:43					19 - 14
00:01 UCF	Obarski 36 yd field goal					
	11 plays, 56 yards, TOP 1:22					19 - 17
3rd 06:29 CIN	Smith 22 yd field goal					
	16 plays, 87 yards, TOP 8:31					22 - 17
03:59 UCF	Williams 19 yd pass from Gabriel (Williams pass from Gabriel)					
	10 plays, 75 yards, TOP 2:30					22 - 25
4th 13:07 CIN	Ridder 1 yd run (Smith kick)					
	4 plays, 16 yards, TOP 1:01					29 - 25
07:15 CIN	Taylor 7 yd pass from Ridder (Smith kick)					
	10 plays, 71 yards, TOP 5:14					36 - 25
04:27 UCF	Robinson 10 yd pass from Gabriel (Harris pass from Gabriel)					
	12 plays, 75 yards, TOP 2:48					36 - 33

TEAM STATS

	CIN	UCF
FIRST DOWNS	28	23
RUSHES-YARDS (NET)	48-144	35-116
PASSING YDS (NET)	338	243
Passes Comp-Att-Int	21-32-0	26-49-1
TOTAL OFFENSE PLAYS-YARDS	80-482	84-359
Fumble Returns-Yards-TDs	0-0-0	0-0-0
Punt Returns-Yards-TDs	3-11-0	1-0-0
Kickoff Returns-Yards-TDs	1-16-0	0-0-0
Interception Returns-Yards-TDs	1-20-0	0-0-0
Punts (Number-Avg)	4-41.0	6-43.3
Fumbles-Lost	3-1	0-0
Penalties-Yards	11-86	5-65
Possession Time	37:08	22:51
Third-Down Conversions	5 of 14	11 of 19
Fourth-Down Conversions	1 of 2	0 of 1
Red-Zone Scores-Chances	5-6	5-5
Sacks By: Number-Yards	3-18	2-12

**GAME NINE UCF AT SOUTH FLORIDA**

UCF (6-3, 5-3) 58
SOUTH FLORIDA (1-8, 0-7) 46

November 27, 2020 | Tampa, Fla. | Raymond James Stadium
 Time: 3:30 p.m. | Attendance: 8,801

UCF

<i>RUSHING</i>	<i>ATT</i>	<i>GAIN</i>	<i>LOST</i>	<i>NET</i>	<i>TD</i>	<i>LONG</i>	<i>AVG</i>
McCrae	25	137	7	130	1	22	5.2
Thompson	16	110	0	110	2	27	6.9
Gabriel	3	12	10	2	1	12	0.7

<i>PASSING</i>	<i>COMP-ATT-INT</i>	<i>YDS</i>	<i>TD</i>	<i>LONG</i>	<i>Sack</i>
Gabriel	22-36-1	336	4	51	2

<i>RECEIVING</i>	<i>NO</i>	<i>YDS</i>	<i>TD</i>	<i>LONG</i>
Harris	5	110	3	47
Nixon	5	94	0	51
Robinson	5	81	0	42
McCrae	4	32	0	12
O'Keefe	1	12	0	12
Thompson	1	6	0	6
Hescock	1	1	1	1

<i>PUNTING</i>	<i>NO</i>	<i>YDS</i>	<i>AVG</i>	<i>LONG</i>	<i>I20</i>	<i>50+</i>
Osteen	5	209	41.8	49	1	2

<i>FIELD GOALS</i>	<i>MADE</i>	<i>ATT</i>	<i>LONG</i>
Obarski	1	1	23

Kicks: Made 23

<i>DEFENSE</i>	<i>SOLO</i>	<i>AST</i>	<i>TOT</i>	<i>TFL</i>	<i>FF</i>	<i>FR</i>	<i>INT</i>	<i>BRK</i>	<i>BLK</i>	<i>SCK</i>	<i>QBH</i>
Bethune	4	5	9
Jean-Baptiste	8	.	8
Gainous	6	2	8	1	.	.	.
Thornton	6	1	7
Grant	6	1	7	2	.	.	.

SOUTH FLORIDA

<i>RUSHING</i>	<i>ATT</i>	<i>GAIN</i>	<i>LOST</i>	<i>NET</i>	<i>TD</i>	<i>LONG</i>	<i>AVG</i>
Joiner	14	116	0	116	0	23	8.3
Battie	15	105	3	102	1	30	6.8
Felix	4	22	5	17	0	10	4.2
McCloud	13	43	36	7	1	12	0.5

<i>PASSING</i>	<i>COMP-ATT-INT</i>	<i>YDS</i>	<i>TD</i>	<i>LONG</i>	<i>Sack</i>
McCloud	32-46-0	404	4	30	5
Scribner	0-1-0	0	0	0	0

<i>RECEIVING</i>	<i>NO</i>	<i>YDS</i>	<i>TD</i>	<i>LONG</i>
Miller	11	121	2	22
Dukes	5	66	2	23
Weaver	4	65	0	19
St. Felix	3	65	0	30
Williams	3	45	0	25
Felix	3	14	0	19
Dollison	2	23	0	16
Battie	1	5	0	5

<i>PUNTING</i>	<i>NO</i>	<i>YDS</i>	<i>AVG</i>	<i>LONG</i>	<i>I20</i>	<i>50+</i>
Schneider	3	138	46.0	53	0	0

<i>FIELD GOALS</i>	<i>MADE</i>	<i>ATT</i>	<i>LONG</i>
Shrader	0	1	--

Kicks: Missed 46

Sackett 1 1 30

Kicks: Made 30

<i>DEFENSE</i>	<i>SOLO</i>	<i>AST</i>	<i>TOT</i>	<i>TFL</i>	<i>FF</i>	<i>FR</i>	<i>INT</i>	<i>BRK</i>	<i>BLK</i>	<i>SCK</i>	<i>QBH</i>
Boyles	7	6	13	2.0	.	.	1	1	.	.	1
Mims	7	4	11	2.0	1.0	.
Grier	6	3	9	1.5
Townsel	2	4	6	0.5
Mangum	2	4	6

**SCORING SUMMARY**

			1st	2nd	3rd	4th	-	Final	
UCF			14	17	14	13		58	
South Florida			7	7	14	18		46	
1st	07:37	USF	Dukes 23 yd pass from McCloud (Shrader kick) 8 plays, 80 yards, TOP 1:54						0 - 7
	05:07	UCF	Thompson 27 yd run (Obarski kick) 8 plays, 75 yards, TOP 2:30						7 - 7
	00:25	UCF	Hescock 1 yd pass from Gabriel (Obarski kick) 11 plays, 78 yards, TOP 3:31						14 - 7
2nd	13:09	UCF	Harris 20 yd pass from Gabriel (Obarski kick) 2 plays, 71 yards, TOP 0:23						21 - 7
	06:14	UCF	Harris 25 yd pass from Gabriel (Obarski kick) 7 plays, 49 yards, TOP 1:34						28 - 7
	02:29	USF	Miller 5 yd pass from McCloud (Shrader kick) 11 plays, 75 yards, TOP 3:45						28 - 14
	00:09	UCF	Obarski 23 yd field goal 10 plays, 69 yards, TOP 2:20						31 - 14
3rd	07:57	USF	McCloud 3 yd run (Shrader kick) 9 plays, 90 yards, TOP 3:15						31 - 21
	06:32	UCF	Harris 47 yd pass from Gabriel (Obarski kick) 4 plays, 69 yards, TOP 1:25						38 - 21
	02:19	USF	Dukes 14 yd pass from McCloud (Shrader kick) 11 plays, 86 yards, TOP 4:13						38 - 28
	01:13	UCF	Gabriel 12 yd run (Obarski kick) 4 plays, 45 yards, TOP 1:06						45 - 28
4th	12:21	USF	Sackett 30 yd field goal 10 plays, 62 yards, TOP 3:52						45 - 31
	10:10	USF	Battie 1 yd run (Shrader kick) 3 plays, 48 yards, TOP 0:57						45 - 38
	06:34	UCF	McCrae 20 yd run (Obarski kick) 5 plays, 40 yards, TOP 2:27						52 - 38
	01:40	UCF	Thompson 2 yd run (Obarski kick failed) 6 plays, 34 yards, TOP 3:51						58 - 38
	00:14	USF	Miller 19 yd pass from McCloud (McCloud rush) 4 plays, 60 yards, TOP 1:19						58 - 46

TEAM STATS

	UCF	S. FLA
FIRST DOWNS	28	38
RUSHES-YARDS (NET)	45-241	46-242
PASSING YDS (NET)	336	404
Passes Comp-Att-Int	22-36-1	32-47-0
TOTAL OFFENSE PLAYS-YARDS	81-577	93-646
Fumble Returns-Yards-TDs	2-0-0	0-0-0
Punt Returns-Yards-TDs	2-24-0	0-0-0
Kickoff Returns-Yards-TDs	1-28-0	2-53-0
Interception Returns-Yards-TDs	0-0-0	1-0-0
Punts (Number-Avg)	5-41.8	3-46.0
Fumbles-Lost	0-0	2-2
Penalties-Yards	7-80	8-60
Possession Time	26:41	33:19
Third-Down Conversions	6 of 16	8 of 15
Fourth-Down Conversions	2 of 2	0 of 2
Red-Zone Scores-Chances	6-6	7-7
Sacks By: Number-Yards	5-36	2-10

**GAME TEN UCF VS. BYU**

UCF (6-4)..... 23
BYU (11-1)..... 49

December 22, 2020 | Boca Raton, Fla. | FAU Stadium
 Time: 7 p.m. | Attendance: 6,000

UCF

<i>RUSHING</i>	<i>ATT</i>	<i>GAIN</i>	<i>LOST</i>	<i>NET</i>	<i>TD</i>	<i>LONG</i>	<i>AVG</i>
McCrae	18	81	4	77	1	16	4.3
Anderson	16	74	1	73	0	18	4.6
Gabriel	6	31	0	31	0	11	5.2
Thompson	3	13	0	13	0	5	4.3

<i>PASSING</i>	<i>COMP-ATT-INT</i>	<i>YDS</i>	<i>TD</i>	<i>LONG</i>	<i>Sack</i>
Gabriel	21-45-0	217	2	22	0

<i>RECEIVING</i>	<i>NO</i>	<i>YDS</i>	<i>TD</i>	<i>LONG</i>
Nixon	5	48	0	12
Harris	4	67	1	22
Robinson	4	44	1	14
Credle	2	22	0	15
McCrae	2	13	0	11
Anderson	2	11	0	10
O'Keefe	1	8	0	8
Hescock	1	4	0	4

<i>PUNTING</i>	<i>NO</i>	<i>YDS</i>	<i>AVG</i>	<i>LONG</i>	<i>I20</i>	<i>50+</i>
Osteen	5	204	40.8	48	2	0

<i>FIELD GOALS</i>	<i>MADE</i>	<i>ATT</i>	<i>LONG</i>
Obarski	1	1	35

Kicks: Made 35

<i>DEFENSE</i>	<i>SOLO</i>	<i>AST</i>	<i>TOT</i>	<i>TFL</i>	<i>FF</i>	<i>FR</i>	<i>INT</i>	<i>BRK</i>	<i>BLK</i>	<i>SCK</i>	<i>QBH</i>
McMillian	7	4	11	1	.	.	.
Thornton	5	4	9
Brown	6	.	6
Lester	2	3	5
Bethune	2	3	5	1.0	1.0	.

BYU

<i>RUSHING</i>	<i>ATT</i>	<i>GAIN</i>	<i>LOST</i>	<i>NET</i>	<i>TD</i>	<i>LONG</i>	<i>AVG</i>
Allgeier	19	177	4	173	1	39	9.1
Katoa	7	24	3	21	0	11	3.0
Wilson	5	26	14	12	2	15	2.4
Milne	1	7	0	7	0	7	7.0
Romney	2	6	0	6	1	6	3.0

<i>PASSING</i>	<i>COMP-ATT-INT</i>	<i>YDS</i>	<i>TD</i>	<i>LONG</i>	<i>Sack</i>
Wilson	26-34-0	425	3	43	1
Pau'u	1-1-0	16	0	16	0

<i>RECEIVING</i>	<i>NO</i>	<i>YDS</i>	<i>TD</i>	<i>LONG</i>
Milne	7	70	0	16
Rex	5	96	2	36
Pau'u	5	86	1	35
Katoa	4	90	0	34
Allgeier	3	60	0	43
Wilson	1	16	0	16
Romney	1	12	0	12
Jackson	1	11	0	11

<i>PUNTING</i>	<i>NO</i>	<i>YDS</i>	<i>AVG</i>	<i>LONG</i>	<i>I20</i>	<i>50+</i>
Rehkwow	1	47	47.0	47	1	0

<i>FIELD GOALS</i>	<i>MADE</i>	<i>ATT</i>	<i>LONG</i>
--------------------	-------------	------------	-------------

<i>DEFENSE</i>	<i>SOLO</i>	<i>AST</i>	<i>TOT</i>	<i>TFL</i>	<i>FF</i>	<i>FR</i>	<i>INT</i>	<i>BRK</i>	<i>BLK</i>	<i>SCK</i>	<i>QBH</i>
Pili	2	7	9
Kaufusi	4	4	8
Wilgar	3	4	7
Tooley	5	1	6	0.5	2
Tuioiti-Mariner	2	3	5

**SCORING SUMMARY**

	1st	2nd	3rd	4th	-	Final
UCF	14	17	14	13		58
South Florida	7	7	14	18		46
1st 13:11	BYU Wilson 15 yd run (Oldroyd kick) 5 plays, 87 yards, TOP 1:49 0 - 7					
11:10	BYU Rex 36 yd pass from Wilson (Oldroyd kick) 4 plays, 72 yards, TOP 1:13 0 - 14					
00:25	BYU Wilson 4 yd run (Oldroyd kick) 4 plays, 76 yards, TOP 1:42 0 - 21					
2nd 10:11	UCF McCrae 5 yd run (Obarski kick) 15 plays, 80 yards, TOP 5:14 7 - 21					
07:11	BYU Rex 27 yd pass from Wilson (Oldroyd kick) 7 plays, 68 yards, TOP 3:00 7 - 28					
03:31	BYU Pau'u 35 yd pass from Wilson (Oldroyd kick) 6 plays, 87 yards, TOP 2:54 7 - 35					
00:19	UCF Obarski 35 yd field goal 12 plays, 57 yards, TOP 3:12 10 - 35					
3rd 13:11	BYU Allgeier 39 yd run (Oldroyd kick) 2 plays, 50 yards, TOP 0:45 10 - 42					
09:31	BYU Romney 6 yd run (Oldroyd kick) 8 plays, 67 yards, TOP 3:11 10 - 49					
00:05	UCF Harris 21 yd pass from Gabriel (Obarski kick) 8 plays, 68 yards, TOP 2:58 17 - 49					
4th 07:53	UCF Robinson 9 yd pass from Gabriel (Gabriel pass failed) 14 plays, 82 yards, TOP 5:09 23 - 49					

TEAM STATS

	UCF	BYU
FIRST DOWNS	28	34
RUSHES-YARDS (NET)	43-194	38-214
PASSING YDS (NET)	217	441
Passes Comp-Att-Int	21-45-0	27-35-0
TOTAL OFFENSE PLAYS-YARDS	88-411	73-655
Fumble Returns-Yards-TDs	0-0-0	0-0-0
Punt Returns-Yards-TDs	1-0-0	1-10-0
Kickoff Returns-Yards-TDs	3-54-0	3-68-0
Interception Returns-Yards-TDs	0-0-0	0-0-0
Punts (Number-Avg)	5-40.8	1-47.0
Fumbles-Lost	0-0	0-0
Penalties-Yards	7-54	5-55
Possession Time	26:38	33:22
Third-Down Conversions	9 of 18	7 of 11
Fourth-Down Conversions	1 of 3	0 of 2
Red-Zone Scores-Chances	4-4	3-4
Sacks By: Number-Yards	1-14	0-0



School	AMERICAN						OVERALL					
	W-L	PCT	PF	PA	W-L	PCT	PF	PA	H	A	N	Streak
Cincinnati	6-0	1.000	248	90	9-1	.900	375	168	7-0	2-0	0-1	Lost 1
Tulsa	6-0	1.000	187	123	6-3	.667	244	194	3-0	3-2	0-1	Lost 2
Memphis	5-3	.625	223	259	8-3	.727	341	307	6-0	1-3	1-0	Won 2
UCF	5-3	.625	350	262	6-4	.600	422	332	2-2	4-1	0-1	Lost 1
SMU	4-3	.571	240	243	7-3	.700	386	309	3-1	4-2	0-0	Lost 2
Houston	3-3	.500	200	185	3-5	.375	240	256	2-2	1-2	0-1	Lost 2
Navy	3-4	.429	156	193	3-7	.300	166	303	1-4	2-3	0-0	Lost 5
Tulane	3-5	.375	258	239	6-6	.500	416	337	3-2	3-3	0-1	Lost 1
East Carolina	3-5	.375	243	270	3-6	.333	272	319	1-3	2-3	0-0	Won 2
Temple	1-6	.143	139	260	1-6	.143	139	260	1-2	0-4	0-0	Lost 5
South Florida	0-7	.000	181	301	1-8	.111	208	359	1-3	0-5	0-0	Lost 8

OFFENSIVE PLAYER OF THE YEAR

Desmond Ridder • Jr. • QB • Cincinnati

DEFENSIVE PLAYER OF THE YEAR

Zaven Collins • Jr. • LB • Tulsa

SPECIAL TEAMS PLAYER OF THE YEAR

Chris Naggar • Sr. • K • SMU

ROOKIE OF THE YEAR

Rahjai Harris • Fr. • RB • East Carolina

Ulysses Bentley IV • r-Fr. • RB • SMU

COACH OF THE YEAR

Luke Fickell • Head Coach • Cincinnati

ALL-CONFERENCE SECOND TEAM

WR Michael Young Jr. • Jr. • Cincinnati

WR Tyler Snead • So. • East Carolina

WR Keylon Stokes • Sr. • Tulsa

OT Jaylon Thomas • Jr. • SMU

OT Chris Paul • Jr. • Tulsa

OG Hayden Howerton • Sr. • SMU

OG Corey Dublin • Sr. • Tulane
C Sincere Haynesworth • So. • Tulane

TE Josh Whyte • So. • Cincinnati

QB Dillon Gabriel • So. • UCF

RB Otis Anderson • Sr. • UCF

RB Stephon Huderson • Sr. • Tulane

DL Marcus Brown • Sr. • Cincinnati

DL Elijah Ponder • Sr. • Cincinnati

DL Payton Turner • Sr. • Houston

DL Arnold Ebiketie • Jr. • Temple

LB Darrian Beavers • Sr. • Cincinnati

LB Diego Fagot • Jr. • Navy

LB Antonio Grier • Jr. • South Florida

LB Dorian Williams • So. • Tulane

LB Justin Wright • So. • Tulsa

CB Aaron Robinson • Sr. • UCF

CB Ja'Quan McMillian • So. • East Carolina

S Quindell Johnson • So. • Memphis

S Christian Williams • Sr. • Tulsa

K Zack Long • Sr. • Tulsa

P James Smith • Sr. • Cincinnati

RS Tre Tucker • So. • Cincinnati

RS Tyler Snead • So. • East Carolina

ALL-CONFERENCE HONORABLE MENTION

OG Lokahi Paoule • So. • UCF

S Darrick Forrest • Sr. • Cincinnati

OT Darius Harper • Sr. • Cincinnati

LB Xavier Smith • Jr. • East Carolina

OG Braylon Jones • Sr. • Houston

CB Damarion Williams • Sr. • Houston

TE Sean Dykes • Sr. • Memphis

DL Morris Joseph • Jr. • Memphis

LB Richard McBryde • Sr. • SMU

WR Jadan Blue • Jr. • Temple

OT Joey Claybrook • Jr. • Tulane

OG Dante Bivens • Jr. • Tulsa

OG Dylan Couch • Sr. • Tulsa

CB Allie Green IV • Sr. • Tulsa

S Kendarin Ray • So. • Tulsa

C Gerard Wheeler • Jr. • Tulsa



STATISTICAL LEADERS

Rushing	Ulysses Bentley IV, SMU	91.3
Passing	Dillon Gabriel, UCF	357.0
Efficiency	Dillon Gabriel, UCF	156.3
Receptions	Marlon Williams, UCF	8.9
Receiving	Marlon Williams, UCF	129.9
Offense	Dillon Gabriel, UCF	373.9
Scoring	Chris Naggar, SMU	9.4
Punt Ret	Marcus Jones, Houston	19.8
Kick Ret	Tre Tucker, Cincinnati	29.9
All-Purpose	Marlon Williams, UCF	130.6
Punting	R. Wright, Tulane	45.2
Field Goals	Chris Naggar, SMU	1.70
FG Perc	Chris Naggar, SMU	81.0
PAT Perc	Da Witherspoon, Houston	100.0
Tackles	Grant Stuard, Houston	8.7
Sacks	Pa Johnson, Tulane	0.91
TFLs	Do Williams, Tulane	1.29
PD	Brandon Stephens, SMU	1.10
	Coby Bryant, Cincinnati	1.10
INTs	Zaven Collins, Tulsa	0.50
FF	Arnold Ebiketie, Temple	0.50
	Tama Tuitele, Navy	0.50
FR	Amir Tyler, Temple	0.33
	Elijah Morris, East Carolina	0.33



RECORD:	OVERALL	HOME	AWAY	NEUT.
ALL GAMES	(6-4)	(2-2)	(4-1)	(0-1)
CONFERENCE	(5-3)	(2-2)	(3-1)	(0-0)
NON-CON	(1-1)	(0-0)	(1-0)	(0-1)

DATE	OPPONENT	W/L	SCORE	ATTEN
Sep 19	at Ga. Tech	W	49-21	11000
*Sep 26	at ECU	W	51-28	350
*Oct 3	Tulsa	L	26-34	8874
*Oct 17	at Memphis	L	49-50	10554
*Oct 24	Tulane	W	51-34	9148
*Oct 31	at Houston	W	44-21	8630
*Nov 14	Temple	W	38-13	8768
*Nov 21	#7 Cincinnati	L	33-36	10668
*Nov 27	at S. Florida	W	58-46	8801
Dec 22	vs #13 BYU	L	23-49	6000

TEAM STATISTICS	UCF	OPP
SCORING	422	332
Points Per Game	42.2	33.2
Points Off Turnovers	90	45
FIRST DOWNS	283	276
Rushing	123	112
Passing	144	144
Penalty	16	20
RUSHING YARDAGE	2107	1926
Yards gained rushing	2320	2245
Yards lost rushing	213	319
Rushing Attempts	444	444
Average Per Rush	4.7	4.3
Average Per Game	210.7	192.6
TDs Rushing	23	17
PASSING YARDAGE	3574	2992
Comp-Att-Int	249-415-4	209-350-9
Average Per Pass	8.6	8.5
Average Per Catch	14.4	14.3
Average Per Game	357.4	299.2
TDs Passing	32	26
TOTAL OFFENSE	5681	4918
Total Plays	859	794
Average Per Play	6.6	6.2
Average Per Game	568.1	491.8
KICK RETURNS: # Yds	15-317	25-571
PUNT RETURNS: # Yds	9-53	11-120
INT RETURNS: # Yds	9-56	4-36
KICK RETURN AVG	21.1	22.8
PUNT RETURN AVG	5.9	10.9
INT RETURN AVG	6.2	9.0
FUMBLES-LOST	12-6	21-13
PENALTIES-Yards	92-748	70-599
Average Per Game	74.8	59.9
PUNTS-Yards	40-1756	46-2092
Average Per Punt	43.9	45.5
Net punt average	39.4	42.6
KICKOFFS-Yards	78-4989	59-3244
Average Per Kick	64.0	55.0
Net kick average	40.6	37.7
TIME OF POSSESSION	27:30	32:29
3RD-DOWN Conv.	78/160	63/146
3rd-Down Pct	49%	43%
4TH-DOWN Conv.	12/22	11/20
4th-Down Pct	55%	55%
SACKS BY-Yards	26-169	22-139
MISC YARDS	0	0
TOUCHDOWNS	55	44
FIELD GOALS-ATT	12-17	8-11
ON-SIDE KICKS	0-0	0-4
RED-ZONE SCORES	(49-55) 89%	(39-45) 87%
RED-ZONE TDs	(37-55) 67%	(32-45) 71%
PAT-ATTEMPTS	(46-49) 94%	(34-35) 97%
ATTENDANCE	74916	78670
Games/Avg Per Game	8/9364	10/7867
Neutral Site Games		2/6000

SCORE BY QTRS	1st	2nd	3rd	4th	OT	Total
UCF	109	135	85	93		422
Opponents	75	64	86	107		332

RUSHING	GP	Att	Gain	Loss	Net	Avg	TD	Long	Avg/G
MCCRAE, Greg	10-5	149	774	16	758	5.1	10	54	75.8
ANDERSON, O.	9-5	125	709	22	687	5.5	4	49	76.3
THOMPSON, Ben.	9-0	73	398	16	382	5.2	5	32	42.4
GABRIEL, Dillon	10-10	72	310	141	169	2.3	2	28	16.9
RICHARDSON, J.	7-0	11	71	6	65	5.9	1	31	9.3
JONES, Quadry	2-0	3	30	0	30	10.0	0	18	15.0
GOOD, Damarius	10-0	4	24	0	24	6.0	0	13	2.4
HARVEY, RJ	5-0	3	3	0	3	1.0	0	2	0.6
SCHNEIDER, Cole	10-9	1	1	0	1	1.0	1	1	0.1
TEAM	3-0	3	0	12	-12	-4.0	0	0	-4.0
Total.....	0	444	2320	213	2107	4.7	23	54	0.0
Opponents.....	0	444	2245	319	1926	4.3	17	39	0.0

PASSING	G	Effic	Comp-Att-Int	Pct	Yds	TD	Lng	Avg/G
GABRIEL, Dillon	10-10	156.3	248-413-4	60.0	3570	32	93	357.0
JONES, Quadry	2-0	66.8	1-2-0	50.0	4	0	4	2.0
Total.....	0	155.9	249-415-4	60.0	3574	32	93	0.0
Opponents.....	0	150.9	209-350-9	59.7	2992	26	52	0.0

RECEIVING	G	No.	Yds	Avg	TD	Long	Avg/G
WILLIAMS, Mar.	8-8	71	1039	14.6	10	85	129.9
ROBINSON, J.	10-10	55	979	17.8	6	70	97.9
HARRIS, Jacob	10-7	30	539	18.0	8	55	53.9
O'KEEFE, Ryan	10-6	20	391	19.5	3	93	39.1
NIXON, Tre	4-4	19	260	13.7	2	51	65.0
MCCRAE, Greg	10-5	14	98	7.0	0	15	9.8
ANDERSON, O.	9-5	14	79	5.6	0	12	8.8
HESCOCK, Jake	10-4	10	53	5.3	3	11	5.3
CREDLE, J.	10-1	8	76	9.5	0	19	7.6
JOHNSON, Amari	9-0	3	26	8.7	0	13	2.9
THOMPSON, Ben.	9-0	3	12	4.0	0	7	1.3
GOOD, Damarius	10-0	2	22	11.0	0	13	2.2
Total.....	0	249	3574	14.4	32	93	0.0
Opponents.....	0	209	2992	14.3	26	52	0.0

PUNT RETURNS	No.	Yds	Avg	TD	Long
ANDERSON, O.	3	23	7.7	0	11
WILLIAMS, Mar.	3	6	2.0	0	5
JOHNSON, Amari	3	24	8.0	0	19
Total.....	9	53	5.9	0	19
Opponents.....	11	120	10.9	0	54

INTERCEPTIONS	No.	Yds	Avg	TD	Long
GRANT, Richie	3	25	8.3	0	25
ZAYAS, Stephon	1	0	0.0	0	0
CELISCAR, Josh	1	9	9.0	0	9
BETHUNE, Tatum	1	6	6.0	0	6
THORNTON, Corey	1	0	0.0	0	0
GILYARD, Eriq	1	16	16.0	0	16
GAINOUS, Derek	1	0	0.0	0	0

KICK RETURNS	No.	Yds	Avg	TD	Long
O'KEEFE, Ryan	11	240	21.8	0	52
RICHARDSON, J.	4	77	19.2	0	26
Total.....	15	317	21.1	0	52
Opponents.....	25	571	22.8	0	75

FUMBLE RETURNS	No.	Yds	Avg	TD	Long
ROBINSON, A.	1	0	0.0	0	0
HESTER, Keenan	1	0	0.0	0	0
GILYARD, Eriq	1	6	6.0	0	6
Total.....	3	6	2.0	0	6
Opponents.....	2	38	19.0	1	34



SCORING	TD	FGs	Kick	----- PATS -----		Pass	DXP	Saf	Points
				Rush	Rcv				
OBARSKI, Daniel	0	12-17	46-49	0-0	0	0-0	0	0	82
WILLIAMS, Mar.	10	0-0	0-0	0-0	3	0-0	0	0	66
MCCRAE, Greg	10	0-0	0-0	0-0	0	0-0	0	0	60
HARRIS, Jacob	8	0-0	0-0	0-0	1	0-0	0	0	50
ROBINSON, J.	6	0-0	0-0	0-0	0	0-0	0	0	36
THOMPSON, Ben.	5	0-0	0-0	0-0	0	0-0	0	0	30
ANDERSON, O.	4	0-0	0-0	0-0	0	0-0	0	0	24
O'KEEFE, Ryan	3	0-0	0-0	0-0	0	0-0	0	0	18
HESCOCK, Jake	3	0-0	0-0	0-0	0	0-0	0	0	18
NIXON, Tre	2	0-0	0-0	0-0	0	0-0	0	0	12
GABRIEL, Dillon	2	0-0	0-0	0-0	0	4-6	0	0	12
RICHARDSON, J.	1	0-0	0-0	0-0	0	0-0	0	0	6
SCHNEIDER, Cole	1	0-0	0-0	0-0	0	0-0	0	0	6
GILYARD, Eriq	0	0-0	0-0	0-0	0	0-0	0	1	2
Total.....	55	12-17	46-49	0-0	4	4-6	0	1	422
Opponents.....	44	8-11	34-35	1-3	3	3-6	0	1	332

TOTAL OFFENSE	G	Plays	Rush	Pass	Total	Avg/G
GABRIEL, Dillon	10	485	169	3570	3739	373.9
MCCRAE, Greg	10	149	758	0	758	75.8
ANDERSON, O.	9	125	687	0	687	76.3
THOMPSON, Ben.	9	73	382	0	382	42.4
RICHARDSON, J.	7	11	65	0	65	9.3
JONES, Quadry	2	5	30	4	34	17.0
GOOD, Damarius	10	4	24	0	24	2.4
HARVEY, RJ	5	3	3	0	3	0.6
SCHNEIDER, Cole	10	1	1	0	1	0.1
TEAM	3	3	-12	0	-12	-4.0
Total.....	0	859	2107	3574	5681	0.0
Opponents.....	0	794	1926	2992	4918	0.0

FIELD GOALS	FGM-FGA	Pct	01-19	20-29	30-39	40-49	50-99	Lg	Blk
OBARSKI, Daniel	12-17	70.6	0-0	6-8	6-7	0-2	0-0	38	0

PUNTING	No.	Yds	Avg	Long	TB	FC	I20	50+	Blkd
OSTEEN, Andrew	40	1756	43.9	57	3	16	9	8	0

KICKOFFS	No.	Yards	Avg	TB	OB	Retn	Net	YdLn
OBARSKI, Daniel	78	4989	64.0	50	2			
Total.....	78	4989	64.0	50	2	22.8	40.6	24
Opponents.....	59	3244	55.0	28	2	21.1	37.7	27

ALL PURPOSE	G	Rush	Rec	PR	KOR	IR	Tot	Avg/G
WILLIAMS, Mar.	8	0	1039	6	0	0	1045	130.6
ROBINSON, J.	10	0	979	0	0	0	979	97.9
MCCRAE, Greg	10	758	98	0	0	0	856	85.6
ANDERSON, O.	9	687	79	23	0	0	789	87.7
O'KEEFE, Ryan	10	0	391	0	240	0	631	63.1
HARRIS, Jacob	10	0	539	0	0	0	539	53.9
THOMPSON, Ben.	9	382	12	0	0	0	394	43.8
NIXON, Tre	4	0	260	0	0	0	260	65.0
GABRIEL, Dillon	10	169	0	0	0	0	169	16.9
RICHARDSON, J.	7	65	0	0	77	0	142	20.3
CREDLE, J.	10	0	76	0	0	0	76	7.6
HESCOCK, Jake	10	0	53	0	0	0	53	5.3
JOHNSON, Amari	9	0	26	24	0	0	50	5.6
GOOD, Damarius	10	24	22	0	0	0	46	4.6
JONES, Quadry	2	30	0	0	0	0	30	15.0
GRANT, Richie	9	0	0	0	0	25	25	2.8
GILYARD, Eriq	9	0	0	0	0	16	16	1.8
CELISCAR, Josh	10	0	0	0	0	9	9	0.9
BETHUNE, Tatum	10	0	0	0	0	6	6	0.6
HARVEY, RJ	5	3	0	0	0	0	3	0.6
SCHNEIDER, Cole	10	1	0	0	0	0	1	0.1
TEAM	3	-12	0	0	0	0	-12	-4.0
Total.....	0	2107	3574	53	317	56	6107	0.0
Opponents.....	0	1926	2992	120	571	36	5645	0.0



DEFENSIVE LEADERS	GP	-----Tackles-----				Sacks-	----Pass Def----				Fumbles-		Blkd	
		Solo	Ast	Total	TFL/Yds		Int-Yds	BrUp	PD	QBH	Rcv-Yds	FF	Kick	Saf
27 GRANT, Richie	9-8	49	23	72	3.5- 14	1.0 - 3	3 - 25	6	9	1	2 - 0	2	.	.
10 GILYARD, Eriq	9-9	33	26	59	8.5- 28	1.0 - 7	1 - 16	1	2	1	2 - 6	3	.	1
15 BETHUNE, Tatum	10-5	28	29	57	7.0- 37	2.5 - 20	1 - 6	2	3	1
21 GAINOUS, Derek	9-4	33	13	46	.	.	1 - 0	1	2	.	.	1	.	.
31 ROBINSON, A.	9-9	31	10	41	1.0- 3	.	.	7	7	.	1 - 0	1	.	.
1 MITCHELL, Eric	5-5	18	22	40	2.5- 5	.	.	1	1
11 JEAN-BAPTISTE	10-2	27	10	37	0.5- 0
14 THORNTON, Corey	10-10	23	7	30	.	.	1 - 0	2	3
33 MORRIS-BRASH	10-4	19	7	26	6.0- 28	3.5 - 23	.	.	.	1	1 - 0	.	.	.
26 MCMILLIAN, J.	10-1	13	12	25	.	.	.	1	1
94 MONTALVO, A.	10-10	13	11	24	2.5- 7	1.0 - 1	.	1	1	4	1 - 0	.	.	.
7 BROWN, Davonte	10-5	19	4	23	1.0- 1	.	.	1	1
13 WOODSON, Landon	7-4	14	9	23	5.5- 29	3.0 - 25	.	2	2
3 COLLIER, A.	5-5	18	4	22	1.0- 2	.	.	3	3	.	1 - 0	1	.	.
8 MAXWELL, Zamari	10-2	17	3	20	1.0- 4	.	.	2	2
54 GOODE, Cam	10-2	12	7	19	7.5- 29	3.0 - 16	.	.	.	3
18 LESTER, Dyllon	10-0	12	6	18	1 - 0	1	.	.
5 CHARLTON, Randy	5-4	13	5	18	4.0- 21	2.0 - 17	.	2	2	5
91 HANCOCK, Noah	10-4	5	11	16	1.5- 10	1.0 - 9	.	.	.	2	.	.	1	.
88 CELISCAR, Josh	10-2	8	8	16	4.5- 17	2.0 - 12	1 - 9	1	2	1	1 - 0	1	.	.
0 TURNIER, Kenny	5-4	7	5	12	7.5- 33	4.0 - 27	.	.	.	1	.	1	.	.
37 BULLARD, Q.	10-0	8	4	12
9 WILSON, Divaad	5-1	9	2	11	1.0- 4	.	.	1	1	.	.	1	.	.
4 ZAYAS, Stephon	9-4	4	5	9	1.0- 1	.	1 - 0	1	2
90 DELOACH, Chris	10-2	4	5	9	1.0- 3	1	1 - 0	2	.	.
17 JOHNSON, Amari	9-0	4	2	6	1 - 0	.	.	.
34 POWELL, Jon	8-1	3	3	6
28 MOSIER, Quade	9-0	2	2	4
52 HESTER, Keenan	8-0	3	1	4	1.0- 7	1.0 - 7	1 - 0	.	.	.
40 CHOUTE, Kervins	5-0	3	1	4	1.0- 2	1.0 - 2
12 HODGES, Justin	7-1	3	.	3	1.0- 8	.	.	4	4
22 GOOD, Damarius	10-0	.	3	3
25 RICHARDSON, J.	7-0	2	1	3
87 HARRIS, Jacob	10-7	2	.	2
4R O'KEEFE, Ryan	10-6	2	.	2
1J ROBINSON, J.	10-10	1	.	1
57 BURNS, Derek	8-0	1	.	1
TM TEAM	3-0	1	.	1	1	.	.
9D OBARSKI, Daniel	10-0	.	1	1
3A WARD, Alex	10-0	1	.	1
30 MCCRAE, Greg	10-5	1	.	1
20 ANDERSON, O.	9-5	1	.	1
Total.....	0-0	467	262	729	71 - 293	26 - 169	9 - 56	39	48	21	13 - 6	15	1	1
Opponents.....	0-0	478	286	764	58 - 209	22 - 139	4 - 36	46	50	17	6 - 38	8	1	1



Date	Opponent	----Rushing-----				----Receiving-----				-----Passing-----				----Kick Ret----				---Punt Ret---				tot off
		no.	yds	td	lg	no.	yds	td	lg	c-a-i	yds	td	lg	no.	yds	td	lg	no.	yds	td	lg	
Sep 19, 2020	at Ga. Tech	51	243	3	23	27	417	4	49	27-41-1	417	4	49	0	0	0	0	0	0	0	0	660
Sep 26, 2020	at ECU	40	224	2	31	32	408	4	64	32-47-0	408	4	64	0	0	0	0	2	6	0	5	632
Oct 03, 2020	TULSA	34	125	2	49	28	330	1	53	28-51-1	330	1	53	5	96	0	26	1	14	0	11	455
Oct 17, 2020	at Memphis	47	197	2	28	35	601	5	93	35-49-0	601	5	93	0	0	0	0	0	0	0	0	798
Oct 24, 2020	TULANE	59	267	2	54	26	422	5	55	26-40-0	422	5	55	1	21	0	21	1	0	0	0	689
Oct 31, 2020	at Houston	51	353	3	46	19	328	2	49	19-33-0	328	2	49	2	44	0	22	0	0	0	0	681
Nov 14, 2020	TEMPLE	39	147	3	22	13	272	2	70	13-24-0	272	2	70	3	74	0	52	1	9	0	9	419
Nov 21, 2020	CINCINNATI	35	116	1	22	26	243	3	41	26-49-1	243	3	41	0	0	0	0	1	0	0	0	359
Nov 27, 2020	at S. Florida	45	241	4	27	22	336	4	51	22-36-1	336	4	51	1	28	0	28	2	24	0	19	577
Dec 22, 2020	vs BYU	43	194	1	18	21	217	2	22	21-45-0	217	2	22	3	54	0	22	1	0	0	0	411
UCF		444	2107	23	54	249	3574	32	93	249-415-4	3574	32	93	15	317	0	52	9	53	0	19	5681
Opponent		444	1926	17	39	209	2992	26	52	209-350-9	2992	26	52	25	571	0	75	11	120	0	54	4918

Date	Opponent	-----Tackles-----					---Sacks---			---Fumble---			---Int---		pass blk			-----PAT-----				off		
		solo	ast	tot	tfl	yds	no.	yds	ff	fr	yds	no.	yds	qbh	bu	kick	kicks	rush	rcv	saf	t/o	pts		
Sep 19, 2020	at Ga. Tech	45	28	73	6.0	10	0.0	0	3	3	0	2	9	4	3	1	7-7	0	0	0	14	49		
Sep 26, 2020	at ECU	53	30	83	8.0	30	2.0	18	4	3	0	1	0	4	6	0	6-6	0	0	0	6	51		
Oct 03, 2020	TULSA	46	32	78	8.0	36	2.0	18	2	2	0	1	0	1	2	0	3-3	0	0	1	7	26		
Oct 17, 2020	at Memphis	50	16	66	6.0	24	2.0	12	1	1	0	0	0	0	4	0	3-4	0	0	0	7	49		
Oct 24, 2020	TULANE	35	26	61	11.0	36	5.0	25	1	0	0	1	0	0	4	0	6-7	0	0	0	0	51		
Oct 31, 2020	at Houston	47	24	71	5.0	30	3.0	21	0	0	0	2	41	6	8	0	5-5	0	0	0	14	44		
Nov 14, 2020	TEMPLE	48	26	74	9.0	28	4.0	13	2	1	6	2	6	3	2	0	5-5	0	0	0	21	38		
Nov 21, 2020	CINCINNATI	46	30	76	7.0	26	2.0	12	0	1	0	0	0	2	3	0	2-2	0	2	0	7	33		
Nov 27, 2020	at S. Florida	61	20	81	8.0	52	5.0	36	2	2	0	0	0	1	5	0	7-8	0	0	0	14	58		
Dec 22, 2020	vs BYU	36	30	66	3.0	21	1.0	14	0	0	0	0	0	0	2	0	2-2	0	0	0	0	23		
UCF		467	262	729	71.0	293	26.0	169	15	13	6	9	56	21	39	1	46-49	0	4	1	90	422		
Opponent		478	286	764	58.0	209	22.0	139	8	6	38	4	36	17	46	1	34-35	1	3	1	45	332		

Date	Opponent	-----Punting-----										---Field Goals---				-----Kickoffs-----			
		no.	yds	avg.	long	blkd	tb	fc	50+	in20	m-a	long	blkd	no.	yds	avg	tb	ob	
Sep 19, 2020	at Ga. Tech	3	136	45.3	55	0	0	2	1	0	0-0	0	0	8	515	64.4	6	0	
Sep 26, 2020	at ECU	3	118	39.3	56	0	0	1	1	1	3-3	33	0	10	615	61.5	4	0	
Oct 03, 2020	TULSA	7	327	46.7	56	0	1	1	3	2	1-2	26	0	6	395	65.8	3	0	
Oct 17, 2020	at Memphis	2	83	41.5	42	0	0	1	0	1	0-1	0	0	8	520	65.0	6	0	
Oct 24, 2020	TULANE	1	56	56.0	56	0	0	0	1	0	1-2	23	0	9	575	63.9	6	0	
Oct 31, 2020	at Houston	3	132	44.0	49	0	0	1	0	1	3-4	38	0	9	582	64.7	6	0	
Nov 14, 2020	TEMPLE	5	231	46.2	57	0	0	3	1	1	1-2	25	0	7	447	63.9	6	0	
Nov 21, 2020	CINCINNATI	6	260	43.3	50	0	0	1	1	0	1-1	36	0	6	369	61.5	3	2	
Nov 27, 2020	at S. Florida	5	209	41.8	49	0	2	3	0	1	1-1	23	0	10	654	65.4	8	0	
Dec 22, 2020	vs BYU	5	204	40.8	48	0	0	3	0	2	1-1	35	0	5	317	63.4	2	0	
UCF		40	1756	43.9	57	0	3	16	8	9	12-17	38	0	78	4989	64.0	50	2	
Opponent		46	2092	45.5	70	0	4	14	10	23	8-11	47	1	59	3244	55.0	28	2	

OFFENSIVE STARTERS

Opp.	WR	LT	LG	C	RG	RT	TE/WR/RB	WR	WR	QB	RB	PK
Ga. Tech	Robinson	Collins	Jackson	Lee	Paule	Tatum	Hescock	Williams	Nixon	Gabriel	Anderson	Obarski
ECU	Robinson	Collins	Schneider	Lee	Paule	Jackson	O'Keefe	Williams	Harris	Gabriel	Anderson	Obarski
Tulsa	Robinson	Collins	Schneider	Lee	Jackson	Tatum	O'Keefe	Williams	Harris	Gabriel	McCrae	Obarski
Memphis	Robinson	Collins	Schneider	Lee	Paule	Jackson	Hescock	Williams	Harris	Gabriel	Anderson	Obarski
Tulane	Robinson	Collins	Schneider	Lee	Paule	Jackson	O'Keefe	Williams	Credle	Gabriel	McCrae	Obarski
Houston	Robinson	Collins	Schneider	Lee	Paule	Jackson	Hescock	Williams	Harris	Gabriel	McCrae	Obarski
Temple	Robinson	Collins	Schneider	Lee	Paule	Tatum	Hescock	Williams	Harris	Gabriel	McCrae	Obarski
Cincinnati	Robinson	Collins	Schneider	Lee	Paule	Tatum	O'Keefe	Williams	Nixon	Gabriel	Anderson	Obarski
South Florida	Robinson	Collins	Schneider	Lee	Paule	Jackson	O'Keefe	Harris	Nixon	Gabriel	McCrae	Obarski
BYU	Robinson	Collins	Schneider	Lee	Jackson	Tatum	O'Keefe	Harris	Nixon	Gabriel	Anderson	Obarski

DEFENSIVE STARTERS

Opp.	DE	DT	DT	DE	OLB	MLB	OLB/Nick	CB	S	S	CB	P
Ga. Tech	Charlton	Turner	Montalvo	Zayas	Mitchell	Gilyard	Robinson	Maxwell	Grant	Collier	Thornton	Osteen
ECU	Charlton	Turner	Montalvo	Zayas	Mitchell	Gilyard	Robinson	Maxwell	Grant	Collier	Thornton	Osteen
Tulsa	DeLoach	Turner	Montalvo	Celiscar	Mitchell	Gilyard	Robinson	Maxwell	McMillian	Collier	Thornton	Osteen
Memphis	Charlton	Turner	Montalvo	Celiscar	Mitchell	Bethune	Robinson	Hodges	Grant	Collier	Thornton	Osteen
Tulane	Charlton	Goode	Montalvo	Zayas	Mitchell	Gilyard	Robinson	Brown	Grant	Collier	Thornton	Osteen
Houston	Woodson	Goode	Montalvo	Zayas	Bethune	Gilyard	Robinson	Brown	Grant	Gainous	Thornton	Osteen
Temple	Woodson	Hancock	Montalvo	Morris-Brash	Bethune	Gilyard	Jean-Baptiste	Robinson	Grant	Gainous	Thornton	Osteen
Cincinnati	Woodson	Hancock	Montalvo	Morris-Brash	Bethune	Gilyard	Robinson	Brown	Grant	Gainous	Thornton	Osteen
S. Florida	Woodson	Hancock	Montalvo	Morris-Brash	Bethune	Gilyard	Robinson	Brown	Grant	Gainous	Thornton	Osteen
BYU	DeLoach	Hancock	Montalvo	Morris-Brash	Jean-Bap.	Gilyard	Wilson	Brown	Bullard	Powell	Thornton	Osteen



UCF in Final 2020 NCAA Season Rankings

Team Categories

- 1st in fumbles recovered (13)
- 2nd in total offense (568.1 yards per game)
- 4th in passing offense (357.4 yards per game)
- 5th in turnover margin (plus-1.2)
- 6th in turnovers gained (22)
- 7th in first downs (283)
- 8th in scoring (42.2 points per game)
- 11th in third-down conversions at .488 (78 of 160)
- 17th in fewest passes had intercepted (4)
- 17th in passing yards per completion (14.35)
- 18th in passing efficiency (155.9)
- 25th in red-zone offense at .891 (49 of 55)
- 25th in rushing offense (210.7 yards per game)

Individual Categories

- Dillon Gabriel 1st in passing (357.0 yards per game)
- Gabriel 2nd in total offense (373.9 yards per game)
- Marlon Williams 3rd in receptions (8.9 per game)
- Gabriel 4th in passing TDs (32)
- Gabriel 5th in passing yards (3,570)
- Gabriel 5th in points responsible for (212)
- Williams 5th in receiving yards per game (129.9)
- Gabriel 5th in points responsible for per game (21.2)
- Williams 7th in receiving TDs (10)
- Gabriel 7th in completions per game (24.8)
- Williams 9th in receiving yards (1,039)
- Gabriel 12th in passing yards per completion (14.4)
- Richie Grant 12th in fumbles recovered (0.22 per game)
- Eriq Gilyard 12th in fumbles recovered (0.22 per game)
- Jaylon Robinson 14th in receiving yards (979)
- Gabriel 16th in passing efficiency (156.3)
- Gilyard 16th in forced fumbles (.33 per game)
- Gabriel 17th in yards per pass attempt (8.64)
- Ryan O'Keefe 17th in yards per reception (19.55)
- Jacob Harris 18th in receiving TDs (8)
- Robinson 22nd in receiving yards per game (97.9)
- Greg McCrae 22nd in rushing TDs (10)
- Grant 24th in solo tackles (5.4 per game)
- Andrew Osteen 24th in punting (43.9 yards per punt)

UCF in Final 2020 NCAA Game Rankings

Team Categories

- Total offense yards: 798 vs. Memphis ranked #1
- Passing yards: 601 vs. Memphis ranked #2
- Total plays: 99 vs. Tulane ranked #3

Individual Categories

- Total offense yards: 650 by Dillon Gabriel vs. Memphis ranked #1
- Longest pass/reception: 93 by Gabriel to Ryan O'Keefe vs. Memphis ranked #1
- Passing yards: 601 by Gabriel vs. Memphis ranked #2
- Receiving TDs: 3 (tied) by Marlon Williams vs. Tulane and by Jacob Harris vs. USF both ranked tied for #7

UCF in Final 2020 AAC Season Rankings

Team Categories

- 1st in scoring at 42.2 points per game
- 1st in total offense at 568.1 yards per game
- 1st in pass offense at 357.4 yards per game
- 1st in passing efficiency at 155.9
- 1st in first downs at 28.3 per game
- 1st in third-down conversions at .488 (78 of 160)
- 1st in turnover margin at plus-1.2
- 2nd in red-zone offense at .891 (49 of 55)
- 3rd in rushing offense at 210.7 per game
- 3rd in kickoff coverage at 40.6 yards per return
- tied for 3rd in sacks at 2.6 per game

Individual Categories

- Dillon Gabriel 1st in passing (357.0 yards per game)
- Dillon Gabriel 1st in passing at 357.0 yards per game
- Gabriel 1st in passing efficiency at 156.3
- Gabriel 1st in total offense at 373.9 yards per game
- Marlon Williams 1st in receptions at 8.9 per game
- Williams 1st in receiving yards per game at 129.9
- Williams 1st in scoring (TDs) at 8.2 per game
- Williams 1st in all-purpose yards at 130.6 per game
- Williams 2nd in scoring at 8.2 points per game
- Jaylon Robinson 2nd in receiving yards per game at 97.9
- Daniel Obarski 2nd in scoring (kicks) at 8.2 points per game
- Otis Anderson 3rd in rushing at 76.3 yards per game
- Obarski 3rd in scoring at 8.2 points per game
- Andrew Osteen 3rd in punting at 43.9 yards per punt
- Richie Grant tied for 3rd in tackles at 8.0 per game
- Grant tied for 3rd in fumbles recovered at 0.22 per game
- Eriq Gilyard tied for 3rd in fumbles recovered at 0.22 per game



HISTORY & HONORS

2021 UCF FOOTBALL



1979

• During his inaugural address, UCF President Trevor Colbourn announces that the school will "explore the possibility of developing a football program." Later, Colbourn and director of athletics Jack O'Leary approve a decision to form a football team to begin play in the fall of 1979 as an NCAA Division III program. Former professional football player Don Jonas becomes the school's first coach on a volunteer basis. On Aug. 28, 148 prospective players participate in the program's first practice. Less than one month later on Sept. 22, UCF travels to St. Leo for its first game and wins 21-0. Bobby Joe Plain scores the school's first touchdown on a 13-yard pass reception from Mike Cullison in the first quarter. The following week, UCF plays its first home contest at the Tangerine Bowl and posts a 7-6 victory over Fort Benning in front of 14,188 fans.

1979 NCAA III (6-2-0) Coach: Don Jonas

9/22	at St. Leo	W	21-0	1,000
9/29	Fort Benning	W	7-6	14,188
10/13	Maryville	W	10-7	7,350
10/20	at Fort Lauderdale	W	14-0	500
10/27	at Presbyterian	L	0-48	3,800
11/3	at Emory & Henry	L	14-28	1,000
11/10	University of the South	W	24-0	10,111
11/17	Morehouse	W	14-7	13,309

1980

• After the UCF Athletic Authority votes in January to make the football head coaching job a full-time position, Don Jonas is selected for the role. The Knights win four games during the campaign and in an 18-14 victory over Emory and Henry, Michael O'Shaughnessy tallies a school-record five sacks. Following the season, cornerback Tim Kiggins earns third-team All-America honors and becomes the first UCF player to sign a professional contract when he joins the Toronto Argonauts of the Canadian Football League.

1980 NCAA III (4-4-1) Coach: Don Jonas

9/13	Carson-Newman	\$	FW	30-21	13,941
9/20	St. Leo		W	55-0	8,730
9/27	Millsaps		L	7-8	12,793
10/4	Miles		T	11-11	8,990
10/11	at Savannah State		L	0-44	4,100
10/18	at North Alabama		L	3-28	3,500
11/1	Catawba		W	14-12	7,757
11/8	Albany		L	27-28	14,022
11/15	Emory & Henry		W	18-14	6,907

\$ Later forfeited by Carson-Newman

1981

• UCF begins a local rivalry, meeting Bethune-Cookman in the first Mayor's Trophy game. The Wildcats escape with a 24-20 win. Kicker Scott Ryerson is a third-team All-America selection, while center Dan Burke and linebackers Eddie James and Bill Giovanetti earn honorable mention status. Following the season, head coach Don Jonas resigns to become director of the UCF Gridiron Club.

1981 NCAA III (4-6-0) Coach: Don Jonas

9/12	Presbyterian	L	0-3	8,347
9/19	Elizabeth City	L	9-14	4,833
9/26	at Millsaps	W	13-6	800
10/3	Miles	W	6-0	6,320
10/10	Savannah State	W	47-13	6,493
10/17	at Alabama A&M	L	15-23	8,700
10/31	at West Georgia	L	6-20	6,200
11/7	Hampden-Sydney	W	17-0	8,391
11/14	Millersville	L	9-27	4,365
11/21	Bethune-Cookman	L	20-24	8,354

1982

• Following Don Jonas' resignation, associate head coach Sam Weir is named the program's interim head coach. New athletics director Bill Peterson announces that UCF will compete as a Division II program during the year. With the move to D-II, the school begins awarding athletics scholarships. Following the season, four Knights sign professional contracts: tight end Mike Carter with the National Football League's Denver Broncos and defensive end Ed Gantner, linebacker Bill Giovanetti and offensive lineman Mike Sommerfield with the Tampa Bay Bandits of the United States Football League. Following the season, New York Yankees president and former Buffalo Bills head coach Lou Saban is named UCF's head coach.

1982 NCAA II (0-10-0) Coach: Sam Weir

9/11	Georgia Southern	\$	L	9-16	2,350
9/18	Southeastern Louisiana	L	14-24	8,196	
9/25	at VMI	L	0-69	6,100	
10/2	at Valdosta State	L	7-13	9,500	
10/9	Bethune-Cookman	L	21-40	9,127	
10/16	Alabama A&M	L	10-31	6,654	
10/23	at Nicholls State	L	10-60	8,500	
10/30	West Georgia	L	7-41	9,257	
11/6	Carson-Newman	L	17-36	3,818	
11/13	Eastern Kentucky	L	14-26	4,822	

\$ at Jacksonville, Fla.

1983

• UCF records its first win against an NCAA Football Championship Subdivision opponent, defeating Austin Peay, 10-7, on the road. Ted Wilson returns a kick 100 yards for a touchdown against Southeastern Louisiana and finishes second in the nation in kick return average with 30.5 yards per return.

1983 NCAA II (5-6-0) Coach: Lou Saban

9/2	Elizabeth City	W	37-7	9,041
9/10	at Georgia Southern	W	33-29	5,815
9/17	at Southeastern Louisiana	L	28-54	5,000
9/24	North Alabama	L	20-47	8,307
10/1	Valdosta State	W	20-0	12,777
10/15	at Richmond	L	26-31	3,413
10/29	at Austin Peay	W	10-7	7,000
11/5	at Carson-Newman	L	14-35	3,300
11/12	Nicholls State	L	14-37	4,500
11/19	Fort Lewis	W	59-28	14,212
11/26	Bethune-Cookman	L	22-31	13,294

1984

• After the squad gets off to a slow start, head coach Lou Saban announces his resignation. Jerry Anderson is named interim head coach. Following the campaign, offensive lineman Dan Burke signs a contract with the New Jersey Generals of the United States Football League. Kicker Scott Ryerson is drafted by the Tampa Bay Bandits of the USFL and signs a free-agent deal with the National Football League's Atlanta Falcons.

1984 NCAA II (2-9-0) Coaches: Lou Saban (first seven games), Jerry Anderson (last four games)

9/1	Bethune-Cookman	L	22-43	7,421
9/8	at Louisiana-Monroe	L	21-49	19,329
9/15	Georgia Southern	L	28-42	7,124
9/22	at Western Kentucky	W	35-34	8,500
9/29	at Texas State	L	13-39	10,337
10/6	Akron	L	21-26	6,814
10/13	at Eastern Kentucky	L	14-37	18,300
10/20	Illinois State	W	28-24	11,648
10/27	Austin Peay	L	21-24	12,225
11/3	at Indiana State	L	0-38	8,367
11/10	at Furman	L	6-42	10,162



1985

• Gene McDowell, an assistant at Florida State, is named UCF's head coach and athletics director. UCF wins its first game under McDowell when Ed O'Brien kicks a school-record 55-yard field goal as time expired to defeat Bethune-Cookman, 39-37. UCF meets its first NCAA Bowl Subdivision opponent, playing at Louisville.

1985 NCAA II (4-7-0) Coach: Gene McDowell

9/7	Bethune-Cookman	W	39-37	21,222
9/13	Southeastern Louisiana	W	27-21	7,142
9/28	at Illinois State	L	21-48	12,786
10/5	Texas State	L	12-48	7,850
10/12	Western Kentucky	L	17-47	9,153
10/19	Eastern Kentucky	L	21-28	8,223
10/26	Stephen F. Austin	L	24-59	11,263
11/2	at Louisville	L	21-42	21,391
11/9	at Georgia Southern	L	18-35	7,759
11/23	Savannah State	W	31-7	3,478
11/30	Samford	W	35-14	3,022

1986

• The team begins the season 4-1. UCF sets a new attendance record when 23,760 watch the Knights play Wofford for Homecoming. The contest features a postgame performance by the Beach Boys. The Knights went 6-5 during the year to post their first winning campaign since the inaugural season in 1979. Linebacker Wyatt Boggan leads the team with 143 tackles and earns *Football News* All-America First Team honors. Wide receiver Ted Wilson becomes the first UCF player selected in the National Football League Draft when the Washington Redskins take him in the 10th round. Tailback Elgin Davis is picked in the 12th round by the New England Patriots.

1986 NCAA II (6-5-0) Coach: Gene McDowell

9/6	Bethune-Cookman	W	26-14	23,041
9/13	West Georgia	W	34-21	10,125
9/20	Valdosta State	W	10-7	12,056
9/27	at Akron	L	17-20	12,186
10/4	Murray State	W	38-25	13,086
10/11	at Wichita State	L	6-9	4,167
10/18	at Eastern Kentucky	L	24-51	12,200
10/25	Wofford	L	28-31	23,760
11/1	at VMI	W	38-9	3,200
11/8	Georgia Southern	L	23-33	11,137
11/15	Samford	W	66-7	6,176

1987

• The Knights post a five-game winning streak, outscoring their opponents, 242-67, during the stretch. UCF finishes the regular season with an 8-3 record, good enough for its first bid to the Division II playoffs. In the first round, the Knights record a 12-10 win over Indiana University of Pennsylvania, but falls to eventual national champion Troy. Wideout Bernard Ford and kicker Ed O'Brien earn All-America First Team honors from several outlets. Quarterback Darin Slack and linebacker Mike Coad receive *Football News* All-America Second Team recognition. Ford is tabbed in the third round of the National Football League Draft by the Buffalo Bills and defensive back Corris Ervin is taken in the fifth round by the Denver Broncos.

1987 NCAA II (9-4-0) Coach: Gene McDowell

9/5	Bethune-Cookman	W	17-9	9,768
9/19	Elon	W	34-10	11,752
9/26	Eastern Kentucky	L	16-23	15,197
10/3	at Georgia Southern	L	32-34	15,540
10/10	Savannah State	W	36-26	10,743
10/17	West Georgia	W	52-14	10,029
10/24	NW Missouri St.	W	45-3	15,208
10/31	Grand Valley State	W	67-3	7,552
11/7	Liberty	W	42-21	11,081
11/14	at Florida A&M	L	14-19	4,803
11/21	Morningside	W	24-7	10,112
11/28	Indiana (Pa.) \$	W	12-10	15,043
12/5	Troy \$	L	10-31	14,327

\$ Division II Playoffs

1988

• UCF opens the campaign with five-consecutive wins and moves to second in the NCAA Division II national rankings. A crowd of 31,789 attends UCF's 26-18 victory over defending national champion Troy at the Citrus Bowl. Defensive lineman Steve Spears and offensive lineman Dave Underwood earn *Football Gazette* All-America honors.

1988 NCAA II (6-5-0) Coach: Gene McDowell

9/2	Bethune-Cookman	W	29-21	14,831
9/10	West Georgia	W	33-14	11,270
9/17	Troy	W	26-18	31,789
9/24	at East Tennessee State	W	23-17	5,447
10/1	North Alabama	W	35-33	21,682
10/8	New Haven	L	23-31	22,641
10/15	Southern Conn. State	W	24-16	22,439
10/22	at Valdosta State	L	19-48	6,500
10/29	Georgia Southern	L	17-31	28,682
11/5	at Liberty	L	7-24	3,530
11/12	at Eastern Kentucky	L	31-35	6,800

1989

• In its final campaign at the D-II level, UCF defeats three Football Championship Subdivision schools. The Knights finish the season strong, winning six of their final seven games to complete the year 7-3.

1989 NCAA II (7-3-0) Coach: Gene McDowell

9/1	Bethune-Cookman	L	15-23	23,620
9/9	Valdosta State	W	35-14	18,046
9/16	at Troy	L	6-20	8,000
9/23	Newberry	W	30-3	8,316
9/30	at North Alabama	W	17-16	5,500
10/7	East Tennessee State	W	34-0	12,072
10/21	at Georgia Southern	L	17-31	19,640
10/28	Liberty	W	33-30	15,095
11/11	Eastern Kentucky	W	20-19	17,506
11/18	Texas Southern	W	49-12	14,082

1990

• UCF moves to the Football Championship Subdivision ranks and goes 10-4. The Knights become the first school in history to qualify for the FCS playoffs in their first season of eligibility. In the first round of the playoffs, UCF draws previously undefeated Youngstown State on the road. Franco Grilla hits a 34-yard field goal as time expires to give the Knights a 20-17 victory. Host UCF downs William & Mary, 52-38, in the second round of the playoffs to set up a semifinal matchup with eventual national champion Georgia Southern in Statesboro, Ga. Following the year, Gene McDowell is awarded the Eddie Robinson Trophy by The Sports Network as the national coach of the year. Wide receiver Shawn Jefferson is drafted in the ninth round by the National Football League's Houston Oilers.

1990 NCAA FCS (10-4-0) Coach: Gene McDowell

9/1	Troy	W	16-10	22,462
9/8	at Eastern Kentucky	L	12-24	19,200
9/15	at Bethune-Cookman	W	42-9	9,500
9/22	at Memphis	L	28-37	21,385
9/29	Kentucky State	W	49-0	6,055
10/6	at Samford	W	37-16	5,463
10/20	Georgia Southern	L	17-38	16,258
10/27	Southern Illinois	W	49-14	14,052
11/3	Liberty	W	28-6	14,107
11/10	Slippery Rock	W	24-21	16,208
11/17	Texas Southern	W	63-6	16,328
11/24	at Youngstown State \$	W	20-17	12,500
12/1	William & Mary \$	W	52-38	20,067
12/8	at Georgia Southern \$	L	7-44	13,183

\$ FCS Playoffs



1991

• The Knights host their first Football Bowl Subdivision squad, facing East Carolina at the Citrus Bowl. Linebacker Bobby Spitulski is named to the Associated Press All-America Third Team and is selected in the third round of the National Football League Draft by the Seattle Seahawks.

1991 NCAA FCS (6-5-0) Coach: Gene McDowell

8/31	Troy	W	21-10	18,586
9/7	at James Madison	L	31-49	10,081
9/14	at Valdosta State	W	12-0	6,379
9/21	East Carolina	L	25-47	20,049
9/28	Bethune-Cookman	W	32-6	16,066
10/5	at Arkansas State	W	31-20	18,200
10/12	Samford	L	6-13	12,011
10/26	at Georgia Southern	L	6-20	19,063
11/2	Savannah State	L	31-33	13,188
11/9	at Liberty	W	31-26	2,650
11/16	Millersville	W	52-6	10,027

1992

• UCF President John C. Hitt announces UCF's intention to move to the Football Bowl Subdivision ranks by 1996. UCF makes history as the first college squad to play a Russian team on American soil as it defeats the Moscow Bears of the Russian League of American Football, 42-6, on Oct. 3. During the year, Gene McDowell relinquishes his duties as athletics director to concentrate his efforts on coaching the football team.

1992 NCAA FCS (6-4-0) Coach: Gene McDowell

9/5	Gardner-Webb	W	71-21	10,286
9/12	Bethune-Cookman	W	28-3	12,075
9/19	Troy	L	16-20	7,755
9/26	at Western Illinois	W	35-22	9,764
10/3	Moscow (exhibition)	W	43-6	5,412
10/17	Nicholls State	W	42-18	8,087
10/24	at Western Kentucky	L	36-50	10,589
10/31	at Liberty	L	28-31	8,100
11/7	Buffalo	W	63-21	9,067
11/14	James Madison	W	41-37	6,681
11/21	at Samford	L	13-20	4,987

1993

• UCF wins six of its first seven games, with the only loss coming from Football Bowl Subdivision's East Carolina. The Knights claim three of their final four games to finish the regular season with a 9-2 mark. The squad earns a berth in the playoffs and faces host Youngstown State in the opening round.

1993 NCAA FCS (9-3-0) Coach: Gene McDowell

9/11	Valdosta State	W	35-30	11,033
9/18	at East Carolina	L	17-41	30,867
9/25	McNeese State	W	22-3	10,759
10/2	Yale	W	42-28	23,489
10/9	Samford	W	48-17	8,081
10/16	Western Illinois	W	35-17	12,857
10/23	at Bethune-Cookman	W	34-14	5,500
10/30	at Troy	L	15-29	5,100
11/6	Liberty	W	55-19	8,688
11/13	Buffalo	W	42-7	7,609
11/20	at Louisiana Tech	W	38-16	4,000
11/27	at Youngstown State	L	30-56	7,408

\$ FCS Playoffs

1994

• The Knights begin the year as *Sports Illustrated's* pick to win the Football Championship Subdivision title. Due to a rash of injuries on defense, UCF finishes the year 7-4. Kick returner Todd Cleveland garners The Sports Network All-America Second Team honors. Defensive end Greg Jefferson is picked in the third round of the National Football League Draft by the Philadelphia Eagles.

1994 NCAA FCS (7-4-0) Coach: Gene McDowell

9/3	at Maine	W	28-6	6,296
9/10	Valdosta State	L	14-31	22,518
9/17	Bethune-Cookman	W	48-17	22,049
9/24	Western Kentucky	W	59-45	24,326
10/1	at Illinois State	W	27-26	6,550
10/8	at Samford	L	35-36	3,632
10/15	at Louisiana-Monroe	W	33-16	8,123
10/22	Troy	L	38-39	27,003
10/29	at Liberty	W	49-24	6,153
11/12	at East Carolina	L	20-23	25,783
11/19	Buffalo	W	48-0	18,856

1995

• On June 21, UCF receives official word from the NCAA that its bid for reclassification to the Football Bowl Subdivision has been approved and will take effect Sept. 1, 1996. Against a top-notch schedule, UCF goes 6-5. The Knights open the season with a 40-32 victory over fifth-ranked Eastern Kentucky. Freshman Daunte Culpepper completes 20-of-25 passes for 254 and three scores and earns national player of the week honors. Tailback Marquette Smith is named to the *Football Gazette* All-America Second Team and is drafted in the fifth round by the National Football League's Carolina Panthers.

1995 NCAA FCS (6-5-0) Coach: Gene McDowell

8/31	Eastern Kentucky	W	40-32	13,422
9/9	Carson-Newman	W	35-21	13,413
9/23	at Florida State (#1)	L	14-46	76,600
9/30	at McNeese State	L	7-49	16,921
10/7	Samford	W	41-14	11,333
10/14	Liberty	L	6-7	12,210
10/21	at Hawaii	L	14-45	24,383
10/28	at Louisiana-Monroe	W	34-14	16,808
11/4	Bethune-Cookman	W	38-7	16,002
11/11	Troy	L	17-28	12,312
11/18	Maine	W	37-17	11,119

1996

• The Knights play their inaugural campaign at the Football Bowl Subdivision level and go 5-6. Behind quarterback Daunte Culpepper, UCF finishes the campaign 16th in the nation in passing offense.

1996 NCAA FBS (5-6) Coach: Gene McDowell

8/29	William & Mary (SUN)	W	39-33	18,013
9/7	at South Carolina	L	14-33	76,411
9/14	at New Mexico (SUN)	L	7-17	18,317
9/21	at Ball State	L	10-31	11,475
9/28	at East Carolina	L	7-28	34,121
10/12	Samford	W	38-6	12,122
10/19	Louisiana-Monroe	L	38-39	16,293
10/26	at Georgia Tech (SUN)	L	20-27	43,610
11/2	Illinois State	W	42-15	17,639
11/9	at UAB	W	35-13	12,500
11/16	Bowling Green	W	27-19	14,112



1997

• UCF faces a tough schedule that includes four squads from the SEC and national champion Nebraska. UCF garners national attention after leading Nebraska by three points at halftime before falling to the host Cornhuskers. A record crowd of 41,827 turns out for UCF's home-opening victory over Idaho. Quarterback Daunte Culpepper sets 15 school records. He is a finalist for the Davey O'Brien National Quarterback Award, a semifinalist for the *Football News* Offensive Player of the Year and is named to the American Football Coaches Association Good Works Team. Tailback Dwight Collins, who is deaf, receives Disney's Wide World of Sports Spirit Award for being the nation's most courageous student-athlete. Running backs coach Alan Gooch is named the assistant coach of the year by the American Football Coaches Association for his work with Collins. Following the season, Gene McDowell resigns as head coach and is replaced by longtime offensive coordinator Mike Kruczek.

1997 NCAA FBS (5-6) Coach: Gene McDowell

8/30	at Mississippi	L	23-24 (OT)	28,216
9/6	at South Carolina (SUN)	L	31-33	81,908
9/13	at Nebraska (#6)	L	24-38	75,327
9/20	Idaho (SUN)	W	41-10	41,827
9/27	at Auburn (#8) (SUN)	L	14-41	82,109
10/4	at Kent State	W	59-43	10,584
10/11	Samford	W	52-7	22,016
10/25	at Mississippi State (SUN)	L	28-35	28,621
11/1	at Louisiana-Monroe	L	41-45	15,936
11/15	Eastern Michigan	W	27-10	39,433
11/22	Toledo	W	34-17	15,062

1998

• Quarterback Daunte Culpepper earns preseason All-America honors from several outlets, including *Sports Illustrated* and *The Sporting News*. UCF makes its first national television appearance when ESPN televises its game at Purdue. The Knights finish the campaign 9-2. Culpepper breaks Steve Young's 1983 single-season completion percentage record of 71.3 by completing 73.6 percent of his passes. He becomes only the third player in school history to pass for more than 10,000 yards and rush for more than 1,000 yards in a career. Culpepper concludes the year with more than 30 school records to his credit. The signal caller finishes sixth in the balloting for the Heisman Trophy and is named national co-player of the year by The Sports Network. Culpepper becomes UCF's first National Football League first-round draft pick as the Minnesota Vikings select him 11th overall. Cornerback Paul Miranda is taken in the fourth round by the Indianapolis Colts.

1998 NCAA FBS (9-2) Coach: Mike Kruczek

9/5	at Louisiana Tech (SUN)	W	64-30	23,677
9/12	Eastern Illinois	W	48-0	35,219
9/19	at Purdue (ESPN)	L	7-35	53,469
9/26	at Bowling Green (FSN)	W	38-31	15,824
10/4	at Toledo (SUN)	W	31-24	20,008
10/10	Northern Illinois	W	38-17	30,415
10/24	at Louisiana (SUN)	W	42-10	10,124
10/31	Youngstown State	W	44-32	21,251
11/7	at Auburn (SUN)	L	6-10	80,743
11/14	Ball State	W	37-14	31,412
11/21	New Mexico	W	38-6	19,025

1999

• UCF starts the campaign with the toughest September schedule in the nation, facing four bowl winners from the previous year. All four teams enter the games with the Knights ranked in the top 25. UCF hosts a top-25 foe for the first time, playing No. 22 Purdue in front of 40,112 fans at the Citrus Bowl. Wideout Charles Lee is drafted in the seventh round by the National Football League's Green Bay Packers.

1999 NCAA FBS (4-7) Coach: Mike Kruczek

9/4	Purdue (#22) (ESPN R)	L	13-47	40,112
9/11	at Florida (#4) (SUN)	L	27-58	85,346
9/18	at Georgia Tech (#12)	L	10-41	45,355
9/25	at Georgia (#11) (SUN)	L	23-24	86,117
10/2	Eastern Illinois	W	31-21	18,864
10/16	Nicholls State	W	28-0	13,875
10/23	Louisiana Tech	L	35-46	16,535
10/30	Eastern Michigan	W	31-6	27,845
11/6	at Auburn (SUN)	L	10-28	75,804
11/13	at Middle Tennessee	W	39-14	10,751
11/20	Bowling Green	L	30-33 (OT)	14,299

2000

• The Knights record one of the biggest victories in school history by defeating traditional power Alabama, 40-38, in Tuscaloosa. Javier Beorlegui gives UCF the win with a 37-yard field goal with three seconds remaining to spoil the Crimson Tide's homecoming game. A school record 50,220 fans watch the Knights host No. 8 Virginia Tech.

2000 NCAA FBS (7-4) Coach: Mike Kruczek

9/2	at Georgia Tech	L	17-21	40,993
9/9	Northwestern State	W	19-7	19,003
9/16	at Akron	L	24-35	12,964
9/23	William & Mary	W	52-7	23,164
9/30	at Eastern Michigan (SUN)	W	31-10	10,238
10/7	at Northern Illinois (SUN)	L	20-40	18,148
10/14	Eastern Kentucky	W	34-3	18,908
10/21	Louisiana-Monroe	W	55-0	25,093
10/28	at Alabama	W	40-38	83,818
11/4	at Louisiana Tech (SUN)	W	20-16	12,532
11/11	Virginia Tech (#8) (SUN)	L	21-44	50,220

2001

• The biggest news for UCF comes off of the field when the school finally finds a conference home. On Nov. 1, UCF signs an agreement to enter the Mid-American Conference for football in 2002. On the field, offensive lineman Steve Edwards and defensive lineman Elton Patterson earn *Football News* All-America honorable-mention honors. Following the year, defensive back Travis Fisher is drafted in the second round by the St. Louis Rams.

2001 NCAA FBS (6-5) Coach: Mike Kruczek

9/1	at Clemson (#19)	L	13-21	75,000
9/8	at Syracuse (ESPN R)	L	10-21	35,938
9/22	at Tulane (SUN)	W	36-29	17,497
9/29	at Virginia Tech (#8) (SUN)	L	14-46	53,662
10/6	UAB (SUN)	W	24-7	30,820
10/13	Liberty	W	63-0	17,103
10/20	Louisiana-Monroe	W	38-6	23,001
10/27	at Utah State (SUN)	L	27-30	16,135
11/3	Akron	W	57-17	15,779
11/10	at Arkansas	L	20-27	61,527
11/24	Louisiana	W	31-0	12,264



2002

• UCF plays its first season as a member of the Mid-American Conference and finishes second in the East Division with a 6-2 league mark. Three Knights earn All-MAC First Team honors. Wideout Doug Gabriel becomes the first player from UCF to play in the Senior Bowl. Four Knights are selected in the NFL Draft: cornerback Asante Samuel (New England, fourth round), Gabriel (Oakland, fifth round), offensive lineman Mike Mabry (Baltimore, seventh round) and defensive lineman Elton Patterson (Cincinnati, seventh round). Offensive lineman Taylor Robertson is tabbed by Calgary with the 13th selection in the CFL Draft.

2002 NCAA FBS (7-5, 6-2) Coach: Mike Kruczek

8/31	at Penn State (#24) (ESPN)	L	24-27	103,029
9/7	at Arizona State (SUN)	L	12-46	43,401
9/20	at Marshall* (ESPN2)	L	21-26	32,900
9/28	Liberty	W	48-17	21,137
10/12	at Western Michigan* (SUN)	W	31-27	21,505
10/19	Toledo* (SUN)	L	24-27	18,812
10/26	Akron *	W	28-17	19,799
11/2	Syracuse (SUN)	L	35-38	24,043
11/9	at Buffalo *	W	45-21	6,923
11/16	Kent State *	W	32-6	7,354
11/23	at Miami (Ohio) * (SUN)	W	48-31	7,962
11/30	Ohio *	W	42-32	12,462

* MAC game

2003

• UCF's football program moves into its new home as the state-of-the-art Wayne Densch Sports Center opens just 16 months after construction began. The school accepts an invitation into Conference USA for all sports. The Knights will end their brief football affiliation with the Mid-American Conference after 2004. The year serves as the 25th season of UCF football. After a 3-7 start, head coach Mike Kruczek is relieved of his duties and longtime assistant Alan Gooch is promoted to interim head coach for the final two games. Gooch makes his coaching debut when the Knights play Marshall on ESPN2 in Orlando. The contest serves as UCF's first nationally-televised home game. Following the season, George O'Leary is selected as UCF's new head coach. Tight end Michael Gaines is taken in the seventh round of the National Football League Draft by the Carolina Panthers.

2003 NCAA FBS (3-9, 2-6) Coaches: Mike Kruczek (first 10 games), Alan Gooch (last two games)

8/31	at Va. Tech (#9) (ESPN)	L	28-49	65,115
9/13	Florida Atlantic	W	33-29	26,901
9/20	at Syracuse (ESPN R)	L	14-38	35,103
9/27	at Kent State * (SUN)	L	16-36	6,728
10/4	Buffalo *	W	19-10	22,657
10/11	at Ohio * (ESPN R)	L	0-28	21,109
10/18	at Akron *	L	24-38	8,113
10/25	Central Michigan *	W	31-13	20,523
11/1	at West Virginia (SUN)	L	18-36	42,712
11/8	at Eastern Michigan * (SUN)	L	13-19	5,150
11/19	Marshall (ESPN2) *	L	7-21	18,141
11/28	Miami (Ohio) (#15) *	L	21-56	12,902

* MAC Game

2004

• After missing the team's first game of the season, new head coach George O'Leary makes his UCF debut as the Knights host 10th-ranked West Virginia at the Citrus Bowl. The Knights open the campaign with one of the nation's toughest schedules, traveling to face Wisconsin and Penn State and hosting West Virginia.

2004 NCAA FBS (10-11, 0-8) Coach: George O'Leary

9/4	at Wisconsin (#21) (ESPN)	L	6-34	82,116
9/11	West Virginia (#10)	L	20-45	32,224
9/18	at Penn State (ESPN R)	L	13-37	101,715
10/2	at Buffalo *	L	20-48	12,173
10/9	Northern Illinois *	L	28-30	16,555
10/16	Akron *	L	21-26	18,401
10/23	at Miami (Ohio) *	L	7-43	8,012
10/30	at Marshall * (ESPN R)	L	3-20	23,122
11/6	Ohio *	L	16-17 (OT)	20,498
11/13	at Ball State *	L	17-21	5,309
11/23	Kent State *	L	24-41	12,083

* MAC Game

2005

• The Knights win their inaugural Conference USA contest, recording a 23-13 win over visiting Marshall. The victory snaps a 17-game losing streak for the Knights. The team goes on to win eight contests, including seven in league play, during the regular season. UCF hosts the inaugural C-USA Championship Game, which is played in front of a school-record 51,978 fans at the Citrus Bowl. Despite falling to Tulsa in the title game, UCF earns an invitation to the Sheraton Hawai'i Bowl, marking the first bowl game in program history. The Knights post one of the top turnarounds in college football history, going 8-5 after an 0-11 campaign in 2004. Head coach George O'Leary is named the C-USA Coach of the Year, in addition to garnering national coach of the year honors from CBSsports.com and SportsIllustrated.com. Tailback Kevin Smith garners the C-USA Freshman of the Year award. Wideout Brandon Marshall is selected in the fourth round of the National Football League Draft by the Denver Broncos. During the year, the UCF Board of Trustees approves a financing plan for an on-campus stadium that will open in 2007.

2005 NCAA FBS (8-5, 7-1) Coach: George O'Leary

9/1	at South Carolina (ESPN)	L	15-24	82,753
9/17	at USF (FSN FL)	L	14-31	45,139
9/24	Marshall *	W	23-13	22,217
10/1	at Louisiana	W	24-21	18,262
10/8	Memphis *	W	38-17	20,562
10/15	at Southern Miss *	L	31-52	28,366
10/21	Tulane *	W	34-24	15,009
10/29	at East Carolina *	W	30-20	34,410
11/5	Houston (I NET) *	W	31-29	32,635
11/12	at UAB (CBS C) *	W	27-21	12,199
11/19	at Rice *	W	31-28	8,267
12/3	Tulsa @ (ESPN)	L	27-44	51,978
12/24	vs. Nevada ^ (ESPN)	L	48-49 (OT)	16,134

* Conference USA Game

@ Conference USA Championship Game

^ Sheraton Hawai'i Bowl



2006

• Prior to the season, Bright House Networks acquires the naming rights to the new stadium. UCF closes out its long tenure at the Citrus Bowl on Nov. 25, with a 31-22 Conference USA win over UAB. After a record-breaking season in which he recorded a school-best 90 receptions, wide receiver Mike Sims-Walker is selected by the Jacksonville Jaguars in the third round of the NFL Draft. Offensive lineman Cedric Gagne-Marcoux is picked eighth overall by the Hamilton Tiger-Cats in the Canadian Football League Draft.

2006 NCAA FBS (4-8, 3-5) Coach: George O'Leary

9/2	Villanova	W	35-16	29,398
9/9	at Florida (#7) (SUN)	L	0-42	90,210
9/16	USF (CBS C)	L	17-24	46,708
9/26	Southern Miss * (ESPN2)	L	14-19	23,540
10/4	at Marshall * (ESPN2)	W	23-22	27,572
10/13	Pitt (ESPN)	L	7-52	35,858
10/21	Rice *	L	29-40	30,307
10/28	at Houston * (CBS C)	L	31-51	13,242
11/4	East Carolina * (CBS C)	L	10-23	31,414
11/11	at Memphis * (CBS C)	W	26-24	20,611
11/18	at Tulane *	L	9-10	15,341
11/25	UAB * (CSS)	W	31-22	23,755

* Conference USA Game

2007

• The Knights play on campus for the first time, hosting No. 6 Texas in the inaugural game at Bright House Networks Stadium in front of 45,622 fans. The Knights complete the regular season with six-straight wins en route to defeating Tulsa in the C-USA Championship Game, earning a spot in the AutoZone Liberty Bowl. During the campaign, tailback Kevin Smith posts one of the finest seasons in NCAA history. He rushes for 2,567 yards, which ranks second all-time behind only Barry Sanders. Smith is the C-USA Co-Player of the Year and becomes the first player in UCF history to earn consensus All-America honors. Head coach George O'Leary is named the C-USA Coach of the Year and DL Keith Shologan is named to the *ESPN The Magazine* Academic All-America First Team. The Detroit Lions take Smith in the third round of the NFL Draft, while OL Josh Sitton (Green Bay Packers, fourth round) and TE Mike Merritt (Kansas City Chiefs, seventh round) are also selected. Shologan is picked by the Saskatchewan Roughriders with the fourth overall selection in the CFL Draft.

2007 NCAA FBS (10-4, 7-1) Coach: George O'Leary

9/1	at NC State (ESPN 360)	W	25-23	57,283
9/15	Texas (#6) (ESPN2)	L	32-35	45,622
9/22	Memphis * (CSS)	W	56-20	42,153
9/29	Louisiana	W	37-19	42,646
10/6	at East Carolina * (CBS C)	L	38-52	42,777
10/13	at USF (#5) (ESPN2)	L	12-64	65,948
10/20	Tulsa *	W	44-23	45,510
10/28	at Southern Miss * (ESPN)	W	34-17	27,103
11/3	Marshall * (CSS)	W	47-13	46,103
11/10	at UAB * (CBS C)	W	45-31	12,621
11/17	at SMU *	W	49-20	10,271
11/24	UTEP *	W	36-20	41,967
12/1	Tulsa @ (ESPN)	W	44-25	44,128
12/29	Mississippi State ^ (ESPN)	L	3-10	63,816

* Conference USA Game

@ Conference USA Championship Game

^ AutoZone Liberty Bowl

2008

• The Knights post a 4-8 record and 3-5 mark in league play, but see punt and kickoff returner Joe Burnett become a first-team All-America selection after breaking every major school and C-USA career punt return record. He finishes ranked 19th in NCAA history in career punt return yardage and is taken in the fifth round of the NFL Draft by Pittsburgh.

2008 NCAA FBS (4-8, 3-5) Coach: George O'Leary

8/30	South Carolina State	W	17-0	42,126
9/6	USF (#17) (ESPN2)	L	24-31 (OT)	46,805
9/20	at Boston College (ESPN2)	L	7-34	41,267
9/27	at UTEP * (CBS C)	L	13-58	33,339
10/4	SMU * (CBS C)	W	31-17	43,147
10/11	at Miami (ESPN2)	L	14-20	40,011
10/26	at Tulsa * (#19) (ESPN)	L	19-49	30,000
11/2	East Carolina * (ESPN)	L	10-13 (OT)	40,202
11/8	Southern Miss *	L	6-17	41,652
11/15	at Marshall * (CSS)	W	30-14	24,059
11/22	at Memphis *	W	28-21	18,836
11/29	UAB *	L	0-15	23,644

* Conference USA Game

2009

• The Knights win each of their last six C-USA games to go 8-5 and earn a spot in the St. Petersburg Bowl behind quarterback Brett Hodges who had transferred from Wake Forest for his senior year. The Black and Gold produces its first victory over a ranked team when it tops No. 13/12 Houston, 37-32. Bruce Miller is C-USA's Defensive Player of the Year and Josh Robinson is named a freshman All-American. Torell Troup is taken in the second round of the NFL Draft by the Buffalo Bills.

2009 NCAA FBS (8-5, 6-2) Coach: George O'Leary

9/5	Samford (BHSN)	W	28-24	38,719
9/12	at Southern Miss *	L	19-26	27,456
9/19	Buffalo (BHSN)	W	23-17	35,121
9/26	at East Carolina * (BHSN)	L	14-19	43,210
10/3	Memphis * (BHSN)	W	32-14	40,408
10/17	Miami (#9) (CBS C)	L	7-27	48,453
10/24	at Rice *	W	49-7	10,196
11/1	Marshall * (ESPN)	W	21-20	35,676
11/7	at Texas (#2) (FSN)	L	3-35	101,003
11/14	Houston * (#13/12) (CBS C)	W	37-32	36,776
11/21	Tulane * (BHSN)	W	49-0	31,390
11/28	at UAB *	W	34-27	13,381
12/19	vs. Rutgers ^ (ESPN)	L	24-45	29,763

* Conference USA Game

^ St. Petersburg Bowl



2010

• UCF's trophy case fills up due to the Knights having one of their most successful seasons in school history. The Black and Gold wins the Conference USA Championship while Bruce Miller is the C-USA Defensive Player of the Year, Jeff Godfrey earns the C-USA Freshman of the Year award and George O'Leary picks up another C-USA Coach of the Year honor. The season culminates in a 10-6 win over Georgia in the AutoZone Liberty Bowl, UCF's first bowl game victory. During the season, the Knights receive their first national ranking, placing No. 23 in the *USA Today* Top 25 and No. 25 in the Associated Press Poll Nov. 7. UCF eventually finishes No. 20 and No. 21, respectively. On NFL Draft day, Jah Reid is selected by the Baltimore Ravens in the third round, and Miller hears his name called in the seventh round by the San Francisco 49ers.

2010 NCAA FBS (11-3, 7-1) Coach: George O'Leary

9/4	South Dakota	W	38-7	34,373
9/11	NC State (CBS C)	L	21-28	43,020
9/18	at Buffalo (BHSN)	W	24-10	14,312
9/25	at Kansas State (FSN)	L	13-17	50,586
10/6	UAB * (ESPN)	W	42-7	40,281
10/13	at Marshall * (ESPN)	W	35-14	23,601
10/23	Rice * (BHSN)	W	41-14	38,151
10/30	East Carolina * (BHSN)	W	49-35	40,073
11/5	at Houston * (ESPN2)	W	40-33	32,008
11/13	Southern Miss * (CBS C)	L	21-31	40,358
11/20	at Tulane *	W	61-14	19,069
11/27	at Memphis * (CSS/BHSN)	W	37-17	14,992
12/4	SMU @ (ESPN2)	W	17-7	41,045
12/31	vs. Georgia ^ (ESPN)	W	10-6	51,231

* Conference USA Game

@ Conference USA Championship Game

^ AutoZone Liberty Bowl

2011

• With a 5-1 record at home, UCF closes out 2011 with a 5-7 overall mark while going 3-5 in Conference USA. Of its seven losses, six come by seven points or less. The Knights have six selections to the C-USA All-Freshman Team, the most by any school since 2008. That is highlighted by kick returner Rannell Hall who is the lone freshman in the entire league to grab a spot on the All-C-USA First Team. After the season, Josh Robinson is taken by Minnesota in the NFL Draft's third round, and the Knights accept an invitation to join the BIG EAST Conference (American Athletic Conference created in 2013) Dec. 7 and conduct an official press conference one day later at Bright House Networks Stadium. UCF is slated to begin play in the league during the 2013-14 academic year.

2011 NCAA FBS (5-7, 3-5) Coach: George O'Leary

9/3	Charleston So. (BHSN)	W	62-0	39,752
9/10	Boston College (CBS SN)	W	30-3	45,671
9/17	at FIU (ESPN3)	L	10-17	20,205
9/23	at BYU (ESPN)	L	17-24	59,874
10/8	Marshall * (BHSN)	W	16-6	24,750
10/15	at SMU * (FSN)	L	17-38	22,932
10/20	at UAB * (CSS)	L	24-26	8,872
10/29	Memphis * (BHSN)	W	41-0	37,683
11/3	Tulsa * (CBS SN)	L	17-24	36,712
11/12	at USM * (#25/23) (CBS SN)	L	29-30	32,925
11/19	at East Carolina * (FSN)	L	31-38	50,277
11/25	UTEP * (CBS SN)	W	31-14	21,127

* Conference USA Game

2012

• In its eighth and final season in C-USA, UCF earns its fourth division title and second-straight bowl victory when it takes down Ball State in the Beef 'O' Brady's Bowl for a 10-4 overall record. The Knights lead the league with six players on the All-C-USA First Team, while the seniors set the school mark with 34 victories from 2009-12. Kick returner Quincy McDuffie receives his second-career All-America honor, and is voted as the C-USA Special Teams Player of the Year, while safety Kemal Ishmael is the C-USA Defensive Player of the Year. Latavius Murray's name is called in the sixth round by Oakland in the NFL Draft, and Ishmael is taken by Atlanta in the seventh round.

2012 NCAA FBS (10-4, 7-1) Coach: George O'Leary

8/30	at Akron (ESPN3)	W	56-14	12,616
9/8	at Ohio State (#14) (ESPN2)	L	16-31	104,745
9/15	FIU (CSS)	W	33-20	40,478
9/29	Missouri (FSN)	L	16-21	35,835
10/4	East Carolina * (CBS SN)	W	40-20	32,181
10/13	Southern Miss * (CBS SN)	W	38-31 (2OT)	34,514
10/20	at Memphis * (CSS)	W	35-17	22,106
10/27	at Marshall * (CBS SN)	W	54-17	22,563
11/3	SMU * (CBS SN)	W	42-17	36,036
11/10	at UTEP * (FOX College)	W	31-24	25,483
11/17	at Tulsa * (FSN)	L	21-23	19,725
11/24	UAB * (FSN)	W	49-24	28,602
12/1	at Tulsa @ (ESPN2)	L	27-33 (OT)	17,635
12/21	vs. Ball State ^ (ESPN)	W	38-17	21,759

* Conference USA Game

@ Conference USA Championship Game

^ Beef 'O' Brady's Bowl

2013

• UCF introduces itself to the American Athletic Conference by going undefeated (8-0) in league play to claim the conference's inaugural title. Earning a berth in the Tostitos Fiesta Bowl, the Knights ignore their role as the underdog and topple Baylor to finish 12-1 on the season, one in which included seven victories by seven points or less. The "Year of Firsts" was highlighted by: first wins over Big Ten and Big 12 teams, first top-15 ranking, first top-10 ranking (finished No. 10 in the AP Poll), first BCS bowl berth and victory, first 12-win season, first time going undefeated on the road and first two victories over top-10 teams. Head coach George O'Leary picks up The American's Coach of the Year award and quarterback Blake Bortles receives The American's Offensive Player of the Year honors. In all, six Knights are named to The American's First Team. Bortles and running back Storm Johnson declare for the NFL Draft, with Bortles becoming the highest selection in UCF history when he was picked third overall by the Jacksonville Jaguars. Johnson also heard his name called by the Jaguars as he was taken in the seventh round.

2013 NCAA FBS (12-1, 8-0) Coach: George O'Leary

8/29	at Akron (ESPN3)	W	38-7	35,115
9/6	at FIU (CBS SN)	W	38-0	15,823
9/14	at Penn State (Big Ten)	W	34-31	92,855
9/28	South Carolina (ABC)	L	25-28	47,605
10/5	at Memphis * (ESPN3)	W	24-17	30,274
10/18	at Louisville * (#8/6) (ESPN)	W	38-35	55,215
10/26	UConn * (ESPN Reg.)	W	62-17	37,924
11/9	Houston * (ESPN2)	W	19-14	44,665
11/16	at Temple * (ESPN Reg.)	W	39-36	20,174
11/21	Rutgers * (ESPN)	W	41-17	41,244
11/29	USF * (ESPN)	W	23-20	45,952
12/7	at SMU * (ESPN)	W	17-13	12,589
1/1	vs. Baylor ^ (#6/5) (ESPN)	W	52-42	65,172

* American Athletic Conference Game

^ Tostitos Fiesta Bowl



2014

• Hoisting the American Athletic Conference trophy for the second straight year, UCF clinched back-to-back titles with a thrilling Hail Mary touchdown on the game's final play at East Carolina for a 7-1 league mark. The season started with the Knights' first international trip, serving as the host institution for the Croke Park Classic in Dublin, Ireland. A total of five Knights received All-AAC First Team status in 2014, including cornerback Jacoby Glenn who was voted as The American Co-Defensive Player of the Year. He also would grab a spot on the Associated Press All-America Second Team. Breshad Perriman hears his name called in the first round (26th pick) of the NFL Draft by Baltimore, while Clayton Geathers is selected by Indianapolis in the fourth round. It marks the first time UCF has had a first-round pick in consecutive seasons. After the draft, nine more Knights sign free-agent deals with NFL organizations.

2014 NCAA FBS (9-4, 7-1) Coach: George O'Leary

8/30	vs. Penn State + (ESPN2)	L	24-26	53,304
9/13	at Missouri (#20/22) (SEC)	L	10-38	60,348
9/20	Bethune-Cookman (ESPN3)	W	41-7	44,510
10/2	at Houston * (ESPN)	W	17-12	26,685
10/9	BYU (ESPN)	W	31-24(OT)	41,547
10/18	Tulane * (ESPNNU)	W	20-13	35,015
10/25	Temple * (CBS SN)	W	34-14	39,554
11/1	at UConn * (CBS SN)	L	29-37	28,751
11/14	Tulsa * (ESPN2)	W	31-7	35,323
11/22	SMU * (ESPNNews)	W	53-7	30,920
11/28	at USF * (ESPN2)	W	16-0	36,963
12/4	at East Carolina * (ESPN)	W	32-30	41,259
12/26	vs. NC State ^ (ESPN)	L	27-34	26,675

* American Athletic Conference Game

+ Croke Park Classic, Dublin, Ireland

^ Bitcoin St. Petersburg Bowl

2015

• In his 12th season at the helm of the UCF program George O'Leary announces his retirement on Oct. 25. He finishes with an 81-68 overall record with the Black and Gold. Quarterbacks coach Danny Barrett takes over as the interim head coach for the final four games of 2015. During the year, UCF has 21 former Knights appear on NFL rosters with a total of 20 players ending the regular season with NFL clubs. UCF leads all Group of Five schools, and ranks ahead of 25 Power Five schools, with the most players on NFL rosters.

2015 NCAA FBS (10-12, 0-8) Coaches: George O'Leary (first eight games), Danny Barrett (last four games)

9/3	FIU (CBS SN)	L	14-15	39,184
9/12	at Stanford (FS1)	L	7-31	50,420
9/19	Furman (ESPN3)	L	15-16	36,484
9/26	at South Carolina (ESPNNU)	L	14-31	78,411
10/3	at Tulane * (ESPNNews)	L	31-45	20,024
10/10	UConn * (ESPNNews)	L	13-40	26,669
10/17	at Temple * (CBS SN)	L	14-30	31,372
10/24	Houston * (#21/22) (ESPNNews)	L	10-59	28,350
10/31	at Cincinnati * (ESPNNews)	L	7-52	30,131
11/7	at Tulsa * (ESPNNews)	L	30-45	16,128
11/19	East Carolina * (ESPN)	L	7-44	23,734
11/26	USF * (ESPN)	L	3-44	25,967

* American Athletic Conference Game

2016

• The first year of the Scott Frost era at UCF saw the former Oregon offensive coordinator take the Knights from 0-12 to a bowl game, finishing 6-7 on the year. One of the top turnarounds in the nation, Frost's Knights were the first team to go from winless to a bowl game since UCF did it from 2004 to 2005. Linebacker Shaquem Griffin burst onto the scene in Frost's defensive system, earning First Team All-Conference and American Athletic Conference Defensive Player of the Year honors. Four Knights were honored by The American in all as Shaquill Griffin and Jamiyus Pittman earned Second Team honors and Drico Johnson was named an Honorable Mention. Shaquill went on to be selected in the third round of the NFL Draft, while five members of the UCF defensive back field signed NFL contracts (Johnson, D.J. Killings, T.J. Mutcherson, Jeremy Boykins).

2016 NCAA FBS (6-7, 4-4) Coach: Scott Frost

9/3	South Carolina State (ESPN3)	W	38-0	36,260
9/10	at Michigan (ABC)	L	14-51	109,295
9/17	Maryland (CBS SN)	L	24-30 (OT)	43,197
9/24	at FIU (beIN)	W	53-14	18,524
10/1	at East Carolina * (CBS SN)	W	47-29	46,042
10/15	Temple * (ESPNNU)	L	25-26	38,299
10/22	at UConn * (ESPNNews)	W	24-16	28,008
10/29	at Houston * (#24) (ESPNNU)	L	24-31	35,846
11/5	Tulane * (ESPN3)	W	37-6	31,571
11/12	Cincinnati * (ESPNNU)	W	24-3	30,346
11/19	Tulsa * (ESPNNews)	L	20-35	35,141
11/26	at USF * (CBS SN)	L	31-48	36,056
12/17	vs. Arkansas State ^ (CBS SN)	L	13-31	27,213

* American Athletic Conference Game

^ AutoNation Cure Bowl

2017

• The Knights went undefeated in 2017, winning the American Athletic Conference East Division, their third American Athletic Conference Championship, the 2018 Chick-fil-A Peach Bowl, and claiming a National Championship. UCF finished the season ranked sixth in the Associated Press Poll and seventh in the Coaches Poll, receiving four first place votes in the AP Poll. The Knights were ranked number one in the nation by the Colley Matrix, an NCAA National Champion Major Selector. McKenzie Milton burst onto the scene, earning American Athletic Conference Offensive Player of the Year and Archie Griffin National Player of the Year honors, while finishing eighth in the Heisman voting. A record in The American, 16 players were named all-conference, including nine first teamers. The Knights had four All-Americans in Milton, Shaquem Griffin, Mike Hughes and Tre'Quan Smith. Hughes became the fourth Knight to be selected in the first round of the NFL Draft, while Smith and Jordan Akins went in the third round and Griffin heard his name called in the fifth.

2017 NCAA FBS (13-0, 8-0) Coach: Scott Frost

8/31	FIU (CBS SN)	W	61-17	38,063
9/23	at Maryland (FS1)	W	38-10	33,280
9/30	Memphis * (ESPN2)	W	40-13	34,022
10/7	at Cincinnati * (ESPNNU)	W	51-23	27,253
10/14	ECU * (CBS SN)	W	63-21	40,287
10/21	at Navy * (CBS SN)	W	31-21	35,277
10/28	Austin Peay (ESPN3)	W	73-33	27,606
11/4	at SMU * (ESPN2)	W	31-24	24,445
11/11	UConn * (ESPNNU)	W	49-24	29,384
11/18	at Temple * (ESPNNU)	W	45-19	25,877
11/24	USF * (#22/19) (ABC)	W	49-42	47,129
12/2	Memphis @ (#16/14) (ABC)	W	62-55 (OT)	41,433
1/1	vs. Auburn ^ (#7/8) (ESPN)	W	34-27	71,109

* American Athletic Conference Game

@ American Athletic Conference Championship Game

^ Chick-fil-A Peach Bowl



2018

• The first season under head coach Josh Heupel was another success for the UCF football program. The Knights finished the 2018 regular season undefeated for the second straight year, advancing to the American Athletic Conference Championship and winning their second straight league title. Heupel became one of just three coaches to have gone undefeated in their first season as a head coach, joining Chris Peterson (Boise State, 2003) and Larry Coaker (Miami, 2001). The Knights extended their program-record winning streak to 25 games before falling to LSU in the Fiesta Bowl. It was the longest streak in the nation at the time and the fourth longest win streak in FBS since the year 2000. The rushing attack for UCF was one of the best in the nation in 2018. Led by Greg McCrae, who went for 1,182 yards on the ground, rushing for a school record and second-best in the nation 8.9 yards per carry. The Knights set new program bests of 3,448 rushing yards, 265.2 rushing yards per game, 43 rushing touchdowns and a team average of 5.8 yards per carry. McKenzie Milton led a conference record 17 all-conference honors, earning AAC Offensive Player of the Year honors for the second straight season. He also finished sixth in the Heisman Trophy voting despite missing the final two games of the season due to injury.

2018 NCAA FBS (12-1, 8-0) Coach: Josh Heupel

8/30	at UConn * (ESPN)	W	56-17	23,081
9/8	South Carolina State (ESPN3)	W	38-0	43,269
9/18	FAU (ESPN)	W	56-36	44,257
9/29	Pittsburgh (ESPN)	W	45-14	44,904
10/6	SMU * (ESPN)	W	48-20	40,856
10/13	at Memphis * (ABC/ESPN2)	W	31-30	38,831
10/20	at ECU * (ESPN2)	W	37-10	31,159
11/1	Temple * (ESPN)	W	52-40	41,153
11/10	Navy * (ESPN2)	W	35-24	44,738
11/17	Cincinnati * (#19) (ABC)	W	38-13	47,795
11/23	at S. Florida * (ESPN)	W	38-10	57,626
12/1	Memphis @ (ABC)	W	56-41	45,176
1/1	vs. LSU ^ (#11) (ESPN)	L	40-32	57,246

* American Athletic Conference Game

@ American Athletic Conference Championship Game

^ PlayStation Fiesta Bowl

2019

• In Josh Heupel's second season, UCF recorded its third straight 10-win season and earned its fourth consecutive bowl berth, a first in program history. The Knights finished 10-3 with all three losses coming on the road by a total of seven points. UCF was undefeated at home for the third straight year, extending its nation-leading home win streak to 21 games. The Knights' total offense of 540.5 yards per game ranked second in the nation and set a new school record. Finishing 24th in both the AP and Coaches polls, it marked the third straight season and fifth time this decade UCF finished ranked in the top 25. UCF put 12 players on the American Athletic Conference All-Conference Teams, which included Gabriel Davis, Jake Brown and Richie Grant earning first-team honors. Davis also became the Knights' 42nd NFL Draft pick, going to the Buffalo Bills in the fourth round.

2019 NCAA FBS (10-3, 6-2) Coach: Josh Heupel

8/29	Florida A&M (CBSSN)	W	62-0	44,073
9/7	at FAU (CBSSN)	W	48-14	30,811
9/14	Stanford (ESPN)	W	45-27	45,008
9/21	at Pittsburgh (ABC/ESPN2)	L	35-34	42,056
9/28	UConn * (ESPN2)	W	56-21	44,164
10/4	at Cincinnati * (ESPN)	L	27-24	40,121
10/19	ECU * (CBSSN)	W	41-28	42,906
10/26	at Temple * (ESPN2)	W	63-21	29,949
11/2	Houston * (ESPN2)	W	44-29	41,361
11/8	at Tulsa * (ESPN2)	L	34-31	16,331
11/23	at Tulane * (CBSSN)	W	34-31	21,032
11/29	South Florida * (ESPN)	W	34-7	45,216
12/23	vs. Marshall ^ (ESPN)	W	48-25	33,539

* American Athletic Conference Game

^ Bad Boy Mowers Gasparilla Bowl

2020

• In a season shortened due to the COVID-19 pandemic, UCF went 6-3 in the regular season with wins over Georgia Tech, Houston, and rival South Florida. The Knights earned their fifth consecutive bowl berth, a program record, playing in the Boca Raton Bowl. UCF ranked second in the nation with a new program record of 568.1 yards of offense per game. The defense also led the nation with 13 fumble recoveries. Nine Knights earned All-AAC honors, including Richie Grant, who was a unanimous selection and a first-team honoree for the third straight season. Grant was also a finalist for the Jim Thorpe Award and along with Marlon Williams earned honorable mention All-America accolades from Phil Steele. Williams was also named a third-team All-American by Pro Football Focus. Matthew Lee received freshman All-American honors from The Athletic. Following the season, a program-record five players were selected in the NFL Draft, as Grant went in the second round, Aaron Robinson was picked in the third, Jacob Harris was selected in the fourth, Tay Gowan went in the sixth, and Tre Nixon was picked up in the seventh round.

2020 NCAA FBS (6-4, 5-3) Coach: Josh Heupel

				%
9/19	at Georgia Tech (ABC)	W	49-21	11,000
9/26	at ECU * (ABC)	W	51-28	350
10/3	Tulsa * (ESPN2)	L	34-26	8,874
10/17	at Memphis * (ABC)	L	50-49	10,554
10/24	Tulane * (ESPN2)	W	51-34	9,148
10/31	at Houston * (ESPN+)	W	44-21	8,630
11/14	Temple * (ESPN)	W	38-13	8,768
11/21	Cincinnati * (#7) (ESPN)	L	36-33	10,668
11/27	at South Florida * (ESPN)	W	58-46	8,801
12/22	vs. BYU ^ (#13) (ESPN)	L	49-23	6,000

* American Athletic Conference Game

^ Roofclaim.com Boca Raton Bowl


% Attendance reduced at all stadiums due to COVID-19 pandemic



Year	Head Coach	Division	Record	Conference Record	Conference Finish	Postseason
1979	Don Jonas	NCAA III	6-2			
1980	Don Jonas	NCAA III	4-4-1			
1981	Don Jonas	NCAA III	4-6			
1982	Sam Weir !	NCAA II	0-10			
1983	Lou Saban	NCAA II	5-6			
1984	Lou Saban*	NCAA II	1-6			
1984	Jerry Anderson !	NCAA II	1-3			
1985	Gene McDowell	NCAA II	4-7			
1986	Gene McDowell	NCAA II	6-5			
1987	Gene McDowell	NCAA II	9-4			NCAA Division II Playoffs
1988	Gene McDowell	NCAA II	6-5			
1989	Gene McDowell	NCAA II	7-3			
1990	Gene McDowell	FCS	10-4			NCAA FCS Playoffs
1991	Gene McDowell	FCS	6-5			
1992	Gene McDowell	FCS	6-4			
1993	Gene McDowell	FCS	9-3			NCAA FCS Playoffs
1994	Gene McDowell	FCS	7-4			
1995	Gene McDowell	FCS	6-5			
1996	Gene McDowell	FBS	5-6			
1997	Gene McDowell	FBS	5-6			
1998	Mike Kruczek	FBS	9-2			
1999	Mike Kruczek	FBS	4-7			
2000	Mike Kruczek	FBS	7-4			
2001	Mike Kruczek	FBS	6-5			
2002	Mike Kruczek	FBS	7-5	6-2 (MAC)	2nd - East Division	
2003	Mike Kruczek #	FBS	3-7	2-4 (MAC)		
2003	Alan Gooch !	FBS	0-2	0-2 (MAC)	5th - East Division	
2004	George O'Leary	FBS	0-11	0-8 (MAC)	7th - East Division	
2005	George O'Leary	FBS	8-5	7-1 (C-USA)	1st - East Division	Sheraton Hawaii Bowl
2006	George O'Leary	FBS	4-8	3-5 (C-USA)	4th - East Division	
2007	George O'Leary	FBS	10-4	7-1 (C-USA)	1st - East Division \$	AutoZone Liberty Bowl
2008	George O'Leary	FBS	4-8	3-5 (C-USA)	T-4th - East Division	
2009	George O'Leary	FBS	8-5	6-2 (C-USA)	2nd - East Division	St. Petersburg Bowl
2010	George O'Leary	FBS	11-3	7-1 (C-USA)	1st - East Division \$	AutoZone Liberty Bowl
2011	George O'Leary	FBS	5-7	3-5 (C-USA)	T-4th - East Division	
2012	George O'Leary	FBS	10-4	7-1 (C-USA)	T-1st - East Division	Beef 'O' Brady's Bowl
2013	George O'Leary	FBS	12-1	8-0 (American)	1st \$	Tostitos Fiesta Bowl
2014	George O'Leary	FBS	9-4	7-1 (American)	T-1st \$	Bitcoin St. Petersburg Bowl
2015	George O'Leary &	FBS	0-8	0-4 (American)		
2015	Danny Barrett !	FBS	0-4	0-4 (American)	6th - East Division	
2016	Scott Frost	FBS	6-7	4-4 (American)	3rd - East Division	AutoNation Cure Bowl
2017	Scott Frost	FBS	13-0	8-0 (American)	1st - East Division \$	Chick-fil-A Peach Bowl
2018	Josh Heupel	FBS	12-1	8-0 (American)	1st - East Division \$	PlayStation Fiesta Bowl
2019	Josh Heupel	FBS	10-3	6-2 (American)	2nd - East Division	Bad Boy Mowers Gasparilla Bowl
2020	Josh Heupel	FBS	6-4	5-3 (American)	T-3rd	Roofclaim.com Boca Raton Bowl

Totals 42 Years 271-217-1

- * Resigned before the season ended
 # Relieved of coaching duties before season's end
 & Retired before the season ended
 ! Interim coach
 \$ Conference champions

**Don Jonas**


Three Seasons
 1979-81
 Overall: 14-12-1 (.537)
 Home: 11-6-1 (.639)
 Away: 3-6 (.333)

**Sam Weir**

One Season
 1982
 Overall: 0-10 (.000)
 Home: 0-6 (.000)
 Away: 0-4# (.000)

**Lou Saban**

One-Plus Seasons
 1983-84
 Overall: 6-12 (.333)
 Home: 3-6 (.333)
 Away: 3-6 (.333)

**Jerry Anderson**

Four Games
 1984
 Overall: 1-3 (.250)
 Home: 1-1 (.500)
 Away: 0-2 (.000)

**Gene McDowell**

13 Seasons
 1985-97
 Overall: 86-61 (.585)
 Home: 67-21 (.761)
 Away: 19-40 (.322)

**Mike Kruczek**

Five-Plus Seasons
 1998-03
 Overall: 36-30 (.545)
 Home: 24-6 (.800)
 Away: 12-24 (.333)

**Alan Gooch**

Two Games
 2003
 Overall: 0-2 (.000)
 Home: 0-2 (.000)
 Away: 0-0 (.000)

**George O'Leary**

11-Plus Seasons
 2004-15
 Overall: 81-68 (.544)
 Home: 46-24 (.657)
 Away: 35-44# (.443)

**Danny Barrett**

Four Games
 2015
 Overall: 0-4 (.000)
 Home: 0-2 (.000)
 Away: 0-2 (.000)

**Scott Frost**

Two Seasons
 2016-17
 Overall: 19-7 (.731)
 Home: 10-3 (.769)
 Away: 9-4# (.692)

**Josh Heupel**

Three Seasons
 2018-20
 Overall: 28-8 (.778)
 Home: 16-2 (.889)
 Away: 12-6# (.667)

**Gus Malzahn**

First Season
 2021-Present
 Overall: 0-0 (.000)
 Home: 0-0 (.000)
 Away: 0-0 (.000)

Totals42 years; 489 games

Overall: 271-217-1 (.555)

Home: 178-79-1 (.693)

Away: 93-138# (.403)

neutral site games included



*(All-Time Homecoming Record: 26-12)*

11/8/80	Albany	L, 27-28	14,022
11/7/81	Hampden-Sydney	W, 17-0	8,391
10/30/82	West Georgia	L, 7-41	9,257
10/1/83	Valdosta State	W, 20-0	12,777
10/27/84	Austin Peay	L, 21-24	12,225
10/26/85	Stephen F. Austin	L, 24-59	11,263
10/25/86	Wofford	L, 28-31	23,760
10/24/87	N.W. Missouri St.	W, 45-3	15,208
10/15/88	S. Conn. St.	W, 24-16	22,439
10/28/89	Liberty	W, 33-30	15,095
11/10/90	Slippery Rock	W, 24-21	16,208
11/2/91	Savannah State	L, 31-33	13,188
11/7/92	Buffalo	W, 63-21	9,067
10/16/93	Western Illinois	W, 35-17	12,857
10/22/94	Troy	L, 38-39	27,003
11/4/95	Bethune-Cookman	W, 38-7	16,002
11/2/96	Illinois State	W, 42-15	17,639
11/15/97	Eastern Michigan	W, 27-10	39,433
11/14/98	Ball State	W, 37-14	31,412
10/30/99	Eastern Michigan	W, 31-6	27,845
10/21/00	ULM	W, 55-0	25,093
10/20/01	ULM	W, 38-6	23,001
10/26/02	Akron	W, 28-17	19,799
10/25/03	Central Michigan	W, 31-13	20,523
11/6/04	Ohio	L, 16-17 (OT)	20,498
11/5/05	Houston	W, 31-29	32,635
11/4/06	East Carolina	L, 10-23	31,414
11/3/07	Marshall	W, 47-13	46,103
11/8/08	Southern Miss	L, 6-17	41,652
11/14/09	Houston	W, 37-32	36,776
10/23/10	Rice	W, 41-14	38,151
10/29/11	Memphis	W, 41-0	37,683
11/3/12	SMU	W, 42-17	36,036
11/9/13	Houston	W, 19-14	44,665
10/25/14	Temple	W, 34-14	39,554
10/17/15	Houston	L, 10-59	28,350
10/15/16	Temple	L, 25-26	38,299
10/14/17	ECU	W, 63-21	40,287
11/10/18	Navy	W, 35-24	44,738
10/19/19	ECU	W, 41-28	42,906
10/24/20	Tulane	W, 51-34	9,148*

**attendance capacity reduced due to COVID-19 pandemic*

Spirit Splash

One of the most unique homecoming traditions in the nation, every year the UCF student body rushes into the reflection pond on campus, reaching to the sky for flying rubber ducks that are thrown out into the crowd by football players, coaches, and other important guests at Spirit Splash. The national champion UCF cheerleading team, KnightMoves, Knightro, and plenty of other student-athletes are in attendance to get the crowd going year after year on homecoming weekend.



**AKRON (4-5)**

10/6/84	L	26-21
9/27/86*	L	20-17
9/16/00*	L	35-24
11/3/01	W	57-17
10/26/02	W	28-17
10/18/03*	L	38-24
10/16/04	L	26-21
8/30/12* (Thur.)	W	56-14
8/29/13 (Thur.)	W	38-7

ALABAMA (1-0)

10/28/00*	W	40-38
-----------	---	-------

ALABAMA A&M (0-2)

10/17/81*	L	23-15
10/16/82	L	31-10

ALBANY (0-1)

11/8/80	L	28-27
---------	---	-------

ARIZONA STATE (0-1)

9/7/2002*	L	46-13
-----------	---	-------

ARKANSAS (0-1)

11/10/01*	L	27-20
-----------	---	-------

ARKANSAS STATE (1-1)

10/5/91*	W	31-20
12/17/16^	L	31-13

AUBURN (1-3)

9/27/97*	L	41-14
11/7/98*	L	10-6
11/6/99*	L	28-10
1/1/18^ (Mon.)	W	34-27

AUSTIN PEAY (2-1)

10/29/83*	W	10-7
10/27/84	L	24-21
10/28/17	W	73-33

BALL STATE (2-2)

9/21/96*	L	31-10
11/14/98	W	37-14
11/13/04*	L	21-17
12/21/12^ (Fri.)	W	38-17

BAYLOR (1-0)

1/1/14^ (Wed.)	W	52-42
----------------	---	-------

BETHUNE-COOKMAN (11-5)

11/21/81	L	24-20
10/9/82	L	40-21
11/26/83	L	31-22
9/1/84	L	43-22
9/7/85	W	39-37
9/6/86	W	26-14
9/5/87	W	17-9
9/2/88 (Fri.)	W	29-21
9/1/89 (Fri.)	L	23-15
9/15/90*	W	42-9
9/28/91	W	32-6
9/12/92	W	28-3
10/23/93*	W	34-14
9/17/94	W	48-17
11/4/95	W	38-7
9/20/14	W	41-7

BOSTON COLLEGE (1-1)

9/20/08*	L	34-7
9/10/11	W	30-3

BOWLING GREEN (2-1)

11/16/96	W	27-17
9/26/98*	W	38-31
11/20/99	L	33-30

BYU (1-2)

9/23/11* (Fri.)	L	24-17
10/9/14 (Thur.)	W	31-24 (OT)
12/22/20^ (Tue.)	L	49-23

BUFFALO (7-1)

11/7/92	W	63-21
11/13/93	W	42-7
11/19/94	W	48-0
11/9/02*	W	45-21
10/4/03	W	19-10
10/2/04*	L	48-20
9/19/09	W	23-17
9/18/10*	W	24-10

CARSON-NEWMAN (2-2)

9/13/80&	FW	30-21
11/6/82	L	36-17
11/5/83*	L	35-14
9/9/95	W	35-21

CATAWABA (1-0)

11/1/80	W	14-12
---------	---	-------

CENTRAL MICHIGAN (1-0)

10/25/03	W	31-13
----------	---	-------

CHARLESTON SOUTHERN (1-0)

9/3/11	W	62-0
--------	---	------

CINCINNATI (3-3)

10/31/15*	L	52-7
11/12/16	W	24-3
10/7/17*	W	51-23
11/17/18	W	38-13
10/4/19* (Fri.)	L	27-24
11/21/20	L	36-33

CLEMSON (0-1)

9/1/01*	L	21-13
---------	---	-------

UCONN (5-2)

10/26/13	W	62-17
11/1/14*	L	37-29
10/10/15	L	40-13
10/22/16*	W	24-16
11/11/17	W	49-24
8/30/17* (Thur.)	W	56-17
9/28/19	W	56-21

EAST CAROLINA (9-10)

9/21/91	L	47-25
9/18/93*	L	41-17
11/12/94*	L	23-20
9/28/96*	L	28-7
10/29/05*	W	30-20
11/4/06	L	23-10
10/6/07*	L	52-38
11/2/08 (Sun.)	L	13-10 (OT)
9/26/09*	L	19-14
10/30/10	W	49-35
11/19/11*	L	38-31
10/4/12 (Thur.)	W	40-20
12/4/14* (Thur.)	W	32-30
11/19/15 (Thur.)	L	44-7
10/1/16*	W	47-29
10/14/17	W	63-21
10/20/18*	W	37-10
10/19/19	W	41-28
9/26/20*	W	51-28

EASTERN ILLINOIS (2-0)

9/12/98	W	48-0
10/2/99	W	31-21

EASTERN KENTUCKY (3-7)

11/13/82	L	26-14
10/13/84*	L	37-14
10/19/85	L	28-21
10/18/86*	L	51-24
9/26/87	L	23-16
11/12/88*	L	35-31
11/11/89	W	20-19
9/8/90*	L	24-12
8/31/95 (Thur.)	W	40-32
10/14/00	W	34-7

EASTERN MICHIGAN (3-1)

11/15/97	W	27-10
10/30/99	W	31-6
9/30/00*	W	31-10
11/8/03*	L	19-13

ELIZABETH CITY (1-1)

9/19/81	L	14-9
9/2/83 (Fri.)	W	37-7

ELON (1-0)

9/19/87	W	34-10
---------	---	-------

EMORY & HENRY (1-1)

11/3/79*	L	28-14
11/15/80	W	18-14

EAST TENNESSEE STATE (2-0)

9/24/88*	W	23-17
10/7/89	W	34-0

FLORIDA (0-2)

9/11/99*	L	58-27
9/9/06*	L	42-0

FLORIDA A&M (1-1)

11/14/87*	L	19-14
8/29/19 (Thu.)	W	62-0

FLORIDA ATLANTIC (3-0)

9/13/03	W	33-29
9/21/18 (Fri.)	W	56-36
9/7/19 *	W	48/14

FLORIDA INTERNATIONAL (4-2)

9/17/11*	L	17-10
9/15/12	W	33-20
9/6/13* (Fri.)	W	38-0
9/3/15 (Thur.)	L	15-14
9/24/16*	W	53-14
8/31/17 (Thur.)	W	61-17

FLORIDA STATE (0-1)

9/23/95*	L	46-14
----------	---	-------

FORT BENNING (1-0)

9/29/79	W	7-6
---------	---	-----

FORT LAUDERDALE (1-0)

10/20/79*	W	14-0
-----------	---	------

FORT LEWIS (1-0)

11/19/83	W	59-28
----------	---	-------

FURMAN (0-2)

11/10/84*	L	42-6
9/19/15	L	16-15

GARDNER-WEBB (1-0)

9/5/92	W	71-21
--------	---	-------

GEORGIA (1-1)

9/25/99*	L	24-23
12/31/10^ (Fri.)	W	10-6

GEORGIA SOUTHERN (1-10)

9/11/82*	L	16-9
9/10/83*	W	33-29
9/15/84	L	42-28
11/9/85*	L	35-18
8/18/86	L	33-23
10/3/87*	L	34-32
10/29/88	L	31-17
10/21/89*	L	31-17
10/20/90	L	38-17
12/8/90*	L	44-7
10/26/91*	L	20-6

GEORGIA TECH (1-3)

10/26/96*	L	27-20
9/18/99*	L	41-10
9/2/00*	L	21-17
9/19/20*	W	49-21

GRAND VALLEY STATE (1-0)

10/31/87	W	67-3
----------	---	------

HAMPDEN-SYDNEY (1-0)

11/7/81	W	17-0
---------	---	------

HAWAII (0-1)

10/21/95*	L	45-14
-----------	---	-------

HOUSTON (7-3)

11/5/05	W	31-29
10/28/06*	L	51-31
11/14/09	W	37-32
11/5/10* (Fri.)	W	40-33
11/9/13	W	19-14
10/2/14* (Thur.)	W	17-12
10/24/15	L	59-10
10/29/16	L	31-24
11/2/19	W	44-29
10/31/20*	W	44-21

IDAHO (1-0)

9/20/97	W	41-10
---------	---	-------

ILLINOIS STATE (3-1)

10/20/84	W	28-24
9/28/85*	L	48-21
10/1/94*	W	27-26
11/2/96	W	42-15

INDIANA (PA.) (1-0)

11/28/87	W	12-10
----------	---	-------

INDIANA STATE (0-1)

11/3/84*	L	38-0
----------	---	------

JAMES MADISON (1-1)

9/7/91*	L	49-31
11/14/92	W	41-37

KANSAS STATE (0-1)

9/25/10*	L	17-13
----------	---	-------

KENT STATE (2-2)

10/4/97*	W	59-43
11/16/02	W	32-6
9/27/03*	L	36-16
11/23/04 (Tue.)	L	41-24

**KENTUCKY STATE (1-0)**

9/29/90 W 49-0

LIBERTY (8-3)

11/7/87 W 42-21
11/5/88* L 24-7
10/28/89 W 33-30
11/3/90 W 28-6
11/9/91* W 31-26
10/31/92* L 31-28
11/6/93 W 55-19
10/29/94* W 49-24
10/14/95 L 7-6
10/13/01 W 63-0
10/28/02 W 48-17

LOUISIANA (4-0)

10/24/98* W 42-10
11/24/01 W 31-0
10/1/05* W 24-21
9/29/07 W 37-19

LOUISIANA-MONROE (4-3)

9/8/84* L 49-21
10/15/94* W 33-16
10/28/95* W 34-14
10/19/96 L 39-38
11/1/97* L 45-41
10/21/00 W 55-0
10/20/01 W 38-6

LSU (0-1)1/1/19^a (Tue.) L 40-32**LOUISIANA TECH (3-1)**

11/20/93* W 38-16
9/5/98* W 64-30
10/23/99 L 46-35
11/4/00* W 20-16

LOUISVILLE (1-1)

11/2/85* L 42-21
10/18/13* (Fri.) W 38-35

MAINE (2-0)

9/3/94* W 28-6
11/18/95 W 37-17

MARSHALL (9-3)

9/20/02* (Fri.) L 26-21
11/19/03 (Wed.) L 21-7
10/30/04* L 20-3
9/24/05 W 23-13
10/4/06* (Wed.) W 23-22
11/3/07 W 47-13
11/15/08* W 30-14
11/01/09 (Sun.) W 21-20
10/13/10* (Wed.) W 35-14
10/8/11 W 16-6
10/27/12* W 54-17
12/23/19^a W 48-25

MARYLAND (1-1)

9/17/16 L 30-24
9/23/17* W 38-10

MARYVILLE (1-0)

10/13/79 W 10-7

MCNEESE STATE (1-1)

9/25/93 W 22-3
9/30/95* L 49-7

MEMPHIS (13-2)

9/22/90* L 37-28
10/8/05 W 38-17
11/11/06* W 26-24
9/22/07 W 56-20
11/22/08* W 28-21
10/03/09 W 32-14
11/27/10* W 37-17
10/29/11 W 41-0
10/20/12* W 35-17
10/5/13* W 24-17
9/30/17 W 40-13
12/2/17^s W 62-55 (OT)
10/13/18* W 31-30
12/1/18^s W 56-41
10/17/20* L 50-49

MIAMI (FLA.) (0-2)

10/11/08* L 20-14
10/17/09 L 27-7

MIAMI (OHIO) (1-2)

11/23/02* W 48-31
11/28/03 (Fri.) L 56-21
10/23/04* L 43-7

MICHIGAN (0-1)

9/10/16* L 51-14

MIDDLE TENNESSEE (1-0)

11/13/99* W 39-14

MILES (1-0-1)

11/4/80 T 11-11
10/3/81 W 6-0

MILLERSVILLE (1-1)

11/14/81 L 27-9
11/16/91 W 52-6

MILLSAPS (1-1)

9/27/80 L 8-7
9/26/81* W 13-6

MISSISSIPPI (0-1)

8/30/97* L 24-23 (OT)

MISSISSIPPI STATE (0-2)

10/25/97* L 35-28
12/29/07^a L 10-3

MISSOURI (0-2)

9/29/12 L 21-16
9/13/14* L 38-10

MOREHOUSE (1-0)

11/17/79 W 14-7

MORNINGSIDE (1-0)

11/21/87 W 24-7

MURRAY STATE (1-0)

10/4/86 W 38-25

NAVY (2-0)

10/21/17* W 31-21
11/10/18 W 35-24

NEBRASKA (0-1)

9/13/97* L 38-24

NEVADA (0-1)12/24/05^a L 49-48 (OT)**NEW HAVEN (0-1)**

10/8/88 L 31-23

NEW MEXICO (1-1)

9/14/96* L 17-7
11/21/98 W 38-6

NEWBERRY (1-0)

9/23/89 W 30-3

NICHOLLS STATE (2-2)

10/23/82* L 60-10
11/12/83 L 37-14
10/17/92 W 42-18
10/16/99 W 28-0

NORTH ALABAMA (2-2)

10/18/80* L 28-3
9/24/83 L 47-20
10/1/88 W 35-33
9/30/89* W 17-16

NC STATE (1-2)

9/2/07* W 25-23
9/11/10 L 28-21
12/26/14^a (Fri.) L 34-27

NORTHERN ILLINOIS (1-2)

10/10/98 W 38-17
10/7/00* L 40-20
10/9/04 L 40-38

NORTHWESTERN STATE (1-0)

9/9/00 W 19-7

NW MISSOURI STATE (1-0)

10/24/87 W 45-3

OHIO (1-2)

11/30/02 W 42-32
10/11/03* L 28-0
11/6/04 L 17-16 (OT)

OHIO STATE (0-1)

9/8/12* L 31-16

PENN STATE (1-3)

8/31/02* L 27-24
9/18/04* L 37-13
9/14/13* W 34-31
8/30/14 (Ireland) L 26-24

PITTSBURGH (1-2)

10/13/06 (Fri.) L 52-7
9/29/18 W 45-14
9/21/19* L 35-34

PRESBYTERIAN (0-2)

10/27/79* L 48-0
9/12/81 L 3-0

PURDUE (0-2)

9/19/98* L 35-7
9/4/99 L 47-13

RICE (3-1)

11/19/05* W 31-28
10/21/06 L 40-29
10/24/09* W 49-7
10/23/10 W 41-14

RICHMOND (0-1)

10/15/83* L 31-26

RUTGERS (1-1)

12/19/09^a L 45-24
11/21/13 (Thur.) W 41-17

SAMFORD (8-3)

11/30/85 W 35-14
11/15/86 W 66-7
10/6/90* W 37-16
10/12/91 L 13-6
11/21/92* L 20-13
10/9/93 W 48-17
10/8/94* L 36-35
10/7/95 W 41-14
10/12/96 W 38-6
10/11/97 W 52-7
9/05/09 W 28-24

SAVANNAH STATE (3-2)

10/11/80* L 44-0
10/10/81 W 47-13
11/23/85 W 31-7
10/10/87 W 36-26
11/2/91 L 33-31

SLIPPERY ROCK (1-0)

11/10/90 W 24-21

UNIV. OF THE SOUTH (1-0)

11/10/79 W 24-0

SOUTH CAROLINA (0-5)

9/7/96* L 33-14
9/6/97* L 33-31
9/1/05* (Thur.) L 24-15
9/28/13 L 28-25
9/26/15* L 31-14

SOUTH CAROLINA STATE (3-0)

8/31/08 W 17-0
9/3/16 W 38-0
9/8/18 W 38-0

SOUTH DAKOTA (1-0)

9/4/10 W 38-7

SOUTH FLORIDA (6-6)

9/17/05* L 31-14
9/16/06 L 24-17
10/13/07* L 64-12
9/6/08 L 31-24 (OT)
11/29/13 (Fri.) W 23-20
11/28/14* (Fri.) W 16-0
11/26/15 (Thur.) L 44-3
11/26/16* L 48-31
11/24/17 (Fri.) W 49-42
11/23/18* (Fri.) W 38-10
11/29/19 (Fri.) W 34-7
11/27/20* (Fri.) W 58-46

SOUTHEASTERN LOUISIANA (1-2)

9/18/82 L 24-14
9/17/83* L 58-24
9/13/85 (Fri.) W 27-21

SO. CONNECTICUT STATE (1-0)

10/15/88 W 24-16

SOUTHERN ILLINOIS (1-0)

10/27/90 W 49-14

**SMU (8-1)**

11/17/07*	W	49-20
10/4/08	W	31-17
12/4/10 \$	W	17-7
10/15/11*	L	38-17
11/3/12	W	42-17
12/7/13*	W	17-13
11/22/14	W	53-7
11/4/17*	W	31-24
10/6/18	W	48-20

SOUTHERN MISS (2-6)

10/15/05*	L	52-31
9/26/06 (Tue.)	L	19-14
10/28/07* (Sun.)	W	34-17
11/8/08	L	17-6
9/12/09*	L	26-19
11/13/10	L	31-21
11/12/11*	L	30-29
10/13/12	W 38-31 (2OT)	

ST. LEO (2-0)

9/22/79*	W	21-0
9/20/80	W	55-0

STANFORD (1-1)

9/12/15*	L	31-7
9/14/19	W	45-27

STEPHEN F. AUSTIN (0-1)

10/26/85	L	59-24
----------	---	-------

SYRACUSE (0-3)

9/8/01*	L	21-10
11/2/02	L	38-35
9/20/03*	L	38-14

TEMPLE (6-2)

11/16/13*	W	39-36
10/25/14	W	34-14
10/17/15*	L	30-16
10/15/16	L	26-25
11/18/17*	W	45-19
11/1/18 (Thur.)	W	52-40
10/26/19*	W	63-21
11/14/20	W	38-13

TEXAS (0-2)

9/15/07	L	35-32
11/07/09*	L	35-3

TEXAS SOUTHERN (2-0)

11/18/89	W	49-12
11/17/90	W	63-6

TEXAS STATE (0-2)

9/29/84*	L	39-13
10/5/85	L	48-12

TOLEDO (2-1)

11/22/97	W	34-17
10/4/98*	W	31-24
10/19/02	L	27-24

TROY (3-6)

12/5/87	L	31-10
9/17/88	W	26-18
9/16/89*	L	20-6
9/1/90	W	16-10
8/3/91	W	21-10
9/19/92	L	20-16
10/30/93*	L	29-15
10/22/94	L	39-38
11/11/95	L	28-17

TULANE (8-2)

9/22/01*	W	36-29
10/21/05 (Fri.)	W	34-24
11/18/06*	L	10-9
11/21/09	W	49-0
11/20/10*	W	61-14
10/18/14	W	20-13
10/3/15*	L	45-31
11/5/16	W	37-6
11/23/19*	W	34-31
10/24/20	W	51-34

TULSA (3-9)

12/3/05 \$	L	44-27
10/20/07	W	44-23
12/1/07 \$	W	44-25
10/26/08* (Sun.)	L	49-19
11/3/11 (Thur.)	L	24-17
11/17/12*	L	23-21
12/1/12*\$	L 33-27 (OT)	
11/14/14 (Fri.)	W	31-7
11/7/15*	L	45-30
11/19/16	L	35-20
11/8/19* (Fri.)	L	34-31
10/3/20	L	34-26

UAB (8-2)

11/9/96*	W	35-13
10/6/01	W	24-7
11/12/05*	W	27-21
11/25/06	W	31-22
11/10/07*	W	34-17
11/29/08	L	15-0
11/28/09*	W	34-27
10/6/10 (Wed.)	W	42-7
10/20/11* (Thur.)	L	26-24
11/24/12	W	49-24

UTAH STATE (0-1)

10/27/01	L	30-27
----------	---	-------

UTEP (3-1)

11/24/07	W	36-20
9/27/08*	L	58-13
11/25/11 (Fri.)	W	31-14
11/10/12*	W	31-24

VALDOSTA STATE (5-3)

10/2/82*	L	13-7
10/1/83	W	20-0
9/20/86	W	10-7
10/22/88*	L	48-19
9/9/89	W	35-14
9/14/91*	W	12-0
9/11/93	W	35-30
9/10/94	L	31-14

VMI (1-1)

9/25/82*	L	69-0
11/1/86*	W	38-9

VILLANOVA (1-0)

9/2/06	W	35-16
--------	---	-------

VIRGINIA TECH (0-3)

11/11/00	L	44-21
9/29/01*	L	46-14
8/31/03* (Sun.)	L	49-28

WEST GEORGIA (3-2)

10/31/81*	L	20-6
10/30/82	L	41-7
9/13/86	W	34-21
10/17/87	W	52-14
9/10/88	W	33-14

WEST VIRGINIA (0-2)

11/1/03*	L	36-18
9/11/04	L	45-20

WESTERN KENTUCKY (2-2)

9/22/84*	W	35-34
10/12/85	L	47-17
10/24/92*	L	50-36
9/24/94	W	59-45

WESTERN MICHIGAN (1-0)

10/12/02*	W	31-27
-----------	---	-------

WESTERN ILLINOIS (2-0)

9/26/92*	W	35-22
10/16/93	W	35-17

WICHITA STATE (0-1)

10/11/86*	L	9-6
-----------	---	-----

WILLIAM & MARY (3-0)

12/1/90	W	52-38
8/29/96 (Thur.)	W	39-33
9/23/00	W	52-7

WISCONSIN (0-1)

9/4/04*	L	34-6
---------	---	------

WOFFORD (0-1)

10/25/86	L	31-28
----------	---	-------

YALE (1-0)

10/2/93	W	42-28
---------	---	-------

YOUNGSTOWN STATE (2-1)

11/24/90*	W	20-17
11/27/93*	L	56-30
10/31/98	W	44-32

*Away game

^ Bowl

\$ League Title Game

& later forfeited



	W	L	T	PF	PA	FIRST	LAST
Akron	4	5	0	286	200	1984	2013
Alabama	1	0	0	40	38	2000	2000
Alabama A&M	0	2	0	25	54	1981	1982
Albany	0	1	0	27	28	1980	1980
Arizona State	0	1	0	13	46	2002	2002
Arkansas	0	1	0	20	27	2001	2001
Arkansas State	1	1	0	44	51	1991	2016
Auburn	1	3	0	64	106	1997	2017
Austin Peay	2	1	0	104	64	1983	2017
Ball State	2	2	0	102	82	1996	2012
Baylor	1	0	0	52	42	2013	2013
Bethune-Cookman	11	5	0	474	305	1981	2014
Boston College	1	1	0	37	37	2008	2011
Bowling Green	2	1	0	95	83	1996	1999
Buffalo	7	1	0	284	134	1992	2010
BYU	1	2	0	71	97	2011	2020
Carson-Newman	2	2	0	87	122	1980	1995
Catawba	1	0	0	14	12	1980	1980
Central Michigan	1	0	0	31	13	2003	2003
Charleston Southern	1	0	0	62	0	2011	2011
Cincinnati	3	3	0	177	154	2015	2020
Clemson	0	1	0	13	21	2001	2001
Connecticut	5	2	0	289	172	2013	2019
East Carolina	9	10	0	555	530	1991	2020
Eastern Illinois	2	0	0	79	21	1998	1999
Eastern Kentucky	3	7	0	221	267	1982	2000
Eastern Michigan	3	1	0	102	45	1997	2003
Elizabeth City	1	1	0	46	21	1980	1983
Elon	1	0	0	34	10	1987	1987
Emory & Henry	1	1	0	32	42	1979	1980
East Tennessee State	2	0	0	57	17	1988	1989
Florida	0	2	0	27	100	1999	2006
Florida A&M	1	1	0	76	19	1987	2019
Florida Atlantic	3	0	0	137	79	2003	2019
Florida International	4	2	0	209	83	2011	2017
Florida State	0	1	0	14	46	1995	1995
Fort Benning	1	0	0	7	6	1979	1979
Fort Lauderdale	1	0	0	14	0	1979	1979
Fort Lewis	1	0	0	59	28	1983	1983
Furman	0	2	0	21	58	1984	2015
Gardner-Webb	1	0	0	71	21	1992	1992
Georgia	1	1	0	33	30	1999	2010
Georgia Southern	1	10	0	207	353	1982	1991
Georgia Tech	1	3	0	96	110	1996	2020
Grand Valley State	1	0	0	67	3	1987	1987
Hampden-Sydney	1	0	0	17	0	1981	1981
Hawaii	0	1	0	14	46	1995	1995
Houston	7	3	0	297	311	2005	2020
Idaho	1	0	0	41	10	1997	1997
Illinois State	3	1	0	118	113	1984	1996
Indiana (Pa.)	1	0	0	12	10	1987	1987
Indiana State	0	1	0	0	38	1984	1984
James Madison	1	1	0	72	86	1991	1992
Kansas State	0	1	0	13	17	2010	2010
Kent State	2	2	0	131	126	1997	2004
Kentucky State	1	0	0	49	0	1990	1990
Liberty	8	3	0	390	205	1987	2002
Louisiana	4	0	0	134	50	1998	2007
Louisiana-Monroe	4	3	0	260	169	1984	2001
LSU	0	1	0	32	40	2019	2019
Louisiana Tech	3	1	0	157	108	1993	2000
Louisville	1	1	0	59	77	1985	2013
Maine	2	0	0	65	23	1994	1995
Marshall	9	3	0	328	201	2002	2019
Maryland	1	1	0	62	40	2016	2017
Maryville	1	0	0	10	7	1979	1979
McNeese State	1	1	0	29	52	1993	1995
Memphis	13	2	0	583	373	1990	2020
Miami (Fla.)	0	2	0	21	47	2008	2009
Miami (Ohio)	1	2	0	76	130	2002	2004
Michigan	0	1	0	14	51	2016	2016
Middle Tennessee	1	0	0	39	14	1999	1999
Miles	1	0	1	17	11	1980	1981

	W	L	T	PF	PA	FIRST	LAST
Millersville	1	1	0	61	33	1981	1991
Millsaps	1	1	0	20	14	1980	1981
Mississippi	0	1	0	23	24	1997	1997
Mississippi State	0	2	0	31	45	1997	2007
Missouri	0	2	0	26	59	2012	2014
Morehouse	1	0	0	14	7	1979	1979
Morningside	1	0	0	24	7	1987	1987
Murray State	1	0	0	38	25	1986	1986
Navy	2	0	0	66	45	2017	2018
Nebraska	0	1	0	24	38	1997	1997
Nevada	0	1	0	48	49	2005	2005
New Haven	0	1	0	23	31	1988	1988
New Mexico	1	1	0	45	23	1996	1998
Newberry	1	0	0	30	3	1989	1989
Nicholls State	2	2	0	94	115	1982	1999
North Alabama	2	2	0	75	124	1980	1989
NC State	1	2	0	73	85	2007	2014
Northern Illinois	1	2	0	96	97	1998	2004
NW Missouri State	1	0	0	45	3	1987	1987
Northwestern State	1	0	0	19	7	2000	2000
Ohio	1	2	0	58	77	2002	2004
Ohio State	0	1	0	16	31	2012	2012
Penn State	1	3	0	95	121	2002	2014
Pittsburgh	1	2	0	86	101	2006	2018
Presbyterian	0	2	0	0	14	1979	1981
Purdue	0	2	0	20	82	1998	1999
Rice	3	1	0	158	82	2005	2010
Richmond	0	1	0	26	31	1983	1983
Rutgers	1	1	0	65	62	2009	2013
Samford	8	3	0	381	160	1985	2009
Savannah State	3	2	0	145	123	1980	1991
Slippery Rock	1	0	0	24	21	1990	1990
Univ. of the South	1	0	0	24	0	1979	1979
South Carolina	0	5	0	99	149	1996	2015
South Carolina State	3	0	0	93	0	2008	2018
South Dakota	1	0	0	38	7	2010	2010
South Florida	6	6	0	319	367	2005	2020
SE Louisiana	1	2	0	65	108	1982	1985
Southern Conn. State	1	0	0	24	16	1988	1988
Southern Illinois	1	0	0	49	14	1990	1990
SMU	8	1	0	305	163	2007	2018
Southern Miss	2	6	0	192	213	2005	2012
St. Leo	2	0	0	76	0	1979	1980
Stanford	1	1	0	52	58	2015	2019
Stephen F. Austin	0	1	0	24	59	1985	1985
Syracuse	0	3	0	59	97	2001	2003
Temple	6	2	0	312	199	2013	2020
Texas	0	2	0	35	70	2007	2009
Texas Southern	2	0	0	112	18	1989	1990
Texas State	0	2	0	25	87	1984	1985
Toledo	2	1	0	89	68	1997	2002
Troy	3	6	0	201	234	1987	2001
Tulane	8	2	0	362	206	2001	2020
Tulsa	3	9	0	337	376	2005	2020
UAB	8	2	0	300	179	1996	2012
Utah State	0	1	0	27	30	2001	2001
UTEP	3	1	0	111	116	2007	2012
Valdosta State	5	3	0	152	143	1982	1994
Villanova	1	0	0	35	16	2006	2006
VMI	1	1	0	38	78	1982	1986
Virginia Tech	0	3	0	63	136	2000	2003
West Georgia	3	2	0	132	110	1981	1988
West Virginia	0	2	0	38	81	2003	2004
Western Kentucky	2	2	0	147	176	1984	1994
Western Illinois	2	0	0	70	39	1992	1993
Western Michigan	1	0	0	31	27	2002	2002
Wichita State	0	1	0	6	9	1986	1986
William & Mary	3	0	0	143	78	1990	2000
Wisconsin	0	1	0	6	34	2004	2004
Wofford	0	1	0	28	31	1986	1986
Yale	1	0	0	42	28	1993	1993
Youngstown State	2	1	0	94	67	1990	1998

**RUSHING.....Yards/Carries**

1979.... Mike Stapp	444/131
1980.... Mike Stapp	319/94
1981.... John Muldoon	396/88
1982.... Raul Perez	105/31
1983.... Elgin Davis	786/156
1984.... Robert Ector	514/110
1985.... Aaron Sam	545/128
1986.... Aaron Sam	648/108
1987.... Mark Giacone	510/117
1988.... Gil Barnes	471/119
1989.... Mark Giacone	410/90
1990.... Mark Giacone	923/167
1991.... Willie English	1,338/236
1992.... Gerod Davis	1,154/183
1993.... Willie English	848/165
1994.... Marquette Smith	1,058/194
1995.... Marquette Smith	1,566/274
1996.... Mike Grant	339/90
1997.... Mike Grant	565/132
1998.... Mike Grant	503/110
1999.... Edward Mack	461/86
2000.... Corey Baker	417/91
2001.... Alex Haynes	690/140
2002.... Alex Haynes	1,038/204
2003.... Alex Haynes	774/183
2004.... Alex Haynes	854/215
2005.... Kevin Smith	1,178/249
2006.... Kevin Smith	934/206
2007.... Kevin Smith	2,567/450
2008.... Brynn Harvey	519/125
2009.... Brynn Harvey	1,109/261
2010.... Ronnie Weaver	890/186
2011.... Brynn Harvey	574/126
2012.... Latavius Murray	1,106/198
2013.... Storm Johnson	1,139/213
2014.... William Stanback	697/189
2015.... C.J. Jones	339/93
2016.... Jawon Hamilton	495/139
2017.... Adrian Killins Jr.	790/122
2018.... Greg McCrae	1,182/133
2019.... Otis Anderson	726/113
2020.... Greg McCrae	758/149

RUSHING TOUCHDOWNS.....TDs

1979.... Mike Cullison	3
1980.... Mike Cullison, Turner Davis	2
1981.... John Muldoon, Vincent Lewis	2
1982.... Dana Thyhsen	2
1983.... Elgin Davis	9
1984.... Elgin Davis	2
1985.... Aaron Sam	6
1986.... Elgin Davis	7
1987.... Robert Ector	7
1988.... Gil Barnes	8
1989.... Willie English	5
1990.... Willie English	13
1991.... Willie English	13
1992.... Gerod Davis	10
1993.... Willie English	9
1994.... Darin Hinshaw	7
1995.... Marquette Smith	14
1996.... Mike Huff	6
1997.... Mike Grant	12
1998.... Daunte Culpepper	12
1999.... Edward Mack, Omari Howard	5
2000.... Edward Mack	5
2001.... Alex Haynes	9
2002.... Alex Haynes	8
2003.... Alex Haynes	5
2004.... Alex Haynes	5
2005.... Kevin Smith	9
2006.... Kevin Smith	7
2007.... Kevin Smith	29
2008.... Latavius Murray	3
2009.... Brynn Harvey	14
2010.... Latavius Murray, Ronnie Weaver	11

2011.... Jeff Godfrey	9
2012.... Latavius Murray	15
2013.... Storm Johnson	14
2014.... William Stanback	10
2015.... Nick Patti	2
2016.... Dontravious Wilson	8
2017.... Adrian Killins Jr.	10
2018.... Greg McCrae	10
2019.... Bentavious Thompson	8
2020.... Greg McCrae	10

RECEIVING.....Yards/Receptions

1979.... Mike Williams	245/26
1980.... Bobby Joe Plain	308/25
1980.... Jeff Froehlich	275/26
1981.... Jim Taylor	553/33
1982.... Jim Rountree	424/28
1983.... Glenn McCombs	474/32
1984.... Glenn McCombs	471/42
1984.... Ted Wilson	483/28
1985.... Ted Wilson	1,119/76
1986.... Ted Wilson	767/50
1987.... Bernard Ford	1,180/68
1988.... Sean Beckton	1,030/74
1989.... Sean Beckton	512/38
1990.... Sean Beckton	698/48
1991.... Bret Cooper	668/42
1992.... David Rhodes	1,002/51
1993.... David Rhodes	1,159/78
1994.... David Rhodes	1,075/62
1995.... Gerod Davis	331/35
1995.... Reginald Doster	350/25
1996.... Mark Nonsant	925/60
1997.... Siaha Burley	1,106/77
1998.... Siaha Burley	1,142/88
1999.... Charles Lee	1,133/87
2000.... Tyson Hinshaw	1,089/89
2001.... Tavirius Davis	722/47
2002.... Doug Gabriel	1,237/75
2003.... Tavaris Capers	585/67
2004.... Luther Huggins	585/42
2005.... Brandon Marshall	1,195/74
2006.... Mike Sims-Walker	1,178/90
2007.... Rocky Ross	658/50
2008.... Brian Watters	594/42
2009.... A.J. Guyton	572/44
2009.... Kamar Aiken	610/36
2010.... Brian Watters	651/47
2011.... Quincy McDuffie	482/43
2011.... J.J. Worton	531/41
2012.... J.J. Worton	594/44
2012.... Rannell Hall	631/35
2013.... Rannell Hall	886/57
2014.... Breshad Perriman	1,044/50
2015.... Tre'Quan Smith	724/52
2016.... Tre'Quan Smith	853/57
2017.... Tre'Quan Smith	1,171/59
2018.... Gabriel Davis	815/53
2019.... Gabriel Davis	1,241/72
2020.... Marlon Williams	1,039/71

RECEIVING TOUCHDOWNS.....TDs

1979.... Bobby Joe Plain	5
1980.... Jeff Froehlich	3
1981.... Jim Taylor	2
1982.... Mike Collier, Jim Taylor	2
1983.... Jeff Froehlich	4
1984.... Ted Wilson	5
1985.... Ted Wilson	12
1986.... Bernard Ford	8
1987.... Bernard Ford	13
1988.... Arnell Spencer	7
1989.... Shawn Jefferson	4
1990.... Sean Beckton, Shawn Jefferson	7
1991.... Bret Cooper	8
1992.... Bret Cooper	14
1993.... David Rhodes	15

1994.... David Rhodes	11
1995.... Rufus Hall	3
1996.... Mark Nonsant	7
1997.... Siaha Burley	7
1998.... Siaha Burley	8
1999.... Kenny Clark	6
2000.... Tyson Hinshaw	13
2001.... Doug Gabriel	9
2002.... Doug Gabriel	11
2003.... Tavaris Capers	7
2004.... Tavaris Capers	4
2005.... Brandon Marshall	11
2006.... Mike Sims-Walker	7
2007.... Kamar Aiken	5
2008.... Brian Watters, Kyhmest Williams	3
2009.... Kamar Aiken	9
2010.... Jason Newsome, A.J. Guyton	3
2011.... J.J. Worton	4
2012.... J.J. Worton	5
2013.... J.J. Worton	7
2014.... Breshad Perriman	9
2015.... Tre'Quan Smith	4
2016.... Tre'Quan Smith	5
2017.... Tre'Quan Smith	13
2018.... Gabriel Davis	7
2019.... Gabriel Davis	12
2020.... Marlon Williams	10

PASSING.....ATT/CMP/YD

1979.... Mike Cullison	168/92/904
1980.... Mike Cullison	203/101/1,039
1981.... Mike McCrary	146/61/845
1982.... Dana Thyhsen	210/87/1,425
1983.... Dana Thyhsen	295/155/2,058
1984.... Dana Thyhsen	270/138/1,766
1985.... Tony Lanham	169/97/1,268
1986.... Darin Slack	249/117/1,799
1987.... Darin Slack	420/219/3,054
1988.... Shane Willis	398/239/2,926
1989.... Shane Willis	177/107/1,166
1990.... Ron Johnson	96/57/793
1991.... Ron Johnson	152/80/1,056
1992.... Darin Hinshaw	302/161/2,505
1993.... Darin Hinshaw	322/192/2,645
1994.... Darin Hinshaw	342/187/2,801
1995.... Daunte Culpepper	294/168/2,071
1996.... Daunte Culpepper	314/187/2,565
1997.... Daunte Culpepper	381/238/3,086
1998.... Daunte Culpepper	402/296/3,690
1999.... Vic Penn	455/262/3,078
2000.... Ryan Schneider	286/177/2,334
2001.... Ryan Schneider	357/204/2,923
2002.... Ryan Schneider	430/265/3,770
2003.... Ryan Schneider	281/194/1,949
2004.... Steven Moffett	229/147/1,721
2005.... Steven Moffett	375/223/2,925
2006.... Kyle Israel	166/108/1,420
2007.... Kyle Israel	298/174/2,173
2008.... Rob Calabrese	165/65/664
2009.... Brett Hodges	329/197/2,438
2010.... Jeff Godfrey	238/159/2,159
2011.... Jeff Godfrey	232/160/1,898
2012.... Blake Bortles	399/251/3,059
2013.... Blake Bortles	382/259/3,581
2014.... Justin Holman	392/223/2,952
2015.... Justin Holman	250/127/1,379
2016.... McKenzie Milton	336/194/1,983
2017.... McKenzie Milton	395/265/4,037
2018.... McKenzie Milton	289/171/2,663
2019.... Dillon Gabriel	398/236/3,653
2020.... Dillon Gabriel	413/248/3,570

**PASSING TOUCHDOWNSTDs**

1979.... Mike Cullison.....	8
1980.... Mike Cullison.....	10
1981.... Mike McCrary.....	4
1982.... Dana Thyhsen.....	6
1983.... Dana Thyhsen.....	19
1984.... Dana Thyhsen.....	16
1985.... Tony Lanham.....	13
1986.... Darin Slack.....	12
1987.... Darin Slack.....	28
1988.... Shane Willis.....	13
1989.... Rudy Jones.....	5
1990.... Ron Johnson.....	11
1991.... Darin Hinshaw.....	8
1992.... Darin Hinshaw.....	24
1993.... Darin Hinshaw.....	28
1994.... Darin Hinshaw.....	26
1995.... Daunte Culpepper.....	12
1996.... Daunte Culpepper.....	19
1997.... Daunte Culpepper.....	25
1998.... Daunte Culpepper.....	28
1999.... Vic Penn.....	16
2000.... Ryan Schneider.....	21
2001.... Ryan Schneider.....	17
2002.... Ryan Schneider.....	31
2003.... Ryan Schneider.....	13
2004.... Steven Moffett.....	9
2005.... Steven Moffett.....	22
2006.... Steven Moffett.....	8
2007.... Kyle Israel.....	15
2008.... Rob Calabrese.....	7
2009.... Brett Hodges.....	17
2010.... Jeff Godfrey.....	13
2011.... Blake Bortles.....	6
2012.... Blake Bortles.....	25
2013.... Blake Bortles.....	25
2014.... Justin Holman.....	23
2015.... Justin Holman.....	7
2016.... McKenzie Milton.....	10
2017.... McKenzie Milton.....	37
2018.... McKenzie Milton.....	25
2019.... Dillon Gabriel.....	29
2020.... Dillon Gabriel.....	32

SCORING Total Points

1979.... Bobby Joe Plain.....	30
1980.... Tom Hungerford.....	28
1981.... Scott Ryerson.....	62
1982.... Scott Ryerson.....	31
1983.... Elgin Davis.....	60
1984.... Ted Wilson.....	44
1985.... Ted Wilson.....	72
1986.... Ed O'Brien.....	80
1987.... Ed O'Brien.....	87
1988.... Gil Barnes.....	48
1989.... Franco Grilla.....	58
1990.... Franco Grilla.....	86
1991.... Willie English.....	78
1992.... Bret Cooper.....	90
1993.... Charlie Pierce.....	87
1994.... Charlie Pierce.....	89
1995.... Marquette Smith.....	84
1996.... Charlie Pierce.....	57
1997.... Mike Grant.....	84
1998.... Daunte Culpepper.....	72
1999.... Javier Beorlegui.....	61
2000.... Javier Beorlegui.....	81
2001.... Javier Beorlegui.....	65
2002.... Matt Prater.....	86
2003.... Matt Prater.....	53
2004.... Matt Prater.....	39
2005.... Matt Prater.....	80
2006.... Michael Torres.....	76
2007.... Kevin Smith.....	180
2008.... Darin Daly.....	26
2009.... Brynn Harvey.....	86
2010.... Nick Cattoi.....	80

2011.... Latavius Murray.....	60
2012.... Latavius Murray.....	114
2013.... Shawn Moffitt.....	112
2014.... Shawn Moffitt.....	81
2015.... Matthew Wright.....	56
2016.... Matthew Wright.....	90
2017.... Matthew Wright.....	119
2018.... Matthew Wright.....	110
2019.... Dylan Barnas.....	114
2020.... Daniel Obarski.....	82

ALL-PURPOSE Yards

1979.... Mike Stapp.....	545
1980.... Tim Kiggins.....	508
1981.... John Muldoon.....	662
1982.... Mike Collier.....	637
1983.... Elgin Davis.....	883
1984.... Ted Wilson.....	1,587
1985.... Ted Wilson.....	1,529
1986.... Bernard Ford.....	962
1987.... Bernard Ford.....	1,858
1988.... Sean Beckton.....	1,344
1989.... Shawn Jefferson.....	545
1990.... Mark Giaccone.....	1,303
1991.... Willie English.....	1,502
1992.... Gerod Davis.....	1,299
1993.... Mark Whittemore.....	1,602
1994.... Marquette Smith.....	1,122
1995.... Marquette Smith.....	1,605
1996.... Todd Cleveland.....	1,226
1997.... Siaha Burley.....	1,109
1998.... Siaha Burley.....	1,441
1999.... Charles Lee.....	1,135
2000.... Tyson Hinshaw.....	1,095
2001.... Alex Haynes.....	833
2002.... Doug Gabriel.....	1,921
2003.... Alex Haynes.....	1,038
2004.... Luther Huggins.....	1,113
2005.... Kevin Smith.....	1,222
2006.... Mike Sims-Walker.....	1,178
2007.... Kevin Smith.....	2,809
2008.... Joe Burnett.....	1,226
2009.... Brynn Harvey.....	1,192
2010.... Quincy McDuffie.....	1,067
2011.... Latavius Murray.....	860
2012.... Latavius Murray.....	1,337
2013.... Rannell Hall.....	1,696
2014.... Breshad Perriman.....	1,044
2015.... Tristan Payton.....	994
2016.... Adrian Killins Jr.....	974
2017.... Tre'Quan Smith.....	1,194
2018.... Adrian Killins Jr.....	1,398
2019.... Otis Anderson.....	1,391
2020.... Marlon Williams.....	1,045

PUNT RETURNS Yards/Returns

1979.... Tim Kiggins.....	71/8
1980.... Tim Kiggins.....	165/14
1981.... John Scargle.....	172/17
1982.... Glenn Whelpley.....	39/6
1983.... Ted Wilson.....	21/2
1984.... Ted Wilson.....	96/11
1985.... Neil Beasley.....	30/9
1986.... Neil Beasley.....	142/15
1987.... Sean Beckton.....	208/17
1988.... Keith Evans.....	68/17
1989.... Mike Dickinson.....	58/14
1990.... Mike Dickinson.....	223/32
1991.... Mike Dickinson.....	387/31
1992.... Mark Whittemore.....	53/10
1993.... Mark Whittemore.....	151/13
1994.... Mark Whittemore.....	216/20
1995.... Reginald Doster.....	96/12
1996.... Todd Cleveland.....	93/5
1997.... Todd Cleveland.....	183/22
1998.... Siaha Burley.....	293/21
1999.... Britt McGriff.....	82/10

2000.... Asante Samuel.....	275/25
2001.... Asante Samuel.....	165/19
2002.... Asante Samuel.....	233/19
2003.... Tavaris Capers.....	133/17
2004.... Tavaris Capers.....	187/18
2005.... Joe Burnett.....	463/28
2006.... Joe Burnett.....	132/11
2007.... Joe Burnett.....	331/31
2008.... Joe Burnett.....	378/26
2009.... A.J. Guyton.....	140/13
2010.... Josh Robinson.....	304/20
2011.... J.J. Worton.....	150/17
2012.... J.J. Worton.....	266/25
2013.... J.J. Worton.....	157/13
2014.... J.J. Worton.....	167/17
2015.... Chris Johnson.....	41/6
2016.... Chris Johnson.....	168/26
2017.... Mike Hughes.....	233/14
2018.... Otis Anderson.....	178/15
2019.... Otis Anderson.....	277/21
2020.... Amari Johnson.....	24/3

KICK RETURNS Yards/Returns

1979.... Charlie Ziegler.....	188/10
1980.... Tim Kiggins.....	335/19
1981.... John Muldoon.....	238/14
1982.... Mike Collier.....	266/14
1983.... Ted Wilson.....	732/25
1984.... Ted Wilson.....	952/40
1985.... Ted Wilson.....	388/20
1986.... Robert Ector.....	354/16
1987.... Bernard Ford.....	360/16
1988.... Shawn Jefferson.....	320/16
1989.... Cornelius Friendly.....	280/13
1990.... Pat Stewart.....	346/18
1991.... Mark Whittemore.....	679/33
1992.... Mark Whittemore.....	662/26
1993.... Mark Whittemore.....	591/26
1994.... Todd Cleveland.....	476/15
1995.... Mike Grant.....	421/19
1996.... Todd Cleveland.....	375/16
1997.... Todd Cleveland.....	401/19
1998.... Paul Miranda.....	644/25
1999.... Edward Mack.....	513/24
2000.... Asante Samuel.....	168/10
2001.... Luther Huggins.....	346/15
2002.... Doug Gabriel.....	632/31
2003.... Luther Huggins.....	653/26
2004.... Luther Huggins.....	528/24
2005.... Curtis Francis.....	430/23
2006.... Curtis Francis.....	434/21
2007.... Curtis Francis.....	643/22
2008.... Joe Burnett.....	745/26
2009.... Quincy McDuffie.....	944/39
2010.... Quincy McDuffie.....	869/27
2011.... Rannell Hall.....	714/23
2012.... Rannell Hall.....	350/18
2013.... Quincy McDuffie.....	582/17
2014.... Rannell Hall.....	689/29
2015.... Jordan Akins.....	363/15
2016.... Tristan Payton.....	726/30
2017.... Adrian Killins Jr.....	451/18
2018.... Mike Hughes.....	635/20
2019.... Adrian Killins Jr.....	306/14
2020.... Adrian Killins Jr.....	206/11
2020.... Ryan O'Keefe.....	240/11

**INTERCEPTIONS.....Number**

1979.... Tim Kiggins, Doug Gatewood.....	3
1980.... Tim Kiggins, Doug Gatewood.....	3
1981.... Bill Giovanetti, Bruce Gordon.....	4
1982.... Bill Giovanetti, Bruce Gordon.....	2
1983.... Atterberry, Kelly, Riddle.....	2
1984.... Curt Ashley.....	3
1985.... Reggie Edwards.....	4
1986.... Keith Evans.....	8
1987.... Corris Ervin.....	3
1988.... Keith Evans.....	4
1989.... Eric Buckley, Darryl Blanford, Jimmy Roberts.....	2
1990.... Ray Irvin.....	4
1991.... Bobby Spitulski, Steve Wright.....	4
1992.... Brian Crutcher.....	5
1993.... Richard Blake.....	4
1994.... Adrian Ellis, Lenard Hayes, Louis Lubin.....	2
1995.... Darryl Latimore.....	3
1996.... Kenton Rickerson.....	2
1997.... Reginald Doster, Kenton Rickerson, Mike Palmer, Darryl Latimore.....	2
1998.... Damian Demps, Paul Miranda.....	2
1999.... Justen Moore, Damian Demps, Jeff Fye, Ricot Joseph, Elliot Shorter.....	2
2000.... Davin Bush.....	3
2001.... Travis Fisher, Asante Samuel.....	2
2002.... Asante Samuel.....	4
2003.... Peter Sands, Antoine Poe.....	2
2004.... Mike Sims-Walker.....	3
2005.... Joe Burnett.....	5
2006.... Sha'reff Rashad.....	4
2007.... Joe Burnett, Johnell Neal.....	6
2008.... Sha'reff Rashad.....	5
2009.... Josh Robinson.....	6
2010.... Reggie Weams.....	5
2011.... Josh Robinson, Josh Linam, A.J. Bouye.....	2
2012.... Kemal Ishmael, A.J. Bouye.....	3
2013.... Brandon Alexander.....	3
2014.... Jacoby Glenn.....	7
2015.... Shaquill Griffin.....	2
2016.... Shaquill Griffin.....	4
2017.... Kyle Gibson, Mike Hughes.....	4
2018.... Richie Grant.....	6
2019.... Antwan Collier.....	4
2020.... Richie Grant.....	3

TACKLES.....Solo/Assists/Total

1979.... Bill Giovanetti.....	40/56/96
1980.... Bill Giovanetti.....	41/67/108
1981.... Eddie James.....	56/60/116
1982.... Bill Giovanetti.....	52/69/121
1983.... Darrell Rudd.....	79/71/150
1984.... Darrell Rudd.....	36/57/93
1985.... Victor Riddle.....	52/44/96
1986.... Wyatt Bogan.....	58/85/143
1987.... Jimmy Goodman.....	55/87/142
1988.... Wyatt Bogan.....	66/61/127
1989.... Larry Salazar.....	52/39/91
1990.... Rick Hamilton.....	83/28/111
1991.... Rick Hamilton.....	76/63/139
1992.... Rick Hamilton.....	88/61/149
1993.... Nakia Reddick.....	45/30/75
1994.... Travis Cooper.....	66/43/109
1995.... Nakia Reddick.....	60/30/90
1996.... John Bryant.....	74/45/119
1997.... Jermaine Benoit.....	58/47/105
1998.... Damian Demps.....	58/34/92
1999.... Damian Demps.....	44/28/72
2000.... Tito Rodriguez.....	80/41/121
2001.... Tito Rodriguez.....	100/43/143
2002.... Stanford Rhule.....	69/58/127
2003.... Peter Sands.....	70/43/113

2004.... Brandon Marshall.....	30/21/51
2005.... Jason Venson.....	66/17/85
2006.... Johnell Neal.....	47/19/66
2007.... Sha'reff Rashad.....	84/19/103
2008.... Jason Venson.....	60/22/82
2009.... Cory Hogue.....	59/44/103
2010.... Kemal Ishmael.....	57/36/93
2011.... Kemal Ishmael.....	39/42/81
2012.... Kemal Ishmael.....	68/56/124
2013.... Terrance Plummer.....	62/48/110
2014.... Terrance Plummer.....	53/46/99
2015.... Dominic Spencer.....	49/55/104
2016.... Mark Rucker.....	53/40/93
2017.... Pat Jasinski.....	46/58/104
2018.... Richie Grant.....	69/40/109
2019.... Nate Evans.....	69/43/112
2020.... Richie Grant.....	49/23/72

SACKS.....Number

1979.... Michael O'Shaughnessy.....	10
1980.... Michael O'Shaughnessy.....	12
1981.... Ed Gantner.....	2.5
1982.... Darrell Rudd.....	4
1983.... Darrell Rudd.....	7
1984.... Darrell Rudd.....	19.5
1985.... Eric Simpson.....	6
1986.... Keenan Wimbley.....	5
1987.... Keenan Wimbley.....	10.5
1988.... Bobby Spitulski.....	3
1989.... Parnell McCall.....	4
1990.... Bobby Spitulski.....	13
1991.... Bobby Spitulski, Bob Knott.....	5
1992.... Nelson, Ekiyor, Dix.....	5
1993.... Greg Jefferson.....	15
1994.... Greg Jefferson.....	8
1995.... Emil Ekiyor.....	4.5
1996.... Jermaine Benoit.....	8
1997.... Jermaine Benoit.....	10.5
1998.... Justen Moore.....	8
1999.... Troy Hardman.....	5
2000.... Elton Patterson.....	10
2001.... Elton Patterson.....	9
2002.... Elton Patterson.....	9.5
2003.... Antoine Poe.....	3
2004.... Paul Carrington.....	4
2005.... Paul Carrington.....	9
2006.... Leger Douzable.....	7
2007.... Leger Douzable.....	7.5
2008.... Bruce Miller.....	7
2009.... Bruce Miller.....	13
2010.... Bruce Miller, Darius Nall.....	8.5
2011.... Troy Davis.....	5
2012.... Troy Davis.....	8
2013.... Thomas Niles.....	4
2014.... Thomas Niles.....	7.5
2015.... Jamiyu Pittman.....	4.5
2016.... Shaquem Griffin.....	11.5
2017.... Shaquem Griffin.....	7.0
2018.... Titus Davis.....	6.5
2019.... Brendon Hayes.....	7.5
2020.... Kenny Turner.....	4.0

PUNTING.....Punts/Yards/Average

1979.... Brett Porche.....	39/1,376/35.3
1980.... Craig Turner.....	28/897/32.0
1981.... Doug Friedlander.....	40/1,676/37.2
1982.... Dana Thyhsen.....	39/1,425/36.5
1983.... Glenn McCombs.....	48/1,996/41.6
1984.... Glenn McCombs.....	52/2,127/40.9
1985.... Jim Hogan.....	41/1,492/36.4
1986.... Jim Hogan.....	48/1,892/38.6
1987.... Barrie Kee.....	37/1,351/36.5
1988.... Barrie Kee.....	50/1,933/38.7
1989.... Russ Salerno.....	41/1,403/34.2
1990.... Russ Salerno.....	44/1,504/34.2
1991.... Russ Salerno.....	24/856/35.7
1992.... Mike Nelson.....	46/1,798/39.1

1993.... Charlie Pierce.....	42/1,674/39.9
1994.... Charlie Pierce.....	37/1,448/39.1
1995.... Charlie Pierce.....	45/1,830/40.7
1996.... Charlie Pierce.....	49/2,159/44.1
1997.... Marek Butcher.....	49/2,149/43.9
1998.... Chad Downey.....	16/551/34.4
1999.... Javier Beorlegui.....	49/1,975/40.3
2000.... Javier Beorlegui.....	45/1,802/40.0
2001.... Javier Beorlegui.....	46/2,001/43.5
2002.... Ryan Flinn.....	40/2,673/41.8
2003.... Matt Prater.....	58/2,781/47.9
2004.... Aaron Horne.....	66/2,554/38.7
2005.... Aaron Horne.....	52/2,197/42.2
2006.... Aaron Horne.....	44/1,472/39.6
2007.... Blake Clingan.....	59/2,404/40.7
2008.... Blake Clingan.....	88/3,560/40.5
2009.... Blake Clingan.....	65/2,422/37.3
2010.... Blake Clingan.....	39/1,631/41.8
2011.... David Bohner.....	42/1,732/41.2
2012.... Jamie Boyle.....	60/2,434/40.6
2013.... Caleb Houston.....	41/1,732/42.2
2014.... Caleb Houston.....	54/2,103/38.9
2015.... Caleb Houston.....	65/2,874/44.2
2016.... Caleb Houston.....	74/3,117/42.1
2017.... Mac Loudermilk.....	46/2,822/39.6
2018.... Mac Loudermilk.....	47/2,042/43.4
2019.... Andrew Osteen.....	57/2,408/42.2
2020.... Andrew Osteen.....	40/1,756/43.9

FIELD GOALS.....Number/Percent

1979.... Tom Hungerford.....	2-4/50.0
1980.... Tom Hungerford.....	4-6/66.7
1981.... Scott Ryerson.....	18-29/62.1
1982.... Scott Ryerson.....	6-12/50.0
1983.... Scott Ryerson.....	8-13/61.5
1984.... Ed O'Brien.....	6-10/60.0
1985.... Ed O'Brien.....	11-20/55.0
1986.... Ed O'Brien.....	16-21/76.2
1987.... Ed O'Brien.....	20-30/66.7
1988.... Travis Allen.....	10-14/71.4
1989.... Franco Grilla.....	10-16/62.5
1990.... Franco Grilla.....	19-25/76.0
1991.... Franco Grilla.....	13-21/61.9
1992.... Franco Grilla.....	8-13/61.5
1993.... Charlie Pierce.....	15-19/78.9
1994.... Charlie Pierce.....	14-16/87.5
1995.... Charlie Pierce.....	10-15/66.7
1996.... Charlie Pierce.....	8-12/66.7
1997.... Fred Waczewski.....	13-16/81.3
1998.... Fred Waczewski.....	8-15/53.3
1999.... Javier Beorlegui.....	10-20/50.0
2000.... Javier Beorlegui.....	14-18/77.8
2001.... Javier Beorlegui.....	8-12/66.7
2002.... Matt Prater.....	14-21/66.7
2003.... Matt Prater.....	10-13/76.9
2004.... Matt Prater.....	9-14/64.3
2005.... Matt Prater.....	17-26/65.4
2006.... Michael Torres.....	17-24/70.8
2007.... Michael Torres.....	20-24/83.3
2008.... Nick Cattoi.....	4-6/66.7
..... Daren Daly.....	4-9/44.4
2009.... Nick Cattoi.....	14-20/70.0
2010.... Nick Cattoi.....	11-19/57.9
2011.... Nick Cattoi.....	10-15/66.7
2012.... Shawn Moffitt.....	10-14/71.4
2013.... Shawn Moffitt.....	21-23/91.3
2014.... Shawn Moffitt.....	17-23/73.9
2015.... Matthew Wright.....	13-17/76.5
2016.... Matthew Wright.....	17-22/77.3
2017.... Matthew Wright.....	13-18/72.2
2018.... Matthew Wright.....	12-14/85.7
2019.... Dylan Barnas.....	15-17/88.2
2020.... Daniel Obarski.....	12-17/70.6



Year	Total Offense			Rushing			Passing				1st		3rd		Pen.		Scoring	
	GP	Yds	YPG	Att.	Yds	YPG	TD	A-C-I	Pct.	Yds	YPG	TD	Dwn	Dwn %	Fum.	Yds	Points	PPG
DIVISION III																		
1979	8	1,884	235.5	283	853	106.6	6	190-104-19	54.7	1,031	128.9	8	106	-	24-11	57-611	104	13.0
1980	9	2,143	238.1	359	909	101.0	5	252-117-22	46.4	1,236	137.3	14	121	-	19-14	66-617	156	17.3
1981	10	2,687	268.7	424	1,374	137.4	6	253-99-17	39.1	1,313	131.3	4	134	-	24-12	53-451	142	14.2
DIVISION II																		
1982	10	2,351	235.1	285	334	33.4	5	382-158-25	41.1	2,017	201.7	6	138	-	35-14	56-630	109	10.9
1983	11	3,897	354.3	478	1,757	159.7	16	310-160-10	51.6	2,150	195.5	19	208	-	35-14	81-722	283	25.7
1984	11	3,449	313.5	404	1,378	125.2	6	352-172-23	48.9	2,071	188.3	18	176	-	27-13	65-717	209	19.0
1985	11	4,265	387.8	452	1,676	152.4	14	445-201-24	45.2	2,589	235.4	19	247	29.0	32-21	98-783	266	24.2
1986	11	4,305	391.3	412	1,794	163.1	16	359-175-20	48.7	2,511	228.3	19	214	-	21-11	91-778	310	28.2
1987	13	5,182	398.6	437	1,436	110.4	17	525-279-27	53.1	3,746	288.1	29	283	-	36-21	88-678	401	30.8
1988	11	4,304	391.3	364	1,090	99.1	16	432-255-14	59.0	3,214	292.2	16	219	-	27-11	109-863	267	24.3
1989	10	3,759	375.9	434	1,716	171.6	19	311-178-15	57.2	2,043	204.3	12	195	-	22-11	80-693	256	25.6
FOOTBALL CHAMPIONSHIP SUBDIVISION																		
1990	14	5,563	397.4	646	3,017	215.5	36	346-189-20	54.6	2,546	181.9	18	-	-	-	-	444	31.7
1991	11	4,345	395.0	451	1,903	173.0	18	329-169-16	51.4	2,442	222.0	13	218	39.4	31-19	105-825	278	25.3
1992	10	4,788	478.8	350	1,815	101.5	20	358-190-19	53.1	2,973	297.3	29	223	40.8	31-17	77-653	373	37.3
1993	12	5,091	424.3	482	2,229	162.7	20	402-225-19	56.0	3,139	261.6	29	258	46.3	28-16	100-861	413	34.4
1994	11	4,889	444.5	426	1,941	176.5	19	360-195-18	54.2	2,948	268.0	27	247	46.9	26-11	89-708	399	36.3
1995	11	4,199	381.7	495	1,995	181.4	22	309-177-10	57.3	2,204	200.4	13	233	38.9	21-14	83-643	283	25.7
FOOTBALL BOWL SUBDIVISION																		
1996	11	4,047	367.9	350	1,025	93.2	12	394-230-20	58.4	3,022	274.7	21	208	41.8	35-18	72-571	275	25.0
1997	11	4,588	417.1	356	1,401	127.4	21	394-243-10	61.7	3,187	289.7	26	220	40.1	13-7	96-745	374	34.0
1998	11	5,365	487.7	378	1,594	144.9	21	411-302-7	73.4	3,771	342.8	29	278	54.0	26-14	92-775	393	35.7
1999	11	4,589	417.2	371	1,430	130.0	17	472-268-11	58.6	3,159	287.2	16	251	39.0	29-13	101-827	277	25.2
2000	11	4,113	373.9	309	866	78.7	13	415-249-18	60.0	3,247	295.2	27	223	40.0	27-13	97-797	333	30.3
2001	11	4,497	408.8	335	1,106	100.5	20	407-230-12	56.5	3,391	308.3	21	234	42.0	22-12	110-892	333	30.3
2002	12	5,233	436.1	361	1,396	116.3	18	442-270-17	61.1	3,837	319.8	31	262	44.0	27-16	96-771	391	32.6
2003	12	3,837	319.8	360	1,175	97.9	11	406-250-19	61.6	2,662	221.8	16	204	30.0	29-15	104-868	224	18.7
2004	11	2,671	267.1	391	995	99.5	7	268-153-11	58.3	1,676	167.6	9	155	34.0	23-9	55-483	151	15.1
2005	13	5,217	401.3	557	2,172	167.1	18	394-233-9	59.1	3,045	234.2	24	280	40.0	21-11	97-823	373	28.7
2006	12	4,478	373.2	442	1,673	139.4	11	381-227-10	59.6	2,805	233.8	14	231	43.2	19-9	55-484	232	19.3
2007	14	5,763	411.6	670	3,287	234.8	41	346-198-12	57.2	2,476	176.9	15	293	38.7	29-15	74-665	502	35.9
2008	12	2,754	229.5	453	1,359	113.2	8	308-132-11	42.9	1,395	116.2	12	156	29.2	26-14	68-627	199	16.6
2009	13	4,431	340.8	480	1,697	130.5	20	379-223-13	58.8	2,734	210.3	21	249	37.9	15-7	52 -489	340	26.2
2010	14	5,236	374.0	602	2,626	187.6	36	296-191-11	64.5	2,610	186.4	16	290	51.0	21-8	71-566	449	32.1
2011	12	4,881	406.8	466	2,205	168.8	27	346-235-8	67.9	2,856	238.0	11	252	44.6	17-10	68-587	325	27.1
2012	14	5,703	407.4	527	2,545	181.8	33	412-257-7	62.4	3,158	225.6	28	301	48.9	13-8	60-507	496	35.4
2013	13	5,740	441.5	471	2,079	159.9	28	404-269-11	66.6	3,661	281.6	26	291	48.7	20-10	62-541	450	34.6
2014	13	4,727	363.6	526	1,668	128.3	19	416-233-15	56.0	3,059	235.3	23	266	41.5	23-14	76-706	365	28.1
2015	12	3,221	268.4	356	975	81.2	4	425-211-23	49.6	2,246	187.2	13	189	29.4	17-10	64-541	167	13.9
2016	13	4,561	350.8	527	1,835	141.2	25	448-244-9	54.5	2,726	209.7	14	249	29.7	26-16	91-729	374	28.8
2017	13	6,896	530.5	500	2,583	198.7	39	424-287-9	67.7	4,313	331.8	38	327	45.5	10-6	109-888	627	48.2
2018	13	6,795	522.7	594	3,448	265.2	43	392-224-7	57.1	3,347	257.5	29	347	50.3	16-7	97-848	562	43.2
2019	13	7,026	540.5	559	2,909	223.8	34	457-271-8	59.3	4,117	316.7	36	333	40.5	20-7	111-952	564	43.4
2020	10	5,681	568.1	444	2,107	210.7	23	415-249-4	60.0	3,574	357.4	32	283	48.8	12-6	92-748	422	42.2

- Single-Season Records in **Bold**



Total Offense				Rushing			Passing				1st		3rd		Pen.		Scoring	
Year	GP	Yds	YPG	Att.	Yds	YPG	TD	A-C-I	Pct.	Yds	YPG	TD	Dwn	Dwn %	Fum.	Yds	Points	PPG
DIVISION III																		
1979	8	1,803	225.4	386	1,183	147.9	11	135-30-16	44.4	620	77.5	1	112	-	23-10	54-549	96	12.0
1980	9	2,381	264.5	391	1,396	155.1	11	168-69-12	41.1	985	109.4	9	113	40.6	25-18	69-610	175	19.4
1981	10	2,875	287.5	460	1,665	166.5	9	237-102-20	43.0	1,210	121.0	5	156	-	31-22	71-837	130	13.0
DIVISION II																		
1982	10	4,260	426.0	546	2,536	253.6	29	217-110-6	50.7	1,724	172.4	15	200	-	40-24	106-921	356	35.6
1983	11	4,193	381.2	512	2,310	210.0	26	263-127-11	48.3	1,883	171.2	13	191	41.0	29-14	82-729	306	27.8
1984	11	4,787	435.2	549	2,407	218.8	30	291-155-11	53.5	2,380	216.4	19	242	-	28-14	87-742	398	36.2
1985	11	4,866	442.4	516	2,544	231.3	30	342-164-10	48.0	2,322	211.1	18	229	30.9	29-19	103-843	386	35.1
1986	11	3,700	336.4	515	1,842	167.5	12	284-136-17	47.9	1,858	168.9	12	190	35.9	27-10	77-721	227	20.6
1987	13	3,594	276.5	623	2,059	158.4	14	334-136-21	40.7	1,535	118.1	8	195	36.7	37-14	127-1,049	210	16.2
1988	11	4,048	368.0	435	2,133	193.9	21	254-133-16	52.4	1,915	174.1	14	197	37.2	24-16	78-620	288	26.2
1989	10	2,763	276.3	402	1,638	163.8	9	218-100-9	45.9	1,125	112.5	11	154	38.5	34-15	60-545	168	16.8
FOOTBALL CHAMPIONSHIP SUBDIVISION																		
1990	14	3,955	282.5	574	1,922	137.3	19	326-171-11	50.9	2,033	145.2	14	241	35.7	31-15	117-929	280	20.0
1991	11	3,727	338.8	457	1,613	146.6	14	287-147-18	51.2	2,114	192.2	14	201	36.3	21-10	84-722	230	20.9
1992	10	4,182	418.2	487	2,022	202.2	17	332-161-20	48.5	2,160	216.0	13	220	36.4	30-14	65-485	243	24.3
1993	12	4,294	357.8	470	1,470	122.5	21	402-233-18	58.0	2,824	235.3	13	251	37.6	28-18	82-706	277	23.1
1994	11	4,052	368.4	433	1,735	157.7	14	343-196-9	57.1	2,317	210.6	18	214	36.4	23-12	96-816	263	23.9
1995	11	3,956	359.6	448	2,088	189.8	23	257-136-9	52.9	1,868	169.8	9	203	38.3	34-22	76-615	280	25.5
FOOTBALL BOWL SUBDIVISION																		
1996	11	4,267	387.9	465	1,656	150.5	12	337-194-6	57.6	2,611	237.4	20	213	37.3	20-10	66-602	261	23.7
1997	11	4,333	393.9	408	1,446	131.5	21	369-213-11	57.7	2,887	262.5	20	225	41.2	19-10	51-532	303	27.5
1998	11	3,544	322.2	402	1,905	142.5	13	322-176-7	54.7	1,977	179.7	12	213	31.0	16-8	59-522	209	19.0
1999	11	4,111	373.7	376	1,306	118.7	13	389-228-11	58.6	2,805	255.0	24	223	39.0	22-11	86-733	318	28.9
2000	11	3,562	323.8	460	1,440	130.9	15	328-177-15	54.0	2,122	192.9	11	220	32.0	28-13	76-674	221	20.1
2001	11	3,381	307.4	405	1,423	129.4	15	324-180-7	55.6	1,958	178.0	6	187	37.0	31-15	77-617	204	18.5
2002	12	4,245	353.8	499	1,796	149.7	15	380-216-13	56.8	2,449	204.1	19	241	43.0	32-14	73-569	315	26.2
2003	12	4,833	402.8	552	2,229	191.6	26	318-208-5	65.4	2,534	211.2	19	264	40.0	19-7	80-711	373	31.1
2004	11	3,901	390.1	416	1,938	193.8	21	299-181-11	60.5	2,389	196.3	21	200	40.0	17-9	57-462	321	32.1
2005	13	5,466	420.5	477	2,326	178.9	25	419-248-19	59.2	3,140	241.5	23	280	39.0	21-13	79-616	373	28.7
2006	12	4,777	398.1	400	1,791	149.2	16	392-244-10	62.2	2,986	248.8	22	251	47.9	12-2	51-405	345	28.8
2007	14	5,130	366.4	497	1,864	133.1	15	528-290-24	54.9	3,266	233.3	26	272	38.3	16-4	84-749	372	26.6
2008	12	4,005	333.8	449	1,513	126.1	18	398-208-18	52.3	2,492	207.7	14	201	35.4	15-8	69-581	289	24.1
2009	13	4,557	350.5	416	1,076	82.8	12	455-281-12	61.8	3,481	267.8	20	245	42.3	31-16	72-554	293	22.5
2010	14	4,415	315.4	451	1,517	108.4	9	475-258-17	54.3	2,898	207.0	21	243	43.0	19-6	61-523	240	17.1
2011	12	3,640	303.3	347	1,306	108.8	9	385-208-9	54.0	2,334	194.5	12	188	31.5	13-6	51-412	220	18.3
2012	14	5,230	373.6	544	2,182	155.9	21	480-288-11	60.0	3,048	217.7	16	292	40.2	26-16	55-438	309	22.1
2013	13	4,706	362.0	400	1,592	122.5	21	479-272-14	56.8	3,114	239.5	13	248	41.2	21-12	92-745	277	21.3
2014	13	3,881	298.5	428	1,356	104.3	10	441-243-18	55.1	2,525	194.2	17	225	37.3	23-10	114-1,037	249	19.2
2015	12	5,569	464.1	495	2,390	199.2	24	356-233-4	65.4	3,179	264.9	31	267	47.5	15-9	87-776	452	37.7
2016	13	4,814	370.3	576	2,204	169.5	22	432-223-15	51.6	2,610	200.8	16	255	29.0	24-11	80-741	320	24.6
2017	13	5,563	427.9	498	2,078	159.8	16	471-261-20	55.4	3,485	268.1	24	280	40.8	17-12	108-967	329	25.3
2018	13	5,638	433.7	618	2,890	222.3	17	413-229-14	55.5	2,748	211.4	16	307	41.9	19-14	104-965	295	22.7
2019	13	4,499	346.1	546	2,383	146.6	14	439-230-13	52.4	2,593	199.5	17	262	29.3	15-8	102-895	299	23.0
2020	10	4,918	491.8	444	1,926	192.6	17	350-209-9	59.7	2,992	299.2	26	276	43.2	21-13	70-599	332	33.2
- Single-Season Records in Bold																		

- Single-Season Records in **Bold**



Year	Week	AP Poll	Votes	Coaches Poll	Votes	BCS/CFP
2010	11	25	74	23	99	--
	14	--	12	25	62	--
	15	--	63	24	143	25 (Final)
	Final	21	225	20	328	--
2013	9	21	345	25	151	23
	10	19	464	22	300	23
	11	19	472	21	340	21
	12	15	596	19	468	17
	13	17	535	20	446	18
	14	17	588	19	512	19
	15	15	621	17	572	16
	16	15	629	15	658	15 (Final)
	Final	10	959	12	865	--
2017	6	25	120	25	61	--
	7	22	274	21	273	--
	8	20	387	20	439	--
	9	18	500	17	561	--
	10	15	654	14	727	18
	11	14	736	12	854	18
	12	14	807	12	910	15
	13	13	833	12	915	15
	14	12	906	11	957	14
	15	10	983	10	986	12 (Final)
	Final	6	1248	7	1202	--
2018	Pre	21	312	23	259	--
	2	19	407	20	339	--
	3	18	494	18	438	--
	4	16	556	18	500	--
	5	13	727	14	705	--
	6	12	759	13	763	--
	7	10	917	0	932	--
	8	10	979	9	1034	--
	9	10	996	10	1008	--
	10	9	1014	9	1082	12
	11	11	1001	11	1054	12
	12	11	983	11	1042	11
	13	8	1064	9	1108	9
	14	7	1146	7	1200	8
	15	7	1158	7	1218	8 (Final)
	Final	11	898	12	876	--
2019	Pre	17	410	17	436	--
	1	18	445	17	513	--
	2	17	544	16	584	--
	3	15	703	16	697	--
	4	22	252	23	233	--
	5	18	352	19	308	--
	Final	24	78	24	72	--
2020	Pre	21	229	21	232	--
	1	14	632	13	414	--
	2	13	771	15	497	--
	3	11	743	12	577	--
	4	--	112	25	127	--



UCF rankings in the top 20 of NCAA team statistical categories since 1996, the year the Knights began competing in the NCAA Football Bowl Subdivision (FBS):

Total Offense

1998	7th	487.7
2002	11th	436.1
2017	5th	530.5
2018	5th	522.7
2019	2nd	540.5
2020	2nd	568.1

Rushing Offense

2007	9th	234.8
2018	8th	265.2
2019	19th	223.8

Passing Offense

1996	16th	274.7
1997	11th	289.7
1998	6th	342.8
1999	15th	287.2
2000	12th	295.2
2001	8th	308.3
2002	6th	319.8
2017	10th	331.8
2019	8th	316.8
2020	4th	357.4

Scoring Offense

1997	16th	34.0
1998	12th	35.7
2002	19th	32.6
2007	17th	35.9
2017	1st	48.2
2018	6th	43.2
2019	5th	43.5
2020	8th	42.2

Total Defense

2001	16th	307.4
2010	15th	315.4
2011	9th	303.3
2014	5th	298.5

Rushing Defense

2009	4th	82.8
2010	8th	108.4
2011	16th	108.8
2013	16th	122.5
2014	6th	104.3

Passing Defense

2001	15th	178.0
------	------	-------

Scoring Defense

2001	16th	18.6
2010	8th	17.1
2011	9th	18.3
2013	17th	21.3
2014	9th	19.2

First Downs

2017	9th	327
2018	5th	347
2019	8th	333
2020	7th	283

Passing Efficiency

2000	13th	138.52
2001	5th	149.47
2010	18th	148.97
2013	12th	158.50
2017	2nd	178.47
2019	15th	157.47
2020	18th	155.86

Passing Yards Per Completion

2017	9th	15.03
2018	9th	14.94
2019	8th	15.19
2020	17th	14.35

Pass Completion Percentage

2013	11th	.666
2017	5th	.677

Fewest Passes Had Intercepted

2012	19th	7
2020	17th	4

Net Punting

2001	11th	37.53
2003	2nd	41.93
2015	10th	40.87

Punt Returns

2005	4th	16.54
2006	8th	14.28
2008	11th	13.18
2010	12th	13.13
2017	6th	14.71

Kickoff Returns

2008	6th	24.94
2009	13th	24.79
2010	1st	27.78
2011	3rd	26.93
2012	12th	24.82
2014	3rd	26.58
2017	10th	24.83

Time of Possession

2013	20th	32:11
2014	19th	31:53

Passes Intercepted

2014	10th	18
2017	2nd	20

Red-Zone Defense

2013	13th	.737
2014	6th	.714
2018	11th	.750

Pass Efficiency Defense

2008	18th	126.08
2010	18th	112.98
2011	8th	110.53
2013	20th	114.50
2014	11th	107.76
2016	12th	107.65
2019	3rd	108.86

Sacks

2009	6th	2.92
2016	17th	2.92

Fewest Sacks Allowed

2017	5th	1.00
------	-----	------

Tackles For Loss

2008	3rd	8.17
2009	13th	7.23
2016	9th	7.9
2018	5th	8.2
2019	1st	9.0

Fewest Tackles for Loss Allowed

2018	17th	4.69
------	------	------

Fumbles Recovered

2012	5th	16
2013	15th	12
2017	13th	12
2018	3rd	14
2020	1st	13

Turnover Margin

2005	12th	.92
2009	17th	.62
2012	16th	.86
2017	2nd	1.31
2018	3rd	1.08
2020	5th	1.20

Turnovers Gained

2016	18th	26
2017	2nd	32
2018	6th	28
2020	6th	22

Fewest Turnovers Lost

2012	13th	15
2018	15th	14

Fewest Fumbles Lost

2017	20th	6
------	------	---

Third-Down Conversion Percentage

2012	12th	.489
2013	14th	.487
2017	15th	.455
2018	5th	.503
2020	11th	.487

Red Zone Offense

2016	12th	.914
2018	14th	.898

Third-Down Conversion Percentage Defense

2016	6th	.290
2019	5th	.293

Fourth-Down Conversion Percentage

2014	9th	.286
------	-----	------

Fewest Penalties Per Game

2012	13th	4.29
------	------	------

Fewest Yards Penalized Per Game

2012	10th	36.21
------	------	-------

Red-Zone Defense

2012	16th	.730
2016	2nd	.707

Fewest First Downs Defense

2014	18th	225
------	------	-----

Fewest Defensive TDs Allowed

2016	3rd	5
2017	8th	4
2018	17th	3
2019	12th	3



UCF players who have ranked in the top 20 of NCAA individual statistical categories since 1996, the year the Knights began competing in the NCAA Football Bowl Subdivision (FBS):

Rushing Yards Per Game

2007	1st	Kevin Smith	183.36
------	-----	-------------	--------

Rushing Yards Per Carry

2018	2nd	Greg McCrae	8.89
------	-----	-------------	------

Rushing TDs

2013	19th	Storm Johnson	14
------	------	---------------	----

Passing Efficiency

1997	15th	Daunte Culpepper	146.9
1998	3rd	Daunte Culpepper	170.2
2000	9th	Ryan Schneider	146.98
2002	4th	Ryan Schneider	151.62
2010	15th	Jeffrey Godfrey	154.31
2013	9th	Blake Bortles	163.4
2017	2nd	McKenzie Milton	179.3
2018	9th	McKenzie Milton	161.0
2019	13th	Dillon Gabriel	156.9
2020	16th	Dillon Gabriel	156.3

Passing Yards

2013	16th	Blake Bortles	3,581
2017	7th	McKenzie Milton	4,037
2019	13th	Dillon Gabriel	3,653
2020	5th	Dillon Gabriel	3,570

Passing Yards Per Game

2013	18th	Blake Bortles	275.5
2017	9th	McKenzie Milton	310.5
2018	18th	McKenzie Milton	266.3
2019	15th	Dillon Gabriel	281.0
2020	1st	Dillon Gabriel	357.0

Passing Yards Per Completion

2013	16th	Blake Bortles	13.83
2017	5th	McKenzie Milton	15.23
2018	3rd	McKenzie Milton	15.57
2019	4th	Dillon Gabriel	15.48
2020	12th	Dillon Gabriel	14.40

Passing Yards Per Attempt

2017	2nd	McKenzie Milton	10.22
2018	7th	McKenzie Milton	9.21
2019	8th	Dillon Gabriel	9.18
2020	17th	Dillon Gabriel	8.64

Pass Completions Per Game

1999	9th	Vic Penn	23.82
2020	7th	Dillon Gabriel	24.80

Passing TDs

2017	4th	McKenzie Milton	37
2019	17th	Dillon Gabriel	29
2020	4th	Dillon Gabriel	32

Completion Percentage

2013	10th	Blake Bortles	.678
2017	4th	McKenzie Milton	.671

Total Offense Per Game

1996	18th	Daunte Culpepper	242.45
1997	4th	Daunte Culpepper	320.36
1998	3rd	Daunte Culpepper	377.55
1999	12th	Vic Penn	295.09
2000	17th	Ryan Schneider	249.56
2001	19th	Ryan Schneider	261.73
2002	5th	Ryan Schneider	306.75
2017	4th	McKenzie Milton	357.7
2018	10th	McKenzie Milton	297.0
2019	19th	Dillon Gabriel	287.0
2020	2nd	Dillon Gabriel	373.9

Receptions Per Game

1997	6th	Siaha Burley	7.0
1998	5th	Siaha Burley	8.0
1999	6th	Charles Lee	7.91
2000	2nd	Tyson Hinshaw	8.09
2002	18th	Doug Gabriel	6.25
2006	3rd	Mike Walker	7.50
2020	3rd	Marlon Williams	8.9

Receiving Yards

2017	12th	Tre'Quan Smith	1,171
2019	12th	Gabriel Davis	1,241
2020	9th	Marlon Williams	1,039
2020	14th	Jaylon Robinson	979

Receiving Yards Per Game

1996	20th	Mark Nonsant	84.09
1997	10th	Siaha Burley	100.55
1998	14th	Siaha Burley	103.82
1999	9th	Charles Lee	103.0
2000	10th	Tyson Hinshaw	99.00
2002	10th	Doug Gabriel	103.08
2002	19th	Jimmy Fryzel	93.83
2006	t-5th	Mike Walker	98.17
2017	14th	Tre'Quan Smith	90.1
2019	8th	Gabriel Davis	103.4
2020	5th	Marlon Williams	129.9

Yards Per Reception

2014	6th	Breshad Perriman	20.88
2017	14th	Tre'Quan Smith	19.85
2020	17th	Ryan O'Keefe	19.55

Receiving TDs

2017	4th	Tre'Quan Smith	13
2019	12th	Gabriel Davis	12
2020	7th	Marlon Williams	10
2020	18th	Jacob Harris	8

All-Purpose Yards Per Game

2002	11th	Doug Gabriel	160.08
2007	5th	Kevin Smith	200.64

Total Points Scored

2017	16th	Matthew Wright	119
2018	18th	Matthew Wright	110

Scoring Per Game

2007	1st	Kevin Smith	12.86
2012	10th	Latavius Murray	10.36
2017	15th	Matthew Wright	9.2

Points Responsible For

2017	5th	McKenzie Milton	270
2018	15th	McKenzie Milton	204
2019	16th	Dillon Gabriel	200
2020	5th	Dillon Gabriel	212

Points Responsible For Per Game

2017	5th	McKenzie Milton	20.8
2018	5th	McKenzie Milton	20.4
2020	5th	Dillon Gabriel	21.2

Punting

1996	17th	Charlie Pierce	44.06
1997	14th	Marek Butcher	43.86
2003	1st	Matt Prater	47.95

Punt Returns

2005	6th	Joe Burnett	16.54
2008	10th	Joe Burnett	15.54
2010	9th	Josh Robinson	15.20
2018	10th	Otis Anderson	11.9
2019	6th	Otis Anderson	13.2

Punt Return TDs

2016	7th	Justin McDonald	1
2017	10th	Mike Hughes	1
2019	3rd	Otis Anderson	1

Kickoff Returns

2007	9th	Curtis Francis	29.23
2008	7th	Joe Burnett	28.65
2010	2nd	Quincy McDuffie	32.19
2011	5th	Rannell Hall	31.04
2012	1st	Quincy McDuffie	34.24
2014	11th	Rannell Hall	27.5
2017	4th	Mike Hughes	31.8

Kickoff Return TDs

2014	12th	Michael Easton	1
2016	8th	Adrian Killins Jr.	1
2017	5th	Mike Hughes	2

Combined Kick Return Yards

2017	10th	Mike Hughes	868
------	------	-------------	-----

Field Goals Per Game

2006	8th	Mike Torres	1.55
2007	t-19th	Mike Torres	1.54
2013	8th	Shawn Moffitt	1.62

Field Goal Percentage

2013	12th	Shawn Moffitt	.913
2018	15th	Matthew Wright	.857
2019	11th	Dylan Barnas	.882

Total Interceptions

2018	3rd	Richie Grant	6
2019	17th	Antwan Collier	4

Interceptions Per Game

2008	t-19th	Sha'reff Rashad	.42
2009	t-11th	Josh Robinson	.46
2014	4th	Jacoby Glenn	.5
2018	5th	Richie Grant	.5

Passes Defended Per Game

2013	9th	Jacoby Glenn	1.4
2014	8th	Jacoby Glenn	1.4
2016	5th	Shaquill Griffin	1.5

Sacks Per Game

2009	5th	Bruce Miller	1.00
2009	t-16th	Jarvis Geathers	.85
2016	12th	Shaquem Griffin	.88

Tackles For Loss Per Game

2008	t-17th	Bruce Miller	1.42
2009	t-18th	Bruce Miller	1.38
2016	13th	Shaquem Griffin	1.5

Forced Fumbles Per Game

2020	16th	Eriq Gilyard	0.33
------	------	--------------	------

Fumbles Recovered

2013	9th	Sean Maag	3
2015	7th	T.J. Mutcherson	3
2020	12th	Eriq Gilyard	2
2020	12th	Richie Grant	2



8

Daunte CULPEPPER

first-team all-american

CAREER STATS

Passing: 889 completions/1,391 attempts/
11,412 yards/84 TD

Rushing: 456 carries/1,020 yards/24 TD

HIGHLIGHTS

- Set more than 30 school records, including career marks for total offense (12,432 yards), passing yardage (11,412), touchdown passes (84) and career passing efficiency (146.72)
- In 1998, established an NCAA single-season completion percentage record at .736, breaking the 15-year old mark of .713 set by Steve Young
- Became only the third player in NCAA history to pass for more than 10,000 yards and rush for more than 1,000 yards in a career
- Guided the Knights to a 9-2 record as a senior in 1998
- Won the 1998 Sammy Baugh Trophy as the top quarterback in the nation

- Finished sixth in the 1998 Heisman Trophy balloting
- The Sports Network National Player of the Year (1998)
- The Sports Network All-America First Team (1998)
- *NFL Draft Report* Dream Team Player of the Year (1998)
- *NFL Draft Report* All-America First Team (1997, 1998)
- *Playboy* All-America selection (1998)
- *Football News* Independent Player of the Year (1998)
- Finalist for the Johnny Uitas Golden Arm Award (1998)
- Semifinalist for the Davey O'Brien National Quarterback Award (1997, 1998)
- Semifinalist for the *Football News* Offensive Player of the Year (1997, 1998)
- Florida Sports Hall of Fame Amateur Athlete of the Year (1997, 1998)
- *USA Today* Online Positive Performer (1998)
- American Football Coaches Association Good Works Team (1998)



19

Joe BURNETT

first-team all-american

CAREER STATS

Punt Returns: 96 returns/1,304 yards/3 TD

Kickoff Returns: 26 returns/745 yards/2 TD

HIGHLIGHTS

- As a senior, ranked in the top-10 nationally in both kickoff returns (7th, 28.7) and punt returns (10th, 14.5)
- Averaged 102.17 all-purpose yards per contest in 2008
- Had a pair of kickoff return touchdowns as a senior
- Holds the UCF and Conference USA career records with 1,304 punt return yards, a sum that ranks 19th in NCAA history
- Returned a program-record three punt returns for touchdowns
- Also finished career as UCF's leader in interceptions with 16

- ESPN.com All-America First Team (2008)
- *Sports Illustrated* All-America First Team (2008)
- Walter Camp All-America Second Team (2008)
- Conference USA Special Teams Player of the Year (2008)
- Eight-time first-team All-C-USA pick
- Football Writers Association of America Freshman All-America First Team (2005)
- CollegeFootballNews.com Freshman All-American (2005)
- Rivals.com Freshman All-America First Team (2005)
- *The Sporting News* Freshman All-America Third Team (2005)



24

Kevin SMITH

first-team all-american

Career Stats

Rushing: 905 carries/4,679 yards/45 TD

Highlights

- Established 17 school rushing records, including career bests for carries (905), yardage (4,679), touchdowns (45) and 100-yard games (22)
- Rushed for 2,567 yards in 2007, which at the time ranked second in NCAA Football Bowl Subdivision history behind Barry Sanders
- In 2007, established NCAA FBS single-season records with 450 rushes

- and 13 100-yard performances
- Finished his career with 4,679 yards, the most in the state of Florida's history
- Became the first player in the state of Florida history to rush for more than 2,000 yards in a season (2007)
- Guided the Knights to a pair of bowl game appearances and the 2007 Conference USA Championship
- 2007 Consensus All-America selection
- Associated Press All-America First Team (2007)
- CBSSports.com All-America First Team (2007)
- ESPN.com All-America First Team (2007)
- Football Writers Association of America All-America First Team (2007)
- *The Sporting News* All-America First Team (2007)
- SportsIllustrated.com All-America First Team (2007)
- Walter Camp All-America First Team (2007)
- Finished eighth in the Heisman Trophy balloting in 2007
- Charity Sports Dinner National Player of the Year (2007)
- Conference USA Offensive Player of the Year (2007)
- Conference USA Freshman of the Year (2005)



**American Athletic Conference****Offensive Player of the Year**

2018 – McKenzie Milton, QB
2017 – McKenzie Milton, QB
2013 – Blake Bortles, QB

Defensive Player of the Year

2016 – Shaquiem Griffin, LB
2014 – Jacoby Glenn, DB

Rookie of the Year

2015 – Tre'Quan Smith, WR

Coach of the Year

2017 – Scott Frost
2013 – George O'Leary

All-American Athletic Conference**First Team**

2020 – Jaylon Robinson, WR
2020 – Marlon Williams, WR
2020 – Cole Schneider, OL
2020 – Matthew Lee, OL
2020 – Richie Grant, DB
2019 – Gabriel Davis, WR
2019 – Jake Brown, OL
2019 – Richie Grant, DB
2018 – Jake Brown, OL
2018 – Nevelle Clarke, DB
2018 – Nate Evans, LB
2018 – Richie Grant, DB
2018 – Jordan Johnson, OL
2018 – McKenzie Milton, QB
2018 – Cole Schneider, OL
2017 – Jordan Atkins, TE
2017 – Aaron Evans, OL
2017 – Kyle Gibson, DB
2017 – Shaquem Griffin, LB
2017 – Mike Hughes, DB
2017 – Jordan Johnson, OL
2017 – Adrian Killins Jr., RB
2017 – McKenzie Milton, QB
2017 – Jamiyus Pittman, DL
2016 – Shaquem Griffin, LB
2014 – Clayton Geathers, DB
2014 – Jacoby Glenn, DB
2014 – Breshad Perriman, WR
2014 – Terrance Plummer, LB
2014 – William Stanback, RB
2013 – Blake Bortles, QB
2013 – Jacoby Glenn, DB
2013 – Storm Johnson, RB
2013 – Jordan McCray, OG
2013 – Justin McCray, OG
2013 – Terrance Plummer, LB

**All-American Athletic Conference
Second Team**

2020 – Dillon Gabriel, QB
2020 – Otis Anderson, RB
2020 – Aaron Robinson, DB
2019 – Cole Schneider, OL
2019 – Adrian Killins Jr., RB
2019 – Brendon Hayes, DL
2019 – Nate Evans, LB
2019 – Aaron Robinson, DB
2018 – Gabriel Davis, WR
2018 – Titus Davis, DL
2018 – Brendon Hayes, DL
2018 – Pat Jasinski, LB
2018 – Adrian Killins Jr., RB, KR
2018 – Wyatt Miller, OL
2018 – Matthew Wright, PK
2017 – Chequan Burkett, LB
2017 – Trysten Hill, DL
2017 – Mike Hughes, KR
2017 – Mac Loudermilk, P
2017 – Wyatt Miller, OL
2017 – Tre'Quan Smith, WR
2017 – Matthew Wright, PK
2016 – Shaquill Griffin, DB
2016 – Jamiyus Pittman, DL
2015 – Caleb Houston, P

2014 – Brandon Alexander, DB
2014 – Jaryl Mamea, DT
2014 – Thomas Niles, DE
2014 – Torrian Wilson, OT
2013 – Clayton Geathers, S
2013 – Chris Martin, OT
2013 – Shawn Moffitt, PK
2013 – William Stanback, RB
2013 – J.J. Worton, WR

**All-American Athletic Conference
Honorable Mention**

2020 – Lokahi Paule, OL
2019 – Otis Anderson, RB
2019 – Nevelle Clarke, DB
2019 – Tre Nixon, WR
2019 – Kenny Turnier, DL
2018 – Michael Colubiale, TE
2018 – Brandon Moore, DB
2016 – Drico Johnson, DB

Conference USA**Offensive Player of the Year**

2007 – Kevin Smith, TB (media)

Defensive Player of the Year

2012 – Kemal Ishmael, DB

2010 – Bruce Miller, DE

2009 – Bruce Miller, DE

Freshman of the Year

2010 – Jeff Godfrey, QB

2005 – Kevin Smith, TB

Special Teams Player of the Year

2012 – Quincy McDuffie, KR

2008 – Joe Burnett, PR/KR

Coach of the Year

2010 – George O'Leary

2007 – George O'Leary

(coaches, media)

2005 – George O'Leary

All-C-USA First Team

2012 – Troy Davis, DL
2012 – Kemal Ishmael, DB
2012 – Quincy McDuffie, KR
2012 – Latavius Murray, RB
2012 – Jordan Rae, OL
2012 – J.J. Worton, PR
2011 – Josh Robinson, DB
2011 – Rannell Hall, KR
2010 – Kemal Ishmael, DB
2010 – Quincy McDuffie, KR
2010 – Bruce Miller, DE
2010 – Jah Reid, OL
2010 – Josh Robinson, DB
2009 – Jarvis Geathers, DL
2009 – Cory Hogue, LB
2009 – Bruce Miller, DL
2009 – Jah Reid, OL
2008 – Joe Burnett, DB/KR/PR
2008 – Sha'reff Rashad, DB
2007 – Joe Burnett, DB/PR
(coaches, media)
2007 – Michael Buscemi, LS
(coaches, media)
2007 – Leger Douzable, DL
(coaches, media)
2007 – Josh Sittton, OL (media)
2007 – Kevin Smith, TB
(coaches, media)
2007 – Kyle Smith, OL (media)
2006 – Joe Burnett, PR
2006 – Mike Sims-Walker, WR
2005 – Joe Burnett, DB/PR
2005 – Paul Carrington, DE
2005 – Cedric Gagne-Marcoux, OL

All-C-USA Second Team

2012 – Blake Bortles, QB
2012 – A.J. Bouye, CB
2012 – Torrian Wilson, OL

2011 – Nick Pieschel, OL
2011 – Charley Hughlett, LS
2010 – Charley Hughlett, LS
2010 – Darius Nall, DE
2010 – Ronnie Weaver, RB
2009 – Josh Robinson, DB
2009 – Torell Troup, OL
2008 – Patrick Brown, OL
2008 – Bruce Miller, DL
2008 – Torell Troup, DL
2007 – Bruce Miller, DE (media)
2007 – Sha'reff Rashad, DB
(coaches, media)
2007 – Keith Shologan, DL
(coaches)
2007 – Josh Sittton, OL (coaches)
2007 – Kyle Smith, OL (coaches)
2006 – Joe Burnett, DB
2006 – Michael Buscemi, LS
2006 – Leger Douzable, DL
2006 – Kevin Smith, TB
2005 – Darcy Johnson, TE
2005 – Brandon Marshall, WR
2005 – Kevin Smith, TB
2005 – Mike Sims-Walker, WR

All-C-USA Third Team

2006 – Leger Douzable, DL (media)
2006 – Kevin Smith, TB (media)

C-USA Honorable Mention

2012 – Rannell Hall, WR
2012 – Jordan McCray, OL
2012 – Justin Tukes, TE
2011 – Theo Goins, OL
2011 – Jordan Rae, OL
2011 – Adam Nissley, TE
2011 – Victor Gray, DL
2011 – Kemal Ishmael, DB
2010 – Derrick Hallman, LB
2010 – Adam Nissley, TE
2010 – Nick Pieschel, OL
2010 – Brian Watters, WR
2010 – David Williams, DL
2010 – Josh Robinson, PR
2009 – Derrick Hallman, LB
2009 – Brynn Harvey, RB
2009 – Brett Hodges, QB
2009 – Charley Hughlett, SN
2009 – Lawrence Young, LB
2008 – Derrick Hallman, LB
2008 – Johnell Neal, DB
2008 – Jason Venson, DB
2008 – Lawrence Young, LB
2007 – Parick Brown, OL (coaches)
2007 – Mike Merritt, TE (coaches)
2007 – Bruce Miller, DE (coaches)
2007 – Michael Torres, PK
(coaches)
2007 – Curtis Francis, KR (coaches)
2007 – Jason Venson, DB (coaches)

C-USA All-Freshman Team

2012 – Deion Green, DL
2012 – Breshad Perriman, WR
2011 – Blake Bortles, QB
2011 – Torrian Wilson, OL
2011 – J.J. Worton, WR
2011 – Troy Gray, LB
2011 – Clayton Geathers, DB
2011 – Rannell Hall, KR
2010 – Jeff Godfrey, QB
2010 – Victor Gray, DL
2010 – Jordan McCray, OL
2010 – Justin McCray, OL
2010 – Jordan Ozerlies, DB
2009 – Theo Goins, OL
2009 – Josh Robinson, DB
2008 – Brynn Harvey, RB
2008 – Charley Hughlett, LS

2007 – Derrick Hallman, LB
(coaches, media)
2007 – Bruce Miller, DE
(coaches, media)
2007 – Darius Nall, LB (coaches)
2007 – Jah Reid, OL
(coaches, media)
2006 – Jeremy DeVane, OL
(coaches)
2005 – L.J. Anderson, OL
2005 – Patrick Brown, OL
2005 – Joe Burnett, DB/PR
2005 – Jordan Richards, LB
2005 – Kevin Smith, TB
2005 – Jason Venson, DB

Mid-American Conference**All-MAC First Team**

2003 – Atari Bigby, DB
2002 – Atari Bigby, DB
2002 – Kevin Smith, DB
2002 – Elton Patterson, DL
2002 – Asante Samuel, DB

All-MAC Second Team

2003 – Matt Prater, P
2002 – Ryan Flinn, P
2002 – Jimmy Fryzel, WR
2002 – Doug Gabriel, WR

Academic**American Athletic Conference****All-Academic Team**

2020 – Allan Adams OL, Ke'veon Ahmad WR, Emmanuel Appiah-Takky DB, Patrick Barnett OL, Brett Bell OL, Tatum Bethune LB, Nate Brady OL, Davonte Brown DB, Quadric Bullard DB, Dererk Burns LB, Josh Celiscar DL, Kervins Choute DL, Trillion Coles RB, Keenan Cupit LB, Kalia Davis DL, Garrett French TE, Dillon Gabriel QB, Derek Gainous DB, Eriq Gilyard LB, Noah Hancock DL, Justin Hodges DB, Max Holler TE, Jeremiah Jean-Baptiste LB, Samuel Jackson OL, Alan Kervin P, Dylon Lester DB, Mike Lofton OL, Zach Marsh-Wojan TE, Stephen Martin WR, Zamari Maxwell DB, Daniel McCullon DB, Jermain McMillian DB, Anthony Montalvo DL, Quade Mosier LB, Parker Navarro QB, Ryan O'Keefe WR, Daniel Obarski PK, Andrew Osteen P, Jon Powell DB, Jaylon Robinson WR, Zach Rodriguez LB, Paul Rubelt OL, Cade Sams WR, Alex Swenson DB, Marcus Tatum OL, Bentavious Thompson RB, Alex Ward LS, Divaad Wilson DB, Landon Woodson DL
2019 – Kyle Back OL, Kyle Benkel WR, Elijah Benoit DB, Tatum Bethune LB, Tyrese Black DL, Davonchae Bryant DL, Austin Camden DL, Mason Cholewa DL, Trillion Coles RB, Antwan Collier DB, Jason Colubiale WR, John Cooper TE, Dallaz Corbett DL, Kalia Davis DL, Darius East LB, Dillon Gabriel QB, Derek Gainous DB, Eriq Gilyard LB, Cam Goode DL, Tay Gowan DB, Richie Grant DB, Noah Hancock DL, Alex Harris WR, Jacob Harris WR, Alec Holler TE, Jeremiah Jean-Baptiste LB, Quadry Jones QB, Samuel Jackson OL, Alan



Kervin P, Matthew Lee OL, Dyllon Lester DB, Chidoziri Maghiro OL, Greg McCrae RB, Jermaine McMillian DB, Josh McMullen OL, Adrian Medley OL, McKenzie Milton QB, Eric Mitchell LB, Anthony Montalvo DL, Brandon Moore DB, Steven Moss LB, Tre Nixon WR, Daniel Obarski PK, Ryan O'Keefe WR, Lokahi Pauole OL, Jalen Pinkney DL, CJ Reeves DL, Aaron Robinson DB, Jaylon Robinson WR, Cole Schneider OL, Ike Walker OL, Alex Ward LS 2018 – Otis Anderson RB/WR, Dylan Barnes PK, Lamarius Benson OL, Davonchae Bryant DL, Austin Camden DL, Dedrick Canady DL, Randy Charlton DL, Mason Cholewa DL, Nevelle Clarke DB, Antwan Collier DB, Edward Collins OL, Chris DeLoach TE, Darius East LB, Nate Evans LB, Derek Gainous DB, Jonathan Gebka DB, Eriq Gilyard LB, Richie Grant DB, Trey Green DB, Alex Harris WR, Jacob Harris WR, Alec Holler TE, Tyler Hudanick OL, Jordan Johnson OL, Kenyon Johnson WR, Samuel Jackson OL, Caden Larkin DB, Dyllon Lester DB, Chidoziri Maghiro OL, Greg McCrae RB, Jermaine McMillian DB, McKenzie Milton QB, Anthony Montalvo DL, Stevn Moss LB, Tre Nixon WR, Andrew Osteen P, CJ Reeves LB, Eric Seidelman OL, Randy Shannon LB, Kenny Turnier DL, Alex Ward LS, Tyler Williams TE, Landon Woodson DL 2017 – Dylan Barnes PK, Kyle Benkel WR, Mason Cholewa DL, Antwan Collier DB, Joey Connors DL, Kalia Davis LB, Titus Davis LB, Chavis Dickey OL, Nate Evans LB, Jonathan Gebka DB, Nader Golshahr PK, Jacob Harris WR, Brendon Hayes DL, Jared Hollander PK, Pat Jasinski LB, Jordan Johnson OL, Keenan Johnson DB, Chris Johnson DB, Sterling Jones LB, Canton Kaumatule DL, Samuel Jackson OL, Adrian Killins Jr. RB, Christian Lezzer LB, Monterious Loggins LB, Mac Loudermilk P, Zamari Maxwell DB, Greg McCrae RB,

Wyatt Miller OL, McKenzie Milton QB, Steven Moss LB, Josh Odigie DL, T.J. Pitts LB, Jon Powell DB, Tristan Reaves WR, Anthony Robertson TE, Randy Shannon Jr. LB, Cam Stewart WR, Wyatt Swanson LB, Bentavious Thompson RB, Alex Ward SN, A.J. Wooten DL, Matthew Wright PK, Jeremiah Zio DL 2016 – Mason Bedell, Kyle Benkel WR, Nevelle Clarke DB, Rory Coleman DL, Michael Colubiale TE, Joey Connors DL, Gary Demarest LB, Luke Ebbesmeyer WR, Aaron Evans OL, Raeder Frantzen DL, Nader Golshahr WR, Richie Grant DB, Alex Harris WR, Tyler Harris QB, Tate Hernly, Caleb Houston P, Pat Jasinski LB, Chris Johnson DB, Kelton Johnson, Max Kligman, Chris Larsen TE, Christian Lezzer, Mac Loudermilk P, Josh Maisel WR, Gage Marsil SN, Taj McGowan RB, Mark Miller OL, Wyatt Miller OL, Josh Odigie OL, Caleb Perez SN, Jamiyus Pittman DL, Sean Pratt QB, Jason Rae OL, Tristan Reaves WR, Anthony Robertson TE, Jacques Session, Randy Shannon Jr., Tre'Quan Smith WR, Charles Sprekel OL, Cam Stewart WR, Wyatt Swanson LB, Samuel Turner, Michael Willett RB, Dontravious Wilson RB, A.J. Wooten DL, Matthew Wright PK 2015 – Luke Adams DL, Micah Anderson DL, Cal Bloom TE, Chester Brown OL, Michael Campbell OL, Kyle Coltrain WR, Michael Colubiale TE, Donald De La Haye PK, Pete DiNovo WR, Gary Demarest LB, Jamari Fye WR, Joey Grant OL, Tyler Harris QB, Brendon Hayes DL, Tate Hernly OL, Justin Holman QB, Caleb Houston P, Tyler Hudanick OL, Daron Humphrey RB, Alex Hunt LB, Pat Jasinski LB, Chris Larsen TE, Mac Loudermilk P, Robert Lucas, Josh Maisel WR, Gage Marsil SN, Mario Mathis LB, Eric McFarlin, Mark Miller OL, Wyatt Miller OL, T.J. Mutcherson DB, Tre Neal DB, Taylor Oldham WR, Caleb Perez SN, Eno

Pierre-Louis, Jason Rae OL, Justin Rae OL, Tristan Reaves WR, Bo Schneider QB, Brandon Scott DB, Charles Sprekel OL, Stanly Sylverain DL, Colby Watson OL, Matthew Wright PK 2014 – Luke Adams DL, Demetris Anderson DL, Sean Beckett DB, Cal Bloom TE, Chester Brown OL, Chequan Burkett LB, Michael Campbell OL, Kyle Coltrain WR, Joey Connors DL, Tarik Cook OL, Gary Demarest HB, Pete DiNovo QB, Aaron Evans OL, Jordan Franks LB, Sean Galvin PK, Clayton Geathers DB, Joey Grant OL, Deion Green DL, Tyler Harris QB, Jared Henry DB, Tate Hernly OL, Justin Holman QB, Caleb Houston P, Alex Hunt LB, Chris Johnson WR, Chris Larsen OL, Mac Loudermilk P, Mario Mathis HB, Kevin Miller TE, Wyatt Miller OL, Tarik Miller OL, Shawn Moffitt PK, Tre Neal DB, Thomas Niles DL, Jordan Ozerities DB, Joey Puopolo HB, Jason Rae OL, Tristan Reaves WR, Josh Reese WR, Maurice Russell LB, Trace Ryan WR, Tre'Quan Smith WR, Charles Sprekel OL, Stanley Sylverain DL, Scott Teal LS, Cedric Thompson HB, Justin Tukes TE, Michael Willett RB, Jackie Williams WR, Torrian Wilson OL, Matthew Wright PK 2013 – Luke Adams DL, Brandon Alexander DB, Demetris Anderson DL, Micah Anderson DL, Sean Beckett DB, Cal Bloom TE, Chester Brown OL, Tarik Cook OL, Jeremy Davis DB, Pete DiNovo QB, Jacoby Glenn DB, Joey Grant OL, Deion Green DL, Rannell Hall WR, Jared Henry DB, Justin Holman QB, Caleb Houston P, Daron Humphrey RB, Drico Johnson DB, D.J. Killings DB, Gage Marsil LS, Kevin Miller TE, Shawn Moffitt PK, Breshad Perriman WR, Terrance Plummer LB, Rodrigo Quirarte PK, Cody Ralston LB, Andrew Rice DL, Domenic Spencer LB, Stanley Sylverain DL, J.J. Worley WR

C-USA All-Academic Team
2012 – Ray Shipman, LB

2011 – Josh Linam, LB
2010 – Josh Linam, LB
2009 – Rocky Ross, WR
2007 – Sha'reff Rashad, DB
2007 – Keith Shologan, DL
2006 – Sha'reff Rashad, DB

ESPN The Magazine/CoSIDA Academic All-America First Team
2007 – Keith Shologan, DT

ESPN The Magazine/CoSIDA Academic All-America Second Team
2012 – Lyle Dankenbring, DB
2009 – Rocky Ross, WR
2001 – Ricot Joseph, DB

ESPN The Magazine/CoSIDA Academic All-District
2021 – Derek Gainous, DB
2015 – Luke Adams, DL
2015 – Caleb Houston, P
2012 – Lyle Dankenbring, DB
2011 – Josh Linam, LB
2010 – Josh Linam, LB
2009 – Rocky Ross, WR
2009 – Alex Thompson, LB
2008 – Alex Thompson, LB
2007 – Sha'reff Rashad, DB
2007 – Rocky Ross, WR
2007 – Keith Shologan, DT
2005 – Sha'reff Rashad, DB
2002 – Jimmy Fryzel, WR
2001 – Ricot Joseph, DB
1995 – Chris Tabscott, OL
1986 – Kurt Gwynne, DL
1981 – Ron Johnson, DB
1980 – Mike Carter, TE
1980 – Ron Johnson, DB
1980 – Mike Stapp, TB

Senior CLASS Award
2017 – Shaquem Griffin, LB


RICHIE GRANT

 Defensive Back – 2020
Phil Steele

Richie Grant led the Knights with 72 tackles and three interceptions in a shortened senior season due to the COVID-19 pandemic. In addition to a third straight year of first-team all-conference honors, Grant added honorable mention All-America accolades from Phil Steele in 2020. He was a finalist for the Jim Thorpe Award, adding 3.5 tackles for loss, a sack and six pass break-ups as a senior. His two fumble recoveries on the season ranked second in the league and 12th in the nation. Grant was picked 40th in the second round of the 2020 NFL Draft by the Atlanta Falcons.


MATTHEW LEE

 Offensive Line – 2020
The Athletics (freshman)

Matthew Lee earned freshman All-American honors from The Athletic after starting all 10 games at center for UCF's high-powered offense as a redshirt freshman in 2020. Lee helped the Knights offense set a program record with 568.1 yards of offense per game and earned first-team all-conference honors along the way.


MARLON WILLIAMS

 Wide Receiver – 2020
Pro Football Focus, Phil Steele

Marlon Williams was among the nation's elite receivers in 2020, leading the Knights with 71 catches, 1,039 yards and 10 touchdowns in just eight games during the COVID-19 shortened season. Williams had five games of 100 or more yards receiving to earn honorable mention All-America honors from Phil Steele and third-team All-America accolades from Pro Football Focus. A first-team all-conference honoree, Williams led the league and ranked third in the nation with 8.9 receptions per game, was fifth in the nation with 129.9 receiving yards per game, and was seventh with 10 touchdown receptions.


GABRIEL DAVIS

 Wide Receiver – 2019
Pro Football Focus, Phil Steele

Gabriel Davis set a new UCF record with 1,241 receiving yards in 2019, hauling in 72 catches and 12 receiving touchdowns. He earned third-team All-America honors from Pro Football Focus and honorable mention All-America accolades from Phil Steele. Davis finished his career as a Knight with 23 receiving scores, which ranks second all-time. He also totaled 2,447 career yards and 152 career receptions with eight games of 100 or more receiving yards.


NATE EVANS

 Linebacker – 2019
Phil Steele

Nate Evans earned all-conference honors from the American Athletic Conference in both his junior and senior seasons, garnering honorable mention All-America honors from Phil Steele as a senior in 2019. Evans led UCF with 112 tackles in 2019, ranking second in the AAC with 8.6 stops per game. He added 13 tackles for loss, seven hurries, a sack and a fumble recovery.


OTIS ANDERSON

 Punt Returner – 2019
Phil Steele

Otis Anderson earned honorable mention All-America from Phil Steele as a punt returner. As a junior in 2019, Anderson returned 21 punts for 277 yards, ranking sixth in the nation with 13.2 yards per return. He returned one punt for 87 yards and a touchdown against Pittsburgh. Anderson also led the Knights in rushing in 2019 with 726 yards on the ground.


AARON ROBINSON

 Defensive Back – 2019
Pro Football Focus

Aaron Robinson excelled in the nickelback role as a junior in 2019, earning honorable mention All-America honors from Pro Football Focus. Robinson made 54 tackles with 5.5 tackles for loss and had 10 pass break-ups with three interceptions. He was a second-team all-conference selection in The American after also recording one hurry and one forced fumble.


GREG MCCRAE

 Running Back – 2018
Pro Football Focus

Greg McCrae had a historic season as a sophomore in 2018, totaling 1,182 rushing yards on 133 attempts, the fourth most yards in a single season in UCF history. His 8.9 yards per carry average destroyed the Knights record for single-season averaged and ranked second in the nation. He added nine rushing touchdowns and 10 total scores, topping 100 yards in a game three times on the season to earn honorable mention All-America honors from Pro Football Focus.


RICHIE GRANT

 Defensive Back – 2018
Pro Football Focus

Richie Grant earned honorable mention All-American accolades from Pro Football Focus after leading UCF and ranking third in the nation with six interceptions. Grant added a team-high 109 tackles and three forced fumbles en route to receiving first-team all-conference honors from The American.


COLE SCHNEIDER

 Offensive Lineman – 2018
USA Today (freshman)

Cole Schneider played in all 13 games as a redshirt freshman for the Knights in 2018, starting nine on the offensive line. He helped lead a UCF rushing attack that set new school records of 3,448 rushing yards, 265.2 rushing yards per game, 43 rushing touchdowns and 5.8 yards per carry.


SHAQUEM GRIFFIN

 Linebacker – 2017
Phil Steele, AFCA

The linebacker finished out his outstanding career with his second of back-to-back impressive campaigns at UCF, earning Second Team All-America honors from the AFCA and Fourth Team accolades from Phil Steele. Griffin, who led the Knights with 13.5 tackles-for-loss and 7.0 sacks, was also a unanimous First Team All-Conference selection and the 2016 American Athletic Conference Defensive Player of the Year. Griffin was named the Jason Witten Collegiate Man of the Year, earned the Senior CLASS Award and collected the Uplifting Athletes Rare Disease Champion Award.


MIKE HUGHES

 Return Specialist – 2017
FWAA, Phil Steele, CBS Sports

In just one season with the Knights, Mike Hughes made an impact. The defensive back and return specialist was named Second Team All-America by the FWAA, Phil Steele and CBS Sports. He was a First Team All-Conference selection as a defensive back and a second team honoree as a returner. Hughes finished the year with 49 tackles and led the Knights with 11 pass break-ups and four interceptions. He became the only UCF player to return an interception, a kickoff and a punt for a touchdown in a career, and he did it in one season.


MCKENZIE MILTON

 Quarterback – 2017
Phil Steele

McKenzie Milton enjoyed one of the best seasons in UCF history in 2017, earning Fourth Team All-America honors from Phil Steele after setting or tying 14 single-season and single-game program records. Milton was named First Team All-Conference, The American Offensive Player of the Year and the Archie Griffin National Player of the Year. Milton was second in the nation in passing efficiency (179.3) and was in the Top 10 in 10 different categories. Finishing eighth in the Heisman voting, Milton was also a finalist for the Manning National Quarterback of the Year Award.


TRE'QUAN SMITH

 Wide Receiver – 2017
Phil Steele

Following yet another impressive performance on the field, Tre'Quan Smith earned Fourth Team All-America honors from Phil Steele as a redshirt junior in 2017. Smith, a former Freshman of the Year in The American, earned Second Team All-Conference honors after hauling in 59 catches for 1,171 yards and 13 touchdowns.


JACOBY GLENN

 Defensive Back – 2014
Associated Press, Phil Steele

Selected to the prestigious AP All-America Team in 2014, Jacoby Glenn was named to the second team thanks to seven interceptions, 11 break-ups and 48 tackles. He also was on Phil Steele's All-America Fourth Team, and was the AAC Co-Defensive Player of the Year.

**CHAVIS DICKEY**

Offensive Lineman – 2014
CollegeFootballNews.com
(freshman)

Chavis Dickey became UCF's first true freshman to start on the o-line since 2006, starting 12 games at RT. He went on to earn *CollegeFootballNews.com* Freshman All-America honorable mention status.

**BLAKE BORTLES**

Quarterback – 2013
Sports Illustrated

UCF's first quarterback since Daunte Culpepper to be on an All-America list, Blake Bortles received honorable mention status from *Sports Illustrated*. The hometown kid from Oviedo led the Knights to a 12-1 record, a No. 10 ranking and a victory in the Fiesta Bowl. Bortles went 259-for-382 with 25 touchdowns.

**JACOBY GLENN**

Defensive Back – 2013
FWAA (freshman),
CollegeFootballNews.com
(freshman)

Tying for second in school history with 15 break-ups, Jacoby Glenn was named to the FWAA freshman squad and as a *CollegeFootballNews.com* freshman honorable mention choice. He also posted 52 tackles, two sacks and two picks.

**SHAWN MOFFITT**

Placekicker – 2013
Sports Illustrated

Shawn Moffitt received honorable mention All-American status from *Sports Illustrated* after setting the school mark with 21 field goals and a 91.3 percentage (21-for-23). The Lou Groza Award semifinalist led the team with 112 points and was 49-for-49 in extra points.

**TERRANCE PLUMMER**

Linebacker – 2013
Sports Illustrated

Middle linebacker Terrance Plummer was a *Sports Illustrated* Honorable Mention All-American in 2013, pacing UCF with 110 tackles. The Tostitos Fiesta Bowl Defensive MVP hauled in two interceptions while collecting 8.5 tackles for loss.

**WILLIAM STANBACK**

Running Back – 2013
CollegeFootballNews.com
(freshman)

As a true freshman, William Stanback was an honorable mention freshman choice by *CollegeFootballNews.com*. Ran for 443 yards on 105 carries with six touchdowns, and also had 15 receptions for 186 yards and a score.

**QUINCY MCDUFFIE**

Kick Returner – 2012
Sports Illustrated

Selected as *Sports Illustrated's* First-Team All-American kick returner, Quincy McDuffie also was the C-USA Special Teams Player of the Year. He led the nation with a 34.24 average, which set the UCF single-season record as well. McDuffie tied the school mark with three TDs, highlighted by matching an NCAA record with two in one game.

**J.J. WORTON**

Wide Receiver – 2011
CollegeFootballNews.com
(freshman)

J.J. Worton completed 2011 as one of the top freshman WRs in UCF history. Earning *CollegeFootballNews.com* Freshman All-America Honorable Mention status, he set a then-UCF freshman record with 41 receptions and racked up a team-high 531 yards with four scores.

**JEFF GODFREY**

Quarterback – 2010
CollegeFootballNews.com
(freshman), *Phil Steele*
(freshman)

The Conference USA Freshman of the Year guided the Knights to the C-USA title and an AutoZone Liberty Bowl victory over Georgia. Godfrey paced all freshmen quarterbacks by completing 66.8 percent of his passes, while also ranking second with a 154.31 efficiency rating and 10 rushing touchdowns. He threw for 13 TDs and 2,159 yards. On the ground, he racked up 566 yards to set a UCF QB single-season record.

**QUINCY MCDUFFIE**

Kick Returner – 2010
CBS Sports, Rivals.com

In 2010, McDuffie earned CBS Sports and Rivals.com All-America Second Team honors, as well as a spot on the All-Conference USA First Team, after ranking second nationally in kickoff returns at 32.19 yards per return. He concluded the year with 869 return yards and two touchdowns.

**JOSH ROBINSON**

Defensive Back – 2009
CollegeFootballNews.com
(freshman), FWAA (freshman),
Phil Steele (freshman),
The Sporting News (freshman)

Josh Robinson set a UCF record with six interceptions as a freshman, leading all true freshmen nationally and tying for the most of any freshman. His 14 passes defended made him the only true freshman in the NCAA's top 100.

**JOE BURNETT**

Kick/Punt Returner – 2008
ESPN.com, Sports Illustrated,
Walter Camp

Joe Burnett was the only player in the nation to rank in the top 20 in both kickoff (7th, 28.7) and punt returns (10th, 14.5), and led C-USA in both categories. He had a pair of kickoff return scores and finished 19th in NCAA history in career punt return yards.

**KEVIN SMITH**

Tailback – 2007
Associated Press, CBSsports.com,
Collegefootballnews.com, ESPN.com,
FWAA, NFL Digest, Phil Steele's, Rivals.com, The Sporting News, Sports Illustrated.com,

Walter Camp

Kevin Smith's 2007 campaign was one of the finest in NCAA history. The tailback finished his junior year with 2,567 rushing yards and 30 total TDs (29 rushing). His single-season rushing effort was the second-highest in Football Bowl Subdivision history, trailing only Oklahoma State's Barry Sanders (1989). In addition to leading the country in rushing, he paced the nation in scoring (12.86). A consensus All-American, Smith earned first-team honors from nine organizations: Associated Press, CBSsports.com, *Collegefootballnews.com*, ESPN.com, Football Writers Association of America, *Phil Steele's*, *The Sporting News*, *Sports Illustrated.com* and *Walter Camp*.

**BLAKE CLINGAN**

Punter – 2007
The Sporting News (freshman)

After a solid true freshman campaign, Blake Clingan earned freshman All-America honorable mention status from *The Sporting News*. He punted 59 times, averaging 40.7 yards. Clingan landed 14 punts inside the 20. He was the first true freshman to punt in a game for UCF since 1998.

**BRUCE MILLER**

Defensive End – 2007
The Sporting News (freshman)

Bruce Miller appeared in all 14 contests for the Knights in 2007 and earned freshman All-America honorable mention honors. As a redshirt freshman, Miller recorded 38 total tackles. He finished the campaign second on the squad with 7.0 sacks for a loss of 53 yards. The defensive end totaled 9.0 tackles for loss (57 yards).

**MICHAEL TORRES**

Placekicker – 2007
CollegeFootballNews.com

Michael Torres garnered honorable mention All-America status from *CollegeFootballNews.com* as a senior. Torres made 20-of-24 field goals and connected on 50-of-51 extra points. The 50 extra-points were a UCF single-season record (since been broken). From 40 yards or longer, Torres made 7-of-8 field-goal attempts.

**JOE BURNETT**

Defensive Back/PR – 2005
CollegeFootballNews.com
(freshman), *Football Writers Association of America*
(freshman), *Rivals.com*
(freshman), *The Sporting News*
(freshman)

Joe Burnett garnered freshman All-America honors from several outlets, including first-team recognition from the Football Writers Association of America. As a punt returner, he ranked sixth nationally and led C-USA, averaging 16.5 yards per return. He returned a pair of punts for touchdowns. On defense, Burnett recorded 63 total tackles and five picks.



JASON VENSON

Defensive Back – 2005
CollegeFootballNews.com
(freshman)

Jason Venson made nine starts as a redshirt freshman in 2005 and was named a third-team freshman All-American by *CollegeFootballNews.com*. Venson led the team with 85 tackles. He also had three interceptions, two forced fumbles and five break-ups. In the Sheraton Hawaii Bowl against Nevada, Venson recorded seven total tackles and a pick.



MATT PRATER

Punter – 2003
SportsIllustrated.com


After serving as UCF's placekicker the previous year, Matt Prater added punting to his duties in 2003 and earned *SportsIllustrated.com* All-America honorable mention recognition. The sophomore led the nation and set a new UCF and MAC record with a 47.9 yards per punt average. In UCF's opener at Virginia Tech, Prater punted six times for 334 yards. His 55.7 punt average set a school record.



MATT PRATER

Placekicker – 2002
The Sporting News (freshman)

Matt Prater garnered freshman All-America honors from *The Sporting News* as a true freshman in 2002. He made 14-of-21 field-goal attempts on the year. In his first collegiate game, Prater hit three field goals at Penn State. He connected on a season-high 53-yard kick against the Nittany Lions. Prater also made 44-of-47 extra-point attempts and finished the season with 86 points, which ranked ninth in the Mid-American Conference.



OMAR LAURENCE

Defensive Back – 2002
The Sporting News (freshman)

After appearing in nine contests as a redshirt freshman, Omar Laurence received honorable mention status when *The Sporting News* announced its freshman All-America squads. Laurence was sixth on the Knights with 56 tackles. He recorded 44 solo stops. During the season, Laurence also registered six break-ups during the campaign.



STEVE EDWARDS

Offensive Lineman – 2001
Football News

Steve Edwards had a strong senior campaign in 2001 and was an honorable mention All-America pick by *Football News*. Edwards helped UCF rank eighth nationally in passing offense, averaging 308.3 yards through the air per contest. The Knights were also 40th in total offense (408.82 yards per game) and 31st in scoring offense.



RASHAD JEANTY

Defensive End – 2001
Football News (freshman),
The Sporting News (freshman)

As a true freshman, Rashad Jeanty made a quick impact and earned second-team freshman All-America honors from *Football News* and third-team freshman recognition from *The Sporting News*. Jeanty played in 10 games, making three starts. He finished the season with 58 total tackles. Jeanty had eight tackles behind the line of scrimmage and four sacks for a loss of 14 yards.



ALEX HAYNES

Tailback – 2001
The Sporting News (freshman)


In only nine contests as a redshirt freshman, Alex Haynes was named a fourth-team freshman All-America pick by *The Sporting News*. Haynes carried the ball 140 times and rushed for 690 yards with nine touchdowns. He rushed for more than 100 yards in four games and scored a school-record four TDs against Tulane.



ELTON PATTERSON

Defensive End – 2001
Football News

As a junior, Elton Patterson finished the year with 85 tackles and was an honorable mention All-America pick by *Football News*. Patterson had 9.0 sacks for 47 yards lost and totaled 21 tackles for loss. He tied for sixth nationally with five forced fumbles. Patterson also registered 25 quarterback hurries and broke up a pair of pass plays.



DAUNTE CULPEPPER

Quarterback – 1998
Football News, *NFL Draft Report*, *Playboy*, *The Sports Network*

A spectacular senior season helped Daunte Culpepper garner first-team All-America honors from the *NFL Draft Report* and *The Sports Network* and honorable mention recognition from *Football News* and *Playboy*. Culpepper completed a school-record 296 passes for 3,690 yards with 28 scores. He recorded seven 300-yard passing games for the Knights and set a school record with a .017 interception-to-attempt ratio.



DAUNTE CULPEPPER

Quarterback – 1997
Football News, *NFL Draft Report*

As a junior in 1995, Daunte Culpepper garnered All-America first team status from the *NFL Draft Report* and honorable mention honors from *Football News*. He finished fourth in the nation in total offense with an average of 320 yards per game. Culpepper also ranked 15th nationally in passing efficiency (146.91). During the course of the season, he set 15 school records. He passed for 3,086 yards with 25 scores. Additionally, he rushed 136 times for 438 yards with five scores.



DAUNTE CULPEPPER

Quarterback – 1995
Poor Man's Guide to the NFL Draft


Following his freshman campaign, Daunte Culpepper was a third team All-America pick by the *Poor Man's Guide to the NFL Draft*. In 1995, he completed 168-of-294 passes for 2,071 yards and 12 touchdowns. He concluded the campaign 28th nationally in passing efficiency (122.9). Culpepper also rushed for five touchdowns.



MARQUETTE SMITH

Tailback – 1995
Football Gazette

Marquette Smith had an incredible 1995 as he earned second team All-America honors from the *Football Gazette*. During the year, he rushed for a then school-record 1,511 yards on 274 carries. Smith had nine 100-yard rushing performances in 1995 and found the end zone 14 times.



TODD CLEVELAND

Kick Returner – 1994
The Sports Network

As a senior in 1994, Todd Cleveland was one of the nation's top kick returners and as a result, earned All-America second team honors from *The Sports Network*. Cleveland was third in the country, averaging 31.73 yards per return. He returned three kicks for touchdowns, including an 100-yard return against Bethune-Cookman. Cleveland also had a 99-yard return for a score versus Buffalo.

TRAVIS COOPER

Linebacker – 1994
The Sports Network

After leading the team with 109 tackles, Travis Cooper was an honorable mention All-America pick by *The Sports Network* in 1994. He was the lone UCF player to record more than 100 tackles. The senior posted a team-high 66 solo stops. Cooper had seven tackles for loss (20 yards) and three break-ups.



GREG JEFFERSON

Defensive End – 1994
The Sports Network

Greg Jefferson garnered honorable mention All-America status from *The Sports Network* as a senior. During the 1994 campaign, he totaled 45 tackles. He paced the team with 8.0 sacks for 29 yards. Jefferson also forced a fumble.



CHARLIE PIERCE

Placekicker – 1994
The Sports Network

As a sophomore in 1994, Charlie Pierce was named to *The Sports Network's* All-America First Team. He connected on 14-of-16 field goal attempts. Pierce made 11-straight field goals to conclude the year. Pierce made 47-of-47 extra-point attempts and paced the team with 89 points.



DAVID RHODES

Wide Receiver – 1994
The Sports Network

David Rhodes had a strong senior season in 1994, garnering honorable mention All-America honors from The Sports Network. Rhodes registered 62 receptions for 1,075 yards with 11 touchdowns. He ranked 13th nationally in yards per game at 97.73. The wideout also was 24th in the country in receptions per game (5.64).



DAVID RHODES

Wide Receiver – 1993
Associated Press, Football News, The Sports Network, Walter Camp

After a record-breaking junior campaign, David Rhodes was a first team All-America selection by the Associated Press. He also earned second team honors from *Football News*, *The Sports Network* and *Walter Camp*. In 1993, Rhodes set school records for receptions (90) and touchdowns (15). He tallied 1,379 yards. Rhodes finished third nationally in receptions per game (7.09) and fourth in yards per game (105.36).



BOBBY SPITULSKI

Linebacker – 1991
Associated Press

Bobby Spitulski was an Associated Press All-America Third Team pick in 1991. The linebacker appeared in nine games and ranked fourth at UCF with 67 tackles. Spitulski posted 5.0 sacks for 31 yards and paced the squad with 8.0 tackles for loss. He also tied for first on the team with four picks.

STEVE SPEARS

Defensive Lineman – 1988
Football Gazette

Steve Spears was one of two Knights tabbed by the *Football Gazette* as an All-America pick in 1988. Spears was an honorable mention selection. As a senior, Spears recorded 84 total tackles. He posted four tackles for a loss and had one sack. Spears also recorded four fumble recoveries during the year.



DAVE UNDERWOOD

Offensive Lineman – 1988
Football Gazette

Offensive tackle Dave Underwood was a *Football Gazette* All-America Second Team selection as a senior. He helped the Knights total 219 first downs in 1988, compared to 197 for their opponents. UCF averaged 292.2 passing yards that year.



MIKE COAD

Linebacker – 1987
Football News

Mike Coad had a strong senior campaign for the Knights in 1988. He was a *Football News* All-America Second Team pick. He recorded 154 tackles, which ranked second on the squad. Coad tallied 2.5 sacks and a pick. He also added three pass break-ups.



BERNARD FORD

Wide Receiver – 1987
Associated Press, Football News, Kodak

Bernard Ford earned first team All-America honors from *Football News* and *Kodak* as a senior in 1988. He also garnered second-team recognition from the Associated Press. In 11 contests, Ford totaled 68 receptions for 1,108 yards and 12 touchdowns. He also ran the ball 12 times for 95 yards.



EDDIE O'BRIEN

Placekicker – 1987
Associated Press, Football News, Kodak

A senior in 1987, Eddie O'Brien was named to the *Football News* All-America First Team. He also received second team honors from the Associated Press and *Kodak*. That year, O'Brien led the Knights with 97 points. He made 20-of-30 field goal attempts.



DARIN SLACK

Quarterback – 1987
Football News

Darin Slack was named to the 1987 *Football News* All-America Second Team as a senior. He guided UCF to a 9-4 mark as the team advanced to the second round of the D-II playoffs. Slack completed 256-of-486 attempts for 3,457 yards. He concluded the season with 28 touchdown tosses.

WYATT BOGAN

Linebacker – 1986
Football News

In 1986, Wyatt Bogan was a *Football News* All-America First Team pick. He paced the team with 143 tackles, including 58 unassisted stops. Bogan recorded four sacks as a junior. He also registered three pass break-ups.



DAN BURKE

Offensive Line – 1981
Associated Press

As a junior in 1981, Dan Burke garnered honorable mention All-America recognition from the Associated Press. He played center and tackle during the year for the Knights.



BILL GIOVANETTI

Linebacker – 1981
Associated Press

Bill Giovanetti was one of three All-America honorable mention picks from UCF in 1981. The junior linebacker ranked second on the squad with 116 total tackles. Giovanetti paced the Knights with four interceptions during the season.

EDDIE JAMES

Linebacker – 1981
Associated Press

Eddie James earned honorable mention All-America honors from the Associated Press in 1981. He led the Knights with 116 total tackles. He also paced the squad with 56 solo stops. James recorded three tackles for loss and also had a pair of fumble recoveries and two pass break-ups for the Knights.



SCOTT RYERSON

Placekicker – 1981
Associated Press

After scoring 62 points in 1981, Scott Ryerson was named to the Associated Press All-America Third Team. The junior converted 18-of-29 field goals and made 8-of-12 extra-point attempts. The 18 field goals were the most among all kickers in Division II and III. Against Savannah State, Ryerson hit a pair of field goals of 50 yards or better, including a 54-yarder.

TIM KIGGINS

Kick/Punt Returner – 1980
Associated Press

UCF's first All-America selection, Tim Kiggins earned third team honors from the Associated Press in 1980. Kiggins returned 19 kicks for the Knights, averaging 17.6 yards per return. He also averaged 11.8 yards per punt return, which ranked among the top-15 nationally in the statistical category. As a defensive back, Kiggins recorded three interceptions.

**SEAN BECKTON**
inducted in 2000

Sean Beckton was one of the first football players to be inducted into the UCF Athletics Hall of Fame. Beckton was a standout wide receiver for UCF from 1987-90, setting numerous school records. He finished his career as the school's leader in receptions (196) and career yardage (2,493). Beckton once scored four touchdowns, four different ways in one game in 1990: catching, throwing, rushing and returning a punt.

**SYLVESTER BEMBERY**
inducted in 2009

Sylvester Bembery was a four-year standout who helped UCF to the NCAA D-II Playoffs as a senior in 1987. He was the team's Lineman of the Year after making 71 tackles on a defense that held opponents to 67 points all season. As a junior in 1986 he helped UCF to its first winning record since 1979. He continued to play for 11 seasons in the Arena Football League where he won two titles and was named No. 7 in a 2006 compilation of the Top 20 players in AFL history. The Tampa Bay Storm retired his number.

**DAN BURKE**
inducted in 2013

The anchor on the offensive line for the first four seasons of the football program, Dan Burke played center and tackle for the Knights from 1979-82. That included starting at center every game his first two seasons. Burke would serve as an AP Honorable Mention All-American in 1981, as well as the Orlando Touchdown Club's Offensive Player of the Year. Following his college career, Burke had stints with the New Jersey Generals and Baltimore Stars of the USFL and the Orlando Predators of the Arena Football League.

**DAUNTE CULPEPPER**
inducted in 2002

The most recognizable player in UCF history, Daunte Culpepper starred for the Knights for four years. Tabbed as the Sammy Baugh Trophy winner (passer of the year in college football), Culpepper was also voted as The Sports Network's National Co-Player of the Year with Texas' Ricky Williams in 1998. As a senior in 1999, he set the NCAA single-season record for completion percentage at 73.6, breaking Steve Young's 15-year old mark (71.3). At the end of his UCF career, Culpepper had surpassed the 10,000-yard passing mark and 1,000-yard rushing mark, a feat only achieved twice before in NCAA history. His four-year totals equaled 12,459 all-purpose yards, good for sixth on the NCAA's all-time total offense list for all divisions. Culpepper, who recorded 108 TDs as a Knight, was selected in the first round of the 1999 NFL Draft by the Minnesota Vikings and was selected as the NFC's starting quarterback in the Pro Bowl in just his second year in the league.

**ELGIN DAVIS**
inducted in 2010

Davis remains one of the top rushers in UCF history, with 2,064 career rushing yards on 464 carries with 23 touchdowns despite battling several injuries. He burst onto the scene as a freshman in 1983, earning the starting spot and never looked back. Davis was selected by the New England Patriots in the 1987 NFL Draft becoming just UCF's second-ever pick.

**WILLIE ENGLISH**
inducted in 2003

A workhorse in college, Willie English set rushing records that would last for more than 15 years at UCF. He finished his career as the all-time leader in rushing yards (3,131), career touchdowns (38) and with the most 100-yard rushing games (15). English also set the single-game rushing mark at 242 yards. He helped guide UCF to the NCAA FCS semifinals in 1990. The next season, he set the school's single-season mark with 1,338 yards and 13 scores. Following college, English signed with the Cincinnati Bengals in 1993.

**BERNARD FORD**
inducted in 2011

Starring at wide receiver from 1985-87, Bernard Ford totaled 111 career receptions for 2,138 yards with 21 scores. He had six career 100-yard games, and as a senior, led the team in receiving on a squad that had its best NCAA Division II season (9-4-0 in 1987) and advanced to the national semifinals. Ford was named to the Kodak and *Football News* All-America First Team as a senior, while also earning AP Little All-America honors. He holds several school records, including receiving yards in a season (1,180), TD catches in a game (four) and all-purpose yards in a season (1,627). He also blocked five punts, good for second at UCF.

**BILL GIOVANETTI**
inducted in 2000

In 2000, Bill Giovanetti was one of the first football players inducted into the Hall of Fame. During UCF's inaugural campaign in 1979, he was named one of the starting linebackers at the age of 17. In his four-year career, he started all 37 games he played, and led all Knights in tackles in three of his four years, while setting a school-record for tackles in a game (23). He is second all-time in career tackles (429). In 1981, his junior season, Giovanetti earned All-America honors.

**ALAN GOOCH**
inducted in 2006

As a player and assistant coach at UCF, Alan Gooch gave 25 years of his time and effort to the UCF football program, beginning in 1983. His most notable accomplishments came after earning the coaching responsibilities for the running backs. Through his 17 seasons coaching the backfield, all 31 backs finished their eligibility and received their degrees. In 1997, one year prior to being named assistant head coach, Gooch was honored as the AFCA's Assistant Coach of the Year. That same year, Gooch received national attention for his mentoring of Dwight Collins, a hearing-impaired rusher, who received Walt Disney's Wide World of Sports Spirit Award in 1997 for being the nation's most courageous athlete.

**FRANCO GRILLA**
inducted in 2005

Remembered for his time-expiring kick against Youngstown State in the first round of the FCS playoffs on Nov. 24, 1990, Franco Grilla helped UCF overcome the undefeated Penguins, 20-17, in Ohio. He served as the Knights' kicker from 1989-92, setting a school-record with 103 consecutive PATs made. Named to the *Orlando Sentinel's* 25th Anniversary UCF Football Team, he is second in the most PATs made in a season (45) and third in career field goals made (47).

**MIKE GRUTTADAURIA**
inducted in 2004

During the St. Louis Rams' run for a championship in 2000, Mike Gruttadauria became the first Knight to win a Super Bowl ring. A four-year starting center for UCF from 1991-94, Gruttadauria was named to the *Orlando Sentinel's* 25th Anniversary UCF Football Team. His seven-year NFL career included stints with the Dallas Cowboys and Arizona Cardinals.

**RICK HAMILTON**
inducted in 2006

As a standout linebacker and a knowledgeable scholar of the game, Rick Hamilton's stellar career did not stop with UCF. A Knight from 1989-92, Hamilton ranks as the school's all-time leader in tackles (443). He also recorded at least 100 tackles in three of his four seasons with UCF, including the second-most single-season total of 149. Following graduation, Hamilton was drafted in the third round of the NFL Draft by the Washington Redskins. He went on to play with the Kansas City Chiefs and New York Jets.

**GREG JEFFERSON**
inducted in 2011

A star defensive end at UCF from 1991-94, Greg Jefferson finished his career second in sacks with 31, and he had 42 tackles for loss, the seventh-most at UCF. Jefferson finished with 181 tackles, and holds school records for PATs blocked in season and career. He also holds the single-season and career field goals blocked records, having registered three in 1993. Jefferson totaled 15 sacks as a junior, good for second at UCF, and garnered Sports Network All-America honorable mention honors as a senior, and was selected in the third round of the 1995 NFL Draft by Philadelphia.

**SHAWN JEFFERSON**
inducted in 2002

A wide receiver for UCF from 1988-90, Shawn Jefferson was a part of the team that guided the Knights to the FCS semifinals in 1990. He finished his career with three 100-yard receiving games and ranks seventh in the UCF annals for the longest reception (76-yard touchdown). Jefferson was drafted in 1991 by the Houston Oilers and spent 14 seasons in the NFL, playing with Atlanta, New England, San Diego and Detroit.

**DON JONAS**
inducted in 2013

Don Jonas served as UCF's first head football coach from 1979-81. His position was as a volunteer before he earned full-time status in 1980. Jonas produced a 14-12-1 record with an 11-6-1 mark at home. He resigned after 1981 to become the director of the UCF Gridiron Club. Before joining UCF, Jonas was selected by Philadelphia in the 1961 NFL Draft. While with the Winnipeg Blue Bombers, he won the 1971 Schendely Award as the CFL's Most Outstanding Player.

**JORGE MAGLUTA**
inducted in 2011

Jorge Magluta spent time as both an offensive and defensive lineman during his UCF career from 1982-85. He earned a spot on the *Orlando Sentinel's* UCF 25th Anniversary Team at OG. Magluta played on UCF's first team at the Division II level in 1982, and in 1983, helped the Knights post their first win over an FCS opponent as UCF defeated host Austin Peay, 10-7.

**BRANDON MARSHALL**
inducted in 2019

Brandon Marshall is still among the best ever at the receiver position for UCF, with his name still listed in the Top 10 in numerous statistical categories. He was a fourth-round NFL Draft pick in 2006. He has played 13 seasons in the NFL for the Broncos, Dolphins, Bears, Jets, Giants, Seahawks and Saints. He is a six-time Pro Bowl selection an All-Pro in 2015. He led the league in receiving touchdowns in 2015 with the Jets. Marshall was so valuable to his team at UCF, he played both offense and defense in 2004.

**MANNY MESSEGUER**
inducted in 2011

Manny Messeguer has missed only a few games in UCF football history, and currently serves as an assistant to head coach George O'Leary. In 1982, he became a UCF Athletics donor leader and has since served the program in numerous capacities, including as a radio network sideline reporter and a personal pilot for former head coach Gene McDowell. Messeguer spent 18 years as GM/VP of Tropical Ford, and served as a pilot in the U.S. Air Force during the Vietnam era and remains instrument rated as a private pilot.

**ED O'BRIEN**
inducted in 2008

One of UCF's most decorated kickers, Ed O'Brien was named a Kodak and *Football News* First Team All-America player in 1987, and also earned AP All-America Second Team honors that year. A record-holder for the longest field goal made (55 yards) at UCF, O'Brien was the first to hit four field goals in a game and the first to make nine extra points in a contest. His 50 career field goals are second all-time, while his 77 field goal attempts rank first. In 2004, he earned honorable mention recognition on the *Orlando Sentinel's* 25th Anniversary UCF Football Team.

**GEORGE O'LEARY**
inducted in 2019

O'Leary coached the Knights from 2004-2015, putting the program on the map with important victories and highly-successful seasons. O'Leary guided the Knights to a 12-1 record in 2013, which was then a program-record for victories in a season. That year was capped off with a 52-42 victory over Baylor in the Fiesta Bowl and a No. 10-ranking in the Associated Press poll, which was then the highest ranking the Knights had ever attained. O'Leary was responsible for UCF's first-ever bowl game, first-ever bowl win and its first four conference championships. He also oversaw the modernization of UCF's Football Facilities, including the addition of Nicholson Fieldhouse and (then) Bright House Networks Stadium.

**MICHAEL O'SHAUGHNESSY**
inducted in 2010

Michael O'Shaughnessy was an original UCF football team member and racked up 22 career sacks. He established a school record for sacks in a game with five against Emory & Henry during 1979, and was the team's Most Spirited Player in 1980 as voted on by his teammates. He continued serving UCF as an assistant offense line coach in 1981, was the founder and first President of the UCF Letterman's K Club, a member of the Knights Booster Board of Directors and was a radio sideline reporter from 1990-94. He also was a member of the baseball team in 1979. After college, he competed in the Iron Man Triathlon, was a two-time and current Guinness World record holder in the sport of paddle boarding and received the Alumnus of the Decade Award at UCF's 40th anniversary celebration.

**DAVID RHODES**
inducted in 2003

One of the best wide receivers to come through UCF, David Rhodes capped off his record-breaking career with back-to-back All-America honors in 1993 and 1994. Rhodes is the only Knight to record three seasons with at least 1,000-yards receiving and ranks first in career TDs with 29. He finished as the Knights' all-time leader in receptions (213), receiving yardage (3,618) and 100-yard receiving games (16). Following his time with the Knights, he signed with the NFL's Cincinnati Bengals and later played in NFL Europe.

**DARRELL RUDD**
inducted in 2008

One of the most consistently dominating defensive linemen in Knights history, Darrell Rudd claimed record after record during his time at UCF. He holds six school records, and shares one, all of which have gone unmatched from when they were originally set. The records include most tackles in a season (150), fumbles recovered in a game (3), season (6) and career (11). Rudd recorded a record 19.5 sacks in 1984 and had 31.5 in his career. He earned an honorable mention spot on *Orlando Sentinel's* 25th Anniversary UCF Football Team.

**SCOTT RYERSON**
inducted in 2002

An Orlando product, Scott Ryerson kicked his way into UCF history. At the conclusion of his sophomore season in 1981, he earned All-America honors after leading the team in scoring with 62 points, and connecting on four field goals of 50 yards or longer, a school record. He is tied for the most field goals made in a game (4). Ryerson, who leads all UCF kickers with the seven field goals made of 50 yards or more, later signed a free agent deal with the Atlanta Falcons.

**ASANTE SAMUEL**
inducted in 2015

A memorable playmaker from 1999-02, Asante Samuel had 127 tackles, eight interceptions, 38 break-ups, 63 punt returns for 673 yards and 10 kickoff returns for 168 yards. He ranks eighth in career picks, while his 38 break-ups are first at UCF. Samuel also sits among the top punt returners for season return average (12.3 in 2002, #6) and career average (10.7, #6). He was a 2002 All-MAC First-Team selection, and as a junior in 2001 was an All-Independent First-Team selection by *Football News*. After UCF, Samuel was drafted by the New England Patriots in the fourth round in 2003 and went on to become a three-time Super Bowl champion, and a four-time Pro Bowl selection in 11 NFL seasons. He holds the NFL Postseason record with four interceptions returned for a touchdown and 227 interception return yards.

**KEVIN SMITH**
inducted in 2019

Smith was a consensus All-America choice in 2007. He rushed for 2,567 yards and 29 touchdowns during his senior season, when Smith was the Conference USA Player of the Year and a First Team All-CUSA selection. He also finished eighth in Heisman Trophy voting following his final season as a Knight. His 2,567 yards were second-most ever at the time. Smith was a third-round pick in the NFL Draft and played five seasons with the Lions. After spending three seasons on the UCF Football staff (2015-17), Smith was named running backs coach at Florida Atlantic University.

**MARQUETTE SMITH**
inducted in 2005

One of only two rushers at UCF to rush for more than 1,000 yards in back-to-back seasons, local product Marquette Smith set a then single-season school-record for rushing yards (1,511) and touchdowns (14) in 1995. Following that year, he earned second-team All-America honors. Despite having played just two seasons with the Knights, Smith is fourth all-time in career rushing yards with 2,569. His career did not come to a halt when he left UCF, as Carolina selected him in the fifth round of the 1996 NFL Draft.

**BOB SPITULSKI**
inducted in 2009

Bob Spitulski dominated at outside linebacker during his four-year UCF career and ultimately was drafted in the third round by Seattle. Spitulski still ranks highly on several UCF career defensive record charts and retains the school's benchmark with seven tackles-for-loss in a single game (vs. Savannah State, Nov. 2, 1991). He led the team in sacks in three of his four seasons and went on to earn third-team All-America honors by the AP in 1991 as a senior. He also helped UCF to the 1990 FCS semifinals.

**A**

Bruce Aaron, C, Arcadia.....	1979
Jim Adams, TE, Tallahassee.....	1983
Luke Adams, DE, Pensacola.....	2013-15
Raymond Agee, QB, Auburndale.....	1982
Ke'von Ahmad, WR, Colleyville, Texas.....	2019-20
Kamar Aiken, WR, Miami.....	2007-10
Kurt Aken, P, Titusville.....	1987-89
Jordan Akins, WR/TE, McDonough, Ga.....	2014-17
Brandon Alexander, DB, Orlando.....	2011-14
Chad Alexander, WR, Lake Wales.....	2008-10
Robert Alexander, LB, St. Augustine.....	1991-94
Danny Allen, DE, Altamonte Springs.....	1981
Emery Allen, CB, Milton.....	2006-10
Mark Allen, OG, Belle Glade.....	1981
Travis Allen, PK, Rogersville, Tenn.....	1988
David Alls, CB, Winter Haven.....	1986
Charles Anderson, LB, Miami.....	1991-94
Demetris Anderson, DT, Fort Pierce.....	2013-14
L.J. Anderson, OG, Sumter, S.C.....	2005-07
Marcus Anderson, FB, Lake City.....	2001
Micha Anderson, OL, Stone Mountain, Ga.....	2014
Otis Anderson, WR, Jacksonville, Fla.....	2017-20
T'Angelo Andrews, DB, Daytona Beach.....	1982-83
Thomas Andrews, DE, Midway, Ga.....	1999-02
Carlos Ardavin, DB, Miami.....	1981-82
Scott Ariali, DB, Bainbridge, Ga.....	1989-92
David Ashkinaz, OG, Oak Grove, Calif.....	2002-03
Augustus Ashley, DB, Jacksonville.....	2006-07
Curt Ashley, DB, Miami Lakes.....	1984
Moses Ashley, DE, Miami.....	1980
Chris Askew, C, Key Largo.....	1999-01
Greg Atterberry, RB, Denmark, S.C.....	1981, '83
Tim Ayers, FS, Orlando.....	1979-80

B

Palmer Bachelder, DB, Augusta, Ga.....	2020
Corey Baker, TB, Seffner.....	2000-01
Jarrad Baker, WR, Eau Gallie.....	2020
Steven Baker, LB Ocala.....	2004-07
Perry Balasis, FB, West Palm Beach.....	1987-90
Darin Baldwin, DB, Homestead.....	2007-10
William Ballard, DE, Tampa.....	1982
Jaquarius Bargnare, WR, Orlando.....	2016
Dylan Barnes, PK, Merritt Island.....	2019
Gil Barnes, RB, Ft. Myers.....	1985-89
Spencer Barnes, WR, Orlando.....	1979
Deondre Barnett, LB, Cocoa.....	2013
Travis Barr, LB, Duluth, Ga.....	2005
Ed Barrett, C, Jacksonville.....	1985-86
Robert Batista, PK, Brooksville.....	2007
Kurt Baumann, OT, Chiefland.....	1998-00
Ryan Beal, SS, Merritt Island.....	2004
Neil Beasley, WR, Pinellas Park.....	1985-86
John Beauchamp, OG, Chiefland.....	1997-00
Jordan Becker, LB, Clearwater.....	2009-10
Sean Beckton, WR, Daytona Beach.....	1987-90
Sean Beckton, DB, Orlando.....	2011-14
Brett Bell, TE/OL, Wichita, Kan.....	2018-20
Sylvester Bembrey, DT, Miami.....	1984-87
Mark Benedict, OL, St. Petersburg.....	1980-81
Kyle Benkel, WR, Winter Park.....	2019
Kevin Bennett, TE, Jacksonville.....	1991-92
Elijah Benoit, DB, Brandon.....	2019
Jermaine Benoit, DE, Tampa.....	1994-97
Lamarious Benson, OL, Covington, Ga.....	2019
Javier Beorlegui, K/P, Merritt Island.....	1998-01
Lemec Bernard, LB, Ft. Myers.....	2002-04
Tatum Bethune, LB, Miami.....	2019-20
Nick Beucher, K, Lake Highland.....	2006
Atari Bigby, SS, Miami.....	2001-04
Andrew Bishop, OL, Miami.....	1987-90
Neil Bittong, FB/DT, Orlando.....	2005-07
Joseph Blackburn, OT, Anchorage, Alaska.....	2002
Cole Blair, DB, Albany, Ga.....	1979-82
Richard Blake, DB, Plantation.....	1992-94
Darryl Blanford, SS, Titusville.....	1988-89
Cal Bloom, TE, Maple Grove, Minn.....	2013-16
Mike Blue, OT, Jacksonville.....	1989

Justin Boddie, DB, Atlanta, Ga.....	2007-10
Wyatt Bogan, LB, Tampa.....	1984-86, '88
David Bohner, P, Matthews, N.C.....	2010-11
Brent Bolar, DE, Daphne, Ala.....	2000-03
Jeff Bolle, DB, Francis Creek, Wis.....	1981-84
Terence Bonner, RB, Memphis, Tenn.....	1984-86
Blake Bortles, QB, Oviedo.....	2011-13
Parker Boudreaux, OL, Orlando.....	2018-19
A.J. Bouye, DB, Tucker, Ga.....	2009-12
Rayfield Boyd, DB, Warner Robins, Ga.....	1992
Jamie Boyle, PK/P, Central Valley, N.Y.....	2009, '12
Jeremy Boykins, DB, Jacksonville.....	2016
Jerod Boykins, LB, Jacksonville.....	2016
Jeff Branham, TB, Orange, Mass.....	2004-05
Robert Braucht, DT, Edgewater.....	1993-95
Scott Braun, TE, Gainesville.....	1993-95
Gerren Bray, LB, Ft. Lauderdale.....	2001-04
Jim Bray, DE, Winter Park.....	1980, '83
Chad Breedon, LB, Mayfield, Ohio.....	2003
Ronnie Brewer, LB, Longwood.....	1989-90
Bobby Brewin, C, Lake City.....	2001-02
David Bridges, C, Glen St. Mary.....	1983-86
Demetre Brim, LB, Dundee.....	2015-16
Willie Britton, C, Jacksonville.....	1989-92
Paul Brock, C, Baker.....	1984
Paul Brock, LB, Hialeah.....	1985-86
Barry Brooks, LB, Plantation.....	1987
Chester Brown, OL, Hinesville, Ga.....	2013-16
Davonte Brown, CB, Plantation.....	2020
Dee Brown, FB, Brooksville.....	2001-03
Jake Brown, OL, Encinitas, Calif.....	2017-19
Jesse Brown, DB, Miami.....	1989
John Brown, PK, Orlando.....	2004-05
Larry Brown, DT, Jacksonville.....	2000-03
Mark Brown, SN, DeLand.....	1994-95
Patrick Brown, OT, St. Charles, Ill.....	2005-08
Savarris Brown, LB, Fort Myers.....	2001
Sinclair Brown, TE, Brunswick, Ga.....	2005-06
Darian Bryant, DB, Pompano.....	1984
John Bryant, LB, Plantation.....	1992-93, '95-96
Eric Buckley, SS, Merritt Island.....	1989-91
Quadric Bullard, DB, Hollywood.....	2020
Dave Burdetsky, DL, Orange Park.....	1982
Shawn Burgess-Becker, LB, Miami.....	2017-19
Dan Burke, C, Eau Gallie.....	1979-82
Chequan Burkett, LB, Montgomery, Ala.....	2013-17
Bob Burkhart, QB, Maitland.....	1981
Todd Burks, CB, Buffalo, N.Y.....	1992-93
Sioha Burley, WR, Meza, Ariz.....	1997-98
Joe Burnett, CB, Eustis.....	2005-08
Derek Burns, LB, Plantation.....	2020
Devon Burns, CB, Miami.....	1991
Michael Buscemi, LS, Plantation.....	2005-07
Davin Bush, CB, Hialeah.....	1996, '98-00
Kendall Bush, RB, East St. Louis, Ill.....	1980
Ian Bustillo, OL, Miami.....	2008-09
Adam Butcher, C, St. Petersburg.....	2002-03
Marek Butcher, P, St. Petersburg.....	1997
Nate Butler, FB, Fort Lauderdale.....	1981
Mike Buxton, OL, Bonita Springs.....	2008-09

C

Chris Cade, DT, Pahokee.....	1993-94
Woodley Cadet, LB, Loxahatchee, Fla.....	2013
Rob Calabrese, QB/WR, Islip Terrace, N.Y.....	2008-12
Kirk Callahan, DB, Seffner.....	2006
Andy Cambridge, DT, Lake Mary.....	1998
Austin Camden, DL, Altamonte Springs.....	2020
Anthony Campbell, DE, DeFuniak Springs.....	1984
Frank Campbell, DT, Miami.....	1994
Michael Campbell, OL/TE, Pensacola.....	2013-15
Greg Campion, TE, Sarasota.....	1982, '84
Alex Cantillo, C, Miami.....	1988
Tavaris Capers, WR, Miami.....	2001-04
Greg Cardomone, LB, Cambridge.....	1980
Ken Carpenter, LB, Orlando.....	1981
Paul Carrington, DE, Springfield, Ga.....	2002-05
Altman Carter, WR, Gainesville.....	1996-97
Blake Carter, LB, Cincinnati, Ohio.....	2006-07

Jack Carter, DE, Miami.....	2010
Mike Carter, TE, Melbourne.....	1980, '82
William Carter, LB, Cantonment.....	1985
Brandon Catto, LB, Jacksonville.....	1994
Nick Cattoi, PK, Tampa.....	2008-11
Rashard Causey, DB, Miami.....	2015-18
Joshua Celiscar, DE, Winter Haven.....	2020
Randy Charlton, DL, Miami.....	2018-20
Mason Cholewa, DL, McKees Rocks, Pa.....	2018-19
Kervins Choute, DT, Deerfield Beach.....	2020
Kenny Clark, WR, Ocala.....	1997-00
Errol Clarke, LB, Miami.....	2014-16
Neville Clarke, DB, Miami.....	2016-19
Marcus Clemons, DE, Titusville.....	2001
Todd Cleveland, WR, Altamonte Springs.....	1994, '97
Blake Clingan, P, Coral Springs.....	2007-10
Mike Coad, LB, St. Petersburg.....	1986-87
Aaron Cochran, HB/DL, Atlanta, Ga.....	2015-18
James Cody, SS, Naples.....	2001-02
Clifford Cole, DT, Altamonte Springs.....	1990-91
Trillion Coles, RB, Orlando.....	2019
Mirto Collazo Jr, OG, Miami.....	1980-81
Antwan Collier, DB, Miami.....	2017-20
Mike Collier, WR, Belle Glade.....	1982
Dwight Collins, TB, Lake Charles, La.....	1997-00
Edward Collins, OL, Birmingham, Ala.....	2019-20
Kelvin Collins, WR, Melbourne.....	1983
Kyle Coltrain, WR, Noblesville, Ind.....	2016
Ted Coltrain, WR, West Palm Beach.....	1987-89
Michael Colubiale, TE, Port Orange.....	2016-18
Steve Colubiale, RB, Ormond Beach.....	1981
Willie Comerford, OG, St. Petersburg.....	1999-01
Derrick Connor, OT, Miami.....	1988-91
Robert Lee Connor, DT, Mangum, Okla.....	1989
Joey Connors, DL, Powder Springs, Ga.....	2016-18
Scott Connors, FB, Coral Springs.....	1987
Bill Cook, DE, Jacksonville.....	1991-94
David Cook, FB, Ft. Myers Beach.....	1985-86
James Cook, LB, Jacksonville.....	2002-05
Tarik Cook, OL, Stone Mountain, Ga.....	2013-15
Anthony Cooks, LB, Daytona Beach.....	1992, '94-95
Bret Cooper, WR, Miami.....	1989-92
Travis Cooper, LB, Miami.....	1993-94
Roy Copeland, OL, Sebring.....	1981
Dallaz Corbitt, DE, Columbia, S.C.....	2020
Scott Cordrey, DT, Ocala.....	1996
Brian Covington, CB, Winter Haven.....	1987-88
Justin Coward, LS, Lakeland.....	2005-06
Doug Cox, C, Gainesburg, Ill.....	1987-89
Ja'Cyais Credle, WR, Columbus, Ga.....	2020
L.D. Crow, CB, Palm Harbor.....	2010
Brian Crutcher, WR, Dade City.....	1991-94
Mike Cullison, QB, Orlando.....	1979-80
Darrin Culpepper, SS, Miami.....	1983
Daunte Culpepper, QB, Ocala.....	1995-98
John Cummings, CB, New Smyrna Beach.....	1979-80
Rey Cunha, OL, Miami.....	2011
Buddy Cunningham, WR, Naples.....	1984
Andrew Curry, FB, Titusville.....	2002

D

Daren Daly, PK, Coral Springs.....	2008
Dan Daniels, TE, Merritt Island.....	1996
Lyle Dankenbring, DB, Stuart.....	2009-12
Anthony Davis, WR, Boynton Beach.....	2008
Brad Davis, C, Holly Hill.....	1983-84
Brandon Davis, RB, Suwanee, Ga.....	2008-09
Elgin Davis, RB, Jacksonville.....	1983-86
Gabriel Davis, WR, Sanford.....	2017-19
Gerod Davis, RB, Orlando.....	1992-95
Jonathan Davis, RB/LB, Lawrenceville, Ga.....	2009-12
Kalia Davis, LB, Pensacola.....	2018-19
Tavrus Davis, WR, Fort Lauderdale.....	1998-01
Titus Davis, LB, Atlanta, Ga.....	2016-18
Troy Davis, LB, Lawrenceville, Ga.....	2009-12
Turner Davis, RB, Sanford.....	1980-81
Willie Davis, LB, Pensacola.....	1998-01
Kelly Davison, OL, Washington, Ind.....	2013
Bill Dayton, C, Vero Beach.....	1996, '98
Harry deAntonio, TE, Ocala.....	1982



Chris Decker, OT, Pembroke Pines 2000
 Scott Dedelow, DT, Oviedo 1996-99
 Donald De La Haye, PK, Port St. Lucie 2016
 Chris DeLoach, DL, Columbus, Miss. 2019-20
 Damian Demps, SS, Miami 1997-00
 Jeremy DeVane, OG, Ormond Beach .. 2006-07
 Deaubrey Devine, LB, Lakeland 1996-99
 Chavis Dickey, OL, Byron, Ga. 2014-17
 Mike Dickinson, WR, Miami 1989-92
 Curtis Dix, DT, Boca Raton 1992, '95
 Reginald Doster, WR, Deerfield Beach .. 1995-98
 Leger Douzable, DT, Tampa 2004-07
 Steve Dovalle, LB, Orlando 1985-86
 Chad Downey, K/P, Cape Coral 1997-98
 Randy Dozier, LB, Orlando 2004-06
 Mark Duke, FB, Merritt Island 1980-81
 Bruce Dukes, DB, Tyrone, Ga. 2011
 E.J. Dunston, DT, Eatonville 2010-13

E

Michael Easton, DB/LB, Winter Haven. 2011-14
 Bill Eckler, OL, West Palm Beach 1982
 Robert Ector, RB, Miami 1984-87
 Reggie Edwards, RB, Daytona Beach .. 1984-87
 Steve Edwards, OT, Chicago, Ill. 2000-01
 Boma Ekiyor, DE, Ilorin, Nigeria 2001
 Emil Ekiyor, DE, Daytona Beach ... 1992-93, '95
 Trevor Elbert, OL, Rockwall, Texas 2018-19
 Antonio Eldemire, TE, New York, N.Y. 2004-05
 Ahmed El-Hawary, OG, Merritt Island .. 1997-98
 Scott Eling, OT, Inverness 1987
 Adrian Ellis, DB, Miami 1994-95
 Ron Ellis, CB, Palm Bay 2003-04
 Don Ellison, OG, Titusville 1979-80
 Alvin Encarnacion, LB, Jacksonville 1985
 Willie English, TB, Avon Park 1989-91, '93
 Scott Erickson, DE, Atlantis 1979-80
 Corris Ervin, DB, Atlanta 1984-87
 Aaron Evans, OL, Seffner 2014-17
 Keith Evans, DB, Fort Lauderdale 1986-88
 Nate Evans, LB, Waggaman, La. 2016-19

F

Damani Fagan, DB, Fort Lauderdale 2004
 Jeff Farmer, LB, Brooksville 1983-84
 Darius Faulk, DB, Jacksonville 1993
 Byron Felder, SS, Ferdinandia Beach ... 1986-87
 Edwin Ferguson, DE, West Palm Bch .. 1998-99
 Joe Field, FB, Miami 1997
 Travis Fisher, CB, Tallahassee 1999-01
 Ryan Flinn, P, Lehigh Acres 2001-02
 Nico Flores, WR, Miami 2010
 Taylor Flowers, LB, Groveland 1980-82
 Dontravious Floyd, H-Back, Homestead .. 2010-12
 DaBar Fluellen, WR, Titusville 2003
 Bernard Ford, WR, Cordele, Ga. 1985-87
 Rico Ford, LB, Fort Lauderdale 1984
 Darius Fore, DB, Bensalem, Pa. 1983-85
 Ray Forsythe, OT, Winter Garden 1993-94
 Fillipo Fort, LB, Clearwater 2019
 Leroy Foster, DE, Vero Beach 1992
 Kyle Fowler, LB, Longwood 2006
 Cornell Francis III, TB, Green Cove Springs. 1992-94
 Curtis Francis, TB, Green Cove Springs. 2004-07
 Jordan Franks, LB/WR/TE, Crawfordville.. 2014-17
 Raeder Frantzen, LB, Tampa 2016
 Troy French, C, Bradenton 1987
 Doug Friedlander, P, Daytona Beach ... 1981-82
 Cornelius Friendly, RB, Orlando 1989
 Jeff Froehlich, WR, Winter Park 1980-83
 Jimmy Fryzel, WR, Lakeland 1999-02
 Jeff Fye, CB, Fort Lauderdale 1997-99

G

Bryan Gabourel, DT, Oakland, Calif. 2005-06
 Dillon Gabriel, CB, Mililani, Hawaii 2019-20
 Doug Gabriel, WR, Orlando 2001-02
 Willie Gaetjens, TE, Titusville 2008-10
 Cedric Gagne-Marcoux, C, Quebec 2003-06
 Michael Gaines, TE, Tallahassee 2001-02

Derek Gainous, DB, Miami 2018-20
 Alex Galvez, OL, Miami 1993-96
 Sean Galvin, PK, Cork, Ireland 2012-14
 Ed Gantner, DE, Orlando 1979-81
 Mario Garcia, LB, Cooper City 1984
 Bob Garn, OL, Fort Lauderdale 1985-87
 Kevin Garvy, TE, Palm Beach 2011-12
 Ivery Gaskins, WR, West Palm Beach .. 2001-02
 Doug Gatewood, LB, Orlando 1979-82
 Kevin Gatlin, RB, Jacksonville 1988-89
 Sean Gaudion, FB, Brandon 1999-02
 Clayton Geathers, DB, Hemingway, S.C. 2011-14
 Jarvis Geathers, DL, Andrews, S.C. 2008-09
 Jonathan Gebka, DB, Boca Raton 2019
 Mark Giacone, RB, Westfield, N.J. . 1987, '89-90
 Kyle Gibson, DB, Tampa 2015-18
 Walter Gibson, CB, Miami 1989, '91
 Sean Gilhuly, OG, Winter Springs 2003-05
 Ryan Gillis, OG, Largo 1995-96, '98
 Eriq Gilyard, LB, Jacksonville 2018-20
 Neal Ginley, OT, Parma, Ohio 1980
 Bill Giovanetti, LB, Casselberry 1979-82
 Billy Giovanetti, FB, Winter Park 2009-12
 Nick Giovanetti, DB, Winter Park 2009
 Brian Glasford, WR, Opa-Locka 1983, '85
 Robert Glen, LB, Orlando 1989
 Jacoby Glenn, DB, Prichard, Ala. 2013-14
 Marcus Glover, CB, Ocala 2001, '03
 Jeff Godfrey, QB/WR, Miami 2010-13
 Alex Goforth, OL, Middlesboro, Ky. 1988-91
 Chip Goforth, LB, North Augusta, S.C. 1991
 Theo Goins, OL, Houston, Texas 2009-12
 Ben Goldberg, TE, Gainesville 1997-98
 Alan Gooch, DB, Clearwater 1981-82
 Damarius Good, RB, Orlando 2020
 Cam Goode, DL, Washington, D.C. 2019-20
 Mark Goode, RB, Maitland 1980
 Jimmy Goodman, LB, Orange Lake 1987
 Tod Goodyear, TE, Eau Gallie 1979
 Bruce Gordon, DB, Orlando 1980-82
 Ferrol Gordon, DB, DeLand 1985
 Jimmy Gore, DB, Daytona Beach 1989
 Mark Gorrell, DG, Titusville 1979
 Ray Gould, OG, Coral Springs 1997
 Tay Gowan, DB, Covington, Ga. 2019
 Mike Granham, LB, Miami 2005
 Bailey Granier, OL, Galliano, La. 2018
/>
 Joey Grant, DL/OL, Apopka 2012-14
 Mike Grant, TB, Jacksonville 1995, '97-98
 Richie Grant, DB, Fort Walton Beach .. 2017-20
 Tony Gray, OL, Loganville, Ga. 2019
 Troy Gray, LB, Kennesaw, Ga. 2011-14
 Victor Gray, DL, Orlando 2010-12
 Don Grayson, TE, Sanford 1986-87
 Michael Greco, QB/S, Ft. Lauderdale .. 2007-09
 Cornell Green, OT, St. Petersburg 1995-98
 Deion Green, DL, Orlando 2012-13
 Emory Green, LB, Sanford 1994-97
 Montrel Greene, RB, Albany, Ga. 1989-90
 Brandon Greenlee, LB, Bronson 1999
 Doug Grieder, FB, Fern Park 1979
 Shaquem Griffin, DB/LB, St. Petersburg. 2015-17
 Shaquill Griffin, DB, St. Petersburg 2013-16
 Franco Grilla, PK, Miami 1989-92
 Mike Grissom, NG, Jacksonville .. 1986-87, '89
 Dean Groves, SS, Orlando 1979
 Mike Gruttadauria, C, Tarpon Springs.. 1991-94
 Tony Guerdar, DL, Tampa 2016-17
 Matt Gulla, LB, Fort Lauderdale 1994-95
 Chris Gunn, LB, Prairie, Miss. 1999
 A.J. Guyton, WR, Homestead 2007, '09-11
 Kurt Gwynne, NG, Seminole 1985-87

H

John Hafferty, OL, Alpharetta, Ga. 2008
 Jonas Haggins, RB, Lakeland 1979
 Herbert Hall, C, Panama City 1983, '85-86
 Rannell Hall, WR, Miami 2011-14
 Rufus Hall, WR, Bartow 1993-94, '96
 Nathan Hallet, FB, St. Petersburg 1995-96

Derrick Hallman, LB, Fort Pierce 2007-10
 Jawon Hamilton, RB, Miami 2016
 Rick Hamilton, LB, Inverness 1989-92
 Rovel Hamilton, CB, Melbourne 2002-03
 Quintin Hampton, LB, Moultrie, Ga. 2015
 Noah Hancock, DL, Beckley, W.Va. 2019-20
 Omar Hansborough, DB, Homestead 2010
 Tony Hardman, LB, Clearwater 1998-00
 Corries Hardy, DE, Melbourne 1994-95
 Fred Harley, DT, Fort Myers 1997-00
 T.J. Harnden, DL, Tallahassee 2008-09
 F.B. Harper, LB, Englewood 1988
 Greg Harper, OL, Gainesville 1995
 Alex Harris, WR, Kearney, Neb. 2017-19
 Jacob Harris, WR, Palm Harbor 2018-20
 John Harris, CB, Valparaiso 1988-89
 Mark Harris, LB, Middleburg 1986
 Tyler Harris, QB, Blackshear, Ga. 2015
 Case Harrison, WR, Gainesville 2017
 Brynn Harvey, RB, Largo 2008-09, '11-12
 Craig Harvey, LB, Miami 2003
 R.J. Harvey, RB, Orlando 2020
 Rashidi Haughton, DE, Miami 2009
 Barry Havenner, TE, Clearwater 1983
 Victor Hawkins, DB, Immokalee 1982
 Brendon Hayes, DL, New Orleans, La. 2016-19
 Jordan Hayes, DB, Loganville, Ga. 2019
 Lenard Hayes, DB, Clearwater 1994
 Alex Haynes, TB, Orlando 2001-04
 Frank Haynes, OT, Delray Beach 1996-99
 Sidney Haynes, WR, Suwanee, Ga. 2007-08
 Mike Heckman, LB, Winter Garden 1981
 Mike Hedge, SN, Clearwater 1999-01
 Kevin Helms, QB, Winter Haven 1985
 Cam Henderson, DE, Birmingham, Ala. 2011-12
 Chance Henderson, LB, Conyers, Ga. 2006-08, '10
 Brett Henley, FS, Gainesville 1985
 Jared Henry, DB, Jacksonville 2014
 Daron Herndon, C, Altamonte Springs ... 1997
 Tate Hernly, OL, Fort Myers 2015-17
 Jake Hescocck, TE, Pittsfield, Mass. 2018-20
 Brian Hessinger, LB, Melbourne 1986-88
 Keenan Hester, DL, St. Petersburg 2020
 Randy Hine, OT, Winter Park 1979-81
 Dan Hignite, OG, Orlando 1982
 Rex Hill, DT, Marathon 2006-07
 Trysten Hill, DL, Lee 2016-18
 Darin Hinshaw, QB, Port Charlotte 1991-94
 Tyson Hinshaw, WR, Orlando 1998-00
 Brett Hodges, QB, Winter Springs 2009
 Justin Hodges, CB, Fort Lauderdale 2020
 Jim Hogan, P, Bunnell 1986
 Cory Hogue, LB, Naples 2005-07, '09
 Derek Holland, LB, St. Cloud 1993-96
 Patrick Holland, FS, Miami 2002-03
 Sam Holland, WR, Miami 1983-84
 Alec Holler, TE, Winter Park 2020
 Justin Holman, CB, Snellville, Ga. 2013-16
 Travis Holmes, CB, Jacksonville 2004
 Penn Holsapple, DB, Anchorage, Alaska .. 1988-91
 Blake Holton, PK, Tampa 1988
 Alphonzo Hopkins, Jr, CB, Cairo, Ga. 2001-03
 Aaron Horne, P, Miami 2004-06
 Chad Hounshell, OL, Mentor, Ohio 2009
 Caleb Houston, P, Cleveland, Tenn. 2013-16
 Clarence Howard, DE, Springfield, Va. 2005
 Omari Howard, TB, Syracuse, N.Y. 1998-00
 Joey Hubbard, TE, Chiefland 1995-97, '99
 Marcus Hubbard, OG, Sanford 2005-06
 Tyler Hudanick, OL, Harmony, Pa. 2015-18
 Austin Hudson, WR, Gainesville 2009-10
 Brian Huff, OT, Coral Springs 1999-02
 Mike Huff, RB, LaBelle 1993, '95-97
 Luther Huggins, WR, Miami 2001-04
 Mike Hughes, DB, New Bern, N.C. 2017
 Charley Hughlett, LS, Tampa 2008-11
 Mike Hulsman, DE, Deltona 1998-99
 Tom Hunkerford, PK, Alexandria, Va. ... 1979-80
 Brian Hunsicker, OG, Fort Lauderdale 1979
 Chance Hutto, C, Bainbridge, Ga. 1999
 Donald Huzzie, FB, Miami 1993-96

**I**

Dominic Ignelzi, OL, Port St. Lucie	2004-07
Ray Irvin, CB, Ormond Beach	1988-90
Kemal Ishmael, DB, Miami	2009-12
Kyle Israel, QB, Orlando	2004-07

J

Bobby Jackson, C, Jacksonville	1983-84
Brian Jackson, FS, Lakeland	1996
Kenny Jackson, WR, Lehigh	2006
Mario Jackson, TE, Palatka	1999-02
Richard Jackson, WR, Clermont	2008
Ron Jackson, DT, Pensacola	1981
Samuel Jackson, OL, Bradenton	2018, '20
Toby Jackson, LB, Griffin, Ga.	2011
Tony Jacob, OL, Atlanta, Ga.	2011
Eddie James, LB, Lake Worth	1979-80
Javid James, WR, New Orleans, La.	2006-07
Pat Jasinski, LB, Roswell, Ga.	2015-18
Robenson Jean, LB, Delray Beach	2007
Jeremiah Jean-Baptiste, LB, Homestead	2019-20
Rashad Jeanty, DE, Miami	2001-02
Greg Jefferson, DE, Bartow	1991-94
Shawn Jefferson, WR, Jacksonville	1988-90
Marcus Jenkins, DE, St. Petersburg	1995-98
Sergio Joachim, WR, North Miami	2005, '07
Amarl Johnson, WR, Miami	2019-20
Andre Johnson, NG, Orlando	1986-87
Chris Johnson, WR/DB, Jacksonville	2015-17
Darcy Johnson, TE, Palatka	2002-05
DeMarcus Johnson, DT, Tallahassee	2002-03
Drico Johnson, DB, Orlando	2013-16
Jimmy Johnson, WR, Odessa	2000-01
Jordan Johnson, RB, Loganville, Ga.	2016-19
Keenan Johnson, DB, Oakland, Calif.	2018
Rashard Johnson, CB, Miami	2001-02
Ron Johnson, SS, Centerville, Ohio	1979-81
Ron Johnson, QB, St. Petersburg Beach	1988-91
Storm Johnson, RB, Loganville, Ga.	2012-13
Tim Johnson, FS, Largo	1991
Tom Johnson, LB, Casselberry	1983-84
Travis Johnson, DB, Miami	1991-92
Travonti Johnson, CB, Miami	2003-06
Harvey Joiner, TE, Austin, Texas	2003-04
C.J. Jones, RB, Daytona Beach	2015
Eric Jones, LB, Gainesville	1988-90
Hayden Jones, WR, Orlando	2016
Jamie Jones, NG, Columbia, Md.	1983, '85-87
Mike Jones, OG, Ft. Myers	1985
Rodney Jones, LB, Tampa	1992
Rudy Jones, QB, Miami	1988-90
Willie Jones, OT, Belle Glade	1995
Jon Jordan, RB, Waycross, Ga.	1987-89
Michael Jordan, QB, Tampa	1992
Trenton Jordan, DE, Pasadena, Calif.	2003-04
Cedric Jordan-Williams, RB, Jacksonville	2017
Harry Jorgensen, WR, Fremont, Calif.	1991-93
Jose Jose, DT, Miami	2011-12
Ricot Joseph, FS, Lake Worth	1999-01

K

Scott Kairalla, SN, West Palm Beach	1996-97
Tywin Kalandyck, LB, Live Oak	2003
Tommy Kasper, FB, Winter Springs	2004
Ricky Kay, FB, Deltona	2007-10
Barrie Kee, P, Naples	1987-88
Kris Keene, OG, Oviedo	1991-94
Joe Kelikipi, WR, Pittsburgh, Pa.	1991
Brendan Kelly, RB, Shoreham, N.Y.	2009-12
Dominik Kelly, CB, Quitman, Miss.	2005-06
Earnell Kelly, LB, Gainesville	1996-99
Jeff Kelly, SS, Birmingham, Ala.	1979
Josh Kelly, DB, Oviedo	2019
Paul Kelly, DB, Pensacola	1983
Craig Keneipp, FB, Sarasota	1979-80
Alan Kervin, P, East Lake	2020
Eddie Keyes, CB, Orange Park	1994-95
Tim Kiggins, RCB, Largo	1979-80
D.J. Killings, DB, Jacksonville	2013-16

Adrian Killins Jr., RB, Daytona Beach ..	2016-19
Dave King, LB, Rockville, Md.	1982
Dennis King, DE, Daytona Beach	2004
Gordon King, OL, Winter Springs	1988, '90
Wayne King, LB, Melbourne	1985
Nelson Kirkland, DL, Lakeland	1981
Jared Kirksey, DE, St. Augustine	2006
Bob Knott, DL, Miami	1989-92
Jason Kotar, DL, Winter Park	1989-91
Walt Kretowicz, FB, Fort Monmouth, N.J.	1982

L

Tom Laipply, OG, Port Charlotte	1989-91
Mike Landi, WR, Princeton	1981-82
Parker Langley, P, Ft. Myers	2007
Tony Lanham, QB, Louisville, Ky.	1985
Mac Lantrip, LB, Longwood	1985-86
Darryl Latimore, CB, St. Petersburg	1993-95, '97
Omar Laurence, CB, Largo	2002-03
Mike Lavoie, C, Sanford	2007-08
Shane Law, FS, Tampa	1990-91, '93
Charles Lee, WR, Homestead	1997-99
Matthew Lee, OL, Oviedo	2020
Abre' Leggins, OL, Orlando	2009-10
John Leggio, TE, Hollywood	1984
Eric Leister, WR, Orlando	1995-98
Matt LePain, C, Palm Harbor	1990-92
Gese Lescalette, DE, Winter Park	1979
Dyllon Lester, DB, Plantation	2019-20
Norman Lewis, OG, Port Charlotte	2003
Rahsaan Lewis, DB, Windermere	2018
Shawn Lewis, FB, Ft. Lauderdale	1991
Vincent Lewis, WR, Moore Haven	1981
Josh Linam, LB, Tavares	2008-11
Charles Lincoln, OL, Melbourne	1982-85
John Linde, OG, Winter Park	1980
Robert Lindsey, DL, St. Cloud	1987-90
Mike Lofton, DL, Clearwater	2020
Emmanuel Logan-Greene, WR, Ft. Lauderdale ..	2017
Millard Long, RE, Oviedo	1979
Chris Lorenti, C, South Daytona	1997-00
Mac Loudermilk, TE/P, Valdosta, Ga.	2016-18
Seyvon Lowry, DL, Jacksonville	2013, '16-17
Louis Lubin, DB, Kissimmee	1992-95
John Lubischer, TE, Boca Raton	2008
Jamie Lugo, QB, Winter Park	1982-83
Matt Lundy, TE, Orlando	2001
Corey Lunford, LB, Pahokee	1991
Kevin Lutz, FS, Louisville, Ky.	1979
Gabriel Luyanda, LB, Tampa	2017-18
Mike Lynche, DT, St. Petersburg	2001-02

M

Sean Maag, DB, Orlando	2012-13
Mike Mabry, C, Dayton, Texas	2001-02
Jonathon MacCollister, TE, Orlando	2019
Darriel Mack Jr., QB, Norfolk, Va.	2018-19
Edward Mack, TB, Valdosta, Ga.	1996, '98-00
Kyle Madden, TE, Kennesaw, Ga.	2008
Jason Magalski, FB, Fort Lauderdale	1993
Jorge Magluta, OG, Miami	1982-85
Andrew Majeski, LB, Grand Marais, Minn.	1997
Brian Makar, LB, Fort Myers	1984, '86-87
Mike Malatesta, DB, Orlando	2005
Jaryl Mamea, DT, Fagasa, American Samoa	2013-14
Rick Mann, OG, Sanford	1979-80
Keith Marcos, LB, Tampa	1991-93
Craig Marsden, C, Melbourne	1987-90
Brandon Marshall, WR, Winter Park	2002-05
Zach Marsh-Wojan, TE, Vacaville, Calif.	2020
Gage Marsill, LS, Deltona	2015-16
Chris Martin, OL, Fort Walton Beach ..	2010-13
Ed Marynowitz, QB, Coral Springs	2005
Chad Mascoe, LB, Kissimmee	2002
Jeff Mauldin, DT, Gulf Breeze	1997-00
Zamari Maxwell, DB, Largo	2018-20
Rick Maynard, LB, St. Petersburg	1981
Rashad Mays, FS, Kissimmee	2004
Vinny Mazzurco, LB, Ocala	2011
Parnell McCall, DT, Bunnell	1987-89

Jamar McClain, DB, Miami	2013
Cecil McCleod, LB, Miami	1984
Glenn McCombs, P, Cape Coral	1983-84
Greg McCrae, RB, Miami	2017-20
Mike McCrary, QB, Wauchula	1981
Cliff McCray, OG, Miami	2007, '09-11
Garrett McCray, OT, Mayo	1999-02
Jordan McCray, OL, Miami	2010-13
Justin McCray, OL, Miami	2010-13
Justin McDonald, LB, Lauderhill ..	2013, '15-16
Lance McDowell, DT, Mount Vernon, N.Y.	2014-15
Quincy McDuffie, WR, Orlando	2009-12
Taj McGowan, RB, Hollywood	2015-18
Britt McGriff, WR, Gainesville	1999-02
James McGriff, LB, Clermont	1980
Jake McKibben, DT, Wauchula	1999-01
Josh McKibben, DT, Wauchula	1998-01
Jermaine McMillian, DB, Miami	2018, '20
Josh McMullen, OL, Decatur, Miss.	2018, '20
Drew McPhail, C, Gainesville	1993
Jamell McWhorter, DE, Orlando	1994-97
Bruce Meeks, RB, Miccosukee	2006
Doug Meighan, OG, Tampa	1983
Justin Menard, WR, Stockbridge, Ga.	2020
Alex Mendez, OT, Selma, Calif.	2002
Bob Menello, FB, Orlando	1992-94
Mike Merritt, TE, West Palm Beach	2004-07
Angel Mesa, RB, Orlando	1988-89
Dave Meyl, LB, Jacksonville	1983-84, '86-87
Brian Miller, QB, Johnson City, Tenn.	2000-02
Bruce Miller, DE, Canton, Ga.	2007-10
Charlie Miller, OG, Belle Glade	1982-84
Kevin Miller, TE, Delran, N.J.	2013-14
Wyatt Miller, OL, Douglas, Ga.	2015-18
Buster Mills, OG, Miami	1989-93
McKenzie Milton, QB, Kapolei, Hawaii ..	2016-18
Charles Mitten, TE, Naperville, Ill.	1984
Paul Miranda, CB, Thomasville, Ga.	1996-98
Eric Mitchell, LB, Miami	2017-20
Willie Mitchell, LB, Deltona	2011-12, '14
Steven Moffett, QB, Winter Park	2003-06
Shawn Moffitt, PK, Orlando	2011-14
Anthony Montalvo, DL, Tampa	2018-20
Brandon Moore, DB, Sanford	2017-18
Freddie Moore, OT, Tallahassee	1997
Gerald Moore, DE, Moore Haven	1983-84
Jon Moore, OT, Port St. Lucie	1991-93
Jonathan Moore, WR, Fort Lauderdale ..	2019
Justen Moore, DE, Ocala	1996-99
Kendrick Moore, FB, Clermont	1995-97
Shane Moore, LB, Jacksonville	1994, '97
Johnovan Morgan, OG, Miami	2002
Tre'Mon Morris-Brash, DL, Washington, D.C.	2019-20
Danny Moser, FB, Eau Gallie	1981-82
Quade Mosier, LB, Fayetteville, Ark.	2020
Eugene Muhart, FB, Miami	1983
John Muldoon, RB, Cocoa Beach	1981
Latavius Murray, RB, Nedrow, N.Y.	2008, '10-12
Travis Muse, C, Arcadia	2001-02
T.J. Mutcherson, DB, Tampa	2016

N

Christopher Nahat, WR, Odessa	2012
Darius Nall, DE, Douglasville, Ga.	2007, '09-11
Johnell Neal, CB, Baton Rouge, La.	2005-08
Tre Neal, DB, Buford, Ga.	2015-17
David Nelson, LB, Port Orange	1990-93
Frisher Nelson, DT, Fort Myers	2002-05
Mike Nelson, P, Homestead	1992
Jerry Nemethy, DE, Coral Springs	1981-82
Paul Neuner, NG, Winter Park	1985
Jamar Newsome, WR, St. Petersburg ..	2008-10
John Newton, DL, Miami	1984
Thomas Niles, DL, Gainesville, Ga.	2012-15
Adam Nissley, TE, Cumming, Ga.	2008-11
Kendall Nixon, OG, Jacksonville	1980-81
Kim Nixon, RB, Nichols	1983-84
Tre Nixon, WR, Viera	2018-20
Mark Nonsant, WR, West Palm Beach ..	1995-98
Zac Norris, OL, Port St. Joe	2010

**O**

Ed O'Brien, PK, Hialeah..... 1984-87
 John O'Day, OL, Miami 1983-86
 Michael O'Shaughnessy, DE, Winter Park... 1979-80
 Ryan O'Keefe, WR, Round Rock, Texas ... 2019-20
 Daniel Obarski, PK, Chandler, Ariz. 2019-20
 Josh Odigie, DL, Costa Mesa, Calif. 2017
 Goodson Ohaegbulam, LB, Winter Park ... 2003
 Emeka Okamkor, DT, Baton Rouge, La. 2004-07
 Taylor Oldham, WR, Daytona Beach ... 2013-16
 David Orris, NG, Washington, Iowa 1981
 John Osborne, TE, Milledgeville, Ga. 1987-90
 Andrew Osteen, P, Enterprise, Ala. 2019-20
 Mike Osuna, DE, Miami 1996-97
 Joe Owens, DB, Atlantic Beach 1985-87
 Jordan Ozerites, DB, Mount Dora .2010, '12-14

P

Miles Pace, DL, Miami 2013-14
 Don Page, DE, Foley, Ala. 2000
 Luke Palmer, OL, Wauchula 2015-18
 Mike Palmer, NG, Casselberry 1982
 Mike Palmer, LB, Cocoa Beach 1995-98
 Jason Palmisano, TB, Melbourne 1991
 Kelly Parfitt, OL, Boca Raton 2013
 Maury Parker, LB, Philadelphia, Pa. 1984
 Renford Parkes, SS, Titusville 2004-06
 Jeff Parsons, OT, Jacksonville 1981
 G.T. Parris, TE, Vero Beach 1990-91
 Matt Parris, FS, Vero Beach 1991
 Michael Patrick, DB, Orange Park 2013
 Elton Patterson, DE, Tallahassee 1999-02
 Ian Patterson, CB, Miami 1987
 Nick Patti, QB/WR, Orlando 2015-16
 Lokahi Pauleo, OL, Kapolei, Hawaii 2019-20
 Chad Payne, WR, Orlando 1991, '93
 Tristan Payton, WR, Jacksonville.. 2015-16, '18
 Dave Pedersen, OL, Naperville, Ill. 1987
 Travis Peebles, QB, Miami 1990-91
 Vic Penn, QB, Miami 1999-00
 Larry Peoples, OT, Jacksonville 2003
 Caleb Perez, SN, Palm Beach Gardens 2017-18
 Raul Perez, RB, Miami 1982
 Craig Perkins, LB, Jupiter 1987
 Brian Permenter, CB, Miami 1992-93
 Breshad Perriman, WR, Lithonia, Ga. 2012-14
 Jason Peters, TB, Seattle, Wash. 2005-06
 Al Peterson, WR, Alachua 2002-04
 Jock Petree, DL, Orlando 2016
 Brett Petrovich, LB, Boca Raton 1983
 Charlie Pierce, PK, Lakeland 1993-96
 Nick Pieschel, OL, Fort Lauderdale 2008-11
 Chris Pilinko, LB, St. Augustine 2000-02
 Jamiyus Pittman, DT, Moultrie, Ga. 2014-17
 Mike Piurowski, LB, Sarasota 1979
 Bobby Joe Plain, WR, Fort Pierce 1979
 Terrance Plummer, LB, Orange Park ... 2011-14
 Antoine Poe, LB, Lakeland 2000-01, '03
 Matt Polimeni, TE, St. Augustine 2000
 Raheem Pontflet, DE, Jacksonville 1998-99
 Brett Porche, P, Orlando 1979
 Deon Porter, DB, Waycross, Ga. 1995, '97-98
 Allen Powell, CB, Orlando 1992-95
 Jon Powell, DB, Orlando 2018-20
 Matt Prater, K/P, Estero 2002-05
 Johnie Presley, TB, Ocala 1995-96
 Connor Price, DB, Palm Beach 2011
 Joseph Puopolo, RB, Naples 2013-15

Q

James Quillian, DT, North Miami Beach... 1991-93
 John Quintana, P, Oviedo 1983
 Rodrigo Quirarte, PK, Queretaro, Mexico... 2014

R

Corey Rabazinski, TE, Winter Park 2006-09
 Jason Rae, DT/OL, Weston 2013-16
 Jordan Rae, OL, Weston 2010-12
 Robin Rafferty, C, Tampa 1987

Joe Rago, OG, Orlando 1990-91
 Cody Ralston, LB, Calhoun, Ga. 2013
 Roger Ranneb, DB, Orlando 1989
 Sha'reff Rashad, DB, Jacksonville 2005-08
 Bill Ray, DE, Winter Park 1979
 Tristan Reaves, WR, St. Cloud 2017
 Nakia Reddick, LB, Miami 1993-96
 Scott Redditt, LB, Altamonte Springs 1979
 Micah Reed, RB, Crestview 2013-14
 Josh Reese, WR, Miami 2011-14
 Max Reeves, SN, Dunnellon 2002-04
 Jah Reid, OT, Haines City 2007-10
 Kareem Reid, DE, Coral Springs 2005-06
 Kevin Reid, QB, Palm Harbor 1995-96
 David Rhodes, WR, Mulberry 1991-94
 Stanford Rhule, LB, Fort Lauderdale 2001-04
 Andrew Rice, DL, Lake Mary 2013
 Tyrell Rice, DB, Fort Pierce 1996-98
 Greg Richards, FB, Titusville 1982
 Jordan Richards, LB, Cary, N.C. 2005-06, '09
 Cordarrian Richardson, RB, Memphis, Tenn. 2017
 Johnny Richardson, RB, Lake Wales 2020
 LeBranden Richardson, DE, Miami 2011
 Marv Richardson, DE, Belleville, Ill. 1996-99
 Kenton Rickerson, SS, St. Augustine ... 1994-97
 Victor Riddle, FS, Lakeland 1983, '85
 Koltan Riley, DE, Sunrise 1983-84
 Jon Rivera, QB, Perth Amboy, N.J. 2002-03
 Lorenzo Rivers, RB, Kissimmee 1983
 Anthony Roberson, TE, Richmond, Va. 2017-19
 Jimmie Roberts, CB, Melbourne 1987-90
 Taylor Robertson, OG, Kingston, Ontario. 1999-02
 Aaron Robinson, DB, Deerfield Beach 2018-20
 Jaylon Robinson, WR, Fort Worth, Texas. 2020
 Josh Robinson, CB, Sunrise 2009-11
 Loren Robinson, LB, Longwood 2011
 Mark Robinson, LB, Baltimore, Md. 1979-81
 Craig Rodrigue, DT, Tallahassee 1985-87
 Tito Rodriguez, LB, Lehigh 1998-01
 Breon Rogers, DB, Stone Mountain, Ga. 2005-08
 Mitch Rolfe, TE, Elkhorn, Neb. 1987
 Nick Rosinski, DT, Plantation 2001-02
 Bob Ross, WR, Titusville 1979-80
 Rocky Ross, WR, Jacksonville 2005-07, '09
 Tony Rosser, DT, Marietta, Ga. 1997-98
 Jim Rountree, WR, Coral Springs 1980-83
 Paul Rubelt, OL, Frankfurt-Oder, Germany ... 2020
 Commer Rucker, CB, Ft. Lauderdale 2000
 Mark Rucker, LB, Miramar 2014-16
 Darrell Rudd, DT, Dayton, Ohio 1981-84
 Bob Rumbaugh, FS, Miami 1987
 Craig Russell, DE, Winter Park 2000-01
 Maurice Russell, LB, Fort Meade 2014-16
 Scott Ryerson, PK, Orlando 1980-83

S

Jeff Sacco, DE, Chatham, N.J. 1982
 Bill Sagues, DT, Winter Park 1979-80
 John Sakal, C, Clearwater 1982
 Mike Sakal, OT, Clearwater 1982
 Larry Salazar, LB, Hialeah 1989
 Russ Salerno, P, Orlando 1989-91
 Aaron Sam, RB, Concordville, Pa. 1983-86
 Ricky Sampson, WR, Rockledge 1980
 Cade Sams, WR, Jacksonville 2020
 Jason Sams, DB, Jacksonville 1989-91
 Asante Samuel, CB, Fort Lauderdale .. 1999-02
 Peter Sands, FS, Titusville 2001-03
 Ronnell Sandy, LB, Titusville 2003-06
 Brian Sargent, LB, Herndon, Va. 1990
 Rob Sauvaio, DT, Leesville, La. 2014
 Wes Tunuufi Sauvaio, DL, Leesville, La. 2008-10
 John Scargle, DB, Yorba Linda, Calif. ... 1980-82
 Ed Schenk, QB, Pemberville, Ohio 1981-82
 Bo Schneider, QB, Dallas, Texas 2015
 Cole Schneider, OL, Fort Myers 2018-20
 Ryan Schneider, QB, Plantation 2000-03
 Doug Schoen, OG, Winter Park 1990-93
 Scott Scholtens, WR, Downers Grove, Ill. ... 1984

Brandon Scott, DB, New Orleans, La. 2016
 Eric Seidelman, OL, Orlando 2019
 Page Sessions, FB, Dade City 1996, '98-99
 Lyle Shackelford, OL, Orlando 1982
 Sheldon Shakespeare, CB, Jacksonville 2006
 Jay Shapiro, DL, Cooper City 1982
 Tommy Shavers, FS, Florida City 1998-00
 Ray Shipman, LB, Miramar 2011-12
 Keith Shologan, DT, Edmonton, Alberta.. 2004-07
 Elliot Shorter, SS, Quincy 1998-01
 Tubby Shwedo, LB, Atlanta, Ga. 1990-91
 Ben Simmons, LB, Jacksonville 1990
 Joe Simmons, DT, Fernandina Beach .. 1985-88
 Eric Simpson, DT, Bradenton 1982-85
 Mike Sims-Walker, WR, Orlando 2003-06
 Art Sippio, DT, St. Cloud 1982
 Josh Sittion, OL, Pensacola 2004-07
 Darin Slack, QB, Fern Park 1984-87
 Sean Slack, OG, Winter Park 1992
 Gary Slager, DB, Auburndale 1980
 Eric Smith, TE, Camp LeJeune, N.C. 1989
 Kevin Smith, TB, Miami 2005-07
 Kyle Smith, OL, Brockway, Pa. 2004-07
 Marquette Smith, TB, Casselberry 1994-95
 Maurice Smith, TB, Oviedo 1997
 Phil Smith, OL, Tampa 2012
 Phillip Smith, RB, Mansfield, Texas 2006-07
 Rachaud Smith, LB, Miami 1997-00
 Shane Smith, RB, Susquehanna, Pa. 2006
 Tre'Quan Smith, WR, Delray Beach 2015-17
 Dredrick Snelson, WR, Miami 2016-18
 Barry Snider, DL, Tucson, Ariz. 2010-11
 Albert Snyder, CB, Palm Bay 1998-01
 Mike Sommerfield, OT, Miami 1979-82
 Justin Sommers, OL, Fort Lauderdale 1996
 Elijah Spann, WR, Tampa 2018
 Tom Sparks, NG, Orlando 1979-80
 Steve Spears, DT, Albuquerque, N.M. 1986-88
 Arnell Spencer, WR, Orlando 1986-88
 Domenic Spencer, LB, Dallas, Texas. 2012, '14-15
 Mike Spencer, LB, Merritt Island.. 1996-97, '99
 Bobby Spitulski, LB, Orlando 1988-91
 Charles Sprekel, OL, Delray Beach 2017
 William Stanback, RB, Hempstead, N.Y. ... 2013-14
 Mike Stapp, RB, Orlando 1979-80
 Jim Stevens, LB, Heidelberg, Germany 1980
 Josh Stevens, DE, Port Arthur, Texas ... 2003-04
 Bill Stewart, LB, Seffner 1987-90
 Cam Stewart, WR, Snellville, Ga. 2015-18
 Kevin Stewart, OL, Orlando 1993-96
 Pat Stewart, RB, Hamilton, Ontario 1990
 Sean Stickler, OT, Bradenton 1988
 Stuart Stipe, WR, Waycross, Ga. 1994-96
 Brendin Straubel, DB, Tampa 2013, '15
 Mark Street, LB, Largo 1982
 Brandon Sumner, GB, Daytona Beach 2004
 Jarrett Swaby, DB, Belle Glade 2011
 Boman Swanson, OL, Homestead 2017
 Alex Swenson, DB, Oviedo 2019
 David Swift, OT, Apopka 1988-90
 Othellus Swift, DB, Apopka 1983
 Stanley Sylverain, DL, Naples 2013-14

T

Chris Tabscott, OG, Winter Springs 1992-95
 James Tarver, DB, Jacksonville 2019
 Tarveres Tate, DT, Avon Park 1993-96
 Marcus Tatum, OL, Daytona Beach 2020
 Monte Taylor, DL, Springdale, Md. 2015
 Jim Taylor, WR, Gainesville 1979-82
 Josh Taylor, WR, Patterson, Ga. 2002
 Vic Taylor, LB, Milledgeville, Ga. 1989-92
 Scott Teal, LS, Longwood 2012-14
 Brian Terr, PK, Tampa 1989-92
 Blake Thames, TE, West Palm Beach 1998
 Kendrick Thomas, LB, Melbourne 1994-96
 Alex Thompson, LB, Gainesville 2006-09
 Bentavious Thompson, RB, Miami 2018-20
 Carlos Thompson, CB, McComb, Miss. 2001-02
 Cedric Thompson, RB, Miramar 2012-15



Jerome Thompson, RB, Tampa 1981-82
 Corey Thornton, CB, Miami 2020
 Jason Thorpe, QB, Lakeland 1996-98
 Ron Thow, FB, Staten Island, N.Y. 1989-92
 Dana Thyhsen, QB, DeLand 1982-84
 Travis Timmons, DT, Gainesville 2006-09
 Blake Tiralosi, WR, Orlando 2015-16
 Gabby Torres, TB, Orlando 2003
 Michael Torres, PK, Thiels, N.Y. 2006-07
 Greg Toy, OG, Lakeland 1985-87
 Torell Troup, DT, Conyers, Ga. 2006-09
 Mark Trudell, OT, Spring Hill 1991
 Jose Trujillo, LB, North Miami 1988-89
 Justin Tukes, TE, Sylveste, Ga. 2011-14
 Brooks Turner, WR, Deerfield Beach... 2003-04
 Craig Turner, P, Winter Garden 1980
 Kenny Turnier, DL, Miami 2018-20

U

David Underwood, OG, Fort Myers ..1985, '87-88
 Wanzell Underwood, DE, Syracuse, N.Y. . 2000
 Nick Upchurch, CB, Clarkston, Mich. 2000

V

Noah Vedral, QB, Wahoo, Neb. 2017
 Dan Veenstra, OL, Largo 2003-06
 Joey Venice, DL, Key West 1989-91
 Jason Venson, DB, Marietta, Ga. 2005-08
 Pablo Vera, DE, Miami 1980

W

Fred Waczewski, PK, Kissimmee 1995-98
 Steve Wagner, C, Melbourne 1995-96
 Antonio Wallace, DE, Vero Beach 2006-08
 Darren Wallace, OL, Opa-Locka 1984
 Scott Walls, FS, Titusville 1979
 Alex Ward, LS, Fort Walton Beach 2019-20
 Thad Ward, DB, Tallahassee 1999-01
 Donnell Washington, FS, Gainesville .. 1994-97
 William Washington, CB, Ft. Walton Beach ..1994-95
 Glenroy Watkins, DE, Brooklyn, N.Y. ... 2004-05
 Kyle Watkins, OT, Keller, Texas 2002-03
 Colby Watson, OL, Pensacola 2013-14
 Brian Watters, WR, Rome, Ga. 2007-10
 Jon Watts, LB, Gulf Breeze 1984-86
 Reggie Weams, DB, Baton Rouge, La. . 2007-10
 Joe Weatherford, QB, Land O' Lakes 2008
 Ronnie Weaver, RB, Wabasso 2008-11
 Steve Webster, SS, Clearwater 1986-87
 Chris Weeks, DT, Jupiter 2000
 Harry Weinberg, SN, Hollywood 1991-93
 Chris Welsh, DE, Cocoa 2003-06
 Keith Whatley, CB, Atlanta, Ga 2000
 Glenn Whepley, DB, Palmetto 1981-82
 Mark Whigham, QB, Sanford 1979-80
 Nicco Whigham, DB, Fort Lauderdale 2012
 Poe White, WR, Bonifay 1985, '87
 Mark Whittemore, WR, Gainesville 1991-94
 Dontavious Wilcox, TB, Rockledge 2003-05
 Kirk Wiley, LB, Daytona Beach 1987-88
 Michael Willett, RB, Orlando 2015
 Britt Williams, OG, Lakeland 1988
 D.J. Williams, LB, Fort Lauderdale 2012
 David Williams, DE, Lexington, S.C. 2007-10
 Evandall Williams, FB, Havana 2003
 Jackie Williams, WR, Prichard, Ala. 2014
 Jayson Williams, RB, Conyers, Ga. 2006-07
 Keith Williams, TB, Plant City 2002
 Keith Williams, DB, Austell, Ga. 2007
 Ken Williams, OT, Pensacola 1983
 Kerlon Williams, RB, Crescent City 2011
 Kymest Williams, WR, Lutch, La.2007-08, '10-11
 Mark Williams, DB, Fort Lauderdale... 1994-95
 Marlon Williams, DB, Sunrise 2006
 Marlon Williams, WR, Mobile, Ala. 2017-20
 Mike Williams, TE, Tallahassee 1979-80
 Roy Williams, DE, DeLand 2002-03
 Terrance Williams, TB, Clearwater 1999-01
 Leilon Willingham, LB, Denver, Colo. 2011
 Anthony Willis, FS, Winter Garden 2002-03

Anthony Willis, DB, Winter Garden 2005
 Shane Willis, QB, Lakeland 1987-89
 Brandon Wilson, DL, Winter Garden 2019
 David Wilson, OT, Merritt Island 1996-99
 D'erren Wilson, WR, Greenville, Texas.... 2015
 Divaad Wilson, DB, Miami 2020
 Dontravious Wilson, RB, Buford, Ga. .. 2013-16
 Ted Wilson, WR, Zephyrhills 1983-86
 Torrian Wilson, OL, Miami 2011-14
 John Wimberly, OT, Tallahassee 1999-01
 Keenan Wimbley, DL, Miami 1984-87
 Brandon Wimbush, QB, Teaneck, N.J. 2019
 Leroy Wisniewski, NG, Niles, Ill. 1990-91
 Matt Wittman, OG, Sarasota 1992, '94-95
 Josh Wofford, DT, Melbourne 2011
 Mike Wood, QB, Tampa 1981
 Landon Woodson, DL, Fredericksburg, Va....2019-20
 A.J. Wooten, DL, Alapaha, Ga. 2016-18
 Joe Workman, LE, Winter Park 1979
 J.J. Worton, WR, Homestead 2011-14
 John Wouda, TE, Orlando 1991-94
 Chris Wrenn, DL, Gainesville 1994-95
 Del Wright, PK, Ocala 1993
 Matthew Wright, PK, Lancaster, Pa. 2015-18
 Steve Wright, FS, Winter Park 1991-92, '94
 Jim Wyatt, OG, Plantation 1982

Y

Brent Yancy, OL, Sarasota 1984
 Lawrence Young, LB, Pensacola 2007-10

Z

Stephon Zayas, DL, Ft. Lauderdale 2019-20
 Charlie Ziegler, FB, Sarasota 1979

2005 SHERATON HAWAII BOWL

NEVADA	49
UCF	48

December 24, 2005 | Honolulu, Hawaii | Aloha Stadium

HONOLULU - UCF dropped a 49-48 overtime decision to Nevada in the 2005 Sheraton Hawaii Bowl, the first bowl game in school history. The Knights finished the season with an 8-5 record, just one year after going 0-11. The turnaround of seven games from 2004 placed UCF tied with seven other schools for the fourth-best single-season turnaround in Football Bowl Subdivision history.

UCF kicker Matt Prater, who had three field goals during the game, missed the game-tying extra point wide right, giving the Wolf Pack the win.

B.J. Mitchell ran for 178 yards and two touchdowns, and Robert Hubbard had 126 yards rushing and three touchdowns for the Wolf Pack (9-3), who finished with their best season since 1996 and spoiled UCF's bowl debut.

UCF's Brandon Marshall caught a 16-yard pass for a touchdown that tied the game at 42 with 55 seconds left. The score capped a four-play, 48-yard drive that took just 37 seconds.

Prater booted a 46-yard field goal with 1:32 left to draw UCF to 42-35, and the Knights recovered the onside kick with no time-outs left, setting up Marshall's dramatic catch that sent the game into overtime.

Trailing 32-28, the Wolf Pack took the lead on Hubbard's 5-yard touchdown run early in the fourth quarter. Nevada scored again on Rowe's 7-yard scoring pass to Travis Branzell for a 42-32 lead with 3:18 remaining.

Kevin Smith, Conference USA's Freshman of the Year, scored on a 78-yard run, the second longest run from scrimmage in UCF history, to give the Knights a 14-0 lead in the first quarter. The run was the longest in school history by a freshman and in UCF's 10-year Football Bowl Subdivision history. The longest run from scrimmage in UCF history was Elgin Davis' 79-yard scoring run vs. Samford (Nov. 15, 1986).

The 78-yard touchdown run by Smith was the second-longest run by a true freshman in the NCAA during the year. It also marked the longest run in Sheraton Hawai'i Bowl history.



ESPN

Nevada	7	21	0	14	7	-	49
UCF	17	3	12	10	6	-	48
1st	13:20	UCF	Marshall 51 pass from Moffett (Prater kick)				
	9:24	UCF	Smith 78 run (Prater kick)				
	8:33	NEV	Hubbard 4 run (Jaekle kick)				
	4:08	UCF	Prater 47 field goal				
2nd	11:32	NEV	Mitchell 1 run (Jaekle kick)				
	7:37	NEV	Mitchell 1 run (Jaekle kick)				
	5:01	NEV	Hubbard 24 run (Jaekle kick)				
	0:56	UCF	Prater 38 field goal				
3rd	8:19	UCF	Marshall 29 pass from Moffett (Moffett pass failed)				
	1:51	UCF	Smith 3 run (Moffett pass failed)				
4th	13:02	NEV	Hubbard 5 run (Jaekle kick)				
	3:18	NEV	Branzell 7 pass from Rowe (Jaekle kick)				
	1:32	UCF	Prater 46 field goal				
	0:55	UCF	Marshall 16 pass from Moffett (Prater kick)				
OT	15:00	NEV	Rowe 4 run (Jaekle kick)				
	15:00	UCF	Smith 19 run (Prater kick failed)				

	NEV	UCF
First Downs	30	30
Rushes-Yards	51-369	44-254
Passing Yards	254	301
Passes Comp.-Att.-Int.	32-22-1	36-19-1
Total Offense Plays-Yards	83-623	80-555
Fumble Returns-Yards	0-0	1-0
Punt Returns-Yards	1-2	0-0
Kickoff Returns-Yards	1-16	5-74
INT Returns-Yards	1-36	1-12
Punts (Number-Avg)	3-44.0	3-38.3
Fumbles-Lost	1-1	0-0
Penalties-Yards	10-92	6-30

RUSHING: Nevada-B.J. Mitchell 23-178; Robert Hubbard 15-126; Jeff Rowe 13-65. UCF-Kevin Smith 29-202; Jason Peters 9-44; Steven Moffett 6-8.


PASSING: Nevada-Jeff Rowe 22-32-1-254. UCF-Steven Moffett 19-36-1-301.

RECEIVING: Nevada-Caleb Spencer 11-114; N. Flowers 6-96; A. Pudewell 2-23; Kyle Sammons 1-8; Travis Branzell 1-7; Robert Hubbard 1-6. UCF-Brandon Marshall 11-210; Darcy Johnson 3-49; Jason Peters 2-14; Rocky Ross 1-14; Kenny Jackson 1-12; Kevin Smith 1-2.

INTERCEPTIONS: Nevada-DeAngelo Wilson 1-36. UCF-Jason Venson 1-12.

FUMBLES: Nevada-Robert Hubbard 1-1. UCF-None.

Stadium: Aloha **Attendance:** 26,254



Brandon Marshall was named UCF's MVP of the Sheraton Hawai'i Bowl after posting 11 receptions for 210 yards and three touchdowns vs. Nevada.

2007 AUTOZONE LIBERTY BOWL

UCF	3
MISSISSIPPI STATE	10

December 29, 2007 | Memphis, Tenn. | Liberty Bowl Memorial Stadium

MEMPHIS, Tenn. - UCF's memorable season came to a close in a 10-3 loss to Mississippi State in the AutoZone Liberty Bowl. Playing at the site of Paul "Bear" Bryant's final game, the Bulldogs used power running and a dominant defense to top the Knights.

Anthony Dixon powered in from the one for the winning touchdown with 1:54 to go and most valuable player Derek Pegues picked off two passes in a game featuring anemic offenses and 17 punts.

The Bulldogs (8-5) kept the Knights (10-4) out of the end zone and Kevin Smith from breaking the single-season rushing record. The junior finished with 119 yards, leaving him 61 shy of Barry Sanders' mark of 2,628 yards set for Oklahoma State in 1988.

"I was trying to find the holes, but they were playing faster than us," said Smith.

Dixon finished with 86 yards and became the seventh Bulldogs runner to go over 1,000 yards (1,066). But like the rest of the Bulldogs, he was ineffective much of the game.

The teams were tied 3-3 at halftime, mostly due to conservative play-calling.

Neither team converted a third down in the first half (0 for 16) as Mississippi State was held to 84 total yards and UCF to 79.

Kyle Israel had 12 yards passing and two interceptions by halftime and Mississippi State's Wes Carroll had 15 yards and an interception. UCF also didn't get much help from kicker Michael Torres, who gave the Knights a 3-0 lead in the second quarter with a 45-yard field goal, but missed from 32 and 37 in the second half.

"I think those missed field goals were big momentum breakers," UCF coach George O'Leary said. "Give Mississippi State credit. They fought hard and didn't turn the ball over. That usually means you're going to come up with a close win like that."

Mississippi State finished with 199 total yards and Blake McAdams tied the Liberty Bowl record with 11 punts. But the Bulldogs came up with just enough big plays after Keith Fitzhugh picked off Israel's pass at the Mississippi State 41 with 5:47 left.

Carroll, pulled the series before, returned and responded with two rushes for 17 yards and two completions for 15 yards. All went for first downs and spurred a 10-play, 59-yard drive that consumed 3:53 and finally led to a touchdown.

Derek Pegues, fittingly, made the final key defensive play, knocking down a fourth-down pass on UCF's final drive. The Bulldogs held the Knights to 219 yards and forced four turnovers.



UCF	0	3	0	0	-	3
Mississippi St.	0	3	0	7	-	10
2nd	11:49	UCF	Torres 45 field goal			
	6:02	MSU	Carlson 22 field goal			
4th	1:54	MSU	Dixon 1 run (Carlson kick)			

	UCF	MSU
First Downs	13	10
Rushes-Yards	47-131	41-160
Passing Yards	88	39
Passes Comp.-Att.-Int.	24-10-3	20-8-1
Total Offense Plays-Yards	71-219	61-199
Fumble Returns-Yards	0-0	0-0
Punt Returns-Yards	6-54	2-5
Kickoff Returns-Yards	1-6	2-29
INT Returns-Yards	1-3	3-45
Punts (Number-Avg)	6-42.8	11-34.9
Fumbles-Lost	2-1	0-0
Penalties-Yards	3-25	5-45

RUSHING: UCF-Kevin Smith 35-119; Kyle Israel 11-13; Curtis Francis 1-(-1). Mississippi State-Anthony Dixon 24-86; Tony Burks 2-25; Wesley Carroll 6-21; Christian Ducre 6-20; Jamayel Smith 1-5; Brandon Hart 1-4; TEAM 1-(-1).

PASSING: UCF-Kyle Israel 10-24-3-88. Mississippi State-Wesley Carroll 8-18-1-39; Michael Henig 0-2-0-0.

RECEIVING: UCF-Kevin Smith 3-12; Rocky Ross 2-27; Corey Rabazinski 2-26; Brian Watters 2-13; Kamar Aiken 1-10. Mississippi State-Christian Ducre 3-10; Jamayel Smith 2-7; Anthony Dixon 1-10; Brandon Hart 1-8; Tony Burks 1-4.

INTERCEPTIONS: UCF-Johnell Neal 1-(-3). Mississippi State-Derek Pegues 2-45; Keith Fitzhugh 1-0.

FUMBLES: UCF-Joe Burnett 1-0; Kevin Smith 1-1.

Mississippi State-None.

Stadium: Liberty Bowl **Attendance:** 63,816



Johnell Neal prepares to pull down an interception off a Wesley Carroll pass in the first quarter against the Bulldogs.

2009 ST. PETERSBURG BOWL

UCF	24
RUTGERS	45

December 19, 2009 | St. Petersburg, Fla. | Tropicana Field

ST. PETERSBURG, Fla. - The St. Petersburg Bowl presented what seemed to be a perfect storm for UCF on Saturday night with 20,000 of its fans packed inside Tropicana Field and a hot football team positioned for the first bowl victory in school history.

But an avalanche of errors combined with speedy, physical opponent in Rutgers ruined what could have been a dreamy, feel-good night for UCF's program and its hopeful fanbase.

Down four points late in the second quarter, UCF allowed an interception return to sap its momentum and the Knights could never mount much of a comeback in a disappointing 45-24 loss to Rutgers in the second St. Petersburg Bowl presented by Beef 'O' Brady's.

"As I told the players, I'm embarrassed for the football team that we didn't go out and do a better job for the fanbase and for the football program," UCF coach George O'Leary said.

"I thought we beat ourselves a lot in a lot of situations out there," a frustrated O'Leary continued. "Right now, Rutgers defense was just a lot better than our offense and that was the difference in the game."

UCF (8-5) had hoped that the momentum of a strong finish to the regular season, one in which it won the final six conference games and knocked off Marshall, Houston and UAB down the stretch, would carry over to the bowl game. But problems on both sides of the ball sabotaged the Knights' chances of pulling off the upset in this game.

Playing before roughly 20,000 Knights fans among the Tropicana Field crowd of 29,763, UCF netted just 35 yards on the ground, 33 of them coming in the fourth quarter when the outcome of the game was already decided. And in the passing game, two Brett Hodges' interceptions led to 14 points for Rutgers, bowl winners for a fourth consecutive season. And UCF's defense yielded 380 yards and eight third-down conversions.

"The offense put up 14 points and a field goal early and defensively we played our butts off. We didn't want to go out like this, and this is so disappointing," senior defensive tackle Travis Timmons said. "It's just such a big letdown. We're 0-14 now against Big East teams and 0-3 in bowl games. Torrell (Troup), Bruce (Miller) and myself along the defensive line wanted to change all of that, but unfortunately things didn't go the way we wanted them to."

Rutgers (9-4) played like an experienced team in its fifth consecutive bowl, using big plays on offense and an attacking defense to frustrate the Knights. Rutgers got six sacks and two interceptions defensively and freshman quarterback Tom Savage threw for 294 yards and two TDs.



UCF	7	10	0	7	-	24
Rutgers	14	14	10	7	-	45
1st	8:37	RUT	Sanu 5 run (San Te kick)			
	4:31	UCF	Aiken 7 pass from Hodges (Cattoi kick)			
	3:54	RUT	Brown 65 pass from Savage (San Te kick)			
2nd	14:56	UCF	Cattoi 25 field goal			
	5:50	RUT	Sanu 1 run (San Te kick)			
	2:32	UCF	Aiken 34 pass from Hodges (Cattoi kick)			
	1:38	RUT	Anderson 19 interception return (San Te kick)			
3rd	12:37	RUT	Sanu 11 pass from Savage (San Te kick)			
	8:09	RUT	San Te 43 field goal			
4th	2:23	UCF	Davis 2 run (Cattoi kick)			
	2:18	RUT	Munoz 35 kickoff return (San Te kick)			

	UCF	RUT
First Downs	14	15
Rushes-Yds	30-35	32-86
Passing Yds	220	294
Passes Comp.-Att.-Int.	18-35-2	14-28-1
Total Offense Plays-Yds	83-623	80-555
Fumble Returns-Yards	0-0	1-0
Punt Returns-Yards	1-2	0-0
Kickoff Returns-Yards	1-16	5-74
INT Returns-Yards	1-36	1-12
Punts (Number-Avg)	3-44.0	3-38.3
Fumbles-Lost	1-1	0-0
Penalties-Yards	10-92	6-30

RUSHING: UCF-Brynn Harvey 13-32; Rob Calabrese 2-26; Brendan Kelly 1-4; Jonathan Davis 7-1; Brett Hodges 5-minus 28. RUTGERS-Joe Martinek 14-44; Mohamed Sanu 13-41; Jourdan Brooks 1-4; TEAM 1-minus 1; Tom Savage 2-minus 2.

PASSING: UCF-Brett Hodges 13-28-2-175; Rob Calabrese 5-7-0-45. RUTGERS-Tom Savage 14-27-1-294; Mohamed Sanu 0-1-0-0.

RECEIVING: UCF-Kamar Aiken 4-65; Rocky Ross 4-49; Jonathan Davis 3-29; A.J. Guyton 2-13; Quincy McDuffie 1-22; Adam Nissley 1-18; Ricky Kay 1-12; Brynn Harvey 1-7; Jamar Newsome 1-5. RUTGERS-Tim Brown 4-99; Mohamed Sanu 4-97; Joe Martinek 3-66; Mark Harrison 2-15; Shamar Graves 1-17.

INTERCEPTIONS: UCF-Kemal Ishmael 1-0. RUTGERS-Damazo Munoz 1-26; Billy Anderson 1-19.

FUMBLES: UCF-None. RUTGERS-Mohamed Sanu 2-1.

Stadium: Tropicana Field **Attendance:** 29,763

Wide receiver Kamar Aiken celebrates one of his two touchdown receptions from quarterback Brett Hodges.

2010 AUTOZONE LIBERTY BOWL

GEORGIA	6
UCF	10

December 31, 2010 | Memphis, Tenn. | Liberty Bowl Memorial Stadium

MEMPHIS, Tenn. - A UCF football program clearly on the rise as a powerhouse to be reckoned with nationally registered a landmark victory in the AutoZone Liberty Bowl, beating Southeastern Conference power Georgia while registering the school's first-ever bowl victory.

When UCF sophomore safety Kemal Ishmael batted down a Hail Mary pass that seemed to hang in the air forever, it preserved No. 24 UCF's 10-6 defeat of Georgia and set off a wild celebration among the 8,000 Knights' fans who roared with noise inside the Liberty Bowl.

Doing something for a first time is never easy, and this first-ever bowl victory for UCF went down to the final seconds. Georgia quarterback Aaron Murray heaved a pass into the end zone for 6-foot-4 superstar wide out A.J. Green, but Ishmael was there to make the game-saving play that is sure to live in the history of the program for years to come.


Sophomore tailback Latavius Murray, the game's Outstanding Offensive Player and the MVP, scored on a 10-yard run with 9:01 to play to put the Knights ahead 10-6. And a defense that was dominant a couple of weeks ago in the Conference USA title game made it stand up. They held a Georgia offense that came in averaging 34.3 points a game to just two field goals and no touchdowns.

Freshman quarterback Jeff Godfrey capped a stellar first season on campus, helping the program win a C-USA title and the school's first bowl game. Let the comparisons to UCF legend Daunte Culpepper begin after he joined the school's lore. He completed 16 of 29 passes for 117 yards.

Georgia drove 61 yards on the first drive of the second half, but again had to settle for a Blair Walsh 42-yard field goal when the Knights got crucial pass break-ups from Ishmael and senior cornerback Justin Boddie. That 6-3 Georgia lead would be its final advantage of the game because they couldn't score against UCF's gritty defense.

UCF appeared to have scored first for the 13th time in 14 games when Quincy McDuffie took the opening kickoff back 98 yards. McDuffie, one of only nine players in the nation to return two kicks for touchdowns, hit a seam and sprinted for an apparent touchdown. However, the return was negated by a holding penalty on UCF special teams ace Ronnie Weaver.

Georgia's first drive started at the 2-yard line following a 56-yard boot by UCF senior punter Blake Clingan, but the Bulldogs proceeded to march 95 yards in the next 15 plays. But the Knights stiffened up near the goal line, forcing Georgia to settle for a field goal that put the 'Dogs up 3-0, and the Knights tied the game up 3-3 just before the half.



Georgia	3	0	3	0	-	6
UCF	0	3	0	7	-	10

1st	2:02	UGA	Walsh 20 field goal
2nd	0:33	UCF	Cattoi 22 field goal
3rd	9:23	UGA	Walsh 41 field goal
4th	9:01	UCF	Murray 10 run (Cattoi kick)

	UGA	UCF
First Downs	19	16
Rushes-Yds	32-82	30-124
Passing Yds	198	117
Passes Comp.-Att.-Int.	21-38-2	16-30-2
Total Offense Plays-Yds	70-280	60-241
Fumble Returns-Yards	0-0	0-0
Punt Returns-Yards	1-18	3-10
Kickoff Returns-Yards	3-38	2-35
INT Returns-Yards	2-9	2-35
Punts (Number-Avg)	5-42.6	6-41.7
Fumbles-Lost	1-0	0-0
Penalties-Yards	5-35	3-30

RUSHING: Georgia-Washaun Ealey 16-60; Carlton Thomas 4-18; Aaron Murray 12-4.

UCF-Latavius Murray 18-104; Jeff Godfrey 10-20; Jamar Newsome 1-0; Ronnie Weaver 1-0.

PASSING: Georgia-Aaron Murray 21-38-2-198. UCF-Jeff Godfrey 16-29-2-117; TEAM 0-1-0-0.

RECEIVING: Georgia-A.J. Green 8-77; Tavarres King 4-33; Kris Durham 3-47; Orson Charles 2-19; Marlon Brown 1-8; Bruce Figgins 1-8; F. Munzenmaier 1-6; Carlton Thomas 1-0.

UCF-Brian Watters 6-57; Jamar Newsome 3-19; Kamar Aiken 3-15; Adam Nissley 2-7; Khymest Williams 1-13; Quincy McDuffie 1-6.

INTERCEPTIONS: Georgia-Brandon Boykin 1-16; Brandon Smith 1-minus 7. UCF-Reggie Weams 1-22; Josh Linam 1-13.

FUMBLES: Georgia-Aaron Murray 1-0. UCF-None.

Stadium: Liberty Bowl **Attendance:** 51,231

AutoZone Liberty Bowl MVP Latavius Murray celebrates after scoring the game's only touchdown in the fourth quarter.

2012 BEEF O'BRADY'S BOWL

BALL STATE	17
UCF	38

December 21, 2012 | St. Petersburg, Fla. | Tropicana Field

ST. PETERSBURG, Fla. - The slogan of UCF for 2012 was "Finish." And the Knights did just that with an exclamation point in the 2012 Beef 'O' Brady's Bowl. UCF earned its second bowl victory in program history with a 38-17 win over Ball State.

Led by the all-time winningest senior class in school history, UCF clinched its 10th victory of the season behind an impressive effort by the duo of senior running back Lataavius Murray and sophomore signal-caller Blake Bortles. Bortles capped his first full season in style, earning MVP honors while finishing 22-of-33 for 271 yards and three passing touchdowns. He also led the team with a career-high 80 yards on the ground and another score.

Murray was just as impressive, cashing in for three touchdowns (all in the first half) and 104 total yards, with 71 on the ground and 33 through the air on a team-high six catches.

The defense also did its part in the drubbing of the Cardinals. Conference USA Defensive Player of the Year Kemal Ishmael finished his career with 367 tackles after recording seven in the contest. He also forced his sixth career fumble and two pass break-ups. Fellow senior defensive end Troy Davis also went out in style with 1.5 sacks to crack the UCF top 10 with 18-career QB take downs.

After winning the toss and receiving the ball to start the game, UCF matriculated down the field, mixing the run and pass well on a 13-play, 78-yard drive that was capped off by a Bortles-to-Murray touchdown connection. The drive ate 7:33 off the clock and was aided by the sophomore QB's ability to evade the pass rush, while also connecting with rookie Breshad Perriman three times for 21 yards and a pair of first downs.

With the defense forcing a quick three-and-out, UCF's offense continued its impressive start with a seven-play 58-yard drive that saw Murray reach pay-dirt on a short 2-yard burst. The Knights closed out the first quarter outgaining the Cardinals, 160-15.

Ball State would settle in, however, with an 82-yard drive for seven points that saw Keith Wenning hit Willie Snead from seven-yards out to make it a 13-7 contest in the second quarter.

UCF responded with Bortles completely taking over on the ensuing drive. The Oviedo native became a dual threat on the drive, rushing three times for 32 yards, including a 6-yard scramble up the middle that saw him bulldoze a pair of Cardinal defenders on his way to the end zone. He capped the scoring drive with UCF's first two-point conversion since Sept. 5, 2009, hitting senior H-back Dontravius Floyd in the back of the end zone.

Ball State drove right back into UCF territory, reaching the Knights' 10-yard line prior to freshman DL Thomas Niles sacking Wenning for an 11-yard loss. The third-down tackle for loss resulted in a much longer field-goal attempt, which sailed well left of the uprights.

Starting on its own 32-yard line with just 55 seconds left in the half, Bortles hit junior Jeff Godfrey and Murray for 12 and 10 yards before launching a 45-yard beauty to a streaking Perriman, who finished with a career-best 90 yards on five catches, on the far side line. The career-long reception led to Bortles hitting Murray for the second time in the half, this time from five yards out with just five ticks left on the first-half clock.

After a 45-yard field goal by Schott to make it 28-10 with 7:54 left in the third quarter, the Cardinals attempted an onside kick that redshirt sophomore running back Cedric Thompson grabbed out of the air safely to set up the Knights at the BSU 49-yard line.

Bortles continued to shred the Ball State defense with the prime field position. He racked up 41 of the next 49 yards through the air, tying his career record and a Beef 'O' Brady's Bowl mark with touchdown pass No. 3 from seven yards out to fellow sophomore J.J. Worton.

Sophomore Shawn Moffitt would cap the Knights' scoring on the year with a 25-yard field goal to make it 38-10. The Cardinals tacked on a late touchdown to account for the final tally of 38-17. On the season, UCF finished with 496 total points, second all-time in program history.

ESPN



Ball State	0	7	3	7	-	17
UCF	13	15	7	3	-	38
1st	7:27	UCF	Murray 7 pass from Bortles (Moffitt kick)			
	3:59	UCF	Murray 2 run (Moffitt kick blocked)			
2nd	10:41	BSU	Snead 7 pass from Wenning (Schott kick)			
	5:50	UCF	Bortles 6 run (Floyd pass from Bortles)			
	0:05	UCF	Murray 5 pass from Bortles (Moffitt kick)			
3rd	7:54	BSU	Schott 45 field goal			
	4:23	UCF	Worton 7 pass from Bortles (Moffitt kick)			
4th	10:12	UCF	Moffitt 25 field goal			
	5:26	BSU	Snead 16 pass from Wenning (Schott kick)			

	BSU	UCF
First Downs	23	33
Rushes-Yds	24-71	42-222
Passing Yds	217	272
Passes Comp.-Att.-Int.	22-35-0	22-33-0
Total Offense Plays-Yds	59-288	75-494
Fumble Returns-Yards	0-0	0-0
Punt Returns-Yards	0-0	1-2
Kickoff Returns-Yards	4-81	2-3
INT Returns-Yards	0-0	0-0
Punts (Number-Avg)	3-34.3	1-32.0
Fumbles-Lost	1-1	0-0
Penalties-Yards	6-53	8-71

RUSHING: BSU-Jahwan Edwards 14-89; Horacio Banks 5-1; Keith Wenning 5-minus 19. UCF-Blake Bortles 9-80; Lataavius Murray 21-71; Storm Johnson 6-50; Quincy McDuffie 2-8; Brynn Harvey 3-7; Jeff Godfrey 1-6.

PASSING: BSU-Keith Wenning 22-34-0-217; Kelly Page 0-1-0-0. UCF-Blake Bortles 22-33-0-272.


RECEIVING: BSU-Willie Snead 7-78; Zane Fakes 6-57; KeVonn Mabon 3-30; Connor Ryan 2-26; Horacio Banks 1-15; Dylan Curry 1-13; Jahwan Edwards 1-0; Kitt O'Brien 1-minus 2. UCF-Lataavius Murray 6-33; Breshad Perriman 5-90; Rannell Hall 4-74; J.J. Worton 3-32; Jeff Godfrey 3-29; Justin Tukes 1-14.

INTERCEPTIONS: BSU-None. UCF-None.

FUMBLES: BSU-Jahwan Edwards 1-1. UCF-None.

Stadium: Tropicana Field **Attendance:** 21,759

Only a sophomore, Blake Bortles had no trouble with the Ball State defense, going 22-for-33 for 272 yards and three touchdowns. The Beef 'O' Brady's Bowl MVP also rushed for 80 yards and a touchdown.



2014 TOSTITOS FIESTA BOWL

UCF	52
BAYLOR.....	42

January 1, 2014 | Glendale, Ariz. | University of Phoenix Stadium

GLENDAL, Ariz. - The most memorable season in UCF football history ended with the most memorable win in program history. In thrilling fashion, the Knights took a 52-42 triumph over No. 6 Baylor in the 2014 Tostitos Fiesta Bowl.

The No. 15 Knights (12-1) won their third-consecutive bowl game and set a school record with their 12th victory of the season. UCF came into the season with just one victory over a ranked opponent and ended the historic effort with their second over a ranked squad in 2013 alone. To make the accomplishment even more impressive, both wins over ranked teams came against Top 10 opponents.

Junior quarterback Blake Bortles was named the Tostitos Fiesta Bowl Offensive Player of the Game after racking up 301 passing yards and three touchdowns to go along with a career-high 93 yards rushing and a touchdown.

UCF's offense matched Baylor's high-powered attack every step of the way. The Bears came into the contest leading the NCAA in scoring offense and total offense, but it was the Knights who racked up 52 points and 558 total yards for the victory. The points and yardage were the largest totals ever by UCF in a bowl game and against a ranked opponent.

Much was said before the game about how the Knights' defense would stack up against Baylor's up-tempo offense. UCF, however, came into the game with the 13th-ranked scoring defense in the nation. The Knights forced seven Baylor punts and two turnovers, while holding the Bears 11 points and 75 yards beneath their season averages.

The Knights began to put the wild back-and-forth affair on ice when Storm Johnson ripped off a 40-yard touchdown run to give UCF a 49-35 advantage with 10:26 remaining. Johnson set a new career high with 124 rushing yards and matched his season-high mark with three rushing touchdowns. The Knights accounted for the winning total with a 36-yard field goal from Shawn Moffitt with less than five minutes remaining.

UCF got off to a roaring start. After receiving the opening kickoff, the Knights churned out 76 yards in six rush attempts, capped off by an 11-yard touchdown burst by Johnson. This marked the first touchdown drive of the season for the Knights that came without a single pass attempt.

After forcing a three-and-out, the Black and Gold again marched down the field, primarily on the strength of its rushing attack. After Bortles found Breshad Perriman streaking down the left sideline for a 34-yard gain, UCF returned to its ground control attack with four consecutive running plays. Johnson's 2-yard touchdown plunge gave the Knights a 14-0 advantage just eight minutes into the contest.

Junior Rannell Hall proved once again that his nickname, "Speedy" is appropriate as he took two short, second-quarter passes to the house. Both catches were made near the line of scrimmage and featured Hall out-running the Baylor secondary, with help from some terrific blocking from fellow wideouts Josh Reese, J.J. Worton and Taylor Oldham.

While Bortles brought home Offensive Player of the Game honors, Terrance Plummer was named Defensive Player of the Game. The junior linebacker racked up a game-high 14 tackles, including half a sack. Sean Maag (12 tackles) and Clayton Geathers (10 tackles) both recorded double-digit stops as well.




		14	14	7	17	-	52
UCF		7	13	8	14	-	42
1st	11:24	UCF	Johnson 11 run (Moffitt kick)				
	7:46	UCF	Johnson 2 run (Moffitt kick)				
	3:49	BAY	Petty 1 run (Jones kick)				
2nd	8:01	BAY	Norwood 30 pass from Petty (Trahan pass failed)				
	5:05	UCF	Hall 50 pass from Bortles (Moffitt kick)				
	2:55	BAY	Petty 13 run (Jones kick)				
	0:44	UCF	Hall 34 pass from Bortles (Moffitt kick)				
3rd	10:18	BAY	Petty 1 run (Petty rush)				
	5:38	UCF	Perriman 10 pass from Bortles (Moffitt kick)				
4th	13:37	UCF	Bortles 15 run (Moffitt kick)				
	12:16	BAY	Martin 9 run (Jones kick)				
	10:26	UCF	Johnson 40 run (Moffitt kick)				
	4:44	UCF	Moffitt 36 field goal				
	1:15	BAY	Fuller 9 pass from Petty (Jones kick)				

	UCF	BAY
First Downs	29	27
Rushes-Yds	44-255	38-194
Passing Yds	301	356
Passes Comp.-Att.-Int.	20-31-2	30-47-1
Total Offense Plays-Yds	75-556	85-550
Fumble Returns-Yards	0-0	0-0
Punt Returns-Yards	1-9	1-(-1)
Kickoff Returns-Yards	4-73	9-208
INT Returns-Yards	1-0	2-(-2)
Punts (Number-Avg)	4-41.0	7-43.6
Fumbles-Lost	2-1	1-0
Penalties-Yards	4-40	17-135

RUSHING: UCF-Storm Johnson 20-124; Blake Bortles 8-93; William Stanback 13-33; Jeff Godfrey 1-7; Team 2-(-2). BAY-Lache Seastrunk 17-117; Antwan Goodley 1-22; Glasco Martin 6-19; Shock Linwood 3-19; Bryce Petty 11-17.

PASSING: UCF-Blake Bortles 20-31-2-301. BAY-Bryce Petty 30-47-1-356.

RECEIVING: UCF-Jeff Godfrey 5-60; J.J. Worton 5-56; Rannell Hall 4-113; Breshad Perriman 3-48; William Stanback 2-25; Storm Johnson 1-(-1). BAY-Corey Coleman 7-88; Jay Lee 5-80; Tevin Reese 5-43; Levi Norwood 4-63; Antwan Goodley 4-20; Clay Fuller 3-52; Jordan Najvar 1-7; Shock Linwood 1-3.

INTERCEPTIONS: UCF-Brandon Alexander 1-0. BAY-Eddie Lackey 1-0; Demetri Goodson 1-(-2).

FUMBLES: UCF-William Stanback 1-0; Storm Johnson 1-1. BAY-Bryce Petty 1-0.

Stadium: University of Phoenix Stadium **Attendance:** 65,172



2014 BITCOIN ST. PETERSBURG BOWL

NC STATE	34
UCF	27

December 26, 2014 | St. Petersburg, Fla. | Tropicana Field

ST. PETERSBURG, Fla. - The UCF Knights fell just short of another stirring comeback at Tropicana Field in the Bitcoin St. Petersburg Bowl. UCF trailed North Carolina State 34-13 in the fourth quarter, and mounted a rally before falling, 34-27.

A Niklas Sade field goal put the Wolfpack on top by 21 points with 12:37 remaining in the contest. But senior captain Josh Reese, who scored all three of the UCF (9-4) touchdowns, hauled in a 14-yard strike from quarterback Justin Holman less than three minutes later, bringing a huge, partisan UCF crowd back into the game.

When the UCF defense got a three-and-out, the Knights' faithful really began believing. However, a Holman interception slowed the Knights' momentum mid-way through the fourth quarter.

NC State (8-5) had two empty possessions, punting and missing a field goal, but a great deal of time ran off the clock.

The Knights started moving the ball again when they took over with 2:56 remaining. Just 1:12 later, Reese found the end zone a third time on a 2-yard pass from Holman. That score pulled UCF within seven points, 34-27.

With 1:44 remaining and no timeouts, the Knights needed to recover an onside kick to have a chance. NC State secured the kick and was able to run out the clock.

Meanwhile, thousands of Knight fans chanted "UCF! UCF! UCF!" and saluted their team as they left the field. An estimated 20,000-plus UCF fans made the short trip and were a part of a near-sellout of 26,675.

The Knights opened the scoring on the first possession of the game. A 40-yard Shawn Moffitt field goal put the Knights on top 3-0. But NC State answered on its first possession with an 18-yard halfback pass to Jaylen Samuels to go on top 7-3. The Knights regained the lead 10-7 early in the second quarter. Holman rifled a pass to Reese at the goal line from six yards out.

But it was all Wolfpack for the next two-plus quarters, as NC State out-scored the Knights 27-3 to go on top by 21 points. Wolfpack quarterback Jacoby Brissett found a wide open Johnathan Alston for a 37-yard score to make it 14-10. An NC State field goal with 3:16 remaining in the first half pushed the score to 17-10 at halftime. Matt Dayes ran up the middle for a 19-yard score on the opening drive of the second half, putting the Wolfpack on top 24-10. The Knights got three points back after Wolfpack turnover, with Moffitt hitting from 36 yards out to make it 24-13. NC State answered with another Dayes score, as he went untouched up the middle late in the third, making it 31-13.

For the game, the Wolfpack out-gained the Knights 487-373. Brissett was named the game's MVP after passing for 262 yards and rushing for 31 more. Holman threw for 291 yards on 23-of-53 with three scores to pace the UCF offense. Breshad Perriman had nine receptions for 138 yards. Defensively, UCF was led by senior captain Clayton Geathers, who racked up 14 tackles.



		7	10	14	3	-	34
NC State							
UCF		3	7	3	14	-	27
1st	10:06	UCF	Moffitt 40 field goal				
	6:11	NCSU	Samuels 18 pass from Thornton (Sade kick)				
2nd	12:34	UCF	Reese 6 pass from Holman (Moffitt kick)				
	9:05	NCSU	Alston 37 pass from Brissett (Sade kick)				
	3:16	NCSU	Sade 19 field goal				
3rd	11:55	NCSU	Dayes 24 run (Sade kick)				
	5:45	UCF	Moffitt 36 field goal				
	3:05	NCSU	Dayes 15 run (Sade kick)				
4th	12:37	NCSU	Sade 45 field goal				
	11:01	UCF	Reese 14 pass from Holman (Moffitt kick)				
	1:44	UCF	Reese 2 pass from Holman (Moffitt kick)				

	NCSU	UCF
First Downs	26	21
Rushes-Yds	49-187	28-82
Passing Yds	300	291
Passes Comp.-Att.-Int.	17-28-0	23-53-1
Total Offense Plays-Yds	77-487	81-373
Fumble Returns-Yards	0-0	0-0
Punt Returns-Yards	0-0	1-(-2)
Kickoff Returns-Yards	1-22	1-27
INT Returns-Yards	1-36	0-0
Punts (Number-Avg)	4-46.5	6-42.8
Fumbles-Lost	2-1	0-0
Penalties-Yards	6-34	3-30

RUSHING: NCSU-Shadrach Thornton 17-96; Matt Dayes 13-78; Jacoby Brissett 14-31; Jaylen Samuels 1-0; Team 3-(-4); Bryan Underwood 1-(-14). UCF-William Stanback 12-38; Justin Holman 9-27; Dontravious Wilson 3-9; Josh Reese 1-6; Rannell Hall 3-2.

PASSING: NCSU-Jacoby Brissett 15-26-0-262; Shadrach Thornton 1-1-0-18; Bo Hines 1-1-0-20. UCF-Justin Holman 23-53-1-291.

RECEIVING: NCSU-Bo Hines 3-79; Jonathan Alston 3-58; Jaylen Samuels 3-41; Bra'Lon Cherry 2-35; David Grinnage 2-27; Jacoby Brissett 1-20; Matt Dayes 1-18; Marquez Valdes-Scantling 1-13; Tyler Purvis 1-9. UCF-Breshad Perriman 9-138; Rannell Hall 7-78; Josh Reese 6-75; Justin Tukes 1-0.

INTERCEPTIONS: NCSU-Josh Jones 1-36. UCF-None.

FUMBLES: NCSU-Jacoby Brissett 2-1. UCF-None.

Stadium: Tropicana Field **Attendance:** 26,675



Closing out his senior year with a career-high three touchdown receptions, Josh Reese was selected as UCF's team MVP after the game.

2016 AUTONATION CURE BOWL

ARKANSAS STATE	31
UCF	13

December 17, 2016 | Orlando, Fla. | Camping World Stadium

ORLANDO – The UCF football team couldn't overcome a number of miscues in Saturday night's Cure Bowl, falling to Arkansas State 31-13.

Despite the outcome, UCF head coach Scott Frost expressed the amount of pride he has in what the Knights accomplished this season. He had a message of gratitude for the seniors, who played their final game in the Black & Gold.

"What this team has accomplished, I'm proud of them, happy for them. I'm hungry to accomplish more," Frost said. "I had a simple message for our team. I thanked the seniors. Everything we say about our seniors we mean from the bottom of our heart. These guys could have gone a lot of different directions. They didn't have to sacrifice and put in the effort and be leaders for our team and totally take a new direction in a new way of doing things that our coaching staff was asking them to do. They all did; they all led us. I'm proud to be their coach."

The Red Wolves scored 14 points off turnovers and added a touch-down on a blocked punt, which opened the scoring. Those 17 points were a huge difference in a contest where the two defenses were dominant. Arkansas State rushed for just 29 yards, while the Knights only managed 12. UCF passed for 211 yards, while the Red Wolves threw it for 205. Neither squad managed more than 234 yards. Combined, the two teams were 6-for-35 on third down.

"I think when either team's defense is on the field it was the superior unit on the field and we kind of knew that going in," Frost said.

A nightmare first quarter for UCF left Arkansas State with a 17-0 lead after 15 minutes of play. A blocked punt was recovered in the end zone for the Red Wolves. A long Arkansas State pass play led to a field goal to make it 10-0. On the ensuing kickoff, a fumble set the Red Wolves up with a short field that was converted into a touchdown to account for the 17 points.

The Knights found some offense in the second quarter. Tre'Quan Smith made another of his patented circus catches. The 34-yard completion set up an 11-yard scoring strike from McKenzie Milton to a wide-open Taylor Oldham. Following an Arkansas State fumble, Matthew Wright converted a 45-yard field goal to pull the Knights within seven, 17-10 at the intermission.

But a 75-yard touchdown pass less than a minute into the third quarter swung the momentum back to Arkansas State. Wright's second field goal of the game late in the third quarter got the Knights back within 11, 24-13. The Red Wolves took over deep in UCF territory late in the third quarter on a fumbled UCF punt and turned it into a touchdown on the first play of the fourth quarter, accounting for the final tally.



Arkansas State	17	0	7	7	-	31
UCF	0	10	3	0	-	13

1st	10:59	ASU	Edmonds 0 punt return (Williams kick)
	4:24	ASU	Williams 22 field goal
	2:48	ASU	Sanders 12 pass from Hansen (Williams kick)
2nd	9:31	UCF	Oldham 11 pass from Milton (Wright kick)
	1:04	UCF	Wright 45 Wright field goal
3rd	14:09	ASU	Sanders 75 pass from Hansen (Williams kick)
	4:52	UCF	Wright 34 field goal
4th	14:54	ASU	Sanders 17 pass from Hansen (Williams kick)

	ASU	UCF
First Downs	8	17
Rushes-Yds	38-29	30-12
Passing Yds	205	211
Passes Comp.-Att.-Int.	12-26-0	26-48-0
Total Offense Plays-Yds	64-234	78-223
Fumble Returns-Yards	0-0	0-0
Punt Returns-Yards	6-61	5-(-1)
Kickoff Returns-Yards	2-40	5-83
INT Returns-Yards	0-0	0-0
Punts (Number-Avg)	12-464	11-440
Fumbles-Lost	3-1	3-3
Penalties-Yards	15-140	11-82

RUSHING: Arkansas State-Rollins-Davis 5-32; White, Johnston 7-15; Wand, Warren 15-12; Voytik, Chad 5-(-3); Hansen, Justice 5-minus 13; Echols-Luper, C 1-(-14). UCF-Hamilton, Jawon 10-14; Milton, M. 9-5; Holman, Justin 5-3; Willett, M. 1-0; Payton, Tristan 1-(-2); Killins, Adrian 4-(-8).

PASSING: Arkansas State-Hansen, Justice 12-26-0-205. UCF-Milton, M. 22-39-0-175; Holman, Justin 4-9-0-36.

RECEIVING: Arkansas State-Sanders, K. 5-127; Booker, C. 2-11; Murray, Chris 2-(-4); Mack, Blake 1-67; McInnis, Justin 1-3; Wand, Warren 1-1. UCF-Oldham, Taylor 5-56; Hamilton, Jawon 4-17; Smith, Tre'Quan 3-45; Franks, Jordan 3-32; Bargnare, J. 3-11; Stewart, Cam 2-16; Killins, Adrian 2-4; Payton, Tristan 1-16; Jones, Hayden 1-7; Akins, Jordan 1-5; Taj McGowan 1-2.

INTERCEPTIONS: Arkansas State-None. UCF-None.

FUMBLES: Arkansas State-Murray, Chris 1-1; Echols-Luper, C 1-0; Voytik, Chad 1-0. UCF-Holman, Justin 1-1; Johnson, Chris 1-1; Jones, Hayden 1-1.

Stadium: Camping World

Attendance: 27,213



Shaquem Griffin closed out his American Athletic Conference Defensive Player of the Year season with a trip to the 2016 AutoNation Cure Bowl.

2018 CHICK-FIL-A PEACH BOWL

UCF	34
AUBURN	27

January 1, 2018 | Atlanta, Ga. | Mercedes-Benz Stadium

ATLANTA, Ga. (UCFKnights.com) – Behind 21 unanswered points in the second half, the UCF football team capped a perfect 13-0 season with a 34-27 win over No. 7 Auburn in the 2018 Chick-fil-A Peach Bowl on New Year's Day.

Down seven late in the third quarter, the No. 12 Knights stormed back into the game. Quarterback McKenzie Milton hit Otis Anderson on a screen pass that the freshman took to the end zone to tie the game with 1:30 to play in the third. Following a Tigers punt, the Knights offense drove back into Auburn territory. Milton danced around a few would-be tacklers, stepped up in the pocket and found a cutting Dredrick Snelson from eight yards out to give the Knights a 27-20 lead.

Auburn took over at their own 20-yard line with 6:58 left to play and a chance to even the score. Tigers quarterback Jarrett Stidham threw a pass that was intended for a cutting receiver for a short gain, but senior Chequan Burkett stepped in front to intercept the pass. The native of Montgomery, Ala., had no one in front of him and sprinted 45 yards to the end zone for the game-winning score.

Burkett, along with Shaquem Griffin and the UCF defense, gave the Tigers all they could handle. UCF racked up a season-high six sacks and 11 tackles for loss. UCF recorded a pair of takeaways. In addition to Burkett's pick-six, A.J. Wooten set up the Knights' first touchdown in the second quarter. The redshirt junior jarred the ball loose from Stidham, and it bounced into the hands of Tre Neal, which later led to an 18-yard scoring run for Milton.

MCKENZIE FRENZY

- Milton was 16-of-35 for 242 and a pair of passing touchdowns and added a score on the ground, earning Chick-fil-A Peach Bowl Offensive MVP honors.
 - After slow start in the first half, Milton was nearly unstoppable in the second half. He completed 13 of 18 passes for 212 yards.
 - The sophomore led the team in rushing with a career-high 116 yards for 8.9 yards per carry.
- Milton now holds the UCF record for single-season rushing yards by a quarterback. The previous record was 566, set by Jeff Godfrey in 2010. Milton finished the season with 613.



UCF	0	13	7	14	-	34
Auburn	3	3	14	7	-	27

1st	07:01	AU	Carlson 25 yd field goal
2nd	11:11	UCF	Wright 33 yd field goal
	08:51	UCF	Milton 18 yd run (Wright kick)
	00:45	AU	Carlson 46 yd field goal
	00:00	UCF	Wright 45 yd field goal
3rd	14:05	AU	Hastings 26 yd pass from Stidham (Carlson kick)
	07:55	AU	Johnson 4 yd run (Carlson kick)
	01:30	UCF	Anderson 12 yd pass from Milton (Wright kick)
4th	11:36	UCF	Snelson 8 yd pass from Milton (Wright kick)
	05:56	UCF	Burket 45 yd interception return (Wright kick)
	04:12	AU	Stove 7 yd run (Carlson kick)

	UCF	AU
First Downs	20	28
Rushes-Yds	36-169	44-90
Passing Yds	242	331
Passes Comp.-Att.-Int.	16-35-0	28-43-2
Total Offense Plays-Yds	71-411	87-421
Fumble Returns-Yards	1-36	1-1
Punt Returns-Yards	1-1	1-10
Kickoff Returns-Yards	4-90	6-174
INT Returns-Yards-TD	2-45-1	0-0-0
Punts (Number-Avg)	5-40.2	5-39.2
Fumbles-Lost	2-1	1-1
Penalties-Yards	8-74	8-61

RUSHING: UCF-McKenzie Milton 13-116; Otis Anderson 11-38; Adrian Killins Jr. 10-28; Team 2-minus 13. Auburn-Kerryon Johnson 22-71; Kam Martin 6-24; Eli Stove 3-23; Devan Barrett 1-minus 3; Jarrett Stidham 12-minus 25.

PASSING: UCF-McKenzie Milton 16-35-0-242. Auburn-Jarrett Stidham 28-43-2-331.

RECEIVING: UCF-Tre'Quan Smith 5-89; Dredrick Snelson 4-39; Jordan Akins 2-56; Gabriel Davis 2-38; Otis Anderson 2-17; Adrian Killins Jr. 1-3. Auburn-Ryan Davis 8-47; Will Hastings 6-117; Darius Slayton 5-69; N. Craig-Myers 3-54; Chandler Cox 2-23; Marquis McClain 1-10; Kerryon Johnson 1-6; Devan Barrett 1-4; Eli Stove 1-1.

INTERCEPTIONS: UCF-Chequan Burkett 1-45; Antwan Collier 1-0. Auburn-None.

FUMBLES: UCF-Team 2-1. Auburn-Jarrett Stidham 1-1.

Stadium: Mercedes-Benz Stadium

Attendance: 71,109

McKenzie Milton closed out his impressive sophomore season as the Offensive Most Valuable Player of the Peach Bowl, totaling 358 yards of total offense and three total touchdowns.



2019 PLAYSTATION FIESTA BOWL

LSU	40
UCF	32

January 1, 2019 | Glendale, Ariz. | State Farm Stadium

GLENDAL, Ariz. (UCFknights.com) – Senior defensive lineman Titus Davis took a knee on the 35-yard-line, his silence only interrupted by teammates who approached to extend their hand or a hug.

Senior linebacker Pat Jasinski hugged quarterback McKenzie Milton and told him he loved him like a brother.

Senior punter Mac Loudermilk thanked a slew of teammates one by one before taking a moment for himself to stand near the end zone and soak up the scene before him as memories of the past five years brought tears to his eyes.

The No. 7 UCF football team didn't get the ride-off-into-the-sunset ending it was hoping for in its 40-32 loss to No. 11 LSU at Tuesday's PlayStation Fiesta Bowl.

But this journey was something they'll never forget.

"I wouldn't trade this for anything in the world. Do I wish this game would have come out a little bit differently? Yeah. It's bittersweet," Loudermilk said. "What I want is for people to know this team pushes through any adversity there is, no matter what it is. I hope we stir the pot for expansion. I hope we've opened some people's eyes that we play real ball, and we can play with anybody. There is no limit to this team. Orlando has a hometown team and I think the school is only going to skyrocket from here."

The Streak that Knight Nation will Always Remember

The Knights' spectacular win streak came to an end after 25 games and a span of 745 days, dating to Aug. 31, 2017. The accomplishment will be listed in the NCAA record book among the longest win streaks ever recorded and marks the fourth-longest win streak this millennium (Miami, 34 – 2000-03; Florida State, 29 – 2012-14; Alabama, 26 – 2015-16).

During the last two years, the Knights won two War On I-4 rivalry matchups against USF. They bested four different nationally ranked opponents. They set an American Athletic Conference record for all-conference honorees in a single season. They welcomed ESPN's iconic show College GameDay to campus for the first time. They won two conference championships. They won the 2018 Chick-fil-A Peach Bowl and celebrated a national championship season.

And despite all that, those accomplishments will always fall second to the brotherhood and family they gained.

"I told the team in the locker room, 'You wipe y'all tears,'" linebacker Nate Evans said. "I know it's hard for some of these seniors, it's their last game. But football doesn't last forever. It's just a game. It's going to end. The memories that we have together as this UCF football team (are) going to last forever."

ESPN



LSU	10	14	10	6	-	40
UCF	14	7	3	8	-	32

1st	12:38	LSU	Tracy 24 yd field goal
	10:56	UCF	McCrae 25 yd run (Wright kick)
	06:39	UCF	Moore 93 yd interception return (Wright kick)
	01:27	LSU	Jefferson 22 yd pass from Burrow (Tracy kick)
2nd	12:59	LSU	Dillon 49 yd pass from Burrow (Tracy kick)
	07:11	LSU	Jefferson 33 yd pass from Burrow (Tracy kick)
	00:04	UCF	Davis 32 yd pass from Mack (Wright kick)
3rd	12:38	LSU	Chase 32 yd pass from Burrow (Tracy kick)
	05:18	LSU	Tracy 28 yd field goal
	03:01	UCF	Wright 37 yd field goal
4th	12:09	LSU	Tracy 28 yd field goal
	04:12	LSU	Tracy 26 yd field goal
	02:24	UCF	McGowan 2 yd run (Anderson pass from Mack)

	LSU	UCF
First Downs	32	17
Rushes-Yds	52-161	30-130
Passing Yds	394	120
Passes Comp.-Att.-Int.	21-34-1	12-31-1
Total Offense Plays-Yds	86-555	61-250
Fumble Returns-Yards	0-0	0-0
Punt Returns-Yards	2-1	0-0
Kickoff Returns-Yards	3-110	1-6
INT Returns-Yards-TD	1-1-0	1-93-1
Punts (Number-Avg)	3-36.0	6-49.5
Fumbles-Lost	1-1	1-1
Penalties-Yards	14-145	12-104

RUSHING: LSU-Brossette 29-117; Helaire 10-32; Burrow 9-24; Jefferson 1-minus 5. UCF-McCrae 10-81; Anderson 3-23; Killins 3-17; Williams 1-6; McGowan 2-6; Mack 11-minus 3.

PASSING: LSU-Burrow 21-34-1-394. UCF-Mack 11-30-1-97; Williams 1-1-0-23.

RECEIVING: LSU-Chase 6-93; Jefferson 4-87; Sullivan 3-76; Helaire 3-25; Dillon 2-86; Moreau 2-22; Brossette 1-5. UCF-Davis 3-59; Colubiale 3-20; Snelson 2-24; Killins 2-minus 8; Mack 1-23; McCrae 1-2.

INTERCEPTIONS: LSU-Stevens 1-1. UCF-Moore 1-93-1.

FUMBLES: LSU-Jefferson 1-1. UCF-Mack 1-1.

Stadium: State Farm Stadium

Attendance: 57,246

Greg McCrae gave the Knights their first touchdown of the 2019 PlayStation Fiesta Bowl, one of his 10 rushing scores on the season. As a sophomore, McCrae rushed for 1,182 yards on the ground.

2019 BAD BOY MOWERS GASPARILLA BOWL

UCF	48
MARSHALL	25

December 23, 2019 | Tampa, Fla. | Raymond James Stadium

TAMPA—After nearly a month off from playing, the UCF football team got things started quickly on Monday afternoon, scoring 21 points in the first eight minutes on the way to 48-25 victory over Marshall at the 2019 Bad Boy Mowers Gasparilla Bowl at Raymond James Stadium.

Two of the Knights' (10-3) first three scores came from the defense, as Richie Grant snagged his first pick of the season and returned it 39 yards for a touchdown on the third play from scrimmage.

After punts from both teams, freshman Dillon Gabriel led a 6-play, 65-yard drive that culminated with a 26-yard Greg McCrae touchdown to put the Knights up 14-0 less than six minutes into the game.

Marshall (8-5) then began a drive at its own 21-yard line and advanced it to UCF's 40-yard line, before the Knights defense struck again. Tre'Mon Morris-Brash knocked down a backwards pass and picked it up to record the first forced fumble and the first fumble recovery of his career. Better than that, he then ran 55 yards to the end zone to give his team a 21-0 advantage it never looked back from.

A penalty-riddled, defensive-minded second quarter came and went with the Knights going into the locker room with a 24-7 lead.

The offense took its turn after the break, as the two teams totaled 39 combined points in the third quarter. Following the hour-long period, UCF found itself leading 45-25.

Gabriel, who was named the game's Most Valuable Player after the win, hit Otis Anderson on a 4th-and-7 screen pass that went 35 yards to paydirt to get things started in the quarter. Gabriel also rushed for a score and connected with Marlon Williams on a 75-yard score down the sideline to give the Knights a 45-25 lead heading into the final frame.

The Knights' offense controlled the clock and the defense kept the Herd at bay in the fourth quarter. Dylan Barnas's second field goal of the game, at the 9:01 mark, was the lone score of the period, and UCF left Tampa with the 48-25 victory over its former rival.

The Knights' 586 yards of total offense and 310 yards rushing both marked program records in a bowl game, while the 48 points were just four points shy of the 52 scored against Baylor in the 2014 Tostitos Fiesta Bowl.

The defense totaled five turnovers on the day, another UCF bowl-game record.

The game's MVP, Gabriel finished the day 14-of-24 for 260 yards passing with two touchdowns and no interceptions. The true freshman also added a scored on the ground.

UCF finished the 2019 season at 10-3, the program's third straight 10-win season, a first for UCF.

ESPN



UCF	21	3	21	3	48
Marshall	0	7	18	0	25

1st	14:04	UCF	Grant 39 yd interception return (Barnas kick)
	09:12	UCF	McCrae 26 yd run (Barnas kick)
	07:00	UCF	Morris-Brash 55 yd fumble return (Barnas kick)
2nd	12:28	MAR	Abraham 75 yd interception return (Rohrwasser kick)
	00:00	UCF	Barnas 36 yd field goal
3rd	12:50	UCF	Anderson 35 yd pass from Gabriel (Barnas kick)
	09:33	MAR	Green 3 yd run (Rohrwasser kick)
	07:10	UCF	Gabriel 3 yd run (Barnas kick)
	06:51	MAR	Johnson 70 yd pass from Green (Obialo from Green)
	06:39	UCF	Williams 75 yd pass from Gabriel (Barnas kick)
	01:08	MAR	Rohrwasser 50 yd field goal
4th	09:01	UCF	Barnas 30 yd field goal

	UCF	MAR
First Downs	25	19
Rushes-Yds	47-310	44-167
Passing Yds	277	194
Passes Comp.-Att.-Int.	17-31-1	11-25-2
Total Offense Plays-Yds	78-587	69-361
Fumble Returns-Yards-TD	1-55-1	0-0-0
Punt Returns-Yards	3-24	1-22
Kickoff Returns-Yards	0-0	6-138
INT Returns-Yards-TD	2-73-1	1-75-1
Punts (Number-Avg)	4-39.5	4-41.8
Fumbles-Lost	2-0	4-3
Penalties-Yards	10-93	8-67

RUSHING: UCF-McCrae 14-80; Thompson 9-74; Anderson 9-61; Mack Jr. 7-58; Coles 2-40; Evans 2-10; Gabriel 3-1. MAR-Knox 26-103; Johnson 1-25; Gaines 3-19; Green 10-19; Thomson 3-6; Keaton 1-minus 5.

PASSING: UCF-Gabriel 14-24-0-260; Mack Jr. 3-7-1-17. MAR-Green 9-23-2-173; Thomson 2-2-0-21.

RECEIVING: UCF-Williams 7-132; 5-69; Nixon 2-54; McCrae 2-18; Benkel 1-4. MAR-Obialo 4-45; Levias 3-67; Gaines 3-12; Johnson 1-70.

INTERCEPTIONS: UCF-Grant 1-39; Collier 1-34. MAR-Abraham 1-75.

FUMBLES: UCF- Team 1-0; Williams 1-0. MAR-Levias 1-1; Green 1-0; Knox 1-1; Keaton 1-1.

Stadium: Raymond James Stadium

Attendance: 33,539



Dillon Gabriel was named the Gasparilla Bowl's Most Valuable Player as a true freshman after throwing for 260 yards and two touchdowns with no interceptions.

2020 ROOFCLAIM.COM BOCA RATON BOWL

UCF	23
BYU	49

December 22, 2020 | Boca Raton, Fla. | FAU Stadium

BOCA RATON, Fla. - The UCF football team closed out the 2020 season at the RoofClaim.com Boca Raton Bowl, falling to 13th-ranked BYU by a score of 49-23 Tuesday evening at FAU Stadium in Boca Raton.

The Knights concluded the campaign with a record of 6-4, marking the winningest four-season span and winningest five-season span in program history, dating back to 2017 and 2016, respectively.

BYU (11-1) scored the first 21 points of the game and never looked back, leading 35-10 at halftime and 49-17 after three quarters of play.

Cougars quarterback Zach Wilson was 26-of-34 for 425 yards with three touchdowns through the air. He also ran for two scores on five rushes for 12 yards on the ground. Tyler Allgeier led the BYU ground attack with 19 rushes for 173 yards and a touchdown.

For UCF, quarterback Dillon Gabriel went 21-of-45 for 217 yards and threw two touchdown passes, one to Jaylon Robinson and one to Jacob Harris. Greg McCrae rushed 18 times for 77 yards and a score on the ground.

Jermaine McMillian led a depleted UCF defense with a career-high 11 total tackles, while Tatum Bethune had five tackles and a sack.

Tuesday marked the fifth consecutive season that the Knights have played in a bowl game, the first such stretch in program history.

ESPN



UCF	0	10	7	6	23
BYU	21	14	14	0	49
1st	13:11	BYU	Wilson 15 yd run (Oldroyd kick)		
	11:10	BYU	Rex 36 yd pass from Wilson (Oldroyd kick)		
	00:25	BYU	Wilson 4 yd run (Oldroyd kick)		
2nd	10:11	UCF	McCrae 5 yd run (Obarski kick)		
	07:11	BYU	Rex 27 yd pass from Wilson (Oldroyd kick)		
	03:31	BYU	Pau'u 35 yd pass from Wilson (Oldroyd kick)		
	00:19	UCF	Obarski 35 yd field goal		
3rd	13:11	BYU	Allgeier 39 yd run (Oldroyd kick)		
	09:31	BYU	Romney 6 yd run (Oldroyd kick)		
	00:05	UCF	Harris 21 yd pass from Gabriel (Obarski kick)		
4th	07:53	UCF	Robinson 9 yd pass from Gabriel (Gabriel pass failed)		

	UCF	BYU
First Downs	28	34
Rushes-Yds	43-194	38-214
Passing Yds	217	441
Passes Comp.-Att.-Int.	21-45-0	27-35-0
Total Offense Plays-Yds	88-411	73-655
Fumble Returns-Yards-TD	0-0	0-0
Punt Returns-Yards	1-0	1-10
Kickoff Returns-Yards	3-54	3-68
INT Returns-Yards-TD	0-0	0-0
Punts (Number-Avg)	5-40.8	1-47.0
Fumbles-Lost	0-0	0-0
Penalties-Yards	7-54	5-55

RUSHING: UCF-McCrae 18-77; Anderson 16-73; Gabriel 6-31; Thompson 3-13. BYU-Allgeier 19-173; Katoa 7-21; Wilson 5-12; Milne 1-7; Romney 2-6.

PASSING: UCF-Gabriel 21-45-0-217. BYU-Wilson 26-34-0-425; Pau'u 1-1-0-16.

RECEIVING: UCF-Nixon 5-48; Harris 4-67; Robinson 4-44; Credle 2-22; McCrae 2-13; Anderson 2-11; O'Keefe 1-8; Hescok 1-4. BYU-Milne 7-70; Rex 5-96; Pau'u 5-86; Katoa 4-90; Allgeier 3-60; Wilson 1-16; Romney 1-12; Jackson 1-11.

INTERCEPTIONS: UCF-None. BYU-None.

FUMBLES: UCF-None. BYU-None.

Stadium: FAU Stadium

Attendance: 6,000



Jacob Harris caught four passes for 67 yards and a touchdown, his eighth of his senior season. The former walk-on turned his impressive season into a shot at the pros when he was selected in the fourth round of the NFL Draft by the Los Angeles Rams.

**A**

Player	Pos.	Franchise	League	Years
Kamar Aiken	WR	Buffalo Bills	NFL	2011-12
	WR	New England Patriots	NFL	2012
	WR	Baltimore Ravens	NFL	2013-16
	WR	Indianapolis Colts	NFL	2017
	WR	Philadelphia Eagles	NFL	2018
Jordan Akins	TE	Houston Texans	NFL	2018-21
Brandon Alexander	DB	Atlanta Falcons	NFL	2015
	DB	Team Hall	MLFB	2016
	DB	Winnipeg Blue Bombers	CFL	2017-19
Robert Alexander	LB	Memphis Mad Dogs	CFL	1994
Demetris Anderson	DL	Green Bay Packers	NFL	2016
	DL	BC Lions	CFL	2017
L.J. Anderson	OL	Kansas City Chiefs	NFL	2008
Otis Anderson	RB	Tennessee Titans	NFL	2021
	RB	Los Angeles Rams	NFL	2021
Thomas Andrews	DL	Oseola Ghost Riders	WIFL	1997
Scott Ariail	DB	Rosenheim Rebels	Germany	2004
David Ashkinaz	OL	Atlanta Falcons	NFL	2004
	OL	New York Dragons	Arena	2004
	OL	Montreal Alouettes	CFL	2005
	OL	Ottawa Renegades	CFL	2006

B

Player	Pos.	Franchise	League	Years
Sean Beckton	WR	Chicago Bears	NFL	1990
Sylvester Bemberey	OL/DL	N.E. Steamrollers	Arena	1988
	OL/DL	Albany Firebirds	Arena	1990-93
	OL/DL	Tampa Bay Storm	Arena	1994-99
	OL/DL	Buffalo Destroyers	Arena	2000
	OL/DL	Tampa Bay Storm	Arena	2001
Jermaine Benoit	DE	Detroit Lions	NFL	1999
	DE	Scottish Claymores	NFL	1999-00
	DE	St. Louis Rams	NFL	2001
	DE	Carolina Panthers	NFL	2001-02
	FB/LB	Tampa Bay Storm	Arena	2004
	FB/LB	Los Angeles Avengers	Arena	2004
	FB/LB	Grand Rapids Rampage	Arena	2004-05
Lemec Bernard	LB	Rock River Raptors	Arena2	2008-09
Atari Bigby	S	Miami Dolphins	NFL	2005
	S	New York Jets	NFL	2005
	S	Amsterdam Admirals	NFL	2006
	S	Green Bay Packers	NFL	2005-10
	S	Seattle Seahawks	NFL	2011
	S	San Diego Chargers	NFL	2012
	QB	Jacksonville Jaguars	NFL	2014-18
Blake Bortles	QB	Los Angeles Rams	NFL	2019-20
	QB	Denver Broncos	NFL	2020
	QB	Green Bay Packers	NFL	2021
A.J. Bouye	DB	Houston Texans	NFL	2013-16
	DB	Jacksonville Jaguars	NFL	2017-19
	DB	Denver Broncos	NFL	2020
Jeremy Boykins	DB	Carolina Panthers	NFL	2021
	DB	Tennessee Titans	NFL	2017-18
	DB	Seattle Seahawks	NFL	2018-19
Calvin Brown	DB	Oseola Ghost Riders	WIFL	2007
Larry Brown	OL/DL	South Georgia Wildcats	Arena2	2004-05
	OL/DL	Green Bay Blizzard	Arena2	2006
Pat Brown	OL	Carolina Panthers	NFL	2009
	OL	New England Patriots	NFL	2009
	OL	Minnesota Vikings	NFL	2009
	OL	New York Jets	NFL	2010
	OL	Minnesota Vikings	NFL	2010-11
	OL	Miami Dolphins	NFL	2012
	OL	Carolina Panthers	NFL	2013
	LB	San Diego Chargers	NFL	1999
	DB	Los Angeles Rams	NFL	1992
	C	New Jersey Generals	USFL	1984
Siaha Burley	OL/DL	Orlando Predators	Arena	1991
	WR	Miami Dolphins	NFL	1999
	WR	Seattle Seahawks	NFL	1999-00
	WR	Dallas Cowboys	NFL	2001
	WR	Orlando Rage	XFL	2001
	WR/DB	Orlando Predators	Arena	2001-02
	WR/DB	Los Angeles Avengers	Arena	2003
	WR/DB	Arizona Rattlers	Arena	2004-05
	WR	Minnesota Vikings	NFL	2005
	WR/DB	Utah Blaze	Arena	2005-07
Joe Burnett	WR	Arizona Rattlers	Arena	2008-10
	DB	Pittsburgh Steelers	NFL	2009-10
	DB	New York Giants	NFL	2011
	DB	Edmonton Eskimos	CFL	2012-13
	DB	Calgary Stampeders	CFL	2015-17
	DB	Montreal Alouettes	CFL	2018
	DB	Saskatchewan Roughriders	CFL	2001-06
Davin Bush	DB	Winnipeg Blue Bombers	CFL	2007
Ian Bustillo	OL	Tampa Bay Buccaneers	NFL	2010

C

Player	Pos.	Franchise	League	Years
Tavaris Capers	WR	Pittsburgh Steelers	NFL	2005
	WR/DB	Memphis Xplorers	Arena2	2005
	WR/DB	South Georgia Wildcats	Arena2	2007
	WR	Team Florida	AFL	2008
Paul Carrington	DE	Atlanta Falcons	NFL	2006-07
	DE	Denver Broncos	NFL	2007
	DE	California Redwoods	UFL	2009-10
Mike Carter	TE	Denver Broncos	NFL	1983
Rashard Causey	DB	Atlanta Falcons	NFL	2019
	DB	Denver Broncos	NFL	2019
	DB	Miami Dolphins	NFL	2019-20
Kenny Clark	WR	Minnesota Vikings	NFL	2001-05
	WR	Amsterdam Admirals	NFL	2003
Nevelle Clarke	DB	Minnesota Vikings	NFL	2020
Blake Clingan	P	Detroit Lions	NFL	2013
	P	Washington Redskins	NFL	2014
Michael Colubiale	TE	Jacksonville Jaguars	NFL	2019-20
Bret Cooper	WR/DB	Tampa Bay Storm	Arena	1994
	WR/DB	Memphis Pharoahs	Arena	1995-96
	WR/DB	San Jose SaberCats	Arena	1997
	WR/DB	Orlando Predators	Arena	1998-01
	WR/DB	Buffalo Destroyers	Arena	2002-03
	WR/DB	Georgia Force	Arena	2003
	WR/DB	Orlando Predators	Arena	2003-05
	LB	Miami Dolphins	NFL	1995
Travis Cooper	FB/LB	Memphis Pharoahs	Arena	1996
	DB	Orlando Thunder	NFL	1991
Brian Covington	WR/DB	Arizona Rattlers	Arena	1993
	WR/DB	Charlotte Rage	Arena	1994
Daunte Culpepper	QB	Minnesota Vikings	NFL	1999-05
	QB	Miami Dolphins	NFL	2006-07
	QB	Oakland Raiders	NFL	2007-08
	QB	Detroit Lions	NFL	2008-09
	QB	Sacramento Mtn. Lions	UFL	2010

D

Player	Pos.	Franchise	League	Years
Elgin Davis	RB	New England Patriots	NFL	1987-88
	RB	Pittsburgh Steelers	NFL	1989
Gabriel Davis	WR	Buffalo Bills	NFL	2020-21
Tavarius Davis	WR/LB	Tennessee Valley Vipers	Arena2	2003
	WR/LB	Columbus Wardogs	Arena2	2004
	WR/LB	Florida Firecats	Arena2	2004
Troy Davis	WR/LB	Spokane Shock	Arena2	2005-06
	WR/LB	Everett Hawks	Arena2	2006
	DE	New York Jets	NFL	2013-14
	DE/LB	Dallas Cowboys	NFL	2014-15
Donald De La Haye	DL	Hamilton Tiger-Cats	CFL	2015-16
	DL	Toronto Argonauts	CFL	2017-18
	DL	Toronto Argonauts	CFL	2019
Damian Demps	PK	Green Bay Packers	NFL	2001
	SS	Lakeland Thunder Bolts	AIFA	2005-07
Reginald Doster	CB	Oakland Raiders	NFL	1999
	CB	Atlanta Falcons	NFL	2000
	DC	Orlando Rage	XFL	2001
	DS	Orlando Predators	Arena	2002-03
Leger Douzable	DS	Detroit Fury	Arena	2004
	DS	Orlando Predators	Arena	2005
	DS	Grand Rapids Rampage	Arena	2006
	DS	Philadelphia Soul	Arena	2006
	DS	Georgia Force	Arena	2007
	DE	Utah Blaze	Arena	2008
	DE	Minnesota Vikings	NFL	2008
	DE	New York Giants	NFL	2008-09
	DE	St. Louis Rams	NFL	2009-10
	DE	Detroit Lions	NFL	2010
	DE	Jacksonville Jaguars	NFL	2010-11
	DE	Tennessee Titans	NFL	2012
	DE	New York Jets	NFL	2013-15
	DE	Buffalo Bills	NFL	2016
	DE	San Francisco 49ers	NFL	2017

E

Player	Pos.	Franchise	League	Years
Steve Edwards	OT	Philadelphia Eagles	NFL	2002
	OT	Chicago Bears	NFL	2002-06
	OT	Minnesota Vikings	NFL	2006
	OT	New York Giants	NFL	2006
	OT	Baltimore Ravens	NFL	2007-08
	OL	Arizona Rattlers	Arena	2008
	OL	California Redwoods	UFL	2009-10
	OL/DL	Arizona Rattlers	Arena	2011
	OL	Chicago Rush	Arena	2013



Emil Ekiyor	DE	Tampa Bay Buccaneers	NFL	1996
	DE	Indianapolis Colts	NFL	1998
	DE	London Monarchs	NFL	1998
	DE	Scottish Claymores	NFL	1999
	DE	Atlanta Falcons	NFL	1999
Willie English Corris Ervin	DE	Oakland Raiders	NFL	2001-02
	OL/DL	Tampa Bay Storm	Arena	2003-04
	OL/DL	Grand Rapids Rampage	Arena	2005
	RB	Cincinnati Bengals	NFL	1993
	DB	Denver Broncos	NFL	1988
	DB	London Monarchs	NFL	1991
	DB	Scottish Claymores	NFL	1995
	DB	Baltimore Stallions	CFL	1995
	DB	Winnipeg Blue Bombers	CFL	1995
	WR/DB	Tampa Bay Storm	Arena	1996
Aaron Evans	WR/DB	Orlando Predators	Arena	1996-99
	WR/DB	Florida Bobcats	Arena	1999
	OL	Philadelphia Eagles	NFL	2018
Nate Evans	OL	Orlando Apollos	AAF	2019
	LB	Jacksonville Jaguars	NFL	2020
	LB	Seattle Seahawks	NFL	2021

F

Player	Pos.	Franchise	League	Years
Travis Fisher	CB	St. Louis Rams	NFL	2002-06
	CB	Detroit Lions	NFL	2007-09
	CB	Seattle Seahawks	NFL	2009
	CB	Baltimore Ravens	NFL	2010
Ryan Flinn	P	Atlanta Falcons	NFL	2005
	P	Green Bay Packers	NFL	2005-06
	P	Miami Dolphins	NFL	2006-07
Bernard Ford	WR	Buffalo Bills	NFL	1988
	WR	Dallas Cowboys	NFL	1989
	WR	Houston Oilers	NFL	1990
	WR	London Monarchs	NFL	1992
Ray Forsythe	WR	Green Bay Packers	NFL	1992
	OT	Cincinnati Bengals	NFL	1996
	OL/DL	Orlando Predators	Arena	1998
Jordan Franks	OL/DL	Milwaukee Mustangs	Arena	1999
	TE	Cincinnati Bengals	NFL	2018-19
	TE	Philadelphia Eagles	NFL	2020
Jimmy Fryzel	TE	Cleveland Browns	NFL	2020-21
	WR	Miami Dolphins	NFL	2003
	WR	Atlanta Falcons	NFL	2003
	WR	Tennessee Titans	NFL	2003
	WR	Chicago Bears	NFL	2003-04
	OS	Orlando Predators	Arena	2004-10

G

Player	Pos.	Franchise	League	Years
Bryan Gabourel Doug Gabriel	OL/DL	Stockton Lightning	Arena2	2007
	WR	Oakland Raiders	NFL	2003-05
	WR	New England Patriots	NFL	2006
	WR	Oakland Raiders	NFL	2006-07
	WR	Cincinnati Bengals	NFL	2008
Cedric Gagne-Marcoux	WR	Florida Tuskers	UFL	2009
	OL	Minnesota Vikings	NFL	2007
	OL	Hamilton Tiger-Cats	CFL	2007-09
	OL	Toronto Argonauts	CFL	2010-12
	TE	Carolina Panthers	NFL	2004-07
Michael Gaines	TE	Buffalo Bills	NFL	2007-08
	TE	Detroit Lions	NFL	2007-09
	TE	Chicago Bears	NFL	2009
	TE	Cleveland Browns	NFL	2009
	TE	Houston Texans	NFL	2010
Ed Gantner	DT	Tampa Bay Bandits	USFL	1983
	DL	Jacksonville Bulls	USFL	1984-85
Clayton Geathers	DB	Indianapolis Colts	NFL	2015-19
Kyle Gibson	DB	Baltimore Ravens	NFL	2019
Ryan Gillis	OG	Tallahassee Thunder	Arena2	2000
	OG	Orlando Rage	XFL	2001
Bill Giovanetti	LB	Tampa Bay Bandits	USFL	1983
Jacoby Glenn	DB	Chicago Bears	NFL	2015-16
	DB	Kansas City Chiefs	NFL	2017
Jeff Godfrey	WR	Houston Texans	NFL	2014
	QB	Orlando Apollos	AAF	2019
Theo Goins	OL	Atlanta Falcons	NFL	2013
Tay Gowan	CB	Arizona Cardinals	NFL	2021
Richie Grant	S	Atlanta Falcons	NFL	2021
Michael Greco	DB	New York Giants	NFL	2010
	DB	Green Bay Packers	NFL	2010
Cornell Green	OT	Atlanta Falcons	NFL	1999
	OT	Scottish Claymores	NFL	2000
	OT	Washington Redskins	NFL	2000
	OT	New York Jets	NFL	2000-01
	OT	Miami Dolphins	NFL	2001-02
	OT	Tampa Bay Buccaneers	NFL	2002-04
	OT	Denver Broncos	NFL	2004-05
	OT	Tampa Bay Buccaneers	NFL	2006
	OT	Oakland Raiders	NFL	2007-10
	OT	Buffalo Bills	NFL	2010-11
	LB	Winnipeg Blue Bombers	CFL	1997

Shaquill Griffin	CB	Seattle Seahawks	NFL	2017-20
	CB	Jacksonville Jaguars	NFL	2021
Shaquem Griffin	LB	Seattle Seahawks	NFL	2018-20
	LB	Miami Dolphins	NFL	2021
Franco Grilla	K	Albany Firebirds	Arena	1994
	K	Birmingham Barracudas	CFL	1995
	K	Orlando Predators	Arena	1997-98
Mike Gruttadauria	C	Dallas Cowboys	NFL	1995
	C	St. Louis Rams	NFL	1996-99
	C	Arizona Cardinals	NFL	2000-02
Tony Guerard	DL	Jacksonville Jaguars	NFL	2018
	DL	Orlando Apollos	AAF	2019
	DL	Dallas Renegades	XFL	2020

H

Player	Pos.	Franchise	League	Years
Rannell Hall	WR	Tampa Bay Buccaneers	NFL	2015
	WR	Cleveland Browns	NFL	2015-17
	WR	Atlanta Falcons	NFL	2017
	WR	Orlando Apollos	AAF	2019
	WR	Massachusetts Pirates	Arena	2019
	WR	Winnipeg Blue Bombers	CFL	2019
	WR	Tampa Bay Vipers	XFL	2020
Rick Hamilton	LB	Washington Redskins	NFL	1993-94
	LB	Kansas City Chiefs	NFL	1994
	LB	New York Jets	NFL	1996
	LB	Barcelona Dragons	NFL	1996
	LB	Detroit Lions	NFL	1996
	FB/LB	Arizona Rattlers	Arena	1998
Jacob Harris	FB/LB	Orlando Predators	Arena	1998-03
	IB	Orlando Rage	XFL	2001
	FB/LB	Los Angeles Avengers	Arena	2003
	WR	Los Angeles Rams	NFL	2021
Brynn Harvey	RB	Jacksonville Jaguars	NFL	2013
	RB	Baltimore Ravens	NFL	2005
Alex Haynes	RB	Cologne Centurions	NFL	2006
	RB	Carolina Panthers	NFL	2005-08
	RB	Denver Broncos	NFL	2008
	DE	Atlanta Falcons	NFL	2013
Cam Henderson	DE	Cleveland Browns	NFL	2013-14
	DT	Dallas Cowboys	NFL	2019-21
Trysten Hill	QB	Cleveland Browns	NFL	1994
	QB	Orlando Predators	Arena	1995-96
	QB	Granite State Warriors	EFL	1996
	QB	Nashville Katz	Arena	1997
Tyson Hinshaw	WR	Tennessee Titans	NFL	2001
	LB	Indianapolis Colts	NFL	2010
Cory Hogue	OT	Green Bay Packers	NFL	2003
	OL/DL	Cape Fear Wildcats	Arena2	2004
	OL/DL	South Georgia Wildcats	Arena2	2005
	WR	Miami Dolphins	NFL	2005
Luther Huggins	WR	Oseola Ghost Riders	WFL	2007
	CB	Minnesota Vikings	NFL	2018-20
Mike Hughes	CB	Kansas City Chiefs	NFL	2021
	LS	Dallas Cowboys	NFL	2012-13
	LS	Jacksonville Jaguars	NFL	2014
	LS	New England Patriots	NFL	2014
	LS	Kansas City Chiefs	NFL	2014
Charley Hughlett	LS	Cleveland Browns	NFL	2014-21

I

Player	Pos.	Franchise	League	Years
Raymond Irvin	CB	Cleveland Browns	NFL	1991
	CB	Kansas City Chiefs	NFL	1992
Kemal Ishmael	DB	Atlanta Falcons	NFL	2013-19

J

Player	Pos.	Franchise	League	Years
Kenny Jackson	WR	Central Valley Coyotes	Arena2	2009
	TE	Cologne Centurions	NFL	2002
Mario Jackson	TE	New Orleans Saints	NFL	2003
	TE	Cologne Centurions	NFL	2006
Toby Jackson	DL	Dallas Cowboys	NFL	2013
	DL	Orlando Predators	Arena	2015
	DL	Spokane Empire	IFL	2016
	DL	Columbus Lions	NAL	2017
	DL	Massachusetts Pirates	NAL	2018
Javid James	WR	Rio Grande Vall. Dorados	Arena2	2009
	LB	Edmonton Eskimos	CFL	2002-05
	LB	Cincinnati Bengals	NFL	2006-10
	LB	Edmonton Eskimos	CFL	2012
Greg Jefferson	DL	Philadelphia Eagles	NFL	1996-99, 2001
	OL/DL	Orlando Predators	Arena	2006-07
Shawn Jefferson	DL	Oseola Ghost Riders	WFL	2007
	WR	Houston Oilers	NFL	1991
	WR	San Diego Chargers	NFL	1991-95
	WR	New England Patriots	NFL	1996-99
	WR	Atlanta Falcons	NFL	2000-02
	WR	Detroit Lions	NFL	2003
Marcus Jenkins	OG	Seattle Seahawks	NFL	2000
	OG	Pittsburgh Steelers	NFL	2002



Sergio Joachim	OG	Tampa Bay Buccaneers	NFL	2002
	WR	Kansas City Chiefs	NFL	2008
	WR	Milwaukee Mustangs	Arena	2012
Darcy Johnson	TE	New York Giants	NFL	2006-09
	TE	St. Louis Rams	NFL	2010-11
	TE	Virginia Destroyers	UFL	2011
DeMarcus Johnson	OL/DL	Tampa Bay Storm	Arena	2005
	OL/DL	Grand Rapids Rampage	Arena	2006-07
	OL/DL	Daytona Beach Thunderbirds	Arena2	2008
Drico Johnson	DB	Arizona Cardinals	NFL	2017
	DB	Montreal Alouettes	CFL	2018
	RB	Jacksonville Jaguars	NFL	2014-15
Storm Johnson	RB	Tampa Bay Buccaneers	NFL	2016
	RB	Miami Dolphins	NFL	2016-17
	RB	Hamilton Tiger-Cats	CFL	2018
Travonti Johnson	RB	Saskatchewan Roughriders	CFL	2018
	RB	Orlando Apollos	AAF	2019
	CB	New York Giants	NFL	2007
Harvey Joiner	CB	Billings Outlaws	IFL	2008
	CB	New York Giants	NFL	2008-09
	CB	Billings Outlaws	IFL	2010
Willie Jones	CB	Omaha Beef	IFL	2011
	CB	Iowa Barnstormers	Arena	2011
	DL	Oseola Ghost Riders	WFL	2007
Trenton Jordan	T	Kansas City Chiefs	NFL	2001-02
	FB/LB	Central Valley Coyotes	Arena2	2005-06
	FB/LB	Amarillo Dusters	Arena2	2006
Ricot Joseph	DE	Cologne Centurions	NFL	2007
	S	Washington Redskins	NFL	2002
	S	Cincinnati Bengals	NFL	2003-05

K

Player	Pos.	Franchise	League	Years
Tim Kiggins	DB	Toronto Argonauts	CFL	1980
D.J. Killings	DB	New England Patriots	NFL	2017
	DB	Philadelphia Eagles	NFL	2017-18
	DB	Green Bay Packers	NFL	2018
Adrian Killins Jr.	DB	Indianapolis Colts	NFL	2018-19
	DB	Oakland Raiders	NFL	2019
	DB	Las Vegas Raiders	NFL	2020
	DB	Calgary Stampeders	CFL	2021
	RB	Philadelphia Eagles	NFL	2020-21

L

Player	Pos.	Franchise	League	Years
Charles Lee	WR	Green Bay Packers	NFL	2000-01
	WR	Tampa Bay Buccaneers	NFL	2003-04
	WR	Arizona Cardinals	NFL	2005
Abre Leggins	WR	Orlando Predators	Arena	2007
	OL	Milwaukee Mustangs	Arena	2012
	LB	San Diego Chargers	NFL	2012
Josh Linam	LB	Miami Dolphins	NFL	2012
	C	Tennessee Titans	NFL	2001
	C	Miami Dolphins	NFL	2001
Chris Lorenti	C	Houston Texans	NFL	2002-03
	C	Houston Texans	NFL	2002-03
	P	Tampa Bay Bucs	NFL	2019

M

Player	Pos.	Franchise	League	Years
Sean Maag	DB	Jacksonville Jaguars	NFL	2014
Mike Mabry	C	Baltimore Ravens	NFL	2003
	C	Cincinnati Bengals	NFL	2003-04
	C	Atlanta Falcons	NFL	2004-05
	C	Cologne Centurions	NFL	2004-05
	C	Cleveland Browns	NFL	2006
	OL/DL	Philadelphia Soul	Arena	2006-08
Brandon Marshall	C	California Redwoods	UFL	2009
	C	Sacramento Mtn. Lions	UFL	2010-11
	WR	Denver Broncos	NFL	2006-10
Chris Martin	WR	Miami Dolphins	NFL	2010-11
	WR	Chicago Bears	NFL	2012-14
	WR	New York Jets	NFL	2015-16
	WR	New York Giants	NFL	2017
	WR	Seattle Seahawks	NFL	2018
	WR	New Orleans Saints	NFL	2018
	OL	Houston Texans	NFL	2014
	OL	New England Patriots	NFL	2014
	OL	San Francisco 49ers	NFL	2014
	OL	Miami Dolphins	NFL	2015
	OL	New England Patriots	NFL	2015
	OL	Buffalo Bills	NFL	2015-16
	OL	Oakland Raiders	CFL	2018-19
	OL	Orlando Apollos	AAF	2019
Rashad Mays	DB	Oseola Ghost Riders	WFL	2007
	DB	Miami Dolphins	NFL	1989
	TE/P	Pittsburgh Steelers	NFL	1986-87

Greg McCrae	RB	Toronto Argonauts	CFL	2021
	OL	Green Bay Packers	NFL	2014
	OL	Brooklyn Bolts	FXFL	2014
Jordan McCray	OL	Minnesota Vikings	NFL	2014
	OL	Carolina Panthers	NFL	2015
	OL	Orlando Predators	Arena	2015-16
	OL	Cleveland Gladiators	Arena	2017-18
	OL	Orlando Apollos	AAF	2019
	OL	Chicago Bears	NFL	2019
Justin McCray	OL	Tampa Bay Vipers	XFL	2020
	OL	Tennessee Titans	NFL	2014-15
	OL	Orlando Predators	Arena	2015-16
	OL	Tampa Bay Storm	Arena	2017
	OL	Green Bay Packers	NFL	2017-18
	OL	Cleveland Browns	NFL	2019
Lance McDowdell	OL	Atlanta Falcons	NFL	2020
	OL	Houston Texans	NFL	2021
	DL	New Orleans Saints	NFL	2016
Quincy McDuffie	DL	Jacksonville Sharks	NAL	2018
	WR	Denver Broncos	NFL	2013
	WR	Hamilton Tiger-Cats	CFL	2014-15
	WR	Winnipeg Blue Bombers	CFL	2016
	WR	Dallas Cowboys	NFL	2017
	WR	Ottawa Redblacks	CFL	2017
Taj McGowan	RB	Jacksonville Jaguars	NFL	2019
	DT	Baltimore Ravens	NFL	2002
	DT	Frankfurt Galaxy	NFL	2002
Josh McKibben	DT	Tampa Bay Buccaneers	NFL	2003
	DT	Rhein Fire	NFL	2003
	OL/DL	Orlando Predators	Arena	2004
Mike Merritt	TE	Kansas City Chiefs	NFL	2008
	FB	San Francisco 49ers	NFL	2011-15
	FB	Jacksonville Jaguars	NFL	2020
Wyatt Miller	OL	New York Jets	NFL	2019
	OL	Cincinnati Bengals	NFL	2019
	OL	Dallas Cowboys	NFL	2019
Paul Miranda	OL	Seattle Seahawks	NFL	2020
	CB	Indianapolis Colts	NFL	1999-00
	CB	Seattle Seahawks	NFL	2000-02
	CB	Miami Dolphins	NFL	2002-03
	CB	Oakland Raiders	NFL	2003
	DS	Orlando Predators	Arena	2003-04
Steven Moffett	QB	Daytona Beach Thunderbirds	Arena2	2008
	QB	Denver Broncos	NFL	2003
	OL	Berlin Thunder	NFL	2003
Freddie Moore	OL	British Columbia Lions	CFL	2003-04
	OL	Ottawa Renegades	CFL	2005-06
	OL	Oakland Raiders	NFL	2013-16
Latavius Murray	RB	Minnesota Vikings	NFL	2017-18
	RB	New Orleans Saints	NFL	2019-21
	DB	Houston Texans	NFL	2017
T.J. Mutcherson	DB	Seattle Seahawks	NFL	2018-19
	DB	Ottawa Redblacks	CFL	2019
	DB	Edmonton	CFL	2021

Mike Merritt	OL/DL	Orlando Predators	Arena	2004
	TE	Kansas City Chiefs	NFL	2008
	FB	San Francisco 49ers	NFL	2011-15
Bruce Miller	FB	Jacksonville Jaguars	NFL	2020
	OL	New York Jets	NFL	2019
	OL	Cincinnati Bengals	NFL	2019
Wyatt Miller	OL	Dallas Cowboys	NFL	2019
	OL	Seattle Seahawks	NFL	2020
	CB	Indianapolis Colts	NFL	1999-00
Paul Miranda	CB	Seattle Seahawks	NFL	2000-02
	CB	Miami Dolphins	NFL	2002-03
	CB	Oakland Raiders	NFL	2003
Steven Moffett	DS	Orlando Predators	Arena	2003-04
	QB	Daytona Beach Thunderbirds	Arena2	2008
	QB	Denver Broncos	NFL	2003
Freddie Moore	OL	Berlin Thunder	NFL	2003
	OL	British Columbia Lions	CFL	2003-04
	OL	Ottawa Renegades	CFL	2005-06
Latavius Murray	OL	Oakland Raiders	NFL	2013-16
	RB	Minnesota Vikings	NFL	2017-18
	RB	New Orleans Saints	NFL	2019-21
T.J. Mutcherson	DB	Houston Texans	NFL	2017
	DB	Seattle Seahawks	NFL	2018-19
	DB	Ottawa Redblacks	CFL	2019
	DB	Edmonton	CFL	2021

N

Player	Pos.	Franchise	League	Years
Johnell Neal	DB	Detroit Lions	NFL	2009
Frisner Nelson	DL/OL	Tennessee Valley Vipers	Arena2	2007
	OL/DL	Orlando Predators	Arena	2010
	WR	Jacksonville Jaguars	NFL	2011
Jamar Newsome	WR	Pittsburgh Steelers	NFL	2011
	WR	Kansas City Chiefs	NFL	2011-12
	WR	Dallas Cowboys	NFL	2013-14
Adam Nissley	TE	Atlanta Falcons	NFL	2012-13
	WR	New England Patriots	NFL	2021
	WR/LB	Orlando Predators	Arena	2000-01
Tre Nixon	WR	New England Patriots	NFL	2021
Mark Nonsant	WR/LB	Orlando Predators	Arena	2000-01

O

Player	Pos.	Franchise	League	Years
John Osborne	TE	Rosenheim Rebels	Germany	1994
Mike Osuna	FB/LB	Orlando Predators	Arena	2000-01
	FB/LB	Dallas Desperados	Arena	2002
	FB/LB	Grand Rapids Rampage	Arena	2003
Jordan Ozerities	DB	Atlanta Falcons	NFL	2015

P

Player	Pos.	Franchise	League	Years
Ian Patterson	DE	Seattle Seahawks	NFL	1987
	DB	Ottawa Roughriders	CFL	1993
	DE	Cincinnati Bengals	NFL	2003-04
Elton Patterson	DE	Jacksonville Jaguars	NFL	2004
	DE	Cincinnati Bengals	NFL	2005
	DE	Minnesota Vikings	NFL	2005-06
	DE	Berlin Thunder	NFL	2006
	DE	Jacksonville Jaguars	NFL	2006-07
	DE	Team Florida	AAF	2008
Vic Penn	OL/DL	Orlando Predators	Arena	2008
	QB	British Columbia Lions	CFL	2001
	QB	Cape Fear Wildcats	Arena2	2002
	QB	Tallahassee Thunder	Arena2	2002
	QB	Orlando Predators	Arena	2003



Breshad Perriman	QB	Macon Knights	Arena2	2003
	WR	Baltimore Ravens	NFL	2015-17
	WR	Washington Redskins	NFL	2018
	WR	Cleveland Browns	NFL	2018
	WR	Tampa Bay Bucs	NFL	2019
	WR	New York Jets	NFL	2020
	WR	Detroit Lions	NFL	2021
Jason Peters	RB	New York Giants	NFL	2007
	RB	Billings Outlaws	IFL	2008
Charlie Pierce	K	Orlando Predators	Arena	1997
	K	Berlin Thunder	NFLE	1999-00
	K	Orlando Rage	XFL	2001
Nick Pieschel	OL	Chicago Bears	NFL	2012
Jamiyus Pittman	DL	Miami Dolphins	NFL	2018-19
Terrance Plummer	LB	Washington Redskins	NFL	2015
	LB	Minnesota Vikings	NFL	2015-16
	LB	Toronto Argonauts	CFL	2016-18
	LB	Orlando Apollos	AAF	2019
	LB	Hamilton Tiger-Cats	CFL	2019
	LB	Tampa Bay Vipers	XFL	2020
Deon Porter	S	Edmonton Eskimos	CFL	1998
Matt Prater	K	Detroit Lions	NFL	2006
	K	Green Bay Packers	NFL	2006
	K	Minnesota Vikings	NFL	2006
	K	Miami Dolphins	NFL	2007
	K	Denver Broncos	NFL	2007-14
	K	Detroit Lions	NFL	2014-20
	K	Arizona Cardinals	NFL	2021

R

Player	Pos.	Franchise	League	Years
Sha'reff Rashad	S	New York Giants	NFL	2009-10
	DB	Washington Redskins	NFL	2010
Nakia Reddick	SS	Carolina Panthers	NFL	1997
	SS	Indianapolis Colts	NFL	1998-99
	SS	Rhein Fire	NFLE	2000
	SS	NY/NJ Hitmen	XFL	2000-01
Josh Reese	WR	Tampa Bay Buccaneers	NFL	2015
	WR	Philadelphia Eagles	NFL	2015
Jah Reid	OT	Baltimore Ravens	NFL	2011-15
	OT	Kansas City Chiefs	NFL	2015-17
David Rhodes	WR	Cincinnati Bengals	NFL	1994
	WR	Rhein Fire	NFLE	1997
Stanford Rhule	LB	Osceola Ghost Riders	WIFL	2007
Kenton Rickerson	DS	Jacksonville Tomcats	Arena2	2000
	DS	Augusta Stallions	Arena2	2001
	DS	Cape Fear Wildcats	Arena2	2002
	DS	Macon Knights	Arena2	2003
Taylor Robertson	OG	Philadelphia Eagles	NFL	2003
	OG	Calgary Stampeders	CFL	2003-06
	OG	Toronto Argonauts	CFL	2007-10
Aaron Robinson	DB	New York Giants	NFL	2021
Josh Robinson	DB	Minnesota Vikings	NFL	2012-15
	DB	Tampa Bay Buccaneers	NFL	2016-17
	DB	New Orleans Saints	NFL	2018
	DB	Jacksonville Jaguars	NFL	2019
Tito Rodriguez	LB	Cincinnati Bengals	NFL	2002-03
Rocky Ross	WR	Jacksonville Jaguars	NFL	2010
	WR	Florida Tuskers	UFL	2010
Scott Ryerson	PK	Tampa Bay Bandits	USFL	1983
	PK	Atlanta Falcons	NFL	1983

S

Player	Pos.	Franchise	League	Years
Aaron Sam	RB	Cleveland Browns	NFL	1987
	RB	Indianapolis Colts	NFL	1989
Asante Samuel	CB	New England Patriots	NFL	2003-07
	CB	Philadelphia Eagles	NFL	2008-11
	CB	Atlanta Falcons	NFL	2012-13
Ed Schenk	TE	Minnesota Vikings	NFL	1987
Ryan Schneider	QB	Tennessee Valley Vipers	Arena2	2006
Ray Shipman	LB	New Orleans Saints	NFL	2013
	LB	Hamilton Tiger-Cats	CFL	2013
Keith Shologan	DL	San Diego Chargers	NFL	2008
	DL	Saskatchewan Roughriders	CFL	2008-13
	DL	Ottawa Redblacks	CFL	2014-15
	DL	Winnipeg Blue Bombers	CFL	2016
	DL	Montreal Alouettes	CFL	2017
Mike Sims-Walker	WR	Jacksonville Jaguars	NFL	2007-10
	WR	St. Louis Rams	NFL	2011
	WR	Jacksonville Jaguars	NFL	2011
	WR	Winnipeg Blue Bombers	CFL	2013
Josh Sitton	OL	Green Bay Packers	NFL	2008-15
	OL	Chicago Bears	NFL	2016-17
	OL	Miami Dolphins	NFL	2018
Kevin Smith	RB	Detroit Lions	NFL	2008-12

Marquette Smith	RB	Winnipeg Blue Bombers	CFL	2014
	RB	Carolina Panthers	NFL	1996-98
	RB	Rhein Fire	NFLE	1998
	RB	Winnipeg Blue Bombers	CFL	1998
	RB	Shreveport Knights	RFL	1999
	RB	Green Bay Bombers	IFL	1999
	RB	Iowa Barnstormers	Arena	2000
	RB	La Crosse Knight Train	NIFL	2000
	RB	Los Angeles Xtreme	XFL	2001
	RB	Carolina Stingrays	NIFL	2003
	RB	Kissimmee Kreatures	NIFL	2004
	RB	Osceola Ghost Riders	WIFL	2005-06
Tre'Quan Smith	WR	New Orleans Saints	NFL	2018-21
Dredrick Snelson	WR	Jacksonville Jaguars	NFL	2019
Mike Sommerfield	DT	Tampa Bay Bandits	USFL	1982
Bobby Spitzliski	LB	Seattle Seahawks	NFL	1992-94
Bill Stewart	FB/LB	Orlando Predators	Arena	1992-95
	FB/LB	Charlotte Rage	Arena	1995
Brandon Sumner	QB	Osceola Ghost Riders	WIFL	2007

T

Player	Pos.	Franchise	League	Years
Jim Taylor	LB	Jacksonville Bulls	USFL	1983
	LB	Pittsburgh Maulers	USFL	1984
Kendrick Thomas	LB	New York Jets	NFL	1996
Dana Thyssen	QB	Orlando Renegades	USFL	1985
Torell Troup	DT	Buffalo Bills	NFL	2010-13
	DT	Oakland Raiders	NFL	2014
Justin Tukes	TE	Philadelphia Eagles	NFL	2015
	DB	Team Hall	MLFB	2016

V

Player	Pos.	Franchise	League	Years
Jason Venson	DB	Cleveland Browns	NFL	2009

W

Player	Pos.	Franchise	League	Years
Glenroy Watkins	DL	Osceola Ghost Riders	WIFL	2007
	DL	Erie RiverRats	AIFA	2007-08
	DL	Erie Storm	AIFA	2010
Mark Whittemore	WR	Miami Dolphins	NFL	2005
Marlon Williams	WR	Houston Texans	NFL	2021
	WR	New England Patriots	NFL	2021
Terrance Williams	RB	Atlanta Falcons	NFL	2002
Ted Wilson	WR	Washington Redskins	NFL	1987
	WR	Tampa Bay Buccaneers	NFL	1988
	WR	Cleveland Browns	NFL	1989
Torrian Wilson	OL	Detroit Lions	NFL	2015
	OL	New England Patriots	NFL	2015
	OL	Orlando Predators	Arena	2016
Keenan Wimbley	LB	New York Giants	NFL	1988
J.J. Worton	WR	St. Louis Rams	NFL	2015
	WR	New England Patriots	NFL	2015
	WR	Los Angeles Rams	NFL	2016
Matthew Wright	K	Pittsburgh Steelers	NFL	2019-20
	K	Tampa Bay Vipers	XFL	2020
	K	Detroit Lions	NFL	2021



The following UCF Knights have earned spots on active 53-man NFL rosters.

Player	Franchise	Years
Kamar Aiken	Buffalo Bills	2011
	New England Patriots	2012
	Baltimore Ravens	2013-16
	Indianapolis Colts	2017
	Philadelphia Eagles	2018
Jordan Akins	Houston Texans	2018-20
Atari Bigby	Green Bay Packers	2005-10
	Seattle Seahawks	2011
	San Diego Chargers	2012
Blake Bortles	Jacksonville Jaguars	2014-18
	Los Angeles Rams	2019
	Denver Broncos	2020
A.J. Bouye	Houston Texans	2013-16
	Jacksonville Jaguars	2017-19
	Denver Broncos	2020
Patrick Brown	New York Jets	2010
	Miami Dolphins	2010
	Minnesota Vikings	2010-12
Joe Burnett	Pittsburgh Steelers	2009
Paul Carrington	Denver Broncos	2008
Kenny Clark	Minnesota Vikings	2001-05
Daunte Culpepper	Minnesota Vikings	1999-05
	Miami Dolphins	2006-07
	Oakland Raiders	2007
	Detroit Lions	2008-09
	New England Patriots	1987-88
Elgin Davis	Buffalo Bills	2020
Gabriel Davis	New York Jets	2013
Troy Davis	New York Giants	2008-09
Leger Douzable	St. Louis Rams	2009
	Jacksonville Jaguars	2010-11
	Tennessee Titans	2012
	New York Jets	2013-15
	Buffalo Bills	2016
Steve Edwards	San Francisco 49ers	2017
	Chicago Bears	2002-06
	New York Giants	2006
Travis Fisher	St. Louis Rams	2002-06
	Detroit Lions	2007-08
	Seattle Seahawks	2009
Ryan Flinn	Green Bay Packers	2005-06
Bernard Ford	Dallas Cowboys	1989
	Houston Oilers	1990
Jordan Franks	Cincinnati Bengals	2018-19
Doug Gabriel	Oakland Raiders	2003-05
	New England Patriots	2006
	Oakland Raiders	2006-07
Michael Gaines	Carolina Panthers	2004-07
	Buffalo Bills	2007
	Detroit Lions	2007-08
	Chicago Bears	2009
	Cleveland Browns	2009
Clayton Geathers	Indianapolis Colts	2015-19
Jacoby Glenn	Chicago Bears	2015-16
Michael Greco	Green Bay Packers	2010
Cornell Green	New York Jets	2000-01
	Tampa Bay Buccaneers	2002-04
	Tampa Bay Buccaneers	2006
	Oakland Raiders	2007-09
	Buffalo Bills	2010
Shaquill Griffin	Seattle Seahawks	2017-20
Shaquem Griffin	Seattle Seahawks	2018-20
Mike Gruttaduria	St. Louis Rams	1996-99
	Arizona Cardinals	2000-02
Rannell Hall	Cleveland Browns	2015
Rick Hamilton	Washington Redskins	1993-94
	Kansas City Chiefs	1994-95
	New York Jets	1996
Alex Haynes	Carolina Panthers	2007
	Denver Broncos	2008
Trysten Hill	Dallas Cowboys	2019-20
Mike Hughes	Minnesota Vikings	2018-20
Charley Hughlett	Cleveland Browns	2015-20

Player	Franchise	Years
Kemal Ishmael	Atlanta Falcons	2013-19
Mario Jackson	New Orleans Saints	2003
Rashad Jeanty	Cincinnati Bengals	2006-09
Greg Jefferson	Philadelphia Eagles	1996-99, '01
Shawn Jefferson	San Diego Chargers	1991-95
	New England Patriots	1996-99
	Atlanta Falcons	2000-02
	Detroit Lions	2003
	Seattle Seahawks	2000
Darcy Johnson	New York Giants	2006-09
Storm Johnson	Jacksonville Jaguars	2014
Ricot Joseph	Washington Redskins	2002
Adrian Killins Jr.	Philadelphia Eagles	2020
Charles Lee	Green Bay Packers	2000-01
	Tampa Bay Buccaneers	2003-04
	Arizona Cardinals	2005
Chris Lorenti	Houston Texans	2001-02
Brandon Marshall	Denver Broncos	2006-09
	Miami Dolphins	2010-11
	Chicago Bears	2012-14
	New York Jets	2015-16
	New York Giants	2017
	Seattle Seahawks	2018
	New Orleans Saints	2018
	Green Bay Packers	2017-18
Justin McCray	Cleveland Browns	2019
	Atlanta Falcons	2020
	Kansas City Chiefs	2008
Mike Merritt	San Francisco 49ers	2011-15
Bruce Miller	Jacksonville Jaguars	2020
	Indianapolis Colts	1999-00
Paul Miranda	Seattle Seahawks	2000-02
	Oakland Raiders	2013-16
	Minnesota Vikings	2017-18
Latavius Murray	New Orleans Saints	2019-20
	Jacksonville Jaguars	2011
	Kansas City Chiefs	2012
Jamar Newsome	Atlanta Falcons	2012
	Cincinnati Bengals	2003-04
	Jacksonville Jaguars	2004
Adam Nissley	Cincinnati Bengals	2005
	Jacksonville Jaguars	2006-07
	Baltimore Ravens	2015-17
Elton Patterson	Cleveland Browns	2018
	Tampa Bay Buccaneers	2019
	New York Jets	2020
Terrance Plummer	Washington Redskins	2015
	Atlanta Falcons	2007
Matt Prater	Denver Broncos	2007-13
	Detroit Lions	2014-20
	New York Giants	2009
Sha'reff Rashad	Washington Redskins	2010
	Baltimore Ravens	2011-15
	Kansas City Chiefs	2015-16
Jah Reid	Minnesota Vikings	2012-17
	New Orleans Saints	2018
	Jacksonville Jaguars	2019
Josh Robinson	New England Patriots	2003-07
	Philadelphia Eagles	2008-11
	Atlanta Falcons	2012-13
Ed Schenk	Minnesota Vikings	1987
	Jacksonville Jaguars	2007-10
	St. Louis Rams	2011
Mike Sims-Walker	Jacksonville Jaguars	2011
	Green Bay Packers	2008-15
	Chicago Bears	2016-17
Josh Sitton	Miami Dolphins	2018
	Detroit Lions	2008-12
	New Orleans Saints	2018-20
Kevin Smith	Seattle Seahawks	1992-94
Tre'Quan Smith	Buffalo Bills	2010-12
Bob Spitulski	Washington Redskins	1987
Torell Troup		
Ted Wilson		



KNIGHTS IN THE PRO BOWL

Player	Pos.	Team	Season
Daunte Culpepper	QB	Minnesota Vikings	2000
Daunte Culpepper	QB	Minnesota Vikings	2003
Daunte Culpepper	QB	Minnesota Vikings	2004
Asante Samuel	DB	New England Patriots	2007
Brandon Marshall	WR	Denver Broncos	2008
Asante Samuel	DB	Philadelphia Eagles	2008
Brandon Marshall	WR	Denver Broncos	2009
Asante Samuel	DB	Philadelphia Eagles	2009
Asante Samuel	DB	Philadelphia Eagles	2010
Brandon Marshall	WR	Miami Dolphins	2011
Brandon Marshall	WR	Chicago Bears	2012
Josh Sitton	OL	Green Bay Packers	2012
Brandon Marshall	WR	Chicago Bears	2013
Matt Prater	PK	Denver Broncos	2013
Josh Sitton	OL	Green Bay Packers	2014
Brandon Marshall	WR	New York Jets	2015
Latavius Murray	RB	Oakland Raiders	2015
Josh Sitton	OL	Green Bay Packers	2015
Matt Prater	PK	Detroit Lions	2016
Josh Sitton	OL	Chicago Bears	2016
A.J. Bouye	DB	Jacksonville Jaguars	2017
Shaquill Griffin	DB	Seattle Seahawks	2019
Shaquill Griffin	DB	Seattle Seahawks	2020

KNIGHTS IN THE SUPER BOWL

Player	Game	Team	Result	Opponent
Shawn Jefferson	XXIX	San Diego	Lost	San Francisco
Shawn Jefferson	XXXI	New England	Lost	Green Bay
Mike Gruttadauria	XXXIV	St. Louis Rams	Won	Tennessee
Cornell Green	XXXVII	Tampa Bay	Won	Oakland
Charles Lee	XXXVII	Tampa Bay	Won	Oakland
Asante Samuel	XXXVIII	New England	Won	Carolina
Asante Samuel	XXXIX	New England	Won	Philadelphia
Asante Samuel	XLII	New England	Lost	New York Giants
Darcy Johnson	XLII	New York Giants	Won	New England
Atari Bigby	XLV	Green Bay	Won	Pittsburgh
Michael Greco	XLV	Green Bay	Won	Pittsburgh
Josh Sitton	XLV	Green Bay	Won	Pittsburgh
Bruce Miller	XLVII	San Francisco	Lost	Baltimore
Jah Reid	XLVII	Baltimore	Won	San Francisco
Matt Prater	XLVIII	Denver	Lost	Seattle
Kemal Ishmael	LI	Atlanta	Lost	New England

KNIGHTS IN THE AFC CHAMPIONSHIP

Player	Season	Team	Result	Opponent
Shawn Jefferson	1994	San Diego	Won	Pittsburgh
Shawn Jefferson	1996	New England	Won	Jacksonville
Asante Samuel	2003	New England	Won	Indianapolis
Asante Samuel	2004	New England	Won	Pittsburgh
Cornell Green	2005	Denver	Lost	Pittsburgh
Doug Gabriel	2006	New England	Lost	Indianapolis
Asante Samuel	2006	New England	Lost	Indianapolis
Asante Samuel	2007	New England	Won	San Diego
Jah Reid	2011	Baltimore	Lost	New England
Kamar Aiken	2012	New England	Lost	Baltimore
Jah Reid	2012	Baltimore	Won	New England
Matt Prater	2013	Denver	Won	New England
J.J. Worton	2015	New England	Lost	Denver
A.J. Bouye	2017	Jacksonville	Lost	New England
Blake Bortles	2017	Jacksonville	Lost	New England
Gabriel Davis	2020	Buffalo	Lost	Kansas City

KNIGHTS IN THE NFC CHAMPIONSHIP

Player	Season	Team	Result	Opponent
Mike Gruttadauria	1999	St. Louis	Won	Tampa Bay
Daunte Culpepper	2000	Minnesota	Lost	New York Giants
Cornell Green	2002	Tampa Bay	Won	Philadelphia
Atari Bigby	2007	Green Bay	Lost	New York Giants
Asante Samuel	2008	Philadelphia	Lost	Arizona
Atari Bigby	2010	Green Bay	Won	Chicago
Michael Greco	2010	Green Bay	Won	Chicago
Josh Sitton	2010	Green Bay	Won	Chicago
Bruce Miller	2011	San Francisco	Lost	New York Giants
Asante Samuel	2012	Atlanta	Lost	San Francisco
Adam Nissley	2012	Atlanta	Lost	San Francisco
Bruce Miller	2012	San Francisco	Won	Atlanta
Bruce Miller	2013	San Francisco	Lost	Seattle
Josh Sitton	2014	Green Bay	Lost	Seattle
Kemal Ishmael	2016	Atlanta	Won	Green Bay
Latavius Murray	2017	Minnesota	Lost	Philadelphia
Tre'Quan Smith	2018	New Orleans	Lost	LA Rams
Josh Robinson	2018	New Orleans	Lost	LA Rams

KNIGHTS IN THE NFL DRAFT

Player	Pos.	Team	Year	Round	Pick
Ted Wilson	WR	Washington	1987	10	274
Elgin Davis	DB	New England	1987	12	330
Bernard Ford	WR	Buffalo	1988	3	65
Corris Ervin	DB	Denver	1988	5	136
Raymond Irvin	DB	Cleveland	1991	9	225
Shawn Jefferson	WR	Houston	1991	9	240
Bob Spitzliski	LB	Seattle	1992	3	66
Rick Hamilton	LB	Washington	1993	3	71
Greg Jefferson	DE	Philadelphia	1995	3	72
Marquette Smith	RB	Carolina	1996	5	142
Daunte Culpepper	QB	Minnesota	1999	1	11
Paul Miranda	DB	Indianapolis	1999	4	96
Charles Lee	WR	Green Bay	2000	7	242
Travis Fisher	DB	St. Louis	2002	2	64
Asante Samuel	DB	New England	2003	4	120
Doug Gabriel	WR	Oakland	2003	5	167
Mike Mabry	OL	Baltimore	2003	7	250
Elton Patterson	DE	Cincinnati	2003	7	259
Michael Gaines	TE	Carolina	2004	7	234
Brandon Marshall	WR	Denver	2006	4	119
Mike Sims-Walker	WR	Jacksonville	2007	3	79
Kevin Smith	TB	Detroit	2008	3	64
Josh Sitton	OL	Green Bay	2008	4	135
Mike Merritt	TE	Kansas City	2008	7	239
Joe Burnett	CB	Pittsburgh	2009	5	168
Torell Troup	DT	Buffalo	2010	2	41
Jah Reid	OT	Baltimore	2011	3	85
Bruce Miller	DE/FB	San Francisco	2011	7	211
Josh Robinson	DB	Minnesota	2012	3	66
Latavius Murray	RB	Oakland	2013	6	181
Kemal Ishmael	DB	Atlanta	2013	7	243
Blake Bortles	QB	Jacksonville	2014	1	3
Storm Johnson	RB	Jacksonville	2014	7	222
Breshad Perriman	WR	Baltimore	2015	1	26
Clayton Geathers	DB	Indianapolis	2015	4	109
Shaquill Griffin	DB	Seattle	2017	3	90
Mike Hughes	DB	Minnesota	2018	1	30
Tre'Quan Smith	WR	New Orleans	2018	3	91
Jordan Akins	TE	Houston	2018	3	98
Shaquem Griffin	LB	Seattle	2018	5	141
Trysten Hill	DT	Dallas	2019	2	58
Gabriel Davis	WR	Buffalo	2020	4	128
Richie Grant	S	Atlanta	2021	2	40
Aaron Robinson	DB	New York Giants	2021	3	71
Jacob Harris	WR	LA Rams	2021	4	141
Tay Gowan	CB	Arizona	2021	6	223
Tre Nixon	WR	New England	2021	7	242



Date	Network	Coverage	Opponent	Result
Aug. 29, 1996	Sun Sports	Regional	William & Mary	W, 39-33
Sept. 14, 1996	Sun Sports	Regional	at New Mexico	L, 7-17
Oct. 26, 1996	Sun Sports	Regional	at Georgia Tech	L, 20-27
Sept. 6, 1997	Sun Sports/Fox Sports South	Regional	at South Carolina	L, 31-33
Sept. 20, 1997	Sun Sports	Regional	Idaho	W, 41-10
Sept. 27, 1997	Sun Sports	Regional	at #8 Auburn	L, 14-41
Oct. 25, 1997	Sun Sports	Regional	at Mississippi State	L, 28-35
Sept. 5, 1998	Sun Sports	Regional	at Louisiana Tech	W, 64-30
Sept. 19, 1998	ESPN	National	at Purdue	L, 7-35
Sept. 26, 1998	Fox Sports Net/Sun Sports	Regional	at Bowling Green	W, 38-31
Oct. 3, 1998	Sun Sports	Regional	at Toledo	W, 31-24
Oct. 24, 1998	Sun Sports	Regional	at Louisiana	W, 42-10
Oct. 31, 1998	WYTV (Youngstown)	Local	Youngstown State	W, 44-32
Nov. 7, 1998	Sun Sports	Regional	at Auburn	L, 610
Nov. 21, 1998	KRQE (Albuquerque)	Local	New Mexico	W, 38-6
Sept. 4, 1999	ESPN Regional/Sun Sports	Regional	#22 Purdue	L, 13-47
Sept. 11, 1999	Sun Sports	Regional	at #4 Florida	L, 27-58
Sept. 25, 1999	Sun Sports/Media One	Regional	at #11 Georgia	L, 23-24
Nov. 6, 1999	Sun Sports	Regional	at Auburn	L, 10-28
Sept. 30, 2000	Sun Sports	Regional	at Eastern Michigan	W, 31-10
Oct. 7, 2000	Sun Sports	Regional	at Northern Illinois	L, 20-40
Nov. 4, 2000	Sun Sports	Regional	at Louisiana Tech	W, 20-16
Nov. 11, 2000	ESPN Regional	Regional	#8 Virginia Tech	L, 21-44
Sept. 8, 2001	ESPN Regional/Sun Sports	Regional	at Syracuse	L, 10-21
Sept. 22, 2001	Sun Sports	Regional	at Tulane	W, 36-29
Sept. 29, 2001	Sun Sports	Regional	at #8 Virginia Tech	L, 14-46
Oct. 6, 2001	Sun Sports/CSS	Regional	UAB	W, 24-7
Oct. 27, 2001	Sun Sports	Regional	at Utah State	L, 27-30
Aug. 31, 2002	ESPN	National	at #24 Penn State	L, 24-27
Sept. 7, 2002	Sun Sports	Regional	at Arizona State	L, 13-46
Sept. 20, 2002	ESPN2	National	at Marshall	L, 21-26
Oct. 12, 2002	Sun Sports	Regional	at Western Michigan	W, 31-27
Oct. 19, 2002	Sun Sports	Regional	Toledo	L, 24-27
Nov. 2, 2002	ESPN Regional/Sun Sports	Regional	Syracuse	L, 35-38
Nov. 23, 2002	Sun Sports	Regional	at Miami (Ohio)	W, 48-31
Aug. 31, 2003	ESPN	National	at #9 Virginia Tech	L, 28-49
Sept. 20, 2003	ESPN Regional/Sun Sports	Regional	at Syracuse	L, 14-38
Sept. 27, 2003	Sun Sports	Regional	at Kent State	L, 16-36
Oct. 11, 2003	ESPN Regional/Sun Sports	Regional	at Ohio	L, 0-28
Nov. 1, 2003	Sun Sports	Regional	at West Virginia	L, 18-36
Nov. 8, 2003	Sun Sports	Regional	at Eastern Michigan	L, 13-19
Nov. 19, 2003	ESPN2	National	Marshall	L, 7-21
Sept. 4, 2004	ESPN	National	at Wisconsin	L, 6-34
Sept. 18, 2004	ESPN Regional/Sun Sports	Regional	at Penn State	L, 13-37
Oct. 30, 2004	ESPN Regional/Sun Sports	Regional	at Marshall	L, 3-20
Sept. 1, 2005	ESPN	National	at South Carolina	L, 15-24
Sept. 17, 2005	Fox Sports Net Florida	Regional	at USF	L, 14-31
Nov. 5, 2005	i Network	National	Houston	W, 31-29
Nov. 12, 2005	CBS College Sports	National	at UAB	W, 27-21
Dec. 3, 2005	ESPN	National	Tulsa (C-USA Championship Game)	L, 27-44
Dec. 24, 2005	ESPN	National	Nevada (Sheraton Hawaii Bowl)	L, 48-49 (OT)
Sept. 9, 2006	Sun Sports	Regional	at #7 Florida	L, 0-42
Sept. 16, 2006	CBS College Sports	National	USF	L, 17-24
Sept. 26, 2006	ESPN2	National	Southern Miss	L, 14-19
Oct. 4, 2006	ESPN2	National	at Marshall	W, 23-22
Oct. 13, 2006	ESPN	National	Pittsburgh	L, 7-52
Oct. 28, 2006	CBS College Sports	National	at Houston	L, 31-51
Nov. 4, 2006	CBS College Sports	National	East Carolina	L, 10-23
Nov. 11, 2006	CBS College Sports	National	at Memphis	W, 26-24
Nov. 25, 2006	CSS	Regional	UAB	W, 31-22
Sept. 1, 2007	ESPN360	Online	at NC State	W, 25-23
Sept. 15, 2007	ESPN2	National	#6 Texas	L, 32-35
Sept. 22, 2007	CSS	Regional	Memphis	W, 56-20
Oct. 6, 2007	CBS College Sports	National	at East Carolina	L, 38-52
Oct. 13, 2007	ESPNU	National	at #5 USF	L, 12-64
Oct. 28, 2007	ESPN	National	at Southern Miss	W, 34-17
Nov. 3, 2007	CSS	Regional	Marshall	W, 47-13
Nov. 10, 2007	CBS College Sports	National	at UAB	W, 45-31
Dec. 1, 2007	ESPN	National	Tulsa (C-USA Championship Game)	W, 44-25
Dec. 29, 2007	ESPN	National	Mississippi State (AutoZone Liberty Bowl)	L, 3-10
Sept. 6, 2008	ESPN2	National	#17 USF	L, 24-31 (OT)
Sept. 20, 2008	ESPNU	National	at Boston College	L, 7-34
Sept. 27, 2008	CBS College Sports	National	at UTEP	L, 13-58
Oct. 4, 2008	CBS College Sports	National	SMU	W, 31-17
Oct. 11, 2008	ESPNU	National	at Miami	L, 14-20
Oct. 26, 2008	ESPN	National	at #19 Tulsa	L, 19-49
Nov. 2, 2008	ESPN	National	East Carolina	L, 10-13 (OT)
Nov. 15, 2008	CSS	Regional	at Marshall	W, 30-14
Sept. 5, 2009	BHSN	Regional	Samford	W, 28-24



Date	Network	Coverage	Opponent	Result
Sept. 19, 2009	BHSN	Regional	Buffalo	W, 23-17
Sept. 26, 2009	BHSN	Regional	at East Carolina	L, 14-19
Oct. 3, 2009	BHSN	Regional	Memphis	W, 32-14
Oct. 17, 2009	CBS College Sports	National	#9 Miami	L, 7-27
Nov. 1, 2009	ESPN	National	Marshall	W, 21-20
Nov. 7, 2009	FOX Sports Net	National	at #2 Texas	L, 3-35
Nov. 14, 2009	CBS College Sports	National	#13 Houston	W, 37-32
Nov. 21, 2009	BHSN	Regional	Tulane	W, 49-0
Dec. 19, 2009	ESPN	National	Rutgers (St. Petersburg Bowl)	L, 24-45
Sept. 11, 2010	CBS College Sports	National	NC State	L, 21-28
Sept. 18, 2010	BHSN	Regional	at Buffalo	W, 24-10
Sept. 25, 2010	FOX Sports Net	Regional	at Kansas State	L, 13-17
Oct. 6, 2010	ESPN	National	UAB	W, 42-7
Oct. 13, 2010	ESPN	National	at Marshall	W, 35-14
Oct. 23, 2010	BHSN	Regional	Rice	W, 41-14
Oct. 30, 2010	BHSN	Regional	East Carolina	W, 49-35
Nov. 5, 2010	ESPN2	National	at Houston	W, 40-33
Nov. 13, 2010	CBS College Sports	National	Southern Miss	L, 21-31
Nov. 27, 2010	CSS/BHSN	Regional	at Memphis	W, 37-17
Dec. 4, 2010	ESPN2	National	SMU (C-USA Championship Game)	W, 17-7
Dec. 31, 2010	ESPN	National	Georgia (AutoZone Liberty Bowl)	W, 10-6
Sept. 3, 2011	BHSN	Regional	Charleston Southern	W, 62-0
Sept. 10, 2011	CBS Sports Network	National	Boston College	W, 30-3
Sept. 17, 2011	ESPN3	Online	at FIU	L, 10-17
Sept. 23, 2011	ESPN	National	at BYU	L, 17-24
Oct. 8, 2011	BHSN	Regional	Marshall	W, 16-6
Oct. 15, 2011	FOX Sports Net	National	at SMU	L, 17-38
Oct. 20, 2011	CSS/BHSN	Regional	at UAB	L, 24-26
Oct. 29, 2011	BHSN	Regional	Memphis	W, 41-0
Nov. 3, 2011	CBS Sports Network	National	Tulsa	L, 17-24
Nov. 12, 2011	CBS Sports Network	National	at #25/23 Southern Miss	L, 29-30
Nov. 19, 2011	FOX Sports Net	National	at East Carolina	L, 31-38
Nov. 25, 2011	CBS Sports Network	National	UTEP	W, 31-14
Aug. 30, 2012	ESPN3	Online	at Akron	W, 56-14
Sept. 8, 2012	ESPN2	National	at #14 Ohio State	L, 16-31
Sept. 15, 2012	CSS/BHSN	Regional	FIU	W, 33-20
Sept. 29, 2012	FOX Sports Net	National	Missouri	L, 16-21
Oct. 4, 2012	CBS Sports Network	National	East Carolina	W, 40-20
Oct. 13, 2012	CBS Sports Network	National	Southern Miss	W, 38-31 (OT)
Oct. 20, 2012	CSS/BHSN	Regional	at Memphis	W, 35-17
Oct. 27, 2012	CBS Sports Network	National	at Marshall	W, 54-17
Nov. 3, 2012	CBS Sports Network	National	SMU	W, 42-17
Nov. 10, 2012	FOX College Sports	National	at UTEP	W, 31-24
Nov. 17, 2012	FOX Sports Net	National	at Tulsa	L, 21-23
Nov. 24, 2012	FOX Sports Net	National	UAB	W, 49-24
Dec. 1, 2012	ESPN2	National	at Tulsa (C-USA Championship Game)	L, 27-33 (OT)
Dec. 21, 2012	ESPN	National	Ball State (Beef 'O' Brady's Bowl)	W, 38-17
Aug. 29, 2013	ESPN3	Online	Akron	W, 38-7
Sept. 6, 2013	CBS Sports Network	National	at FIU	W, 38-0
Sept. 14, 2013	Big Ten Network	National	at Penn State	W, 34-31
Sept. 28, 2013	ABC	National	#12/13 South Carolina	L, 25-28
Oct. 5, 2013	ESPN3	Online	at Memphis	W, 24-17
Oct. 18, 2013	ESPN	National	at #8/6 Louisville	W, 38-35
Oct. 26, 2013	ESPN Regional	Regional	UConn	W, 62-17
Nov. 9, 2013	ESPN2	National	Houston	W, 19-14
Nov. 16, 2013	ESPN Regional	Regional	at Temple	W, 39-36
Nov. 21, 2013	ESPN	National	Rutgers	W, 41-17
Nov. 29, 2013	ESPN	National	USF	W, 23-20
Dec. 7, 2013	ESPN	National	at SMU	W, 17-13
Jan. 1, 2014	ESPN	National	#6/5 Baylor (Tostitos Fiesta Bowl)	W, 52-42
Aug. 30, 2014	ESPN2	National	vs. Penn State (Dublin, Ireland)	L, 24-26
Sept. 13, 2014	SEC Network	National	at #20/22 Missouri	L, 10-38
Sept. 20, 2014	ESPN3	Online	Bethune-Cookman	W, 41-7
Oct. 2, 2014	ESPN	National	at Houston	W, 17-12
Oct. 9, 2014	ESPN	National	BYU	W, 31-24 (OT)
Oct. 18, 2014	ESPNU	National	Tulane	W, 20-13
Oct. 25, 2014	CBS Sports Network	National	Temple	W, 34-14
Nov. 1, 2014	CBS Sports Network	National	at UConn	L, 29-37
Nov. 14, 2014	ESPN2	National	Tulsa	W, 31-7
Nov. 22, 2014	ESPNNews	National	SMU	W, 53-7
Nov. 28, 2014	ESPN2	National	at USF	W, 16-0
Dec. 4, 2014	ESPN	National	at East Carolina	W, 32-30
Dec. 26, 2014	ESPN	National	vs. NC State (Bitcoin St. Petersburg Bowl)	L, 27-34
Sept. 3, 2015	CBS Sports Network	National	FIU	L, 14-15
Sept. 12, 2015	FOX Sports 1	National	at Stanford	L, 7-31
Sept. 19, 2015	ESPN3	Online	Furman	L, 15-16
Sept. 26, 2015	ESPNU	National	at South Carolina	L, 14-31
Oct. 3, 2015	ESPNNews	National	at Tulane	L, 31-45
Oct. 10, 2015	ESPNNews	National	UConn	L, 13-40



Date	Network	Coverage	Opponent	Result
Oct. 17, 2015	CBS Sports Network	National	at Temple	L, 14-30
Oct. 24, 2015	ESPNNews	National	#21/22 Houston	L, 10-59
Oct. 31, 2015	ESPNNews	National	at Cincinnati	L, 7-52
Nov. 7, 2015	ESPNNews	National	at Tulsa	L, 30-45
Nov. 19, 2015	ESPN	National	East Carolina	L, 7-44
Nov. 26, 2015	ESPN	National	USF	L, 3-44
Sept. 3, 2016	ESPN3	Online	South Carolina State	W, 38-0
Sept. 10, 2016	ABC	National	at Michigan	L, 14-51
Sept. 17, 2016	CBS Sports Network	National	Maryland	L, 24-30 (OT)
Sept. 24, 2016	beIn Sports	National	at FIU	W, 53-14
Oct. 1, 2016	CBS Sports Network	National	at East Carolina	W, 47-29
Oct. 15, 2016	ESPNU	National	Temple	L, 25-26
Oct. 22, 2016	ESPNNews	National	at UConn	W, 24-16
Oct. 29, 2016	ESPNU	National	at #24 Houston	L, 24-31
Nov. 5, 2016	ESPN3	Online	Tulane	W, 37-6
Nov. 12, 2016	ESPNU	National	Cincinnati	W, 24-3
Nov. 19, 2016	ESPNNews	National	Tulsa	L, 20-35
Nov. 26, 2016	CBS Sports Network	National	at USF	L, 31-48
Dec. 17, 2016	CBS Sports Network	National	vs. Arkansas State (AutoNation Cure Bowl)	L, 13-31
Aug. 31, 2017	CBS Sports Network	National	Florida International	W, 61-17
Sept. 23, 2017	Fox Sports 1	National	at Maryland	W, 38-10
Sept. 30, 2017	ESPN2	National	Memphis	W, 40-13
Oct. 7, 2017	ESPNU	National	at Cincinnati	W, 51-23
Oct. 14, 2017	CBS Sports Network	National	East Carolina	W, 63-21
Oct. 21, 2017	CBS Sports Network	National	at Navy	W, 31-21
Oct. 28, 2017	ESPN3	Online	Austin Peay	W, 73-33
Nov. 4, 2017	ESPN2	National	at SMU	W, 31-24
Nov. 11, 2017	ESPNU	National	UConn	W, 49-24
Nov. 18, 2017	ESPNU	National	at Temple	W, 45-19
Nov. 24, 2017	ABC	National	#22/19 USF	W, 49-42
Dec. 2, 2017	ABC	National	vs. #16/14 Memphis (AAC Championship Game)	W, 62-55 (OT)
Jan. 1, 2018	ESPN	National	vs. #7/8 Auburn (Chick-fil-A Peach Bowl)	W, 34-27
Aug. 30, 2018	ESPNU	National	at UConn	W, 56-17
Sept. 8, 2018	ESPN3	Online	South Carolina State	W, 38-0
Sept. 21, 2018	ESPN	National	Florida Atlantic	W, 56-36
Sept. 29, 2018	ESPNU	National	Pittsburgh	W, 45-14
Oct. 6, 2018	ESPNU	National	SMU	W, 48-20
Oct. 13, 2018	ABC/ESPN2	National	at Memphis	W, 31-30
Oct. 20, 2018	ESPN2	National	at ECU	W, 37-10
Nov. 1, 2018	ESPN	National	Temple	W, 52-40
Nov. 10, 2018	ESPN2	National	Navy	W, 35-24
Nov. 17, 2018	ESPN	National	#19 Cincinnati	W, 38-13
Nov. 23, 2018	ESPN	National	at South Florida	W, 38-10
Dec. 1, 2018	ABC	National	Memphis (AAC Championship Game)	W, 56-41
Jan. 1, 2019	ESPN	National	vs. #11 LSU (PlayStation Fiesta Bowl)	L, 40-32
Aug. 29, 2019	CBS Sports Network	National	Florida A&M	W, 62-0
Sept. 7, 2019	CBS Sports Network	National	at FAU	W, 48-14
Sept. 14, 2019	ESPN	National	Stanford	W, 45-27
Sept. 21, 2019	ABC/ESPN2	National	at Pittsburgh	L, 35-34
Sept. 28, 2019	ESPN2	National	UConn	W, 56-21
Oct. 4, 2019	ESPN	National	at Cincinnati	L, 27-24
Oct. 19, 2019	CBS Sports Network	National	ECU	W, 41-28
Oct. 26, 2019	ESPN2	National	at Temple	W, 63-21
Nov. 2, 2019	ESPN2	National	Houston	W, 44-29
Nov. 8, 2019	ESPN2	National	at Tulsa	L, 34-31
Nov. 23, 2019	CBS Sports Network	National	at Tulane	W, 34-31
Nov. 29, 2019	ESPN	National	South Florida	W, 34-7
Dec. 23, 2019	ESPN	National	vs. Marshall (Bad Boy Mowers Gasparilla Bowl)	W, 48-25
Sept. 19, 2020	ABC	National	at Georgia Tech	W, 49-21
Sept. 26, 2020	ABC/ESPN+	National/Online	at ECU	W, 51-28
Oct. 3, 2020	ESPN2	National	Tulsa	L, 34-26
Oct. 17, 2020	ABC	National	at Memphis	L, 50-49
Oct. 24, 2020	ESPN2	National	Tulane	W, 51-34
Oct. 31, 2020	ESPN+	Online	at Houston	W, 44-21
Nov. 14, 2020	ESPNU	National	Temple	W, 38-13
Nov. 21, 2020	ESPN	National	#7 Cincinnati	L, 36-33
Nov. 27, 2020	ESPN	National	at South Florida	W, 58-46
Dec. 22, 2020	ESPN	National	vs. #13 BYU (Roofclaim.com Boca Raton Bowl)	L, 49-23
Overall Record				125-101



On Sept. 29, 1979, Camping World Stadium, known back then to the Orlando community as the Tangerine Bowl, opened its doors for a hometown, start-up football program guided by Don Jonas. The Florida Citrus Bowl for much of the Knights' run, the crown jewel of the Orlando Centroplex was home for UCF until the 2007 season when the Bounce House - then Bright House Networks Stadium - was erected on the UCF campus.

Jonas was the first of seven men that led the Knights onto the field at the Citrus Bowl with George O'Leary being the last. The relationship witnessed more than 100 Knight victories and came to an end when the Black and Gold ran through the Citrus Bowl tunnel one last time on Nov. 25, 2006, against UAB.

The Citrus Bowl saw the Knights' football program rise through the division ranks of the NCAA, starting as a Division III member in 1979, to making the move to Division II in time for the 1982 season, then on to Football Championship Division status in 1990 before finally emerging at the top level as a Football Bowl Subdivision member in 1997.

The Knights were victorious in their inaugural game at the stadium, defeating Fort Benning 7-6 in front of 14,138 fans. Quarterback Mike Cullison's touchdown pass to Bobby Joe Plain on a fourth-and-goal was the first Knight score in the venue and proved to be the difference in the game. UCF fans would go on to set a Division III record as an average of 11,420 fans attended the Knights' four home games that season.

During UCF's 28-year stretch when it called the Citrus Bowl home, the stadium was the platform for some great UCF moments. The final home game vs. UAB in 2006 served as the final opportunity to add to that long, memorable list, and the Knights did not disappoint. Quarterback Kyle Israel found Mike Sims-Walker twice in the first quarter for a pair of touchdowns and the Black and Gold did not look back, defeating the Blazers 31-22. The crowd of 23,755 broke the 200,000 mark for the first time in school history, as the Knights saw a then-school record 220,980 fans flock through the gates in 2006.

UCF completed its tenure at the Florida Citrus Bowl with a 112-59-1 record. The Knights outscored their opponents 5,136-3,496 in 172 games with the 5,000th point coming on a Michael Torres extra point against Villanova Sept. 2, 2006.

BY THE NUMBERS

7

Record number of touchdown passes by a Knight. Darin Slack achieved the feat during a 52-14 trouncing of West Georgia in 1987.

8

Number of 300-yard passing games Daunte Culpepper had during his illustrious career with UCF. Also the jersey number worn by the first-round NFL draft pick, who had a total of 15 300-yard passing games during his career as a Knight.

11

Most consecutive home wins by UCF in the Citrus Bowl. The streak started on Nov. 2, 1996, with a 42-15 victory over Illinois State on Homecoming.

21

Largest margin overcome by the Knights in a victory. UCF fell behind 21-0 in the first quarter, but rallied for a 28-24 win over Illinois State on Oct. 20, 1984.

23

Tackles recorded by Bill Giovanetti in the 1979 season-finale against Morehouse. The total still stands as the all-time record for single-game tackles by a Knight.

50

Highest number of points scored in a half by the Knights. UCF went on to defeat Akron, 57-17, on Nov. 3, 2001.

55

Longest field goal by a Knight. Ed O'Brien drilled the booming kick to help UCF pull out a 39-37 victory over Bethune-Cookman on Sept. 7, 1985.

64

The greatest margin of victory for the Knights. UCF thumped Grand Valley State 67-3 on Halloween in 1987.

100

The Knights' 100th victory on their home field was a 28-17 win over Akron on Homecoming, Oct. 26, 2002.



2021 UCF FOOTBALL

**team records****Single Game****Most Rushing Attempts**

UCF	64	Gardner-Webb, 9/5/92
Both Teams ..	64	Bethune-Cookman, 11/4/95
Opponent	115	Navy, 11/10/18
Opponent	79	VMI, 9/25/82

Most Net Yards Rushing

UCF	461	Gardner-Webb, 9/5/92
Both Teams ..	674	Navy, 11/10/18
Opponent	495	Carson-Newman, 11/6/82

Highest Average Per Rush

UCF	8.3	Samford, 11/15/86
Opponent	8.9	Memphis, 12/1/18

Most Touchdowns Rushing

UCF	8	Charleston Southern, 9/3/11
Both Teams ..	10	VMI, 9/25/82
Opponent	10	Memphis, 12/1/18
Opponent	10	VMI, 9/25/82

Single Season**Most Rushing Attempts**

UCF	670	2007
Opponent	576	2016

Most Rushing Yards

UCF	3,448	2018
Opponent	2,890	2018

Most Rushing Yards Per Game

UCF	265.2	2018
Opponent	231.3	1985

Most Rushing Touchdowns

UCF	43	2018
Opponent	30	1984, '85

Highest Average Yards Per Rush

UCF	5.8	2018
Opponent	4.9	1988, '05

Fewest Rushing Attempts

UCF	283	1979
Opponent	347	2011

Fewest Rushing Yards

UCF	334	1982
Opponent	1,076	2009

Fewest Rushing Yards Per Game

UCF	33.4	1982
Opponent	82.8	2009

Fewest Rushing Touchdowns

UCF	4	2015
Opponent	9	1981, '89, '10, '11

Lowest Average Yards Per Rush

UCF	1.2	1982
Opponent	2.6	2009

individual records**RUSHING ATTEMPTS****Game**

1. Kevin Smith	46	11/24/07
2. Kevin Smith	43	10/28/07
3. Brynn Harvey	42	10/3/09
4. Kevin Smith	41	11/10/07
5. Marquette Smith	39	11/4/95
Kevin Smith	39	12/1/07
7. Marquette Smith	35	10/7/95
Kevin Smith	35	9/1/07
Kevin Smith	35	12/29/07
Brynn Harvey	35	11/14/09

Season

1. Kevin Smith	*450	2007
2. Marquette Smith	274	1995
3. Brynn Harvey	261	2009
4. Kevin Smith	249	2005
5. Willie English	236	1991
6. Alex Haynes	215	2004
7. Storm Johnson	213	2013
8. Kevin Smith	206	2006
9. Alex Haynes	204	2002
10. Latavius Murray	198	2012

* NCAA FBS Record

Career

1. Kevin Smith	905	2005-07
2. Alex Haynes	742	2001-04
3. Willie English	606	1989-91, '93
4. Brynn Harvey	571	2008-12
5. Elgin Davis	485	1983-86
6. Marquette Smith	468	1994-95
7. Daunte Culpepper	456	1995-98
8. Latavius Murray	453	2008, '10-12
9. Mark Giacone	452	1987, '89-90
10. Adrian Killins Jr.	406	2016-19
Greg McCrae	406	2017-20

RUSHING YARDS BY A QUARTERBACK**Game**

1. Vic Penn	122	11/13/99
2. Darriel Mack Jr.	120	10/20/18
3. McKenzie Milton	116	1/1/18
4. Jeff Godfrey	105	11/5/10
5. Jeff Godfrey	99	9/25/10
6. Jeff Godfrey	97	10/29/11
7. Daunte Culpepper	95	11/1/97
8. McKenzie Milton	94	9/23/17
9. Blake Bortles	93	1/1/14

Season

1. McKenzie Milton	613	2017
2. Jeff Godfrey	566	2010
3. Daunte Culpepper	463	1998

Career

1. McKenzie Milton	1,078	2016-18
2. Daunte Culpepper	1,020	1995-98
3. Jeff Godfrey	971	2010-11

RUSHING YARDS**Game**

1. Kevin Smith	320	11/10/07
2. Kevin Smith	284	12/1/07
3. Willie English	242	10/5/91
4. Latavius Murray	233	1/25/11
5. Marquette Smith	225	10/28/95
6. Kevin Smith	223	9/29/07
7. Brynn Harvey	219	0/3/09
Kevin Smith	219	11/24/07
9. Kevin Smith	217	9/1/07
10. Greg McCrae	206	12/1/18

Season

1. Kevin Smith	*2,567	2007
2. Marquette Smith	1,511	1995
3. Willie English	1,338	1991
4. Greg McCrae	1,182	2018
5. Kevin Smith	1,178	2005
6. Gerod Davis	1,154	1992
7. Storm Johnson	1,139	2013
8. Brynn Harvey	1,109	2009
9. Latavius Murray	1,106	2012
10. Marquette Smith	1,058	1994

* Third-highest in FBS history

Career

1. Kevin Smith	4,679	2005-07
2. Alex Haynes	3,359	2001-04
3. Willie English	3,131	1989-93
4. Greg McCrae	2,620	2017-20
5. Marquette Smith	2,569	1994-95
6. Adrian Killins Jr.	2,459	2016-19
7. Brynn Harvey	2,451	2008-12
8. Latavius Murray	2,424	2008-12
9. Otis Anderson	2,182	2017-20
10. Elgin Davis	2,170	1983-86

LONGEST RUN FROM SCRIMMAGE

1. Adrian Killins Jr.	96 (TD)	9/30/17
2. Kevin Smith	87 (TD)	11/3/07
Adrian Killins Jr.	87 (TD)	9/10/16
4. Latavius Murray	83 (TD)	10/20/12
5. Kevin Smith	80 (TD)	9/1/07
Kevin Smith	80 (TD)	11/17/07
7. Elgin Davis	79 (TD)	11/15/86
Adrian Killins Jr.	79 (TD)	10/21/17
9. Kevin Smith	78 (TD)	12/24/05
10. Daunte Culpepper	75 (TD)	10/4/97
Latavius Murray	75 (TD)	10/27/12
Adrian Killins Jr.	75 (TD)	9/28/19

LONGEST RUN FROM SCRIMMAGE BY A QB

1. Daunte Culpepper	75 (TD)	10/4/97
2. Darriel Mack Jr.	70 (TD)	8/30/18
3. McKenzie Milton	63 (TD)	10/15/16
4. Vic Penn	61	11/13/99

AVERAGE YARDS PER CARRY**Game (minimum 10 carries)**

1. Latavius Murray	13.27 (11/146)	11/20/10
2. Otis Anderson	12.06 (17/205)	10/26/19
3. Greg McCrae	11.75 (16/188)	11/1/18
4. Greg McCrae	11.31 (16/181)	11/23/18
5. Latavius Murray	11.10 (21/233)	11/25/11
6. Vic Penn	11.09 (11/122)	11/13/99
7. Otis Anderson	10.63 (16/170)	10/31/20
8. Richard Blake	10.50 (18/189)	9/5/92
9. Adrian Killins Jr.	10.36 (14/145)	11/4/17
10. Willie English	10.31 (13/134)	11/17/90

Season (minimum 100 attempts)

1. Greg McCrae	8.89 (133/1,182)	2018
2. Adrian Killins Jr.	6.48 (122/790)	2017
3. Gerod Davis	6.44 (183/1,179)	1992
4. Otis Anderson	6.42 (113/726)	2019
5. Aaron Sam	6.00 (108/648)	1986
6. Latavius Murray	5.74 (111/637)	2010
7. Kevin Smith	5.70 (450/2,567)	2007
8. Willie English	5.67 (236/1,338)	1991
9. Latavius Murray	5.59 (198/1,106)	2012
10. Jason Peters	5.57 (105/585)	2005

**Career (minimum 2 years, 200 attempts)**

1. Greg McCrae.....	6.45 (406/2,620)...	2017-20
2. Otis Anderson.....	6.10 (358/2,182)...	2017-20
3. Adrian Killins Jr.	6.06 (406/2,459)...	2016-19
4. Marquette Smith.....	5.49 (468/2,569)...	1994-95
5. Gerod Davis.....	5.46 (396/2,164)...	1992-95
6. Latavius Murray.....	5.35 (453/2,424)...	2008-12
7. Edward Mack.....	5.35 (205/1,096)...	1996-00
8. Aaron Sam.....	5.28 (317/1,675)...	1983-86
9. Willie English.....	5.17 (606/3,131)...	1989-93
10. Kevin Smith.....	5.17 (905/4,679)...	2005-07

RUSHING TOUCHDOWNS**Game**

1. Alex Haynes.....	4.....	9/22/01
Kevin Smith.....	4.....	11/10/07
Kevin Smith.....	4.....	12/1/07
Darriel Mack Jr.	4.....	12/1/18
5. Aaron Sam.....	3.....	11/15/86
Mark Giacone.....	3.....	10/31/87
Willie English.....	3.....	11/17/90
Willie English.....	3.....	10/05/91
Gerod Davis.....	3.....	10/17/92
Marquette Smith.....	3.....	10/28/95
Mike Grant.....	3.....	9/20/97
Mike Grant.....	3.....	10/11/97
Daunte Culpepper... 3.....	10/12/98	
Terrance Williams... 3.....	10/13/01	
Alex Haynes.....	3.....	11/3/01
Kevin Smith.....	3.....	12/24/05
Kevin Smith.....	3.....	10/28/06
Kevin Smith.....	3.....	9/22/07
Kevin Smith.....	3.....	9/29/07
Kevin Smith.....	3.....	10/20/07
Brynn Harvey.....	3.....	11/14/09
Brynn Harvey.....	3.....	11/21/09
Ronnie Weaver.....	3.....	10/23/10
Latavius Murray.....	3.....	10/30/10
Jeff Godfrey.....	3.....	9/3/11
Latavius Murray.....	3.....	10/27/12
Quincy McDuffie.... 3.....	11/24/12	
Storm Johnson.....	3.....	9/6/13
Storm Johnson.....	3.....	1/1/14
Dontravious Wilson 3.....	9/24/16	
McKenzie Milton... 3.....	9/21/18	
Greg McCrae.....	3.....	11/23/18

Season

1. Kevin Smith.....	29.....	2007
2. Latavius Murray.....	15.....	2012
3. Marquette Smith....	14.....	1995
Brynn Harvey.....	14.....	2009
Storm Johnson.....	14.....	2013
6. Willie English.....	13.....	1991
7. Mike Grant.....	12.....	1997
8. Daunte Culpepper. 12.....	1998	
9. Willie English.....	11.....	1990
Latavius Murray.....	11.....	2010
Ronnie Weaver.....	11.....	2010

Career

1. Kevin Smith.....	45.....	2005-07
2. Willie English.....	38.....	1989-93
3. Latavius Murray.....	37.....	2008-12
4. Greg McCrae.....	29.....	2017-20
5. Alex Haynes.....	27.....	2001-04
6. Adrian Killins Jr.	25.....	2016-19
7. Daunte Culpepper. 24.....	1995-98	
8. Mark Giacone.....	22.....	1987-90
9. Mike Grant.....	20.....	1995-98
Brynn Harvey.....	20.....	2008-12
McKenzie Milton... 20.....	2016-18	

RUSHING TOUCHDOWNS BY A QB**Game**

1. Darriel Mack Jr.	4.....	12/1/18
2. Daunte Culpepper. 3.....	10/12/98	
Jeff Godfrey.....	3.....	9/3/11
McKenzie Milton... 3.....	9/21/18	

Season

1. Daunte Culpepper. 12.....	1998
2. Jeff Godfrey..... 10.....	2010

Career

1. Daunte Culpepper. 24.....	1995-98
2. McKenzie Milton... 20.....	2016-18
3. Jeff Godfrey..... 19.....	2010-11*

* Switched to WR in 2012

MISCELLANEOUS RUSHING RECORDS

When one player rushes for 300 yards

UCF is 1-0

When one player rushes for 200 yards

UCF is 12-1

When one player rushes for 150 yards

UCF is 41-4

When two players rush for 150 yards

UCF is 1-0

When one player rushes for 100 yards

UCF is 105-34

When two players rush for 100 yards

UCF is 7-0

100-Yard Rushing Tandems

Players.....	Yards ...	Att.....	Date
Elgin Davis.....	118.....	3.....	11/15/86
Aaron Sam.....	117.....	13.....	11/15/86

Willie English.....	134.....	13.....	11/17/90
Mark Giacone.....	122.....	21.....	11/17/90

Richard Blake.....	189.....	18.....	9/5/92
Gerod Davis.....	151.....	18.....	9/5/92

Kevin Smith.....	113.....	18.....	10/21/05
Jason Peters.....	110.....	9.....	10/21/05

Kevin Smith.....	166.....	26.....	10/4/06
Jason Peters.....	108.....	13.....	10/4/06

Otis Anderson.....	170.....	16.....	10/31/20
Greg McCrae.....	107.....	16.....	10/31/20

Greg McCrae.....	130.....	25.....	11/27/20
Bentavious Thompson.110.....	16.....	11/27/20	

100-YARD RUSHING GAMES**Season**

1. Kevin Smith.....	*13.....	2007
2. Willie English.....	9.....	1991
Marquette Smith....	9.....	1995
4. Gerod Davis.....	7.....	1992
5. Mark Giacone.....	6.....	1990
6. Alex Haynes.....	5.....	2004
Kevin Smith.....	5.....	2005
Brynn Harvey.....	5.....	2009
Latavius Murray.....	5.....	2012
10. Storm Johnson.....	5.....	2013

* NCAA FBS single-season record

Career

1. Kevin Smith.....	22.....	2005-07
2. Willie English.....	15.....	1989-93
Alex Haynes.....	15.....	2001-04
4. Marquette Smith....	13.....	1994-95
5. Greg McCrae.....	8.....	2017-20
Mark Giacone.....	8.....	1987-90
Latavius Murray.....	8.....	2008-12
8. Elgin Davis.....	7.....	1983-86
Gerod Davis.....	7.....	1992-95
Brynn Harvey.....	7.....	2008-11

CONSECUTIVE 100-YARD RUSHING GAMES

1. Kevin Smith.....	8.....	2007
2. Kevin Smith.....	5.....	2007
3. Marquette Smith....	4.....	1994-95
4. Latavius Murray.....	4.....	2012
5. Willie English.....	3.....	1991
Gerod Davis.....	3.....	1992
Gerod Davis.....	3.....	1992
Willie English.....	3.....	1993
Marquette Smith....	3.....	1995
Alex Haynes.....	3.....	2002
Alex Haynes.....	3.....	2004
Brynn Harvey.....	3.....	2009

200-YARD RUSHING GAMES**Season**

1. Kevin Smith.....	5.....	2007
2. Marquette Smith....	2.....	1995
3. Willie English.....	1.....	1991
Kevin Smith.....	1.....	2005
Brynn Harvey.....	1.....	2009
Latavius Murray.....	1.....	2011
Greg McCrae.....	1.....	2018
Otis Anderson.....	1.....	2019

Career

1. Kevin Smith.....	6.....	2005-07
2. Marquette Smith....	2.....	1994-95
3. Willie English.....	1.....	1989-93
Brynn Harvey.....	1.....	2008-11
Latavius Murray.....	1.....	2008-11
Greg McCrae.....	1.....	2017-18
Otis Anderson.....	1.....	2017-19

300-YARD RUSHING GAMES**Season**

1. Kevin Smith.....	1.....	2007
---------------------	--------	------

Career

1. Kevin Smith.....	1.....	2005-07
---------------------	--------	---------

OPPONENT SINGLE GAME**RUSHING RECORDS****Most Rushing Attempts**

43.....	Anthony Sherrell, Eastern Michigan	11/8/03
---------	------------------------------------	---------

Most Rushing Yards

255.....	Mike Clark, Akron	9/27/86
----------	-------------------	---------

Average Gain Per Carry (minimum 10 carries)

13.1.....	Darrell Henderson	12/1/18
-----------	-------------------	---------

Most Rushing Touchdowns

5.....	Lee Suggs, Virginia Tech..	11/11/00
--------	----------------------------	----------

Longest Run From Scrimmage

88.....	Robbie Gardner, Furman (TD)	11/10/84
---------	-----------------------------	----------



Player	Yards	Att	Opponent	Date
Kevin Smith	320	41	UAB	11/10/07
Kevin Smith	284	39	Tulsa	12/1/07
Willie English	242	25	Arkansas State	10/5/91
Lataavius Murray	233	21	UTEP	11/25/11
Marquette Smith	225	33	Louisiana-Monroe	10/28/95
Kevin Smith	223	33	Louisiana	9/29/07
Kevin Smith	219	46	UTEP	11/24/07
Brynn Harvey	219	42	Memphis	10/3/09
Kevin Smith	217	35	NC State	9/1/07
Greg McCrae	206	24	Memphis	12/1/18
Otis Anderson	205	17	Temple	10/26/19
Marquette Smith	203	39	Bethune-Cookman	11/1/95
Kevin Smith	202	29	Nevada	12/24/05
Lataavius Murray	192	23	Memphis	10/20/12
Richard Blake	189	18	Gardner-Webb	9/5/92
Kevin Smith	188	29	Marshall	11/3/07
Greg McCrae	188	16	Temple	11/1/18
Willie English	182	21	Samford	10/9/93
Marquette Smith	181	35	Samford	10/7/95
Greg McCrae	181	16	South Florida	11/23/18
Ronnie Weaver	180	30	East Carolina	10/30/10
Brynn Harvey	180	30	Marshall	10/8/11
Mark Giacone	177	22	West Georgia	10/17/87
Kevin Smith	177	20	SMU	11/17/07
Marquette Smith	175	18	Maine	11/18/95
Kevin Smith	175	43	Southern Miss.	10/28/07
Gerod Davis	170	23	James Madison	11/14/92
Kevin Smith	170	33	Tulsa	10/20/07
Otis Anderson	170	16	Houston	10/31/20
Gerod Davis	167	25	Liberty	10/31/92
Kevin Smith	166	26	Marshall	10/4/06
Marquette Smith	165	27	Illinois State	10/1/94
Alex Haynes	165	30	Buffalo	10/4/03
Kevin Smith	164	31	Memphis	10/8/05
Kevin Smith	163	31	Houston	10/28/06
Mike Huff	162	28	Yale	10/2/93
Greg McCrae	162	25	Tulane	10/24/20
Alex Haynes	156	26	Miami (Ohio)	11/23/02
Lataavius Murray	156	16	Marshall	10/27/12
Marquette Smith	155	25	Eastern Kentucky	8/31/95
Kevin Smith	155	24	Rice	10/21/06
Lataavius Murray	155	23	SMU	11/3/12
Gerod Davis	151	18	Gardner-Webb	9/5/92
Alex Haynes	151	27	Ohio	11/30/02
Marquette Smith	150	19	Louisiana-Monroe	10/15/94
Brynn Harvey	150	33	Marshall	11/15/08
Ronnie Weaver	150	30	Marshall	10/13/10
Elgin Davis	149	31	Austin Peay	10/29/83
Alex Haynes	149	23	Kent State	11/26/02
Kevin Smith	149	27	Texas	9/15/07
Alex Haynes	148	25	Tulane	9/22/01
Kevin Smith	147	29	East Carolina	10/06/07
Lataavius Murray	146	11	Tulane	11/20/10
Adrian Killins Jr.	145	14	SMU	11/4/17
Willie English	142	23	Valdosta State	9/14/91
Marquette Smith	142	28	Troy	11/11/95
Mark Giacone	141	17	Slippery Rock	10/10/90
William Stanback	141	28	UConn	11/1/14
Alex Haynes	140	30	Ball State	11/13/04
Brynn Harvey	139	35	Houston	11/14/09
Willie English	137	20	Louisiana Tech.	11/20/93
Alex Haynes	137	34	West Virginia	9/11/04
Vincent Lewis	136	15	Hamden-Sydney	11/7/81
Elgin Davis	134	18	Georgia Southern	9/10/83
Willie English	134	13	Texas Southern	11/17/90
Gerod Davis	133	17	Buffalo	11/7/92
Alex Haynes	131	26	Marshall	9/20/02
Alex Haynes	131	23	Buffalo	10/2/04
Dwight Collins	130	14	Kent State	10/4/97
Brynn Harvey	130	24	UAB	11/28/09
Ronnie Weaver	130	22	Kansas State	9/25/10
Greg McCrae	130	25	South Florida	11/27/20
Mark Giacone	129	26	Liberty	10/25/89
Gil Barnes	129	27	New Haven	10/8/88
Willie English	129	28	Western Illinois	10/16/93
Kevin Smith	129	30	Southern Miss.	9/26/06
Brynn Harvey	129	16	Tulane	11/21/09
Marquette Smith	128	27	Carson-Newman	9/9/95
Gil Barnes	127	22	Southern Connecticut	10/15/88

Player	Yards	Att	Opponent	Date
Storm Johnson	127	28	Houston	11/9/13
John Muldoon	126	9	Savannah State	10/10/81
Marquette Smith	126	28	Liberty	10/14/95
Kevin Smith	124	22	Memphis	9/22/07
Storm Johnson	124	20	Baylor	1/1/14
Elgin Davis	123	18	Southeastern Louisiana	9/17/83
Ronnie Weaver	123	25	SMU	10/4/08
C.J. Jones	123	18	Cincinnati	10/31/15
Mark Giacone	122	21	Texas Southern	11/17/90
Willie English	122	19	Troy	8/31/91
Vic Penn	122	11	Middle Tennessee	11/13/99
Storm Johnson	122	14	Temple	11/16/13
Adrian Killins Jr.	122	15	Navy	10/21/17
Marquette Smith	121	22	Florida State	9/23/95
Willie English	120	21	Georgia Southern	10/26/91
Gerod Davis	120	22	Bethune-Cookman	9/12/92
Gerod Davis	120	21	Samford	11/21/92
Darriel Mack Jr.	120	22	ECU	10/20/18
Marquette Smith	119	21	Maine	9/3/94
Alex Haynes	119	21	Utah State	10/27/01
Kevin Smith	119	35	Mississippi State	12/29/07
Elgin Davis	118	3	Samford	11/15/86
Marquette Smith	118	17	Buffalo	11/19/94
Aaron Sam	117	13	Samford	11/15/86
Willie English	117	13	Millersville	11/16/91
Lataavius Murray	117	23	UTEP	11/10/12
Storm Johnson	117	17	Penn State	9/14/13
McKenzie Milton	116	13	Auburn	1/1/18
Gil Barnes	115	15	Valdosta State	9/9/89
Adrian Killins Jr.	115	9	Memphis	9/30/17
Adrian Killins Jr.	115	14	South Florida	11/29/19
Aaron Sam	114	12	Samford	11/30/85
Willie English	114	19	East Carolina	9/21/91
Kevin Smith	113	18	Tulane	10/21/05
Jason Peters	113	14	East Carolina	10/29/05
Otis Anderson	113	15	Memphis	12/2/17
Adrian Killins Jr.	113	20	SMU	10/6/18
Alex Haynes	112	14	Akron	11/3/01
Ronnie Weaver	112	12	Southern Miss.	11/13/10
Micah Reed	112	26	SMU	11/22/14
Brynn Harvey	111	31	Samford	9/5/09
Mark Giacone	110	14	Samford	10/6/90
Mark Giacone	110	18	Georgia Southern	10/20/90
Mark Giacone	110	18	Southern Illinois	10/27/90
Kevin Smith	110	25	Louisiana	10/1/05
Jason Peters	110	9	Tulane	10/21/05
Bentavious Thompson	110	16	South Florida	11/27/20
John Muldoon	109	22	Missaps.	9/26/81
Willie English	109	23	Samford	10/12/91
Willie English	109	20	Buffalo	11/13/93
Alex Haynes	109	26	Ohio	11/6/04
Storm Johnson	109	18	Louisville	10/18/13
Willie English	108	20	Bethune-Cookman	10/23/93
Edward Mack	108	17	Nicholls State	10/16/99
Kevin Smith	108	15	Tulsa	12/3/05
Jason Peters	108	13	Marshall	10/4/06
Lataavius Murray	108	13	Akron	8/30/12
Elgin Davis	107	24	Western Kentucky	9/22/84
Elgin Davis	107	20	Bethune-Cookman	9/6/86
Gerod Davis	107	19	Troy	9/19/92
Alex Haynes	107	20	Syracuse	9/8/01
Terrance Williams	107	13	Liberty	10/13/01
Jonathan Davis	107	20	South Dakota	9/4/10
Ronnie Weaver	107	8	Charleston Southern	9/3/11
Greg McCrae	107	16	Houston	10/31/20
Willie English	106	31	Liberty	11/9/91
Adrian Killins Jr.	106	14	Florida A&M	8/29/19
Jeff Godfrey	105	20	Houston	11/5/10
Mark Giacone	104	16	Memphis	9/22/90
William Stanback	104	15	Bethune-Cookman	9/20/14
Alex Haynes	102	27	Eastern Michigan	11/8/03
Mike Stapp	101	17	St. Leo	9/22/79
Elgin Davis	101	17	VMI	11/1/86
Mike Grant	101	22	Toledo	10/3/98
Alex Haynes	101	19	Kent State	11/23/04
William Stanback	101	24	East Carolina	12/4/14
Greg McCrae	101	17	Navy	11/10/18
Willie English	100	20	Bethune-Cookman	9/28/91



team records

Single Game

Most Passes Attempted

UCF	63.	Western Kentucky, 10/12/85
Both Teams ..	112.	Louisiana Tech, 10/23/99
Opponent	70.	East Carolina, 10/1/16

Most Passes Completed

UCF	37	Troy, 9/16/89
.....	37	Florida Atlantic, 9/13/03
Both Teams ..	74	Louisiana Tech, 10/23/99
Opponent	47	Louisiana Tech, 10/23/99

Highest Completion Pct. (min. 15 att.)

UCF903	Austin Peay (28/31), 10/28/17
Opponent844	Cincinnati (27/32), 10/31/15

Most Net Passing Yards

UCF	601	Memphis, 10/27/20
Both Teams ..	1,087	Memphis, 10/27/20
Opponent	597	Louisiana Tech, 10/23/99

Highest Passing Yards Per Completion (min. 10 completions)

UCF	24.5	Maine (10/245), 9/3/94
Opponent	26.5	W&M (12/318), 8/29/96

Highest Passing Yards Per Attempt (min. 15 attempts)

UCF	19.7	Cincinnati (19/374), 10/7/17
Opponent	15.5	WKU (23/357), 9/24/94

Most Touchdowns Passing

UCF	7	West Georgia, 10/17/87
Both Teams ..	11	Memphis, 10/17/20
Opponent	6	Stephen F. Austin, 10/26/85
.....	6	Kent State, 10/4/97
.....	6	Cincinnati, 10/31/15
.....	6	Memphis, 10/17/20

Most Interceptions Thrown

UCF	6.	4 times, last Nich. St., 10/17/92
Both	8	3 times, last Yale, 10/2/93
Opponent	5	5 times, last B-CU, 9/12/92

Single Season

Most Pass Attempts

UCF	472	1999
Opponent	480	2012

Most Pass Attempts Per Game

UCF	42.9	1999
Opponent	36.8	2013

Fewest Pass Attempts

UCF	253	1981
Opponent	217	1982

Fewest Pass Attempts Per Game

UCF	21.1	2010
Opponent	21.7	1982

Most Pass Completions

UCF	302	1998
Opponent	288	2012

Most Pass Completions Per Game

UCF	27.5	1998
Opponent	21.6	2009

Fewest Pass Completions

UCF	99	1981
Opponent	100	1989

Fewest Pass Completions Per Game

UCF	9.9	1981
Opponent	10	1989

Highest Completion Pct.

UCF735	1998
Opponent654	2003, '15

Lowest Completion Pct.

UCF391	1981
Opponent411	1980

Most Passing Yards

UCF	4,313	2017
Opponent	3,481	2009

Most Passing Yards Per Game

UCF	357.4	2020
Opponent	299.2	2020

Fewest Passing Yards

UCF	1,313	1981
Opponent	1,125	1989

Fewest Passing Yards Per Game

UCF	116.2	2008
Opponent	109.4	1980

Highest Avg. Per Attempt

UCF	10.2	2017
Opponent	8.9	2015

Lowest Avg. Per Attempt

UCF	4.5	2008
Opponent	4.7	1987

Highest Avg. Per Completion

UCF	15.7	1992
Opponent	15.7	1982

Lowest Avg. Per Completion

UCF	10.6	2008, '15
Opponent	10.4	2014

Most Interceptions Thrown

UCF	25	1982
Opponent	20	1981, '92

Fewest Interceptions Thrown

UCF	4	2020
Opponent	4	2015

individual records

PASS ATTEMPTS

Game

1.	Darin Slack	57	10/3/87
2.	Vic Penn	55	9/11/99
3.	Justin Holman	53	12/26/14
4.	Daunte Culpepper	52	10/25/97
	Vic Penn	52	11/6/99
	Ryan Schneider	52	9/13/03
7.	Dillon Gabriel	51	10/3/20
	McKenzie Milton	51	11/19/16
	Shane Willis	51	10/8/88
	Justin Holman	51	10/9/14

Season

1.	Vic Penn	455	1999
2.	Ryan Schneider	430	2002
3.	Darin Slack	420	1987
4.	Dillon Gabriel	413	2020
5.	Daunte Culpepper	402	1998
6.	Blake Bortles	399	2012
7.	Shane Willis	398	1988
	Dillon Gabriel	398	2019
9.	McKenzie Milton	395	2017
10.	Justin Holman	392	2014

Career

1.	Daunte Culpepper	1,391	1995-98
2.	Ryan Schneider	1,354	2000-03
3.	Darin Hinshaw	1,112	1991-94
4.	McKenzie Milton	1,020	2016-18
5.	Darin Slack	974	1984-87
6.	Blake Bortles	891	2011-13
7.	Steven Moffett	860	2003-06
8.	Dillon Gabriel	811	2019-20
9.	Dana Thyhsen	775	1982-84
10.	Justin Holman	739	2013-16

PASS COMPLETIONS

Game

1.	Ryan Schneider	37	9/13/03
2.	Daunte Culpepper	36	10/4/98
3.	Dillon Gabriel	35	10/17/20
	Shane Willis	35	10/8/88
5.	Vic Penn	34	9/11/99
6.	Dillon Gabriel	32	9/26/20
	Darin Slack	32	10/17/87
8.	Ryan Schneider	32	8/31/02
9.	Darin Slack	31	11/7/87
	Daunte Culpepper	31	10/31/98
	Ryan Schneider	31	10/12/02

Season

1.	Daunte Culpepper	296	1998
2.	Ryan Schneider	265	2002
	McKenzie Milton	265	2017
4.	Vic Penn	262	1999
5.	Blake Bortles	259	2013
6.	Blake Bortles	251	2012
7.	Dillon Gabriel	248	2020
8.	Shane Willis	239	1988
9.	Daunte Culpepper	238	1997
10.	Dillon Gabriel	236	2019

Career

1.	Daunte Culpepper	889	1995-98
2.	Ryan Schneider	840	2000-03
3.	Darin Hinshaw	614	1991-94
4.	McKenzie Milton	630	2016-18
5.	Blake Bortles	585	2011-13
6.	Steven Moffett	510	2003-06
7.	Dillon Gabriel	484	2019-20
8.	Darin Slack	459	1984-87
9.	Justin Holman	395	2013-16
10.	Dana Thyhsen	380	1982-84

PASSING YARDAGE

Game

1.	Dillon Gabriel	601	10/17/20
2.	Ryan Schneider	497	9/13/03
3.	McKenzie Milton	494	12/2/17
4.	Ryan Schneider	440	11/2/02
5.	Daunte Culpepper	438	10/24/98
6.	Darin Hinshaw	437	9/11/93
7.	Dillon Gabriel	422	10/24/20
8.	Daunte Culpepper	421	11/9/96
9.	Dillon Gabriel	417	9/19/20
	Darin Slack	417	10/17/87

Season

1.	McKenzie Milton	4,037	2017
2.	Ryan Schneider	3,770	2002
3.	Daunte Culpepper	3,690	1998
4.	Dillon Gabriel	3,653	2019
5.	Blake Bortles	3,581	2013
6.	Dillon Gabriel	3,570	2020
7.	Daunte Culpepper	3,086	1997
8.	Vic Penn	3,078	1999
9.	Blake Bortles	3,059	2012
10.	Darin Slack	3,054	1987



Career

1. Daunte Culpepper	11,412	1995-98
2. Ryan Schneider	10,976	2000-03
3. Darin Hinshaw	9,000	1991-94
4. McKenzie Milton	8,683	2016-18
5. Blake Bortles	7,598	2011-13
6. Dillon Gabriel	7,223	2019-20
7. Steven Moffett	6,302	1984-87
8. Steven Moffett	6,199	2003-06
9. Dana Thyhsen	4,982	1982-84
10. Justin Holman	4,916	2013-16
11. Shane Willis	4,106	1987-89

PASSING YARDAGE BY A FRESHMAN QB

Season

1. (True) Dillon Gabriel	3,653/236..	2019
2. (RS) Ryan Schneider	2,334/177..	2000
3. (True) Jeff Godfrey	2,159/159..	2010
4. (True) Daunte Culpepper	2,071/168..	1995

PASS EFFICIENCY

Game

1. McKenzie Milton	336.40	10/7/17
2. Dillon Gabriel	278.15	9/28/19
3. McKenzie Milton	273.52	8/31/17
4. Daunte Culpepper	245.98	10/7/95
5. Jeff Godfrey	245.69	11/27/10
6. Jeff Godfrey	243.66	11/5/10
7. Darin Hinshaw	242.07	11/6/93
8. Daunte Culpepper	241.76	10/24/98
9. Blake Bortles	238.43	10/26/13
10. Ryan Schneider	237.95	11/24/01

Season

1. McKenzie Milton	179.29	2017
2. Daunte Culpepper	170.24	1998
3. Blake Bortles	163.43	2013
4. McKenzie Milton	160.97	2018
5. Dillon Gabriel	156.92	2019
6. Dillon Gabriel	156.29	2020
7. Jeff Godfrey	154.31	2010
8. Blake Bortles	153.88	2011
9. Ron Johnson	147.93	1990
10. Ryan Schneider	146.98	2000

Career (minimum two seasons)

1. Dillon Gabriel	156.60	2019-20
2. Blake Bortles	153.76	2011-13
3. McKenzie Milton	152.25	2016-18
4. Jeff Godfrey	148.31	2010-13
5. Daunte Culpepper	146.72	1995-98
6. Ryan Schneider	145.39	2000-03
7. Darin Hinshaw	138.18	1991-94
8. Steven Moffett	133.68	2003-06
9. Kyle Israel	128.70	2004-07
10. Tony Lanham	126.97	1985-86

CONSECUTIVE PASS COMPLETIONS

1. Dillon Gabriel	18	9/26/20
2. Daunte Culpepper	15	10/11/97
McKenzie Milton	15	12/2/17
4. McKenzie Milton	14	11/11/17
5. McKenzie Milton	13	11/12/16
6. Daunte Culpepper	12	8/31/95
Daunte Culpepper	12	11/9/96
Ryan Schneider	12	10/7/00
Brett Hodges	12	11/14/09
Blake Bortles	12	9/29/12
Blake Bortles	12	11/16-21/13

300-YARD PASSING GAMES

Season

1. Dillon Gabriel	7	2020
Daunte Culpepper	7	1998
Ryan Schneider	7	2002
McKenzie Milton	7	2017
5. Daunte Culpepper	5	1997
Blake Bortles	5	2013
7. Darin Slack	4	1987
Vic Penn	4	1999
McKenzie Milton	4	2018
Dillon Gabriel	4	2019

Career

1. Daunte Culpepper	15	1995-98
Ryan Schneider	15	2000-03
3. McKenzie Milton	12	2016-18
4. Dillon Gabriel	11	2019-20
5. Darin Hinshaw	5	1991-94
Vic Penn	5	1999-00
Blake Bortles	5	2011-13
8. Darin Slack	4	1984-87
Shane Willis	4	1987-89
10. Steven Moffett	3	2003-06

400-YARD PASSING GAMES

Season

1. Dillon Gabriel	4	2020
2. Daunte Culpepper	2	1998
Ryan Schneider	2	2002
McKenzie Milton	2	2017
5. Darin Slack	1	1986
Darin Slack	1	1987
Darin Hinshaw	1	1993
Darin Hinshaw	1	1994
Daunte Culpepper	1	1996
Ryan Schneider	1	2003
Blake Bortles	1	2013

Career

1. Dillon Gabriel	4	2019-20
2. Daunte Culpepper	3	1995-98
Ryan Schneider	3	2000-03
4. Darin Slack	2	1984-87
Darin Hinshaw	2	1991-94
McKenzie Milton	2	2016-17

SEASONS WITH 3,000 OR MORE PASSING YARDS

1. Dillon Gabriel	2	2019-20
Daunte Culpepper	2	1995-98
Blake Bortles	2	2011-13
4. Darin Slack	1	1984-87
Vic Penn	1	1999-00
Ryan Schneider	1	2000-03
McKenzie Milton	1	2016-18

SEASONS WITH 2,000 OR MORE PASSING YARDS

1. Daunte Culpepper	4	1995-98
2. Darin Hinshaw	3	1991-94
Ryan Schneider	3	2000-03
4. Dillon Gabriel	2	2019-20
Blake Bortles	2	2011-13
McKenzie Milton	2	2016-18
7. Dana Thyhsen	1	1982-84
Darin Slack	1	1984-87
Shane Willis	1	1987-88
Vic Penn	1	1999-00
Steven Moffett	1	2003-06
Kyle Israel	1	2004-07
Brett Hodges	1	2009
Jeff Godfrey	1	2010-13
Justin Holman	1	2013-15

PASSING TOUCHDOWNS

Game

1. Darin Slack	7	10/17/87
2. Darin Hinshaw	6	11/6/93
3. Darin Slack	5	10/24/87
Darin Hinshaw	5	9/24/94
Daunte Culpepper	5	11/1/97
Ryan Schneider	5	11/9/02
McKenzie Milton	5	10/7/17
McKenzie Milton	5	12/2/17
McKenzie Milton	5	8/30/18
Dillon Gabriel	5	10/17/20
Dillon Gabriel	5	10/24/20

Season

1. McKenzie Milton	37	2017
2. Dillon Gabriel	32	2020
3. Ryan Schneider	31	2002
4. Dillon Gabriel	29	2019
5. Daunte Culpepper	28	1998
6. Darin Slack	26	1987
Darin Hinshaw	26	1994
8. Daunte Culpepper	25	1997
Blake Bortles	25	2012
Blake Bortles	25	2013
McKenzie Milton	25	2018

Career

1. Daunte Culpepper	84	1995-98
2. Ryan Schneider	82	2000-03
Darin Hinshaw	82	1991-94
4. McKenzie Milton	72	2016-18
5. Dillon Gabriel	61	2019-20
6. Blake Bortles	56	2011-13
7. Darin Slack	47	1984-87
8. Dana Thyhsen	41	1982-84
Steven Moffett	41	2003-06
10. Justin Holman	34	2013-16

LONGEST PASS COMPLETIONS

Game

1. Dillon Gabriel	93 (TD)	10/17/20
2. Blake Bortles	91 (TD)	8/29/13
3. Darin Slack	87 (TD)	10/24/87
4. Dillon Gabriel	85 (TD)	10/17/20
5. Vic Penn	83 (TD)	11/6/99
Ryan Schneider	83 (TD)	10/13/01
7. Ryan Schneider	80 (TD)	9/7/02
McKenzie Milton	80 (TD)	11/4/17
9. Vic Penn	79 (TD)	9/2/00
Blake Bortles	79	9/28/13
McKenzie Milton	79 (TD)	10/7/17

CONSECUTIVE GAMES WITH A TD PASS

1. Ryan Schneider	28	(9/22/01-11/1/03)
2. McKenzie Milton	24	(12/21/16-11/23/18)
3. Dillon Gabriel	23	(8/29/19-12/22/20)
4. Daunte Culpepper	22	(11/2/96-10/31/98)
5. Justin Holman	14	(8/30/14-9/3/15)
6. Darin Hinshaw	12	(11/2/91-11/14/92)
Darin Hinshaw	12	(11/6/93-10/29/94)
Vic Penn	12	(9/25/99-9/30/00)
Steven Moffett	12	(11/6/04-11/5/05)
Blake Bortles	12	(10/20/12-9/28/13)

PASS COMPLETION PERCENTAGE

Game (minimum 15 attempts)

1. McKenzie Milton923	(24/26)	10/28/17
2. Daunte Culpepper875	(14/16)	10/7/95
3. Kyle Israel864	(19/22)	11/25/06
4. Daunte Culpepper848	(28/33)	9/12/98
Daunte Culpepper848	(28/33)	10/10/98
Daunte Culpepper848	(28/33)	11/14/98
7. McKenzie Milton842	(16/19)	10/7/17
8. Brett Hodges840	(21/25)	11/14/09
9. Daunte Culpepper839	(26/31)	10/11/97
10. Blake Bortles833	(20/24)	10/26/13

**Season (minimum 100 attempts)**

1. Daunte Culpepper.....736 (296/402).....1998
2. Ryan Schneider.....690 (134/281).....2003
3. Jeff Godfrey.....690 (160/232).....2011
4. Blake Bortles.....682 (75/110).....2011
5. Blake Bortles.....678 (259/382).....2013
6. McKenzie Milton.....671 (265/395).....2017
7. Jeff Godfrey.....668 (159/238).....2010
8. Kyle Israel.....651 (108/166).....2006
9. Steven Moffett.....642 (147/229).....2004
10. Blake Bortles.....629 (251/399).....2012

Career (minimum 200 attempts)

1. Jeff Godfrey.....677 (321/474).....2010-13
2. Blake Bortles.....657 (585/891).....2011-13
3. Daunte Culpepper.....639 (889/1,391).....1995-98
4. McKenzie Milton.....618 (630/1,020).....2016-18
5. Ryan Schneider.....620 (840/1,354).....2000-03
6. Shane Willis.....602 (346/575).....1987-89
7. Steven Moffett.....606 (391/645).....2003-06
8. Brett Hodges.....599 (197/329).....2009
9. Dillon Gabriel.....597 (484/811).....2019-20
10. Kyle Israel.....590 (305/517).....2004-07

PASSING YARDS PER COMPLETION**Game (minimum 10 completions)**

1. Dillon Gabriel.....25.5 (11/281).....9/28/19
2. Darin Hinshaw.....24.5 (10/245).....9/3/94
3. McKenzie Milton.....23.4 (16/374).....10/7/17
4. Daunte Culpepper.....23.0 (13/299).....9/6/97
5. McKenzie Milton.....22.5 (16/360).....8/31/17
6. Dillon Gabriel.....22.3 (12/268).....11/14/20
7. Ryan Schneider.....22.2 (14/312).....10/21/00
8. Dillon Gabriel.....21.8 (10/218).....10/26/19
9. Ryan Schneider.....21.0 (13/273).....11/3/01
10. Daunte Culpepper.....20.9 (21/438).....10/24/98

Season (minimum 100 completions)

1. McKenzie Milton.....15.57 (171/2663).....2018
2. Darin Hinshaw.....15.56 (161/2,505).....1992
3. Dillon Gabriel.....15.48 (236/3,653).....2019
4. Darin Slack.....15.3 (117/1,799).....1986
5. McKenzie Milton.....15.2 (265/4,037).....2017
6. Darin Hinshaw.....15.0 (187/2,801).....1994
7. Dillon Gabriel.....14.4 (248/3,570).....2020
8. Ryan Schneider.....14.3 (204/2,923).....2001
9. Jeff Godfrey.....14.3 (143/2,042).....2010
10. Ryan Schneider.....14.2 (265/3,770).....2002

Career (minimum 200 completions)

1. Dillon Gabriel.....14.9 (484/7,223).....2019-20
2. Darin Hinshaw.....14.7 (614/9,000).....1991-94
3. McKenzie Milton.....13.8 (630/8,683).....2016-18
4. Darin Slack.....13.7 (459/6,302).....1984-87
5. Dana Thyhsen.....13.1 (380/4,982).....1982-84
6. Ryan Schneider.....13.1 (840/10,976).....2000-03
7. Blake Bortles.....13.0 (585/7,598).....2011-13
8. Daunte Culpepper.....12.8 (889/11,412).....1995-98
9. Jeff Godfrey.....12.8 (321/4,095).....2010-13
10. Kyle Israel.....12.6 (305/3,830).....2004-07

PASSING YARDS PER ATTEMPT**Game (minimum 10 attempts)**

1. McKenzie Milton.....19.7 (19/374).....10/7/17
2. Dillon Gabriel.....17.6 (16/281).....9/28/19
3. McKenzie Milton.....17.1 (21/360).....8/31/17
4. Daunte Culpepper.....15.6 (28/438).....10/24/98
5. Jeff Godfrey.....15.5 (19/294).....11/5/10
6. Jeff Godfrey.....14.8 (17/252).....11/27/10
7. Justin Holman.....14.6 (14/204).....8/30/14
8. Blake Bortles.....14.4 (10/144).....9/3/11
9. Ryan Schneider.....14.2 (22/312).....10/21/00
10. Steven Moffett.....13.8 (21/290).....10/8/05

Season (minimum 100 attempts)

1. McKenzie Milton.....10.2 (395/4,037).....2017
2. Blake Bortles.....9.4 (382/3,581).....2013
3. McKenzie Milton.....9.2 (289/2,663).....2018
4. Daunte Culpepper.....9.2 (402/3,690).....1998
5. Jeff Godfrey.....9.1 (238/2,159).....2010
6. Ryan Schneider.....8.8 (430/3,770).....2002
7. Blake Bortles.....8.7 (110/958).....2011
8. Dillon Gabriel.....8.6 (413/3,570).....2020
9. Darin Hinshaw.....8.3 (302/2,505).....1992
10. Darin Hinshaw.....8.2 (322/2,645).....1993

Career (minimum 2 years, 200 attempts)

1. Dillon Gabriel.....8.9 (811/7,223).....2019-20
2. Jeff Godfrey.....8.6 (474/4,095).....2010-13
3. Blake Bortles.....8.5 (891/7,598).....2011-13
4. McKenzie Milton.....8.5 (1,020/8,683).....2016-17
5. Daunte Culpepper.....8.2 (1,391/11,412).....1995-98
6. Ryan Schneider.....8.1 (1,354/10,976).....2000-03
7. Darin Hinshaw.....8.1 (1,112/9,000).....1991-94
8. Steven Moffett.....7.5 (645/4,818).....2003-06
9. Kyle Israel.....7.4 (517/3,830).....2004-07
10. Ron Johnson.....7.2 (319/2,294).....1988-91

MISCELLANEOUS PASSING RECORDS

When a player passes for 500 yards

UCF is: 0-1

When a player passes for 400 yards

UCF is: 15-2

When a player passes for 350 yards

UCF is: 26-12

When a player passes for 300 yards

UCF is: 65-29

INTERCEPTIONS THROWN**Game**

1. Dana Thyhsen.....6.....10/9/82
Shane Willis.....6.....9/16/89
3. Dana Thyhsen.....5.....9/15/84
4. Mike Cullison.....4.....10/27/79
Daunte Culpepper.....4.....11/7/98
Vic Penn.....4.....9/4/99
Vic Penn.....4.....9/16/00
Ryan Schneider.....4.....11/11/00
Brett Hodges.....4.....9/26/09
Justin Holman.....4.....11/1/14

Season

1. Darin Slack.....18.....1987
2. Darin Hinshaw.....17.....1994
3. Mike Cullison.....16.....1979
Dana Thyhsen.....16.....1984
Darin Hinshaw.....16.....1992
Ryan Schneider.....16.....2002
7. Mike Cullison.....15.....1980
Daunte Culpepper.....15.....1996
Ryan Schneider.....15.....2003
10. Justin Holman.....14.....2014
Justin Holman.....14.....2015

Career

1. Darin Hinshaw.....52.....1991-94
2. Ryan Schneider.....51.....2000-03
3. Darin Slack.....50.....1984-87
4. Daunte Culpepper.....42.....1995-98
5. Dana Thyhsen.....37.....1982-84
6. Mike Cullison.....31.....1979-80
7. Justin Holman.....31.....2013-16
8. Steven Moffett.....26.....2003-06
9. Shane Willis.....23.....1988-89
10. McKenzie Milton.....22.....2016-18

INTERCEPTION-TO-ATTEMPT RATIO**Season (minimum 100 attempts)**

1. Dillon Gabriel......010 (4/413).....2020
2. Daunte Culpepper......017 (7/402).....1998
3. Blake Bortles......017 (7/399).....2012
4. Dillon Gabriel......017 (7/398).....2019
5. McKenzie Milton......021 (6/289).....2018
6. McKenzie Milton......021 (7/351).....2016
7. Jeff Godfrey......022 (5/232).....2011
8. McKenzie Milton......023 (9/375).....2017
9. Blake Bortles......024 (9/382).....2013
10. Steven Moffett......024 (9/375).....2005

Career (minimum 200 attempts)

1. Dillon Gabriel......014 (11/811).....2019-20
2. Blake Bortles......021 (19/891).....2011-13
3. McKenzie Milton......022 (22/1,020).....2016-18
4. Jeff Godfrey......030 (14/474).....2010-13
5. Vic Penn......030 (17/571).....1999-00
6. Daunte Culpepper......030 (42/1,391).....1995-98
7. Steven Moffett......030 (26/860).....2003-06
8. Kyle Israel......032 (17/517).....2004-07
9. Ryan Schneider......038 (51/1,354).....2000-03
10. Brett Hodges......040 (13/329).....2009

MOST CONSECUTIVE ATTEMPTS WITHOUT AN INTERCEPTION

1. Blake Bortles.....232 .. 10/27/12-9/14/13
2. Dillon Gabriel.....228 .. 10/3/20-11/21/20
3. Vic Penn.....162 10/2/99-11/6/99
4. Blake Bortles.....147 .. 9/15/12-10/20/12
Daunte Culpepper.....147 11/1/97-9/19/98

OPPONENT SINGLE GAME**PASSING RECORDS****Most Passes Attempted**

64.....Tim Rattay, Louisiana Tech9/5/98

Most Passes Completed

46.....Tim Rattay, Louisiana Tech10/23/99

Highest Completion Percentage (MIN 15 ATT)1000. Gunner Kiel, Cincinnati
(15/15).....10/31/15**Most Yards Gained Passing**

561...Tim Rattay, Louisiana Tech ..10/23/99

Most Touchdowns Passes Thrown6.....Todd Whitten, SFA.....10/26/85
6.....Jose Davis, Kent State.....10/4/97
6.....Brady White, Memphis10/17/20**Longest Pass Completion**

98.....Jose Davis, Kent State.....10/4/97

Most Interceptions Thrown

5.....5+, Last: Robby Justino, Liberty.....11/9/91



Player.....	Yards....	C/A	Opponent	Date
Dillon Gabriel.....	601	35/49	Memphis	10/17/20
Ryan Schneider	497	37/52	Florida Atlantic	9/13/03
McKenzie Milton	494	28/40	Memphis	12/2/17
Ryan Schneider	440	28/47	Syracuse	11/2/02
Daunte Culpepper	438	21/28	Louisiana	10/24/98
Darin Hinshaw	437	25/35	Valdosta State	9/11/93
Dillon Gabriel	422	26/40	Tulane	10/24/20
Daunte Culpepper	421	24/36	UAB	11/9/96
Dillon Gabriel	417	27/41	Georgia Tech	9/19/20
Darin Slack	417	32/44	West Georgia	10/17/87
McKenzie Milton	412	23/40	SMU	11/4/17
Ryan Schneider	409	24/32	Liberty	9/28/02
Dillon Gabriel	408	32/47	East Carolina	9/26/20
Darin Slack	408	29/46	Murray State	10/4/86
Daunte Culpepper	406	28/33	Eastern Illinois	9/12/98
Blake Bortles	404	27/38	Temple	11/16/13
Darin Hinshaw	400	24/36	Liberty	10/29/94
Darin Hinshaw	393	25/39	Western Kentucky	10/24/92
Daunte Culpepper	385	26/45	Louisiana-Monroe	11/1/97
Vic Penn	379	34/55	Florida	9/11/99
Darin Hinshaw	378	25/46	James Madison	11/14/92
Vic Penn	374	29/52	Auburn	11/6/99
Vic Penn	374	26/38	Bowling Green	11/20/99
Ryan Schneider	374	20/30	Miami (Ohio)	11/23/02
McKenzie Milton	374	16/19	Cincinnati	10/7/17
McKenzie Milton	373	29/44	USF	11/24/17
Daunte Culpepper	370	24/37	Louisiana Tech	9/5/98
Shane Willis	369	26/34	Eastern Kentucky	11/12/88
Daunte Culpepper	368	30/47	Purdue	9/19/98
Shane Willis	365	35/51	New Haven	10/8/88
Ryan Schneider	365	27/38	Eastern Michigan	9/30/00
Dillon Gabriel	365	22/35	ECU	10/19/19
Ryan Schneider	360	25/43	Buffalo	11/9/02
McKenzie Milton	360	16/21	FIU	8/31/17
Daunte Culpepper	359	29/52	Mississippi State	10/25/97
Blake Bortles	358	25/36	South Carolina	9/28/13
Darin Slack	356	25/37	Northwest Mo. St.	10/24/87
Darin Hinshaw	350	21/29	Liberty	11/16/93
Darriell Mack Jr.	348	19/27	Memphis	12/1/18
Daunte Culpepper	347	31/41	Youngstown State	10/31/98
Dillon Gabriel	347	22/30	Stanford	9/14/19
Ryan Schneider	346	25/41	Virginia Tech	11/11/00
McKenzie Milton	346	24/32	UConn	8/30/18
Ryan Schneider	345	32/46	Penn State	8/31/02
Darin Hinshaw	343	17/28	Western Kentucky	9/24/94
Daunte Culpepper	342	36/49	Toledo	10/3/98
Brett Hodges	342	23/45	Marshall	11/1/09

Player.....	Yards....	C/A	Opponent	Date
Darin Hinshaw	341	18/40	Troy	10/22/94
Ryan Schneider	341	31/45	Western Michigan	10/12/02
Ryan Schneider	338	20/29	Tulane	10/22/01
Dillon Gabriel	338	25/42	Pittsburgh	9/21/19
Dillon Gabriel	336	22/36	South Florida	11/27/20
Vic Penn	336	27/48	Louisiana Tech	10/23/99
Justin Holman	336	25/39	Temple	10/25/14
Ryan Schneider	335	28/39	Louisiana-Monroe	10/20/01
Blake Bortles	335	21/30	Rutgers	11/21/13
Darin Slack	334	23/40	Elon	9/12/87
Dillon Gabriel	330	28/51	Tulsa	10/3/20
Dillon Gabriel	328	19/33	Houston	10/31/20
McKenzie Milton	328	18/34	Pittsburgh	9/29/18
Darin Slack	327	31/46	Liberty	11/7/87
Daunte Culpepper	327	17/31	Bowling Green	11/16/96
Daunte Culpepper	327	28/33	Northern Illinois	10/10/98
Daunte Culpepper	327	28/33	Ball State	11/14/98
Kyle Israel	327	27/42	Rice	10/21/06
Justin Holman	326	30/51	BYU	10/9/14
Ryan Schneider	325	17/28	Ohio	11/30/02
McKenzie Milton	324	21/27	East Carolina	10/14/17
Daunte Culpepper	322	26/45	Kent State	10/4/97
Steven Moffett	322	30/41	Akron	10/16/04
Daunte Culpepper	320	23/32	Bowling Green	9/26/98
Steven Moffett	319	22/32	Kent State	11/23/04
Daunte Culpepper	318	24/35	Nebraska	9/13/97
McKenzie Milton	317	29/45	UConn	10/22/16
Dillon Gabriel	317	24/46	Tulane	11/23/19
Darin Slack	315	24/57	Ga. Southern	10/3/87
Blake Bortles	314	18/24	Akron	8/29/13
Kyle Israel	313	28/45	East Carolina	10/6/07
Ryan Schneider	312	14/22	Louisiana-Monroe	10/21/00
McKenzie Milton	312	17/33	Temple	11/1/18
McKenzie Milton	311	24/36	UConn	11/11/17
Daunte Culpepper	309	26/31	Samford	10/11/97
Daunte Culpepper	307	22/30	Carson-Newman	9/9/95
Daunte Culpepper	307	26/42	William & Mary	8/29/96
Vic Penn	306	25/42	Akron	9/16/00
McKenzie Milton	306	21/32	FAU	9/21/18
Ryan Schneider	304	22/44	Arkansas	11/10/01
Tony Lanham	302	21/33	Eastern Kentucky	10/18/86
Shane Willis	302	23/32	West Georgia	9/10/88
Shane Willis	301	16/27	Valdosta State	9/9/89
Ryan Schneider	301	30/40	Northern Illinois	10/7/00
Steven Moffett	301	19/36	Nevada	12/24/05
Blake Bortles	301	20/31	Baylor	1/1/14





individual records

RECEPTIONS

Game

1. Todd Cleveland.....	15.....	9/21/96
2. Bernard Ford.....	14.....	9/19/87
Tyson Hinshaw.....	14.....	10/7/00
4. Mike Sims-Walker.....	13.....	10/21/06
Tre'Quan Smith.....	13.....	10/29/16
Gabriel Davis.....	13.....	10/4/19
Marlon Williams.....	13.....	9/26/20
Marlon Williams.....	13.....	10/17/20
9. Bernard Ford.....	12.....	10/17/87
Sean Beckton.....	12.....	9/1/89
David Rhodes.....	12.....	0/30/93
Tyson Hinshaw.....	12.....	9/30/00
Doug Gabriel.....	12.....	11/2/02
Mike Sims-Walker.....	12.....	9/16/06

Season

1. Mike Sims-Walker.....	90.....	2006
2. Tyson Hinshaw.....	89.....	2000
3. Siaha Burley.....	88.....	1998
4. Charles Lee.....	87.....	1999
5. David Rhodes.....	78.....	1993
6. Siaha Burley.....	77.....	1997
7. Ted Wilson.....	76.....	1985
8. Doug Gabriel.....	75.....	2002
9. Sean Beckton.....	74.....	1988
Brandon Marshall.....	74.....	2005

Career

1. David Rhodes.....	213.....	1991-94
2. Mark Nonsant.....	198.....	1995-98
3. Sean Beckton.....	196.....	1987-90
4. Mike Sims-Walker.....	184.....	2003-06
5. J.J. Worton.....	168.....	2011-14
Tre'Quan Smith.....	168.....	2015-17
7. Siaha Burley.....	165.....	1997-98
8. Charles Lee.....	162.....	1997-99
9. Rocky Ross.....	157.....	2006-09
Marlon Williams.....	157.....	2017-20

RECEPTIONS IN CONSECUTIVE GAMES

1. Sean Beckton.....	42.....	1987-90
2. Charles Lee.....	33.....	1997-99
Jimmy Fryzel.....	33.....	1999-01
4. Tyson Hinshaw.....	32.....	1997-00
5. Breshad Perriman ...	31.....	2012-14
6. Ted Wilson.....	30.....	1984-86
7. Rannell Hall.....	29.....	2011-14
8. Mike Sims-Walker ...	28.....	2003-06
9. Todd Cleveland.....	26.....	1994-97
Dredrick Snelson.....	26.....	2016-18

100-YARD RECEIVING GAMES

Season

1. Ted Wilson.....	7.....	1985
Brandon Marshall ...	7.....	2005
3. David Rhodes.....	6.....	1993
Siaha Burley.....	6.....	1998
Charles Lee.....	6.....	1999
Doug Gabriel.....	6.....	2002
Jaylon Robinson.....	6.....	2020
8. Bernard Ford.....	5.....	1987
Sean Beckton.....	5.....	1988
David Rhodes.....	5.....	1994
Siaha Burley.....	5.....	1997
Tyson Hinshaw.....	5.....	2000
Jimmy Fryzel.....	5.....	2002
Mike Sims-Walker ...	5.....	2006
Gabriel Davis.....	5.....	2019
Marlon Williams.....	5.....	2020

Career

1. David Rhodes.....	16.....	1991-94
2. Siaha Burley.....	11.....	1997-98
Tre'Quan Smith.....	11.....	2015-17
4. Ted Wilson.....	10.....	1983-86
5. Sean Beckton.....	9.....	1987-90
Mark Nonsant.....	9.....	1995-98
Charles Lee.....	9.....	1997-99
Mike Sims-Walker ...	9.....	2003-06
9. Doug Gabriel.....	8.....	2001-02
Brandon Marshall ...	8.....	2002-05
Gabriel Davis.....	8.....	2017-19

CONSECUTIVE 100-YARD RECEIVING GAMES

1. Ted Wilson.....	5.....	10/26-11/30/85
2. Mike Dickinson.....	4.....	11/16/91-9/19/92
Jimmy Fryzel.....	4.....	11/2-11/23/02
Gabriel Davis.....	4.....	9/21-10/19/19
Jaylon Robinson.....	4.....	9/19-10/17/20
6. Bernard Ford.....	3.....	10/10-10/24/87
Mark Nonsant.....	3.....	11/2/96-11/16/97
David Rhodes.....	3.....	10/16-10/30/93
Siaha Burley.....	3.....	9/12-9/26/98
Charles Lee.....	3.....	11/6-11/20/99

RECEIVING YARDAGE

Game

1. Siaha Burley.....	266.....	10/24/98
2. David Rhodes.....	231.....	10/24/92
Siaha Burley.....	231.....	9/6/97
4. Brandon Marshall.....	210.....	12/24/05
5. Mark Nonsant.....	209.....	11/9/96
6. Bernard Ford.....	208.....	10/24/87
7. Tyson Hinshaw.....	206.....	9/20/00
Doug Gabriel.....	206.....	11/2/02
9. Charles Lee.....	203.....	11/6/99
10. Bernard Ford.....	197.....	10/17/87

Season

1. Gabriel Davis.....	1,241.....	2019
2. Doug Gabriel.....	1,237.....	2002
3. Brandon Marshall.....	1,195.....	2005
4. Bernard Ford.....	1,180.....	1987
5. Mike Sims-Walker.....	1,178.....	2006
6. Tre'Quan Smith.....	1,171.....	2017
7. David Rhodes.....	1,159.....	1993
8. Siaha Burley.....	1,146.....	1998
9. Charles Lee.....	1,133.....	1999
10. Jimmy Fryzel.....	1,126.....	2002

Career

1. David Rhodes.....	3,618.....	1991-94
2. Mark Nonsant.....	2,809.....	1995-98
3. Tre'Quan Smith.....	2,748.....	2015-17
4. Mike Sims-Walker.....	2,561.....	2003-06
5. Sean Beckton.....	2,493.....	1987-90
6. Jimmy Fryzel.....	2,469.....	1999-02
7. Gabriel Davis.....	2,447.....	2017-19
8. Ted Wilson.....	2,443.....	1983-86
9. J.J. Worton.....	2,360.....	2011-14
10. Marlon Williams.....	2,260.....	2017-20

SINGLE-SEASON RECEIVING TANDEM

1. 2,363.....	2002
Doug Gabriel (1,237), Jimmy Fryzel (1,126)	
2. 2,071.....	2019
Gabriel Davis (1,241), Tre Nixon (830)	
3. 2,050.....	2005
Brandon Marshall (1,195), Mike Sims-Walker (855)	
4. 2,018.....	2020
Marlon Williams (1,039), Jaylon Robinson (979)	
5. 1,989.....	1998
Siaha Burley (1,142), Mark Nonsant (847)	
6. 1,903.....	1987
Bernard Ford (1,177), Arnell Spencer (726)	
7. 1,900.....	1994
David Rhodes (1,075), Mark Whittemore (825)	
8. 1,866.....	2017
Tre'Quan Smith (1,171), Dredrick Snelson (695)	
9. 1,864.....	1999
Charles Lee (1,133), Tyson Hinshaw (731)	
10. 1,833.....	1993
David Rhodes (1,159), Mark Whittemore (674)	

1,000-YARD RECEIVING SEASONS

1. David Rhodes.....	3.....	1991-94
2. Siaha Burley.....	2.....	1997-98
3. Ted Wilson.....	1.....	1983-86
Bernard Ford.....	1.....	1985-87
Sean Beckton.....	1.....	1987-90
Charles Lee.....	1.....	1997-99
Tyson Hinshaw.....	1.....	1997-00
Doug Gabriel.....	1.....	2001-02
Jimmy Fryzel.....	1.....	1999-02
Brandon Marshall ...	1.....	2002-05
Mike Sims-Walker ...	1.....	2003-06
Breshad Perriman ...	1.....	2012-14
Tre'Quan Smith.....	1.....	2015-17
Gabriel Davis.....	1.....	2017-19
Marlon Williams.....	1.....	2017-20

**TOUCHDOWN RECEPTIONS****Game**

1. Bernard Ford.....	410/24/87
David Rhodes.....	411/6/93
Doug Gabriel.....	411/30/02
4. Ted Wilson.....	311/9/85
Bernard Ford.....	310/17/87
Mike Dickinson.....	39/12/92
Bret Cooper.....	311/7/92
Rufus Hall.....	38/31/95
Tyson Hinshaw.....	39/23/00
Brandon Marshall ...	312/24/05
Jeff Godfrey.....	310/26/13
J.J. Worton.....	311/16/13
Josh Reese.....	312/26/14
D'erren Wilson.....	310/3/15
Tre'Quan Smith.....	310/7/17
Gabriel Davis.....	39/28/19
Marlon Williams.....	310/24/20
Jacob Harris.....	311/27/20

Season

1. Bret Cooper.....	141992
2. Bernard Ford.....	131987
Tyson Hinshaw.....	132000
Tre'Quan Smith.....	132017
5. Ted Wilson.....	121985
David Rhodes.....	121993
Gabriel Davis.....	122019
8. David Rhodes.....	111994
Doug Gabriel.....	112002
Brandon Marshall ...	112005

Career

1. David Rhodes.....	291991-94
2. Bret Cooper.....	231989-92
Gabriel Davis.....	232017-19
4. Tre'Quan Smith.....	222015-17
5. Ted Wilson.....	211983-86
Bernard Ford.....	211986-87
J.J. Worton.....	212011-14
8. Doug Gabriel.....	202001-02
9. Marlon Williams.....	192017-20
10. Tyson Hinshaw.....	171997-00
Tavaris Capers.....	172001-04
Kamar Aiken.....	172007-10

LONGEST RECEPTION

1. Ryan O'Keefe.....	93 (TD)10/17/20
2. Breshad Perriman ...	91 (TD)8/29/13
3. Bernard Ford.....	87 (TD)10/24/87
4. Marlon Williams.....	85 (TD)10/17/20
5. Charles Lee.....	83 (TD)11/06/99
Doug Gabriel.....	83 (TD)10/13/01
7. Doug Gabriel.....	80 (TD)9/7/02
Gabriel Davis.....	80 (TD)11/4/17
9. Kenny Clark.....	79 (TD)9/02/00
Breshad Perriman ...	799/28/13
Tre'Quan Smith.....	79 (TD)10/7/17

YARDS PER RECEPTION**Game (minimum 5 receptions)**

1. Tre'Quan Smith.....	33.0 (5/165)...	10/7/17
2. Mark Whittemore.....	32.6 (5/163)...	9/11/93
3. Kenny Clark.....	29.6 (5/148)...	9/2/00
4. David Rhodes.....	29.0 (5/145)...	10/23/93
Jimmy Fryzel.....	29.0 (6/174)...	11/23/02
6. Siahia Burley.....	28.9 (8/231)...	9/6/97
7. Tre'Quan Smith.....	26.8 (6/161)...	12/2/17
8. Siahia Burley.....	26.6 (10/266)...	10/24/98
9. Tre'Quan Smith.....	26.1 (7/183)...	11/26/16
10. Doug Gabriel.....	25.5 (7/179)...	11/30/02

Season (minimum 25 receptions)

1. Bernard Ford.....	21.8 (30/653)	1986
2. Mark Whittemore.....	21.7 (31/674)	1993
3. Breshad Perriman ..	20.9 (50/1,044) ..	2014
4. Breshad Perriman ..	20.8 (39/811)	2013
5. Tre'Quan Smith.....	19.8 (59/1,171) ..	2017
6. David Rhodes.....	19.6 (51/1,002) ..	1992
7. Jimmy Fryzel.....	19.4 (58/1,126) ..	2002
8. Mark Whittemore ..	18.3 (45/825)	1994
9. Rannell Hall.....	18.0 (35/631)	2012
10. Jacob Harris.....	18.0 (30/539)	2020

Career (minimum 50 receptions)

1.	Breshad Perriman	19.5 (115/2,243)	2012-14
2.	Doug Gabriel	19.3 (97/1,869)	2001-02
3.	Bernard Ford	19.3 (111/2,138)	1984-87
4.	Mark Whittemore	19.1 (100/1,908)	1991-94
5.	Jimmy Fryzel	18.0 (137/2,469)	1999-02
6.	Arnell Spencer	17.9 (83/1,487)	1987-88
7.	Jaylon Robinson	17.8 (55/979)	2020
8.	David Rhodes	17.0 (213/3,618)	1991-94
9.	Tre'Quan Smith	16.4 (168/2,748)	2015-17
10.	Ted Wilson	16.2 (151/2,443)	1983-86

RECEPTIONS BY A FRESHMAN**Season**

1. Tre'Quan Smith.....	52/724	2015
2. J.J. Worton.....	41/531	2011
3. Sean Beckton.....	40/421	1987
4. Mike Dickinson.....	33/371	1989
Kamar Aiken.....	33/584	2007
6. Josh Reese.....	30/461	2011
Otis Anderson.....	30/351	2017
8. Gabriel Davis.....	27/391	2017
9. Shantel Roundtree ...	26/361	1988
Breshad Perriman ...	26/388	2012

RECEIVING YARDAGE BY A FRESHMAN**Season**

1. Tre'Quan Smith.....	724/52	2015
2. Kamar Aiken.....	584/33	2007
3. J.J. Worton.....	531/41	2011
4. Jose Reese.....	461/30	2011
5. Sean Beckton.....	421/40	1987
6. Gabriel Davis.....	391/27	2017
7. Breshad Perriman ...	388/26	2012
8. Todd Cleveland.....	385/20	1994
9. David Rhodes.....	382/22	1991
10. Mike Dickinson.....	371/33	1989

OPPONENT SINGLE GAME RECEIVING RECORDS**Most Passes Caught**

17.....	Zay Jones, East Carolina.....	10/1/16
---------	-------------------------------	---------

Most Yards Gained

240.....	Darrell Dowery, Kent State.....	11/23/04
----------	---------------------------------	----------

Most Touchdown Passes Caught

4.....	Darrien Teals, Valdosta State	10/22/88
--------	-------------------------------------	----------

Longest Pass Reception

98.....	Eugene Baker, Kent State	10/4/97
---------	--------------------------------	---------



Player	Yards	Rec.	Opponent	Date
Siaha Burley	266	10	Louisiana	10/24/98
David Rhodes	231	10	Western Kentucky	10/24/92
Siaha Burley	231	8	South Carolina	9/6/97
Brandon Marshall	210	11	Nevada	12/24/05
Mark Nonsant	209	9	UAB	11/9/96
Bernard Ford	208	11	Northwest Mo. St.	10/24/87
Tyson Hinshaw	206	12	Eastern Michigan	9/30/00
Doug Gabriel	206	12	Syracuse	11/2/02
Charles Lee	203	11	Auburn	11/06/99
Bernard Ford	197	12	West Georgia	10/17/87
Mark Nonsant	195	8	Bowling Green	11/16/96
Marlon Williams	191	13	Memphis	10/17/20
Tre'Quan Smith	183	7	USF	11/26/16
Bret Cooper	181	8	Buffalo	11/7/92
Doug Gabriel	179	7	Ohio	11/30/02
J.J. Worton	179	10	Temple	11/16/13
J.J. Worton	178	11	UConn	11/1/14
Ryan O'Keefe	175	4	Memphis	10/17/20
Mark Nonsant	174	7	Nebraska	9/13/97
Jimmy Fryzel	174	6	Miami (Ohio)	11/23/02
Marlon Williams	174	9	Tulane	10/24/20
Jaylon Robinson	173	10	Memphis	10/17/20
Arnell Spencer	172	10	Liberty	11/7/87
David Rhodes	172	7	Buffalo	11/19/94
Todd Cleveland	172	7	William & Mary	8/29/96
Charles Lee	170	11	Florida	9/11/99
Gabriel Davis	170	13	Cincinnati	10/4/19
Mike Sims-Walker	169	13	Rice	10/21/06
David Rhodes	165	10	Nicholls State	10/17/92
Tre'Quan Smith	165	5	Cincinnati	10/7/17
Gabriel Davis	164	9	ECU	10/19/19
Mark Whittemore	163	5	Valdosta State	9/11/93
A.J. Guyton	163	9	BYU	9/23/11
Tre'Quan Smith	161	6	Memphis	12/2/17
Bernard Ford	160	14	Elon	9/19/87
David Rhodes	160	7	Troy	10/22/94
Bernard Ford	159	8	Eastern Kentucky	9/26/87
Rannell Hall	159	9	Temple	11/16/13
Todd Cleveland	158	15	Ball State	9/21/96
Mike Sims-Walker	157	10	Memphis	10/8/05
Mark Whittemore	156	7	Western Kentucky	9/24/94
David Rhodes	155	9	Yale	10/21/93
Mark Nonsant	155	9	Northern Illinois	10/10/98
Charles Lee	154	11	Eastern Illinois	9/12/98
Marlon Williams	154	10	Georgia Tech	9/19/20
Doug Gabriel	153	11	Penn State	8/31/02
Arnell Spencer	152	6	Elon	9/19/87
Ted Wilson	151	7	Georgia Southern	11/9/85
Gabriel Davis	151	10	Pittsburgh	9/21/19
David Rhodes	150	11	Liberty	11/6/93
Jimmy Fryzel	150	6	Syracuse	11/2/02
Jaylon Robinson	150	9	East Carolina	9/26/20
Kenny Clark	148	5	Georgia Tech	9/2/00
Siaha Burley	147	9	Purdue	9/19/98
Tavaris Capers	147	7	Northern Illinois	10/9/04
Siaha Burley	146	11	Bowling Green	9/26/98
Breshad Perriman	146	7	Temple	10/25/14
David Rhodes	145	5	Bethune-Cookman	10/23/93
Dredrick Snelson	145	9	Memphis	12/2/17
Doug Gabriel	142	7	Louisiana-Monroe	10/20/01
Rannell Hall	142	8	South Carolina	9/28/13
Mike Dickinson	141	5	Bethune-Cookman	9/12/92
Tre'Quan Smith	141	7	SMU	11/4/17
Charles Lee	140	9	Louisiana Tech	10/23/99
Doug Gabriel	140	6	Liberty	9/28/02

Player	Yards	Rec.	Opponent	Date
Adrian Killins Jr.	140	3	Pittsburgh	9/29/18
Ted Wilson	139	11	Samford	11/30/85
Bret Cooper	139	7	Liberty	10/31/92
Kenny Clark	139	6	Bowling Green	11/20/99
Breshad Perriman	139	4	East Carolina	12/4/14
David Rhodes	138	12	Troy	10/30/93
Siaha Burley	138	9	Mississippi State	10/25/97
Breshad Perriman	138	9	NC State	12/26/14
Tre'Quan Smith	137	13	Houston	10/29/16
Bernard Ford	136	8	Savannah State	10/10/87
Sean Beckton	136	8	Eastern Kentucky	11/12/88
Tyson Hinshaw	136	6	Louisiana-Monroe	10/21/00
Tre Nixon	136	7	Pittsburgh	9/21/19
Marlon Williams	136	13	East Carolina	9/26/20
Shawn Jefferson	135	3	Southern Illinois	10/27/90
Siaha Burley	135	8	Eastern Michigan	11/15/97
Rocky Ross	135	6	Memphis	11/11/06
Ted Wilson	133	10	Murray State	10/4/86
Poe White	133	5	Florida A&M	11/14/87
Brandon Marshall	133	4	Memphis	10/8/05
Mike Sims-Walker	133	12	USF	9/16/06
Mike Sims-Walker	133	7	UAB	11/25/06
David Rhodes	132	6	Western Kentucky	9/24/94
Marlon Williams	132	7	Marshall	12/23/19
Sean Beckton	131	11	New Haven	10/8/88
David Rhodes	131	5	Buffalo	11/7/92
Mike Sims-Walker	131	6	Memphis	11/11/06
Kamar Aiken	131	4	Memphis	9/22/07
Tre'Quan Smith	131	7	Tulsa	11/7/15
Ted Wilson	130	8	Stephen F. Austin	10/26/85
Todd Cleveland	129	6	Liberty	10/29/94
Tyson Hinshaw	129	14	Northern Illinois	10/7/00
Gabriel Davis	128	6	Memphis	10/13/18
Mike Dickinson	127	4	Gardner-Webb	9/5/92
David Rhodes	127	5	James Madison	11/14/92
A.J. Guyton	127	8	South Dakota	9/4/10
Rannell Hall	127	4	FIU	9/6/13
Jimmy Fryzel	126	7	Kent State	11/16/02
Siaha Burley	125	8	Idaho	9/20/97
Sean Beckton	124	7	Georgia Southern	10/29/88
Doug Gabriel	124	3	Liberty	10/13/01
Rocky Ross	124	9	Tulane	11/18/06
Siaha Burley	123	7	Samford	10/11/97
Jamar Newsome	123	5	Houston	11/5/10
Tre Nixon	123	6	Houston	11/2/19
Jimmy Fryzel	122	8	Buffalo	11/9/02
Kamar Aiken	122	8	East Carolina	10/6/07
Sean Beckton	121	10	Eastern Kentucky	9/8/90
Brian Watters	121	7	Tulsa	10/26/08
Ted Wilson	120	10	Savannah State	11/23/85
Sean Beckton	120	9	West Georgia	9/10/88
Todd Cleveland	120	11	South Carolina	9/7/96
Kenny Clark	120	6	Louisiana Tech	9/5/98
Brandon Marshall	120	7	Houston	11/5/05
Tre'Quan Smith	120	7	UConn	11/11/17
Dredrick Snelson	120	4	Memphis	12/1/18
Glenn McCombs	119	7	Bethune-Cookman	11/26/83
Shawn Jefferson	119	5	East Tennessee State	10/7/89
Siaha Burley	119	9	Eastern Illinois	9/12/98
Kenny Clark	119	10	Georgia	9/25/99
Mike Sims-Walker	119	6	Houston	10/28/06
A.J. Guyton	119	9	East Carolina	9/26/09
J.J. Worton	119	6	UConn	10/26/13
Gabriel Davis	119	5	UConn	9/28/19
Marlon Williams	119	9	Tulane	11/23/19



Player	Yards	Rec.	Opponent	Date
Ted Wilson	118	11	Western Kentucky	10/12/85
Luther Huggins	118	9	Akron	10/16/04
Jamar Newsome	118	4	Memphis	11/27/10
Bret Cooper	117	9	East Carolina	9/21/91
David Rhodes	117	6	Western Illinois	10/16/93
Mark Nonsant	117	7	Louisiana-Monroe	11/1/97
Tavirius Davis	117	8	Utah State	10/27/01
J.J. Worton	117	8	Southern Miss	10/13/12
J.J. Worton	117	5	Rutgers	11/21/13
David Rhodes	116	6	East Carolina	9/21/91
Mike Dickinson	116	7	Troy State	9/19/92
Tyson Hinshaw	116	10	Virginia Tech	11/11/00
Doug Gabriel	116	5	Arizona State	9/7/02
Siaha Burley	115	8	Ball State	11/14/98
Tyson Hinshaw	115	10	Eastern Michigan	10/30/99
Ted Wilson	114	4	Illinois State	9/28/85
J.J. Worton	114	11	Southern Miss	11/12/11
D'erren Wilson	114	7	Tulane	10/3/15
Tre'Quan Smith	114	8	Maryland	9/17/16
Jimmy Fryzel	113	7	Western Michigan	10/12/02
Breshad Perriman	113	3	Akron	8/29/13
Rannell Hall	113	4	Baylor	1/1/14
Chris Johnson	113	6	Tulane	10/3/15
Jaylon Robinson	113	4	Temple	11/14/20
Ted Wilson	112	7	Louisville	11/2/85
Todd Cleveland	112	9	Mississippi State	10/25/97
Sean Beckton	111	6	North Alabama	10/1/88
Sean Beckton	111	12	Bethune-Cookman	9/1/89
Mark Nonsant	111	6	Illinois State	11/2/96
Gabriel Davis	111	9	SC State	9/8/18
Jaylon Robinson	111	3	Tulsa	10/3/20
Mark Nonsant	110	9	Toledo	10/3/98
Charles Lee	110	8	Eastern Illinois	10/2/99
Brandon Marshall	110	10	Tulane	10/21/05
Mike Sims-Walker	110	7	East Carolina	10/29/05
Jacob Harris	110	5	South Florida	11/27/20
Ted Wilson	109	4	Austin Peay	10/27/84
Shawn Jefferson	109	4	Bethune-Cookman	9/15/90
Sean Beckton	109	6	Slippery Rock	11/10/90
Mark Whittemore	109	8	Western Kentucky	10/24/92
Rufus Hall	109	8	Eastern Kentucky	8/31/95
Jimmy Fryzel	109	5	Akron	9/16/00
Brandon Marshall	109	7	Tulsa	12/3/05
Mike Sims-Walker	109	8	Southern Miss	10/15/05
Breshad Perriman	109	3	South Carolina	9/28/13
Mark Whittemore	108	5	East Carolina	9/18/93
David Rhodes	108	8	Buffalo	11/13/93
Todd Cleveland	108	3	Troy	10/22/94
Charles Lee	108	10	Bowling Green	11/20/99
Ed Schenk	107	8	VMI	9/25/82
Tavirius Davis	107	4	Eastern Kentucky	10/14/00
Brandon Marshall	107	5	Louisiana	10/1/05
Breshad Perriman	107	7	Memphis	10/5/13
Jaylon Robinson	107	5	Houston	10/31/20
Jimmy Fryzel	106	4	Louisiana	10/24/01
Gabriel Davis	106	8	South Florida	11/29/19
Arnell Spencer	105	4	Eastern Kentucky	11/12/88
David Rhodes	105	5	Maine	9/3/94
Mike Sims-Walker	105	9	South Carolina	9/1/05
Jaylon Robinson	105	10	Georgia Tech	9/19/20
Bernard Ford	104	7	Wichita State	10/11/86
Sean Beckton	104	6	Grand Valley State	10/31/87
Mike Dickinson	104	9	Millersville	11/16/91
Doug Gabriel	104	7	Western Michigan	10/12/02

Player	Yards	Rec.	Opponent	Date
Brandon Marshall	104	5	Florida Atlantic	9/13/03
Mike Sims-Walker	104	4	Florida Atlantic	9/13/03
Josh Reese	104	4	Tulsa	11/14/14
Jordan Akins	104	9	FIU	9/3/15
Tre'Quan Smith	104	9	FIU	9/3/15
Jim Taylor	103	8	Alabama A&M	10/17/81
Aaron Sam	103	6	West Georgia	9/13/86
David Rhodes	103	8	Valdosta State	9/10/94
Rufus Hall	103	6	Illinois State	11/2/96
Siaha Burley	103	10	New Mexico	11/21/98
Charles Lee	103	7	Youngstown State	10/31/98
A.J. Guyton	103	3	Rice	10/24/09
Tre'Quan Smith	103	3	Temple	10/15/16
Tre Nixon	103	3	ECU	10/19/19
Don Grayson	102	8	Eastern Kentucky	10/18/86
Ted Wilson	102	4	Eastern Kentucky	10/18/86
Mark Nonsant	102	6	Louisiana Tech	9/5/98
Tyson Hinshaw	102	8	Alabama	10/28/00
Brandon Marshall	102	10	South Carolina	9/1/05
Tre'Quan Smith	102	7	South Florida	11/26/15
Marlon Williams	102	4	Temple	11/14/20
J.J. Worton	101	7	Penn State	9/14/13
Tre Nixon	101	5	UConn	8/30/18
Gabriel Davis	101	6	Memphis	12/1/18
Bret Cooper	100	6	James Madison	9/7/91
Mark Nonsant	100	9	Hawaii	10/21/95
Charles Lee	100	3	Louisiana-Monroe	11/1/97
Charles Lee	100	10	Middle Tennessee	11/13/99
Tavaris Capers	100	5	Buffalo	10/2/04
Jamar Newsome	100	5	Southern Miss	11/13/10



Players	Yards	Rec.	Opponent	Date
Don Grayson	102	8	Eastern Kentucky	10/18/86
Ted Wilson	102	4
Bernard Ford	160	14	Elon	9/19/87
Arnell Spencer	152	6
Sean Beckton	136	8	Eastern Kentucky	11/12/88
Arnell Spencer	105	4
Bret Cooper	117	9	East Carolina	9/21/91
David Rhodes	116	6
David Rhodes	231	10	Western Kentucky	10/24/92
Mark Whittemore	109	8
Bret Cooper	181	8	Buffalo	11/7/92
David Rhodes	131	5
Mark Whittemore	156	7	Western Kentucky	9/24/94
David Rhodes	132	6
David Rhodes	160	7	Troy	10/22/94
Todd Cleveland	108	3
Mark Nonsant	111	6	Illinois State	11/2/96
Rufus Hall	103	6
Siaha Burley	138	9	Mississippi State	10/25/97
Todd Cleveland	112	9
Mark Nonsant	117	7	Louisiana-Monroe	11/1/97
Charles Lee	100	3
Kenny Clark	120	6	Louisiana Tech	9/5/98
Mark Nonsant	102	6
Charles Lee	154	11	Eastern Illinois	9/12/98
Siaha Burley	119	9
Kenny Clark	139	6	Bowling Green	11/20/99
Charles Lee	108	10
Jimmy Fryzel	113	7	Western Michigan	10/12/02
Doug Gabriel	104	7

Players	Yards	Rec.	Opponent	Date
Doug Gabriel	206	12	Syracuse	11/2/02
Jimmy Fryzel	150	6
Mike Sims-Walker	105	9	South Carolina	9/1/05
Brandon Marshall	102	10
Mike Sims-Walker	157	10	Memphis	10/8/05
Brandon Marshall	133	4
Rocky Ross	135	6	Memphis	11/11/06
Mike Sims-Walker	131	6
Rannell Hall	142	8	South Carolina	9/28/13
Breshad Perriman	109	3
J.J. Worton	179	10	Temple	11/16/13
Rannell Hall	159	9
Tre'Quan Smith	161	6	Memphis	12/2/17
Dredrick Snelson	145	9
Dredrick Snelson	120	4	Memphis	12/1/18
Gabriel Davis	101	6
Gabriel Davis	164	9	ECU	10/19/19
Tre Nixon	103	3
Gabriel Davis	151	10	Pittsburgh	9/21/19
Tre Nixon	136	7
Marlon Williams	154	10	Georgia Tech	9/19/20
Jaylon Robinson	105	6
Jaylon Robinson	150	9	East Carolina	9/26/20
Marlon Williams	136	13
Marlon Williams	191	13	Memphis	10/17/20
Ryan O'Keefe	175	4
Jaylon Robinson	173	10
Jaylon Robinson	113	4	Temple	11/14/20
Marlon Williams	102	4

**team records****Single Game****Most Plays**

UCF	111	Eastern Kentucky, 10/19/85
Both Teams	201	Memphis, 10/17/20
Opponent	106	Western Illinois, 9/26/92

Most Net Yards

UCF	818	Gardner-Webb, 9/5/92
Both Teams	1,501	Memphis, 10/17/20
Opponent	771	Stephen F. Austin, 10/26/85

Highest Yards Per Play

UCF	12.9	Cincinnati, 10/7/17
Opponent	9.8	Cincinnati, 10/31/15

Single Season**Most Plays**

UCF	1,016	2007, 2019
Opponent	1,025	2007

Most Plays Per Game

UCF	85.9	2020
Opponent	81.9	1992

Fewest Plays

UCF	667	1982
Opponent	653	1989

Fewest Plays Per Game

UCF	64.1	2010
Opponent	61.0	2011

Most Total Yards

UCF	7,026	2019
Opponent	5,569	2015

Most Total Yards Per Game

UCF	568.1	2020
Opponent	491.8	2020

Fewest Total Yards

UCF	2,351	1982
Opponent	2,763	1989

Fewest Total Yards Per Game

UCF	229.5	2008
Opponent	255.5	1990

Highest Average Per Play

UCF	7.5	2017
Opponent	6.5	2015

Lowest Average Per Play

UCF	3.5	1982
Opponent	3.4	1979

individual records**TOTAL OFFENSE****Game**

1. Dillon Gabriel	650	10/17/20
2. McKenzie Milton	562	12/2/17
3. Ryan Schneider	501	9/13/03
4. Daunte Culpepper	480	11/1/97
5. Daunte Culpepper	479	9/12/98
6. Daunte Culpepper	467	10/24/98
Blake Bortles	467	11/16/13
8. Darin Slack	457	10/17/87
9. Dillon Gabriel	447	9/19/20
10. Ryan Schneider	443	11/2/02

Season

1. McKenzie Milton	4,650	2017
2. Daunte Culpepper	4,153	1998
3. Blake Bortles	3,853	2013
4. Dillon Gabriel	3,739	2020
5. Dillon Gabriel	3,731	2019
6. Ryan Schneider	3,681	2002
7. Daunte Culpepper	3,524	1997
8. Blake Bortles	3,344	2012
9. Vic Penn	3,246	1999
10. Justin Holman	3,141	2014

Career

1. Daunte Culpepper	12,432	1995-98
2. Ryan Schneider	10,703	2000-03
3. McKenzie Milton	9,761	2016-18
4. Darin Hinshaw	8,865	1991-94
5. Blake Bortles	8,159	2011-13
6. Dillon Gabriel	7,470	2019-20
7. Darin Slack	6,229	1984-87
8. Justin Holman	5,410	2013-16
9. Jeff Godfrey	5,200	2010-13
10. Dana Thyhsen	4,982	1982-84

AVERAGE ALL-PURPOSE YARDS**Season**

1. Kevin Smith	200.6	2007
2. Bernard Ford	180.7	1987
3. Doug Gabriel	160.1	2002
Todd Cleveland	153.2	1996
5. Marquette Smith	145.9	1995
6. Sean Beckton	145.3	1988
7. Ted Wilson	144.2	1984
8. Ted Wilson	139.0	1985
9. Willie English	136.5	1991
10. Marlon Williams	130.6	2020

Career (minimum two seasons)

1. Kevin Smith	142.3	2005-07
2. Marquette Smith	123.9	1994-95
3. Doug Gabriel	123.5	2001-02
4. Siaha Burley	115.5	1997-98
5. Ted Wilson	110.3	1983-86
6. Mark Whitemore	99.5	1991-94
7. Alex Haynes	98.1	2001-04
8. David Rhodes	94.5	1991-94
9. Bernard Ford	94.2	1985-87
10. Todd Cleveland	92.9	1994-97

ALL-PURPOSE YARDS**Game**

1. Kevin Smith	326	11/10/07
2. Doug Gabriel	324	11/2/02
3. Ted Wilson	311	10/13/84
4. Siaha Burley	295	10/24/98
5. Kevin Smith	284	12/1/07
6. Rannell Hall	277	11/16/13
7. Willie English	269	10/5/91
8. Latavius Murray	257	11/25/11
9. Bernard Ford	253	9/19/87
10. Bernard Ford	252	10/17/87

Season

1. Kevin Smith	2,809	2007
2. Doug Gabriel	1,921	2002
3. Rannell Hall	1,696	2013
4. Bernard Ford	1,627	1987
5. Marquette Smith	1,605	1995
6. Sean Beckton	1,599	1988
7. Ted Wilson	1,587	1984
8. Ted Wilson	1,529	1985
9. Willie English	1,502	1991
10. Siaha Burley	1,435	1998

Career

1. Ted Wilson	4,854	1983-86
2. Kevin Smith	4,679	2005-07
3. Rannell Hall	4,398	2011-14
4. Adrian Killins Jr.	4,361	2016-19
5. Mark Whitemore	4,282	1991-94
6. Alex Haynes	4,021	2001-04
7. Quincy McDuffie	4,014	2009-12
8. Otis Anderson	3,708	2017-20
9. David Rhodes	3,689	1991-94
10. Sean Beckton	3,652	1987-90

OPPONENT SINGLE GAME**ALL-PURPOSE YARDS****Most Plays**

43	Anthony Sherrell, EMU	11/8/03
----------	-----------------------------	---------

Most Yards Gained

363	Kyran Moore, Austin Peay ..	10/28/17
-----------	-----------------------------	----------

OPPONENT SINGLE GAME TOTAL OFFENSE**Most Plays**

80	Holton Ahlers, ECU	10/20/18
----------	--------------------------	----------

Most Total Yards Gained

605	Quinton Flowers, USF	11/24/17
-----------	----------------------------	----------

**team records****Single Game****Most Points**

UCF	73	Austin Peay, 10/28/17
Both Teams ..	117	Memphis, 12/2/17
Opponent ..	69	VMI, 9/25/82

Fewest Points

UCF	0	Eight times
.....	First time, Presbyterian, 10/27/79	
.....	Last time, UAB, 11/29/08	
Both Teams ..	3	Presbyterian, 9/12/81
Opponent ..	0	23 times
.....	First time, St. Leo, 9/22/79	
.....	Last time, Florida A&M, 8/29/19	

Points Scored in a Quarter

1st	31	Tulane, 11/20/10
2nd	31	Fort Lewis, 11/19/83
.....	31	Austin Peay, 10/28/17
.....	31	Florida A&M, 8/29/19
3rd	30	Louisiana Tech, 9/5/98
4th	30	Grand Valley State, 10/31/87

Points Scored in a Half

50 (first)		Akron, 11/3/01
------------------	--	----------------

Points Scored in a Quarter by Opponent

1st	28, by VMI	9/25/82
2nd	27, by Florida (2x) ..	9/11/99, 9/9/06
3rd	30, by Nicholls State ...	10/23/82
4th	22, by Kent State	10/4/97

Points Scored in a Half by Opponent

48 (first)		by Florida, 9/11/99
------------------	--	---------------------

Most Decisive Win

67-3		Grand Valley State, 10/31/87
------------	--	------------------------------

Most Decisive Loss

69-0		VMI, 9/25/82
------------	--	--------------

Most Touchdowns in a Game

UCF	10	Austin Peay, 10/28/17
Both Teams ..	15	Austin Peay, 10/28/17
.....	15	Memphis, 12/2/17
Opponent ..	10	VMI, 9/25/82

Most Touchdowns Rushing

UCF	8 ...	Charleston Southern, 9/3/11
Both Teams ..	10	VMI, 9/25/82
Opponent ..	10	VMI, 9/25/82

Most Touchdowns Passing

UCF	7	West Georgia, 10/17/87
Both Teams ..	11	Memphis, 10/17/20
Opponent ..	6	Stephen F. Austin, 10/26/85
.....	6	Kent State, 10/4/97
.....	6	Cincinnati, 10/31/15
.....	6	Memphis, 10/17/20

Most PATs

UCF	10	Austin Peay, 10/28/17
Both Teams ..	15	Memphis, 12/2/17
Opponent ..	9	VMI, 9/25/82

Most Field Goals

UCF	4	Savannah State, 10/10/81
.....	4	Bethune-Cookman, 9/7/85
.....	4	Bethune-Cookman, 9/6/86
.....	4	Alabama, 10/28/01
.....	4	UAB, 11/12/05
.....	4	East Carolina, 12/4/14
.....	4	S.C. State, 9/3/16
Both Teams ..	8	Southern Miss, 11/12/11
Opponent ..	5	Southern Miss, 11/12/11

individual records**TOUCHDOWNS SCORED****Game**

1. Bernard Ford	4	10/24/87
Bret Cooper	4	11/7/92
David Rhodes	4	11/6/93
Mike Grant	4	9/20/97
Alex Haynes	4	9/22/01
Doug Gabriel	4	11/30/02
Kevin Smith	4	10/20/07
Kevin Smith	4	11/10/07
Kevin Smith	4	12/1/07
Tre'Quan Smith	4	10/7/17
Darriel Mack Jr.	4	12/1/18

Season

1. Kevin Smith	30	2007
2. Latavius Murray	19	2012
3. Storm Johnson	17	2013
4. Bret Cooper	15	1992
5. Marquette Smith	14	1995
Mike Grant	14	1997
Brynn Harvey	14	2009
Tre'Quan Smith	14	2017
9. David Rhodes	13	1993
Willie English	13	1991
Tyson Hinshaw	13	2000

Career

1. Kevin Smith	46	2005-07
2. Latavius Murray	44	2008-12
3. Willie English	38	1989-93
4. Adrian Killins Jr.	34	2016-19
5. Greg McCrae	30	2017-20
6. David Rhodes	29	1991-94
7. Alex Haynes	28	2001-04
8. Otis Anderson	27	2017-20
9. Jeff Godfrey	26	2010-13
10. Gerod Davis	25	1992-95

TEAM SCORING RECORDS**Single Season****Most Points**

UCF	627	2017
Opponent ..	452	2015

Most Touchdown Passes

UCF	38	2017
Opponent ..	31	2015

Fewest PAT Kicks Att.

UCF	12	1981
Opponent ..	14	1981

Most Points Per Game

UCF	48.2	2017
Opponent ..	37.7	2015

Fewest Touchdown Passes

UCF	4	1981
Opponent ..	5	1981, '87

Most Two-Point Conv. Made

UCF	5	1984
Opponent ..	4	2020

Fewest Points

UCF	109	1982
Opponent ..	130	1981

Punt Returns For Touchdown

UCF	3	1991
Opponent ..	3	1984

Most Field Goals Made

UCF	22	2005, '07
Opponent ..	22	2007

Fewest Points Per Game

UCF	10.9	1982
Opponent ..	13.0	1981

Kick Returns For Touchdown

UCF	3	1994, '12
Opponent ..	2	2009

Fewest Field Goals Made

UCF	6	1982, '84
Opponent ..	3	1981, '95

Highest Scoring Differential

UCF	+22.9	2017
Opponent ..	+24.7	1982

Interception Returns For TD

UCF	5	2010
Opponent ..	3	2002, '03

Most Field Goals Attempted

UCF	34	2005
Opponent ..	28	2007

Most Touchdowns

UCF	84	2017
Opponent ..	57	2015

Fumble Returns For TD

UCF	1	Many Times
Opponent ..	2	2002, '11

Fewest FG Attempted

UCF	10	1984
Opponent ..	9	1995, '98

Fewest Touchdowns

UCF	13	1981, '82
Opponent ..	18	1981, '87

Most PAT Kicks Made

UCF	80	2017
Opponent ..	51	2015

Most Safeties

UCF	2	1998, '07
Opponent ..	2	1987, '95, '03, '15

Most Rushing Touchdowns

UCF	43	2018
Opponent ..	30	1984, '85

Fewest PAT Kicks Made

UCF	8	1981
Opponent ..	11	1981

Fewest Rushing Touchdowns

UCF	4	2015
Opponent ..	9	1981, '89, '10, '11

Most PAT Kicks Attempted

UCF	81	2017
Opponent ..	51	2015



POINTS KICKING

Game

1. Scott Ryerson.....	17	10/10/81
2. Ed O'Brien.....	16	10/24/87
Javier Beorlegui.....	16	10/28/00
4. Ed O'Brien.....	15	9/7/85
Franco Grilla.....	15	9/5/92
6. Ed O'Brien.....	14	9/6/86
Fred Waczewski.....	14	9/5/98
Matt Prater.....	14	11/16/02
Michael Torres.....	14	11/11/06
Michael Torres.....	14	10/20/07
Michael Torres.....	14	12/1/07
Nick Cattoi.....	14	10/3/09
Shawn Moffitt.....	14	10/26/13
Shawn Moffitt.....	14	12/4/14
Matthew Wright.....	14	9/3/16
Matthew Wright.....	14	12/2/17

Season

1. Matthew Wright.....	119	2017
2. Dylan Barnas.....	114	2019
3. Shawn Moffitt.....	112	2013
4. Michael Torres.....	110	2007
Matthew Wright.....	110	2018
6. Matthew Wright.....	90	2016
7. Charlie Pierce.....	89	1994
Shawn Moffitt.....	89	2012
9. Franco Grilla.....	88	1990
10. Ed O'Brien.....	87	1987
Charlie Pierce.....	87	1993

Career

1. Matthew Wright.....	375	2015-18
2. Shawn Moffitt.....	314	2011-14
3. Charlie Pierce.....	297	1993-96
4. Franco Grilla.....	285	1989-92
5. Ed O'Brien.....	263	1984-87
6. Matt Prater.....	258	2002-05
7. Nick Cattoi.....	225	2008-11
8. Javier Beorlegui.....	207	1998-01
9. Michael Torres.....	186	2006-07
10. Fred Waczewski.....	144	1997-98

POINTS SCORED

Game

1. Bernard Ford.....	24	10/24/87
Bret Cooper.....	24	11/7/92
David Rhodes.....	24	11/6/93
Mike Grant.....	24	9/20/97
Alex Haynes.....	24	9/22/01
Doug Gabriel.....	24	11/30/02
Kevin Smith.....	24	10/20/07
Kevin Smith.....	24	11/10/07
Kevin Smith.....	24	12/1/07
Tre'Quan Smith.....	24	10/7/17
Darriel Mack Jr.....	24	12/1/18

Season

1. Kevin Smith.....	180	2007
2. Matthew Wright.....	119	2017
3. Latavius Murray.....	114	2012
Dylan Barnas.....	114	2019
5. Shawn Moffitt.....	112	2013
6. Michael Torres.....	110	2007
Matthew Wright.....	110	2018
8. Storm Johnson.....	102	2013
9. Bret Cooper.....	90	1992
Matthew Wright.....	90	2016

Career

1. Matthew Wright.....	375	2015-18
2. Shawn Moffitt.....	314	2011-14
3. Charlie Pierce.....	297	1993-96
4. Franco Grilla.....	285	1989-92
5. Kevin Smith.....	276	2005-07
6. Latavius Murray.....	264	2008-12
7. Ed O'Brien.....	263	1984-87
8. Matt Prater.....	258	2002-05
9. Willie English.....	228	1989-93
10. Nick Cattoi.....	225	2008-11

TOUCHDOWNS RESPONSIBLE FOR

Game

1. Darin Slack.....	7	10/17/87
Daunte Culpepper.....	7	9/12/98
3. Darin Hinshaw.....	6	11/6/93
Daunte Culpepper.....	6	11/1/97
Daunte Culpepper.....	6	9/5/98
Ryan Schneider.....	6	11/9/02
McKenzie Milton.....	6	12/2/17
McKenzie Milton.....	6	9/21/18
McKenzie Milton.....	6	9/29/18
Darriel Mack Jr.....	6	12/1/18
Dillon Gabriel.....	6	10/17/20

Season

1. McKenzie Milton.....	45	2017
Daunte Culpepper.....	40	1998
3. McKenzie Milton.....	34	2018
Dillon Gabriel.....	34	2020
5. Darin Hinshaw.....	33	1994
Ryan Schneider.....	33	2002
Blake Bortles.....	33	2012
Dillon Gabriel.....	33	2019
9. Darin Hinshaw.....	31	1993
Blake Bortles.....	31	2013

Career

1. Daunte Culpepper.....	108	1995-98
2. Darin Hinshaw.....	93	1991-94
3. Ryan Schneider.....	93	2000-03
4. McKenzie Milton.....	92	2016-18
5. Blake Bortles.....	71	2011-13
6. Dillon Gabriel.....	67	2019-20
7. Darin Slack.....	53	1984-87
8. Dana Thyhsen.....	46	1982-84
Kevin Smith.....	46	2005-07
10. Willie English.....	40	1989-93

OPPONENT SINGLE GAME
SCORING RECORDS

Most Points Scored

30.... Lee Suggs, Virginia Tech.....11/11/00

Most Touchdowns Scored

5..... Lee Suggs, Virginia Tech..... 11/11/00





FIELD GOALS MADE

Game

1. Scott Ryerson	4	10/10/81
Ed O'Brien	4	9/7/85
Ed O'Brien	4	9/6/86
Charlie Pierce	4	11/12/94
Javier Beorlegui	4	10/28/00
Matt Prater	4	11/16/02
Matt Prater	4	11/12/05
Michael Torres	4	11/11/06
Nick Cattoi	4	10/3/09
Shawn Moffitt	4	10/4/12
Shawn Moffitt	4	12/4/14
Matthew Wright	4	9/3/16

Season

1. Shawn Moffitt	21	2013
2. Michael Torres	20	2007
3. Scott Ryerson	18	1981
4. Ed O'Brien	17	1987
Matt Prater	17	2005
Michael Torres	17	2006
Shawn Moffitt	17	2014
Matthew Wright	17	2016
9. Ed O'Brien	16	1986
Franco Grilla	16	1990

Career

1. Matthew Wright	55	2015-18
2. Shawn Moffitt	53	2011-14
3. Ed O'Brien	50	1984-87
Matt Prater	50	2002-05
5. Franco Grilla	47	1989-92
6. Charlie Pierce	46	1993-96
7. Nick Cattoi	39	2008-11
8. Michael Torres	37	2006-07
9. Matt Prater	33	2002-05
10. Scott Ryerson	32	1980-83
Javier Beorlegui	32	1998-01

CONSECUTIVE FIELD GOALS MADE

1. Michael Torres	16	10/20/07-12/29/07
2. Charlie Pierce	12	9/25-10/30/93
Shawn Moffitt	12	12/21/12-11/9/13
4. Matt Prater	11	11/18/03-9/18/04
5. Javier Beorlegui	10	9/23/00-9/1/01
6. Charlie Pierce	9	10/15-11/19/94
Shawn Moffitt	9	11/3/11-10/13/12
Dylan Barnas	9	9/14/19-11/23/19
9. Franco Grilla	8	9/22-10/20/90
Michael Torres	8	11/4-11/18/06
Matthew Wright	8	9/1-10/17/15

FIELD GOALS ATTEMPTED

Game

1. Scott Ryerson	8	11/7/81
2. Shawn Moffitt	6	12/4/14
3. Scott Ryerson	5	10/3/81
Scott Ryerson	5	10/10/81
Travis Allen	5	10/8/88
Matt Prater	5	11/2/02
Matt Prater	5	11/12/05

Season

1. Scott Ryerson	29	1981
2. Ed O'Brien	26	1987
3. Michael Torres	24	2006
Michael Torres	24	2007
5. Shawn Moffitt	23	2013
Shawn Moffitt	23	2014
7. Matthew Wright	22	2016
8. Ed O'Brien	21	1986
Franco Grilla	21	1990
Franco Grilla	21	1991
Matt Prater	21	2002

Career

1. Ed O'Brien	77	1984-87
2. Matt Prater	74	2002-05
3. Franco Grilla	71	1989-92
Matthew Wright	71	2015-18
5. Shawn Moffitt	69	2011-14
6. Charlie Pierce	61	1993-96
7. Nick Cattoi	60	2008-11
7. Scott Ryerson	54	1980-83
9. Javier Beorlegui	50	1998-01
8. Michael Torres	48	2006-07
10. Matthew Wright	39	2015-16

FIELD GOAL PERCENTAGE

Season (minimum 10 attempts)

1. Shawn Moffitt913 (21/23)	2013
2. Dylan Barnas882 (15/17)	2019
3. Charlie Pierce875 (14/16)	1994
4. Matthew Wright857 (12/14)	2018
5. Michael Torres833 (20/24)	2007
6. Fred Waczewski813 (13/16)	1997
7. Charlie Pierce778 (14/18)	1993
Javier Beorlegui778 (14/18)	2000
9. Matthew Wright773 (17/22)	2016
10. Matt Prater769 (10/13)	2003

Career (minimum 2 years/20 attempts)

1. Matthew Wright775 (55/71) ..	2015-18
2. Michael Torres771 (37/48) ..	2006-07
3. Shawn Moffitt768 (53/69) ..	2011-14
4. Charlie Pierce754 (46/61) ..	1993-96
5. Fred Waczewski677 (21/31) ..	1997-98
6. Matt Prater676 (50/74) ..	2002-05
7. Franco Grilla662 (47/71) ..	1989-92
8. Nick Cattoi650 (39/60) ..	2008-11
9. Ed O'Brien649 (50/77) ..	1984-87
10. Javier Beorlegui640 (32/50) ..	1998-01



**LONGEST FIELD GOAL MADE**

1. Ed O'Brien.....	55.....	9/7/85
2. Scott Ryerson.....	54.....	10/10/81
Darin Daly.....	54.....	10/26/08
3. Matt Prater.....	53.....	8/31/02
4. Ed O'Brien.....	52.....	11/10/84
Scott Ryerson.....	52.....	11/7/81
Charlie Pierce.....	52.....	9/28/96
7. Five players tied.....	51.....	
.....last Michael Torres, 11/04/06		

FIELD GOALS MADE 50 YARDS OR MORE**Game**

1. Scott Ryerson.....	2.....	10/10/81
-----------------------	--------	----------

Season

1. Scott Ryerson.....	4.....	1981
2. Scott Ryerson.....	2.....	1983
3. Scott Ryerson.....	1.....	1982
Ed O'Brien.....	1.....	1984
Ed O'Brien.....	1.....	1985
Ed O'Brien.....	1.....	1986
Franco Grilla.....	1.....	1990
Charlie Pierce.....	1.....	1996
Fred Waczewski.....	1.....	1997
Matt Prater.....	1.....	2002
Matt Prater.....	1.....	2004
Michael Torres.....	1.....	2006
Darin Daly.....	1.....	2008
Nick Cattoi.....	1.....	2009
Shawn Moffitt.....	1.....	2013
Matthew Wright.....	1.....	2016
Dylan Barnas.....	1.....	2019

Career

1. Scott Ryerson.....	7.....	1980-83
2. Ed O'Brien.....	3.....	1984-87
3. Matt Prater.....	2.....	2002-05
4. Franco Grilla.....	1.....	1989-92
Charlie Pierce.....	1.....	1993-96
Fred Waczewski.....	1.....	1995-98
Michael Torres.....	1.....	2006-07
Nick Cattoi.....	1.....	2008-11
Shawn Moffitt.....	1.....	2011-13
Matthew Wright.....	1.....	2015-18
Dylan Barnas.....	1.....	2017-19

PATS MADE**Game**

1. Matthew Wright.....	10.....	10/28/17
2. Ed O'Brien.....	9.....	11/15/86
Franco Grilla.....	9.....	11/17/90
Franco Grilla.....	9.....	11/7/92
Javier Beorlegui.....	9.....	10/13/01
Matthew Wright.....	9.....	10/14/17
Dylan Barnas.....	9.....	10/26/19
8. Scott Ryerson.....	8.....	11/19/83
Ed O'Brien.....	8.....	10/31/87
Charlie Pierce.....	8.....	9/24/94
Fred Waczewski.....	8.....	9/5/98
Shawn Moffitt.....	8.....	10/26/13
Matthew Wright.....	8.....	12/2/17
Matthew Wright.....	8.....	8/30/18
Matthew Wright.....	8.....	9/21/18
Matthew Wright.....	8.....	12/1/18

Season

1. Matthew Wright.....	80.....	2017
2. Matthew Wright.....	74.....	2018
3. Dylan Barnas.....	69.....	2019
4. Shawn Moffitt.....	59.....	2012
5. Michael Torres.....	50.....	2007
6. Shawn Moffitt.....	49.....	2013
7. Charlie Pierce.....	47.....	1994
Nick Cattoi.....	47.....	2010
9. Daniel Obarski.....	46.....	2020
10. Franco Grilla.....	45.....	1992
Charlie Pierce.....	45.....	1993

Career

1. Matthew Wright.....	210.....	2015-18
2. Charlie Pierce.....	159.....	1993-96
3. Shawn Moffitt.....	155.....	2011-14
4. Franco Grilla.....	142.....	1989-92
5. Matthew Wright.....	136.....	2015-17
6. Ed O'Brien.....	112.....	1984-87
7. Javier Beorlegui.....	111.....	1998-01
7. Matt Prater.....	108.....	2002-05
Nick Cattoi.....	108.....	2008-11
9. Fred Waczewski.....	78.....	1997-98
10. Michael Torres.....	75.....	2006-07

PATS ATTEMPTED**Game**

1. Matthew Wright.....	10.....	10/28/17
2. Ed O'Brien.....	9.....	11/15/86
Franco Grilla.....	9.....	11/7/92
Franco Grilla.....	9.....	11/17/90
Javier Beorlegui.....	9.....	10/13/01
Matthew Wright.....	9.....	10/14/17
Dylan Barnas.....	9.....	10/26/19
8. Tom Hungerford.....	8.....	9/20/80
Scott Ryerson.....	8.....	11/19/83
Ed O'Brien.....	8.....	10/31/87
Charlie Pierce.....	8.....	9/24/94
Fred Waczewski.....	8.....	9/5/98
Shawn Moffitt.....	8.....	10/27/12
Shawn Moffitt.....	8.....	10/26/13
Matthew Wright.....	8.....	12/2/17
Matthew Wright.....	8.....	8/30/18
Matthew Wright.....	8.....	9/21/18
Matthew Wright.....	8.....	12/1/18
Daniel Obarski.....	8.....	11/27/20

Season

1. Matthew Wright.....	81.....	2017
2. Matthew Wright.....	74.....	2018
3. Dylan Barnas.....	70.....	2019
4. Shawn Moffitt.....	64.....	2012
5. Michael Torres.....	51.....	2007
6. Nick Cattoi.....	50.....	2010
7. Shawn Moffitt.....	49.....	2013
Daniel Obarski.....	49.....	2020
9. Charlie Pierce.....	47.....	1993
Charlie Pierce.....	47.....	1994
Matt Prater.....	47.....	2002

Career

1. Matthew Wright.....	213.....	2015-18
2. Charlie Pierce.....	163.....	1993-96
3. Shawn Moffitt.....	160.....	2011-14
4. Franco Grilla.....	148.....	1989-92
5. Ed O'Brien.....	118.....	1984-87
6. Javier Beorlegui.....	117.....	1998-01
Matt Prater.....	117.....	2002-05
8. Nick Cattoi.....	114.....	2008-11
9. Fred Waczewski.....	84.....	1997-98
10. Michael Torres.....	76.....	2006-07

CONSECUTIVE PATS MADE

1. Matthew Wright.....	154.....	2017-18
2. Franco Grilla.....	103.....	1990-92
3. Charlie Pierce.....	81.....	1993-94
Shawn Moffitt.....	81.....	2012-14
5. Michael Torres.....	67.....	2006-07
6. Javier Beorlegui.....	60.....	1999-00
7. Dylan Barnas.....	57.....	2019
8. Ed O'Brien.....	52.....	1986-87
9. Javier Beorlegui.....	40.....	2001

PERCENTAGE OF PATS MADE**Season (minimum 25 attempts)**

1. Ed O'Brien.....	1.000 (30/30).....	1987
Franco Grilla.....	1.000 (31/31).....	1991
Franco Grilla.....	1.000 (45/45).....	1992
Charlie Pierce.....	1.000 (47/47).....	1994
Michael Torres.....	1.000 (25/25).....	2006
Shawn Moffitt.....	1.000 (49/49).....	2013
Shawn Moffitt.....	1.000 (30/30).....	2014
Matthew Wright.....	1.000 (74/74).....	2018
9. Dylan Barnas.....	.986 (69/70).....	2019
10. Michael Torres.....	.980 (50/51).....	2007

Career (minimum 2 years/50 attempts)

1. Michael Torres.....	.987 (75/76).....	2006-07
2. Matthew Wright.....	.986 (210/213).....	2015-18
3. Charlie Pierce.....	.975 (159/163).....	1993-96
4. Shawn Moffitt.....	.969 (155/160).....	2011-14
5. Matthew Wright.....	.966 (56/58).....	2015-16
6. Franco Grilla.....	.959 (142/148).....	1989-92
7. Ed O'Brien.....	.949 (112/118).....	1984-87
Javier Beorlegui.....	.949 (111/117).....	1998-01
9. Nick Cattoi.....	.947 (108/114).....	2008-11
10. Fred Waczewski.....	.929 (78/84).....	1997-98

OPPONENT SINGLE GAME**KICKING RECORDS****Most Field Goals**

5.....	Danny Hrapmann, Southern Miss	11/12/11
--------	-------------------------------	----------

Most Field Goals Attempted

5.....	3 Times
--------	---------

Longest Field Goal

64.....	Jose Martinez, UTEP	9/7/08
---------	---------------------	--------

Most PATs

8.....	Pat Tyler, VMI	9/25/82
8.....	Rick Wilson, Stephen F. Austin	10/26/85
8.....	Ty Cummings, Houston	10/24/15



team records

Single Game

Most Punts

UCF	11.....	USF, 10/13/07
.....	11.....	Ark State, 12/17/16
Both Teams.....	23.....	Ark State, 12/17/16
Opponent	13.....	Florida A&M, 8/29/19

Most Punting Yards

UCF	463.....	USF, 10/13/07
Both Teams.....	904.....	Ark State, 12/17/16
Opponent	618.....	Florida A&M, 8/29/19

Highest Avg. Per Punt (min. 5 punts)

UCF	55.7	Virginia Tech, 8/31/03
Opponent	53.8	SE Louisiana, 9/17/83

Single Season

Most Punts

UCF	90.....	2008
Opponent	93.....	2019

Most Punts Per Game

UCF	7.8.....	1982
Opponent	7.2.....	2019

Fewest Punts

UCF	27.....	1998
Opponent	43.....	2006

Fewest Punts Per Game

UCF	2.5.....	1998
Opponent	3.6.....	2006

Most Yards Punting

UCF	3,560	2008
Opponent	4,043	2019

Fewest Yards Punting

UCF	982.....	1998
Opponent	1,779	1993

Highest Yards Per Punt

UCF	46.1	2003
Opponent	45.5	2020

Lowest Yards Per Punt

UCF	32.1	1991
Opponent	33.7	1986

OPPONENT SINGLE GAME

PUNTING RECORDS

Most Punts

12.....	Skip Shelton, Nicholls State ..	10/17/92
12.....	Will Johnson, Miles.....	10/3/81
12.....	Damon Foncham, Ark St.....	12/17/16

Most Yards Punting

533....	Chris Faddoul, Florida A&M ..	8/29/19
---------	-------------------------------	---------

Highest Average Yards Per Punt

(min. 5 punts)

53.8..	Bret Wright, SE Louisiana	9/17/83
--------	---------------------------------	---------

Longest Punt

73.....	Andy Pollock, Bowling Green ..	11/16/96
---------	--------------------------------	----------

individual records

LONGEST PUNT

1. Glenn McCombs ..	77.....	10/29/83
2. Matt Prater	74.....	10/11/03
3. Matt Prater	71.....	8/31/03
Caleb Houston	71.....	10/5/13
Andrew Osteen	71.....	9/21/19
6. Caleb Houston	70.....	10/1/16
7. Charlie Pierce	70.....	10/30/93
Blake Clingan.....	70.....	11/7/09
9. Charlie Pierce	69.....	11/18/95
Mac Loudermilk.....	69.....	11/11/17

PUNTS

Game

1. Blake Clingan.....	11.....	10/13/07
Blake Clingan.....	11.....	10/11/08
3. Doug Friedlander	10.....	10/17/81
Charlie Pierce	10.....	9/14/96
Caleb Houston	10.....	11/19/15
Caleb Houston	10.....	12/17/16
7. Doug Friedlander	9.....	9/11/82
Doug Friedlander	9.....	9/18/82
Dana Thyhsen	9.....	10/2/82
Dana Thyhsen	9.....	10/30/82
Glenn McCombs	9.....	10/29/83
Glenn McCombs	9.....	9/8/84
Glenn McCombs	9.....	9/29/84
Ed O'Brien	9.....	11/3/84
Aaron Horne	9.....	9/9/06
Jim Hogan	9.....	10/26/85
Jim Hogan	9.....	10/11/86
Javier Beorlegui.....	9.....	9/2/00
Aaron Horne	9.....	10/30/04
Aaron Horne	9.....	11/6/04
Blake Clingan.....	9.....	9/6/08
Blake Clingan.....	9.....	10/26/08
Jamie Boyle	9.....	9/29/12
Jamie Boyle	9.....	11/17/12
Caleb Houston	9.....	11/12/16
Caleb Houston	9.....	11/19/16

Season

1. Blake Clingan.....	88.....	2008
2. Caleb Houston	74.....	2016
3. Aaron Horne	66.....	2004
4. Blake Clingan.....	65.....	2009
Caleb Houston	65.....	2015
6. Jamie Boyle	60.....	2012
7. Blake Clingan.....	59.....	2007
8. Matt Prater	58.....	2003
9. Andrew Osteen	57.....	2019
10. Caleb Houston	54.....	2014

Career

1. Blake Clingan.....	251.....	2007-10
2. Caleb Houston	234.....	2013-16
3. Charlie Pierce	173.....	1993-96
4. Aaron Horne	162.....	2004-06
5. Javier Beorlegui.....	151.....	1998-01
6. Russ Salerno.....	112.....	1989-91
7. Mac Loudermilk.....	108.....	2015-18
8. Glenn McCombs	100.....	1983-84
9. Andrew Osteen	97.....	2019-20
10. Jim Hogan	89.....	1985-86

PUNT YARDAGE

Game

1. Blake Clingan.....	463.....	10/13/07
2. Charlie Pierce	449.....	9/14/96
Caleb Houston	449.....	11/19/15
4. Caleb Houston	440.....	12/17/16
5. Glenn McCombs	431.....	9/8/84
6. Matt Prater	419.....	11/1/03
7. Glenn McCombs	418.....	10/29/83
Blake Clingan.....	418.....	10/11/08
9. Caleb Houston	414.....	11/12/16
10. Javier Beorlegui.....	409.....	9/2/00

Season

1. Blake Clingan.....	3,560.....	2008
2. Caleb Houston	3,117.....	2016
3. Caleb Houston	2,874.....	2015
4. Matt Prater	2,781.....	2003
5. Aaron Horne	2,554.....	2004
6. Jamie Boyle	2,434.....	2012
7. Blake Clingan.....	2,422.....	2009
8. Andrew Osteen	2,408.....	2019
9. Blake Clingan.....	2,404.....	2007
10. Aaron Horne	2,197.....	2005

Career

1. Blake Clingan.....	10,017	2007-10
2. Caleb Houston	9,826.....	2013-16
3. Charlie Pierce	7,111.....	1993-96
4. Aaron Horne	6,493.....	2004-06
5. Javier Beorlegui.....	6,209.....	1998-01
6. Mac Loudermilk.....	4,528.....	2015-18
7. Andrew Osteen	4,164.....	2019-20
8. Glenn McCombs	4,123.....	1983-84
9. Russ Salerno.....	3,852.....	1989-91
10. Jim Hogan	3,384.....	1985-86

AVERAGE YARDAGE PER PUNT

Game (minimum 5 punts)

1. Matt Prater	57.6 (403/7) ..	10/11/03
2. Matt Prater	55.7 (334/6) ..	8/31/03
3. Andrew Osteen	53.4 (267/5) ..	9/21/19
4. Matt Prater	52.4 (419/8) ..	11/1/03
5. Caleb Houston	52.2 (313/6) ..	10/5/13
6. Mac Loudermilk	50.0 (350/7) ..	10/24/15
7. Glenn McCombs	49.6 (347/7) ..	11/5/83
8. Caleb Houston	49.2 (295/6) ..	9/12/15
9. Charlie Pierce	49.0 (245/5) ..	10/30/93
10. Matt Prater	48.8 (244/5) ..	11/19/03

Season (minimum 25 punts)

1. Matt Prater	47.9 (58/2,781) ..	2003
2. Caleb Houston	44.2 (65/2,874) ..	2015
3. Charlie Pierce	44.1 (49/2,159) ..	1996
4. Andrew Osteen	43.9 (40/1,756) ..	2020
5. Marek Butcher	43.9 (49/2,149) ..	1997
6. Javier Beorlegui.....	43.5 (46/2,001) ..	2001
7. Mac Loudermilk.....	43.4 (47/2,042) ..	2018
8. Aaron Horne	42.3 (52/2,197) ..	2005
9. Caleb Houston	42.2 (41/1,732) ..	2013
10. Caleb Houston	42.1 (74/3,117) ..	2016

Career (minimum 2 years/50 punts)

1. Matt Prater	47.6 (64/3,044) ..	2002-05
2. Andrew Osteen ..	42.9 (97/4,164) ..	2019-20
3. Caleb Houston	42.0 (234/9,826) ..	2013-16
4. Mac Loudermilk ..	41.9 (108/4,528) ..	2015-18
5. Glenn McCombs ..	41.2 (100/4,123) ..	1983-84
6. Charlie Pierce	41.1 (173/7,111) ..	1993-96
7. Javier Beorlegui.....	41.1 (151/6,209) ..	1998-01
8. David Bohner	40.7 (50/2,033) ..	2010-11
9. Aaron Horne	40.1 (162/6,493) ..	2004-06
10. Blake Clingan	39.9 (251/10,017) ..	2007-10

**team records****Single Game****Most Punts Returned**

UCF	8	NW Missouri St., 10/24/87
Both Teams ..	11	Alabama A&M, 10/17/81
.....	11	SE Louisiana, 9/18/82
.....	11	Ark State, 12/16/17
Opponent	9	Alabama A&M, 10/17/81

Most Punt Return Yards

UCF	158	NW Missouri St., 10/24/87
Both Teams ...	176	Alabama A&M, 10/17/81
Opponent	155	Alabama A&M, 10/17/81

Most Kicks Returned

UCF	11	Nicholls State, 10/23/82
Both Teams ...	16	Memphis 12/2/17
Opponent	11 ..	Grand Valley State, 10/31/87

Most Kick Return Yards

UCF	240	East Carolina, 10/6/07
Both Teams ...	436	East Carolina, 10/6/07
Opponent	238	Austin Peay, 10/28/17

Single Season**Most Punts Returned**

UCF	38	1990
Opponent	39	1982

Fewest Punts Returned

UCF	9	2020
Opponent	6	2017

Most Yards Returned

UCF	463	2005
Opponent	449	1984

Fewest Yards Returned

UCF	15	1983
Opponent	32	2009

Highest Average Per Punt Return

UCF	16.5	2005
Opponent	14.6	2011

Lowest Average Per Punt Return

UCF	-0.8	1983
Opponent	2.3	2009

Most Kick Returns

UCF	65	2015
Opponent	89	2007

Fewest Kick Returns

UCF	15	2020
Opponent	24	1982

Most Kick Return Yds

UCF	1,492	2015
Opponent	1,822	2007

Fewest Kick Return Yds

UCF	302	2019
Opponent	532	1989

Highest Avg. Per Kick Return

UCF	27.8	2010
Opponent	25.3	2001

Lowest Avg. Per Kick Return

UCF	15.4	2000
Opponent	13.0	1989

individual records**PUNT RETURNS****Game**

1. Sean Beckton	8	10/24/87
2. Mike Dickinson	7	10/27/90
Mike Dickinson	7	11/16/91
4. Neil Beasley	6	11/15/86
Mike Dickinson	6	9/15/90
Mike Dickinson	6	9/29/90
Mike Dickinson	6	8/31/91
Todd Cleveland	6	10/11/97
Joe Burnett	6	12/1/07
Joe Burnett	6	10/11/08
Rocky Ross	6	9/5/09
Otis Anderson	6	8/29/19

Season (Punt Returns)

1. Mike Dickinson	32	1990
2. Mike Dickinson	31	1991
Joe Burnett	31	2007
4. Joe Burnett	28	2005
5. Joe Burnett	26	2008
Chris Johnson	26	2016
7. Asante Samuel	25	2000
J.J. Worton	25	2012
9. Todd Cleveland	22	1997
10. Siahia Burley	21	1998
Otis Anderson	21	2019

Career

1. Joe Burnett	96	2005-08
2. Mike Dickinson	85	1989-92
3. J.J. Worton	72	2011-14
4. Asante Samuel	63	1999-02
5. Mark Whittemore	43	1991-94
6. Tavaris Capers	40	2001-04
7. Otis Anderson	39	2017-20
8. Todd Cleveland	35	1994-97
9. Chris Johnson	34	2015-17
10. Sean Beckton	27	1987-90
Josh Robinson	27	2009-11

LONGEST PUNT RETURN

1. Siahia Burley	91 (TD)	11/21/98
2. Otis Anderson	87 (TD)	9/21/19
3. Mike Dickinson	86 (TD)	8/31/91
4. Joe Burnett	83 (TD)	12/1/07
5. Neil Beasley	72 (TD)	11/15/86
6. Mike Dickinson	70 (TD)	9/28/91
Mark Whittemore ..	70 (TD)	10/15/94
8. Joe Burnett	68 (TD)	12/3/05

PUNT RETURN YARDAGE**Game**

1. Sean Beckton	158	10/24/87
2. Siahia Burley	125	11/21/98
3. Mike Hughes	118	10/14/17
4. Mike Dickinson	100	8/31/91
5. Mike Dickinson	100	11/16/91
6. Neil Beasley	94	11/15/86
7. Todd Cleveland	94	10/19/96
8. Rocky Ross	91	9/5/09
9. Otis Anderson	87	9/21/19
10. Sean Beckton	84	11/17/90

Season

1. Joe Burnett	463	2005
2. Joe Burnett	378	2008
3. Mike Dickinson	387	1991
4. Joe Burnett	331	2007
5. Josh Robinson	304	2010
6. Siahia Burley	293	1998
7. Otis Anderson	277	2019
8. J.J. Worton	266	2012
9. Asante Samuel	233	2002
Mike Hughes	233	2017

Career

1. Joe Burnett	1,304	2005-08
2. J.J. Worton	740	2011-14
3. Mike Dickinson	717	1989-92
4. Asante Samuel	673	1999-02
5. Otis Anderson	478	2017-20
6. Mark Whittemore ..	420	1991-94
7. Tavaris Capers	372	2001-04
8. Josh Robinson	355	2009-11
9. Sean Beckton	314	1987-90
10. Todd Cleveland	307	1994-97

AVERAGE PER PUNT RETURN**Game (minimum of 5 returns)**

1. Sean Beckton	19.8 (158/8)...	10/24/87
2. Mike Dickinson	16.7 (100/6)....	8/31/91
3. Neal Beasley	15.7 (94/6)....	11/15/86
4. Joe Burnett	15.2 (76/5)....	9/22/07
5. Rocky Ross	15.1 (91/6)....	9/5/09
6. John Scargle	14.6 (73/5)....	11/7/81
7. Mike Dickinson	14.3 (100/7)...	11/16/91

Season (minimum of 15 returns)

1. Joe Burnett	16.5 (463/28)...	2005
2. Josh Robinson	15.2 (304/20)...	2010
3. Joe Burnett	14.5 (378/26)...	2008
4. Siahia Burley	14.0 (293/21)...	1998
5. Otis Anderson	13.2 (277/21)...	2019
6. Mike Dickinson	12.5 (387/31)...	1981
7. Asante Samuel	12.3 (233/19)...	2002
8. Sean Beckton	12.2 (208/17)...	1987
9. Otis Anderson	11.9 (178/15)...	2018
10. Mark Whittemore ..	10.8 (216/20)...	1994

Career (minimum 2 years/20 returns)

1. Siahia Burley	14.0 (293/21)...	1997-98
2. Joe Burnett	13.6 (1,304/96)...	2005-08
3. Josh Robinson	13.1 (355/27)...	2009-11
4. Otis Anderson	12.3 (478/39)...	2017-20
5. Sean Beckton	11.6 (314/27)...	1987-90
6. A.J. Guyton	10.9 (228/21)...	2007-11
7. Tim Kiggins	10.7 (236/22)...	1979-80
Asante Samuel	10.7 (673/63)...	1999-02
9. J.J. Worton	10.3 (740/72)...	2011-14
10. Mark Whittemore ..	9.8 (420/43)....	1991-94

PUNT RETURN TOUCHDOWNS**Game**

1. Jeff Farmer	1 (30 yds)* ..	10/20/84
David Alls	1 (11 yds)* ..	11/1/86
Neil Beasley	1 (72 yds) ..	11/15/86
Eric Jones	1 (5 yds)* ..	11/18/85
Sean Beckton	1 (60 yds) ..	11/17/90
Mike Dickinson	1 (86 yds) ..	8/31/91
Mike Dickinson	1 (58 yds) ..	9/7/91
Mike Dickinson	1 (70 yds) ..	9/28/91
Louis Lubin	1 (11 yds)* ..	11/13/93
Mark Whittemore ..	1 (70 yds) ..	10/15/94
Siahia Burley	1 (91 yds) ..	11/21/98
Thad Ward	1 (6 yds)* ..	9/25/99
Thad Ward	1 (0 yds)* ..	11/13/99
Ricot Joseph	1 (3 yds)* ..	11/20/99
Alphonzo Hopkins ..	1 (2 yds)* ..	11/23/02
Tavaris Capers	1 (52 yds) ..	10/4/03
Tavaris Capers	1 (54 yds) ..	9/18/04
Joe Burnett	1 (58 yds) ..	11/19/05
Joe Burnett	1 (68 yds) ..	12/3/05
Blake Carter	1 (31 yds)* ..	9/9/06
Augustus Ashley ..	1 (37 yds)* ..	9/29/07
Joe Burnett	1 (83 yds) ..	12/1/07
Mike Hughes	1 (66 yds) ..	10/14/17
Otis Anderson	7 (87 yds) ..	9/21/19

* After blocked

**Season**

1. Mike Dickinson.....	3.....	1991
2. Thad Ward.....	2.....	1999
Joe Burnett.....	2.....	2005

Career

1. Mike Dickinson.....	3.....	1989-92
Joe Burnett.....	3.....	2005-08
3. Thad Ward.....	2.....	1999-01
Tavaris Capers.....	2.....	2001-04
5. 15 tied with one		

KICK RETURNS**Game**

1. Ted Wilson.....	7.....	10/13/84
Mark Whittemore.....	7.....	9/21/91
Curtis Francis.....	7.....	10/13/07
Joe Burnett.....	7.....	9/20/08
5. Shawn Jefferson.....	6.....	10/1/88
Mark Whittemore.....	6.....	9/7/91
Mark Whittemore.....	6.....	9/18/93
Doug Gabriel.....	6.....	10/12/02
Quincy McDuffie.....	6.....	10/17/09
Quincy McDuffie.....	6.....	12/19/09
Tristan Payton.....	6.....	10/24/15
Tristan Payton.....	6.....	11/19/15
Tristan Payton.....	6.....	11/26/15

Season

1. Ted Wilson.....	40.....	1984
2. Quincy McDuffie.....	39.....	2009
3. Mark Whittemore.....	33.....	1991
4. Doug Gabriel.....	31.....	2002
5. Tristan Payton.....	30.....	2015
6. Rannell Hall.....	29.....	2013
7. Quincy McDuffie.....	27.....	2010
8. Mark Whittemore.....	26.....	1992
Mark Whittemore.....	26.....	1993
Luther Huggins.....	26.....	2003
Joe Burnett.....	26.....	2008

Career

1. Quincy McDuffie.....	90.....	2009-12
2. Ted Wilson.....	89.....	1983-86
3. Mark Whittemore.....	86.....	1991-94
4. Rannell Hall.....	82.....	2011-14
5. Curtis Francis.....	75.....	2004-07
6. Luther Huggins.....	67.....	2001-04
7. Todd Cleveland.....	51.....	1994-97
8. Edward Mack.....	50.....	1996-00
9. Adrian Killins Jr.....	48.....	2016-19
10. Shawn Jefferson.....	42.....	1988-90

LONGEST KICK RETURN

1. Ted Wilson.....	100 (TD).....	9/17/83
Ted Wilson.....	100 (TD).....	10/13/84
Todd Cleveland.....	100 (TD).....	9/17/94
Adrian Killins Jr.....	100 (TD).....	10/1/16
5. Todd Cleveland.....	99 (TD).....	11/19/94
Khymest Williams.....	99 (TD).....	11/17/07
Quincy McDuffie.....	99 (TD).....	10/4/12
8. Quincy McDuffie.....	98 (TD).....	10/27/12
9. Quincy McDuffie.....	97 (TD).....	10/27/12
10. Quincy McDuffie.....	95 (TD).....	9/5/09
Quincy McDuffie.....	95 (TD).....	11/20/10
Mike Hughes.....	95 (TD).....	11/24/17

AVERAGE PER KICK RETURN**Game (minimum of five returns)**

1. Curtis Francis.....	40.6 (203/5)...	10/6/07
2. Paul Miranda.....	39.6 (198/5)....	9/5/98
3. Rannell Hall.....	36.8 (184/5)....	11/19/11
4. Ted Wilson.....	30.4 (213/7)...	10/13/84
5. Rannell Hall.....	29.6 (148/5)....	11/3/11
6. Quincy McDuffie.....	28.5 (171/6)....	12/19/09
7. Jordan Akins.....	28.4 (142/5)....	8/30/14
8. Rannell Hall.....	27.6 (138/5)....	11/12/11
9. Mark Whittemore.....	26.9 (188/7)...	9/21/91
10. Curtis Francis.....	26.3 (184/7)....	10/13/07

Season (minimum of 15 returns)

1. Quincy McDuffie.....	34.2 (582/17).....	2012
2. Quincy McDuffie.....	32.2 (869/27).....	2010
3. Mike Hughes.....	31.8 (635/20).....	2017
4. Rannell Hall.....	31.0 (714/23).....	2011
5. Paul Miranda.....	30.7 (644/21).....	1998
6. Ted Wilson.....	29.3 (732/25).....	1983
7. Curtis Francis.....	29.2 (643/22).....	2007
8. Mark Whittemore.....	25.5 (662/26).....	1992
9. Luther Huggins.....	25.1 (653/26).....	2003
Adrian Killins Jr.....	25.1 (451/18).....	2016

Career (minimum 2 years/20 returns)

1. Paul Miranda.....	33.3 (732/22).....	1997-98
2. Joe Burnett.....	28.7 (745/26).....	2005-08
3. Quincy McDuffie.....	27.8 (2,501/90).....	2009-12
4. Khymest Williams.....	26.3 (710/27).....	2007-11
5. Rannell Hall.....	25.4 (2,083/82).....	2011-14
6. Todd Cleveland.....	24.9 (1,270/51).....	1994-97
7. Luther Huggins.....	23.4 (1,567/67).....	2001-04
8. Ted Wilson.....	23.8 (2,121/89).....	1983-86
9. Tristan Payton.....	22.6 (905/40).....	2015-16
10. Mark Whittemore.....	22.5 (1,932/86).....	1991-94

KICK RETURN YARDAGE**Game**

1. Ted Wilson.....	213.....	10/13/84
2. Curtis Francis.....	203.....	10/6/07
3. Paul Miranda.....	198.....	9/5/98
4. Quincy McDuffie.....	195.....	10/27/12
5. Mark Whittemore.....	188.....	9/21/91
6. Curtis Francis.....	184.....	10/13/07
Rannell Hall.....	184.....	11/19/11
8. Ted Wilson.....	177.....	10/15/83
Rannell Hall.....	177.....	11/29/13
10. Joe Burnett.....	175.....	9/20/08

Season

1. Ted Wilson.....	952.....	1984
2. Quincy McDuffie.....	944.....	2009
3. Quincy McDuffie.....	869.....	2010
4. Joe Burnett.....	745.....	2008
5. Ted Wilson.....	732.....	1983
6. Tristan Payton.....	726.....	2015
7. Rannell Hall.....	714.....	2011
8. Rannell Hall.....	689.....	2013
9. Mark Whittemore.....	679.....	1991
10. Mark Whittemore.....	662.....	1992

Career

1. Quincy McDuffie.....	2,501.....	2009-12
2. Ted Wilson.....	2,121.....	1983-86
3. Rannell Hall.....	2,083.....	2011-14
4. Mark Whittemore.....	1,932.....	1991-94
5. Curtis Francis.....	1,674.....	2004-07
6. Luther Huggins.....	1,567.....	2001-04
7. Todd Cleveland.....	1,270.....	1994-97
8. Adrian Killins Jr.....	1,038.....	2016-19
9. Edward Mack.....	1,033.....	1996-00
10. Tristan Payton.....	934.....	2015-17

KICK RETURN TOUCHDOWNS**Game**

1. Quincy McDuffie.....	2 (98, 97 yds).....	10/27/12
2. Ted Wilson.....	1 (100 yds).....	9/17/83
Ted Wilson.....	1 (100 yds).....	10/13/84
Todd Cleveland.....	1 (100 yds).....	9/17/94
Adrian Killins.....	1 (100 yds).....	10/1/16
Todd Cleveland.....	1 (89 yds).....	9/24/94
Todd Cleveland.....	1 (91 yds).....	11/19/94
Todd Cleveland.....	1 (93 yds).....	10/12/96
Paul Miranda.....	1 (88 yds).....	11/22/97
Curtis Francis.....	1 (93 yds).....	10/6/07
Khymest Williams.....	1 (99 yds).....	11/17/07
Joe Burnett.....	1 (91 yds).....	9/6/08
Joe Burnett.....	1 (91 yds).....	10/11/08
Quincy McDuffie.....	1 (95 yds).....	9/5/09
Quincy McDuffie.....	1 (93 yds).....	9/11/10
Quincy McDuffie.....	1 (95 yds).....	11/20/10
Latavius Murray.....	1 (69 yds).....	11/12/11
Quincy McDuffie.....	1 (99 yds).....	10/4/12
Michael Easton.....	1 (96 yds).....	11/22/14
Mike Hughes.....	1 (91 yds).....	10/28/17
Mike Hughes.....	1 (95 yds).....	11/24/17

Season

1. Todd Cleveland.....	3.....	1994
Quincy McDuffie.....	3.....	2012
3. Joe Burnett.....	2.....	2008
Quincy McDuffie.....	2.....	2010
Mike Hughes.....	2.....	2017
6. Ted Wilson.....	1.....	1983
Ted Wilson.....	1.....	1984
Todd Cleveland.....	1.....	1996
Paul Miranda.....	1.....	1997
Curtis Francis.....	1.....	2007
Khymest Williams.....	1.....	2007
Quincy McDuffie.....	1.....	2009
Michael Easton.....	1.....	2014
Adrian Killins.....	1.....	2016

Career

1. Quincy McDuffie.....	6.....	2009-12
2. Todd Cleveland.....	4.....	1994-97
3. Ted Wilson.....	2.....	1983-86
Joe Burnett.....	2.....	2005-08
Mike Hughes.....	2.....	2017
6. Paul Miranda.....	1.....	1996-98
Curtis Francis.....	1.....	2004-07
Khymest Williams.....	1.....	2007-11
Latavius Murray.....	1.....	2008-12
Michael Easton.....	1.....	2014
Adrian Killins Jr.....	1.....	2016-19

OPPONENT SINGLE GAME PUNT/KICK RETURN RECORDS**Most Punt Returns**

7..... Marvius Hester, Georgia Tech... 9/2/00

Most Punt Return Yards

141... Richard Crawford, SMU..... 10/15/11

Highest Avg. Yards Per Punt Return

(minimum two returns)

59.5... Keyon Laws, Ball State..... 9/21/96

Longest Punt Return

92..... Richard Crawford, SMU..... 10/15/11

Touchdowns on Punt Returns

1..... Numerous Times

Most Kick Returns

8..... Earnest Williams, Memphis... 9/22/07

..... Kyran Moore, Austin Peay ... 10/28/17

Most Kick Return Yards

233... Kyran Moore, Austin Peay ... 10/28/17

Highest Avg. Yardage Per Kick Return

(minimum two returns)

56.5... Glen Farris, Alabama A&M.. 10/16/82

Longest Kick Return

98..... Stephon Huderson, Tulane... 11/23/19

Touchdowns on Kick Returns

1..... Numerous Times

**team records****Single Game****Most Interceptions**

UCF 5 Numerous times
 First time vs. St. Leo, 9/20/80
 Last time vs. Bethune-Cookman, 9/12/92

Both Teams 8.. Bethune-Cookman, 9/12/92
 8 Nicholls State, 10/17/92

Opponent 6 Numerous times
 First time vs. Bethune-Cookman, 10/9/82
 Last time vs. Nicholls State, 10/17/92

Most Fumbles

UCF 7 William & Mary, 8/29/96
 Both Teams 14 Carson-Newman, 11/6/82
 Opponent 10 Carson-Newman, 11/6/82

Most Fumbles Lost

UCF 6 Northern Illinois, 10/7/00
 Both Teams 8 Carson-Newman, 9/3/80
 Opponent 6 Carson-Newman, 11/6/82

Most Quarterback Sacks

UCF 9... Eastern Kentucky, 10/14/00
 Both Teams 13 Louisiana, 10/24/98
 Opponent 9 Louisiana-Monroe, 11/1/97
 9 Akron, 10/16/04

Single Season**Most Quarterback Sacks**

UCF 56 1993
 Opponent 50 2004

Fewest QB Sacks

UCF 9 1982
 Opponent 7 1988

Most Interceptions

UCF 24 2007
 Opponent 25 1982

Fewest Interceptions

UCF 4 2015
 Opponent 6 1982, '96

Most INT Return Yards

UCF 392 2007
 Opponent 365 1985

Fewest INT Return Yards

UCF 28 2003
 Opponent 36 2020

Most Fumbles

UCF 35 1982, '83
 Opponent 40 1982

Fewest Fumbles

UCF 8 2020
 Opponent 13 2011

Most Fumbles Lost

UCF 21 1985
 Opponent 24 1982

Fewest Fumbles Lost

UCF 6 2020
 Opponent 4 2007

Most PAT Blocks

UCF 3 2016
 Opponent 5 2012

Most Field Goal Blocks

UCF 4 2003
 Opponent 3 1999

Most Punt Blocks

UCF 7 1985
 Opponent 2 2014, '19

Most Total Blocks

UCF 8 1985
 Opponent 8 2012

individual records**TACKLES****Game**

1. Bill Giovanetti 23 11/17/79
 Tito Rodriguez 23 11/10/01
 3. Wyatt Bogan 22 10/18/86
 Donnell Washington 22 9/13/97
 Deaubrey Devine 22 9/13/97
 Damian Demps 22 10/28/00
 7. Moses Ashley 21 10/20/80
 Gary Slager 21 11/17/80
 Eddie James 21 11/21/81
 Darrell Rudd 21 10/15/83
 Rick Hamilton 21 10/31/92

Season

1. Darrell Rudd 150 1983
 2. Rick Hamilton 149 1992
 3. Wyatt Bogan 143 1986
 Tito Rodriguez 143 2001
 5. Jimmy Goodman 142 1987
 6. Rick Hamilton 139 1991
 7. Wyatt Bogan 127 1988
 Stanford Rhule 127 2002
 9. Kemal Ishmael 124 2012
 10. Mike Coad 123 1987

Career

1. Rick Hamilton 443 1989-92
 2. Bill Giovanetti 429 1979-82
 3. Clayton Geathers 383 2010-14
 4. Kemal Ishmael 368 2009-12
 5. Nakia Reddick 354 1993-96
 6. Darrell Rudd 347 1981-84
 7. Wyatt Bogan 341 1984-88
 8. Terrance Plummer 334 2011-14
 9. Jason Venson 322 2005-08
 10. Tito Rodriguez 321 1998-01

TACKLES FOR LOSS (INCLUDING SACKS)**Game**

1. Bobby Spitulski 7 11/2/91
 Greg Jefferson 7 10/16/93
 Greg Jefferson 7 11/13/93
 Charles Anderson 7 10/2/93
 Jermaine Benoit 7 10/19/96
 6. Moses Ashley 6 10/20/80
 M. O'Shaughnessy 5 11/3/79
 Ed Gantner 5 10/20/80
 Elton Patterson 5 10/21/00
 Elton Patterson 5 10/6/01
 Stanford Rhule 5 9/7/02

Season

1. Jermaine Benoit 24.5 1997
 2. Elton Patterson 21 2001
 3. Greg Jefferson 20 1993
 Justen Moore 20 1998
 Shaquem Griffin 20 2016
 6. Elton Patterson 19 2000
 7. Darrell Rudd 18 1984
 Bruce Miller 18 2009
 9. Tarveres Tate 17 1996
 Bruce Miller 17 2008

Career

1. Elton Patterson 59.5 1999-02
 2. Bruce Miller 57.5 2007-10
 3. Darrell Rudd 56.5 1981-84
 4. Tarveres Tate 48 1993-96
 5. Justen Moore 47.5 1996-99
 6. Bobby Spitulski 46 1988-91
 7. Greg Jefferson 42 1991-94
 8. Jermaine Benoit 41.5 1994-97
 9. Josh McKibben 34 1998-01
 10. Shaquem Griffin 33.5 2014-17

FUMBLES RECOVERED**Game**

1. Darrell Rudd 3 10/9/82
 2. Jim Bray 2 10/10/81
 Jay Shapiro 2 9/11/82
 Paul Brock 2 10/26/85
 Darryl Lattimore 2 10/22/94
 Jermaine Benoit 2 11/2/96
 Asante Samuel 2 11/10/01
 Chad Mascoe 2 9/7/02
 Derrick Hallman 2 10/24/09
 Ronnie Weaver 2 11/21/09
 T.J. Mutcherson 2 10/17/15
 Antwan Collier 2 12/23/19

Season

1. Darrell Rudd 6 1982
 2. Jeff Farmer 5 1983
 3. Mike Grissom 4 1988
 Steve Spears 4 1988
 Allen Powell 4 1995
 Jameil McWhorter 4 1997

Career

1. Darrell Rudd 11 1981-84
 2. Brandon Alexander 7 2011-14
 3. Jeff Farmer 6 1983-84
 Kemal Ishmael 6 2009-12
 5. Corris Ervin 5 1984-87
 Steve Spears 5 1986-88
 Mike Grissom 5 1986-89
 Emil Ekiyor 5 1992-95
 Allen Powell 5 1992-95
 Darryl Latimore 5 1993-95
 Tarveres Tate 5 1993-95
 Jameil McWhorter 5 1994-97
 Derrick Hallman 5 2007-10
 Shaquem Griffin 5 2014-17

FORCED FUMBLES**Game**

1. Nakia Reddick 2 11/02/96
 Tony Hardman 2 10/16/99
 Tony Hardman 2 9/23/00
 Willie Davis 2 10/14/00
 Elliot Shorter 2 9/29/01
 Lawrence Young 2 9/15/07
 Jarvis Geathers 2 9/19/09
 Cory Hogue 2 10/26/09
 Derrick Hallman 2 9/18/10
 Troy Davis 2 9/15/12
 E.J. Dunston 2 11/10/12
 Thomas Niles 2 12/26/14
 Errol Clarke 2 11/12/16

**Season**

1. Greg Jefferson	5	1993
Tony Hardman	5	2000
Elton Patterson	5	2001
4. Nakia Reddick	4	1996
Jameil McWhorter	4	1997
Deon Porter	4	1998
Derrick Hallman	4	2010
8. Emil Ekiyor	3	1992
Nakia Reddick	3	1993
Emil Ekiyor	3	1993
Emil Ekiyor	3	1995
Nakia Reddick	3	1995
Josh McKibben	3	1999
Willie Davis	3	2000
Elliot Shorter	3	2001
Stanford Rhule	3	2002
Jarvis Geathers	3	2009
Kemal Ishmael	3	2012
Troy Davis	3	2012
E.J. Dunston	3	2012
Richie Grant	3	2018
Rashard Causey	3	2018
Richie Grant	3	2020

Career

1. Nakia Reddick	10	1993-96
2. Emil Ekiyor	9	1992-95
3. Elton Patterson	8	1999-02
4. Greg Jefferson	7	1991-94
Tony Hardman	7	1998-00
Derrick Hallman	7	2007-10
Richie Grant	7	2017-20
8. Jameil McWhorter	6	1994-97
Deon Porter	6	1995-98
Elliot Shorter	6	1998-01
Bruce Miller	6	2007-10
Kemal Ishmael	6	2009-12

SACKS**Game**

1. M. O'Shaughnessy	5	11/3/79
Darrell Rudd	5	9/22/84
3. Willie Davis	4	10/14/00
4. Leger Douzable	3.5	11/4/06
5. M. O'Shaughnessy	3	9/20/80
M. O'Shaughnessy	3	10/18/80
Jeff Farmer	3	10/29/83
Darrell Rudd	3	9/29/84
Wyatt Bogan	3	9/20/86
Keenan Wimbley	3	11/14/87
Emil Ekiyor	3	10/31/92
Charles Anderson	3	10/2/93
Greg Jefferson	3	10/16/93
Jermaine Benoit	3	10/19/96
Justen Moore	3	10/14/98
Elton Patterson	3	11/4/00
Elton Patterson	3	10/26/02
Bruce Miller	3	10/11/08
Jarvis Geathers	3	9/19/09
Jaryl Mamea	3	10/2/14
Errol Clarke	3	11/12/16
Titus Davis	3	11/17/18
London Woodson	3	11/27/20

Season

1. Darrell Rudd	19.5	1984
2. Greg Jefferson	15	1993
3. Bobby Spitulski	13	1990
Bruce Miller	13	2009
5. M. O'Shaughnessy	12	1980
6. Shaquem Griffin	11.5	2016
7. Emil Ekiyor	11	1993
Jarvis Geathers	11	2009
9. Keenan Wimbley	10.5	1987
Jermaine Benoit	10.5	1997

Career

1. Bruce Miller	35.5	2007-10
2. Darrell Rudd	31.5	1981-84
3. Greg Jefferson	31	1991-94
4. Elton Patterson	30.5	1999-02
5. Jermaine Benoit	28.5	1993-97
6. M. O'Shaughnessy	22	1979-80
Bobby Spitulski	22	1988-91
8. Emil Ekiyor	20.5	1992-95
9. Keenan Wimbley	19	1984-87
10. Dave Nelson	18.5	1990-93
Troy Davis	18.5	2009-12
Shaquem Griffin	18.5	2014-17

INTERCEPTIONS**Game**

1. Doug Gatewood	2	9/29/79
Tim Kiggins	2	9/20/80
John Scargle	2	9/19/81
Bruce Gordon	2	11/21/81
Paul Kelly	2	11/12/83
Reggie Edwards	2	11/30/85
Keith Evans	2	10/25/86
Steve Webster	2	10/10/87
Keith Evans	2	9/2/88
Steve Wright	2	9/28/91
Allen Powell	2	9/12/92
Brian Crutcher	2	10/17/92
Richard Blake	2	10/2/93
Lenard Hayes	2	11/19/94
Asante Samuel	2	10/12/02
Mike Sims-Walker	2	9/18/04
Joe Burnett	2	10/21/05
Joe Burnett	2	11/17/07
Johnell Neal	2	12/1/07
Sha'reff Rashad	2	10/11/08
Sha'reff Rashad	2	11/15/08
Terrance Plummer	2	10/5/13
D.J. Killings	2	10/29/16
Shaquill Griffin	2	11/5/16
Aaron Robinson	2	10/26/19

Season

1. Keith Evans	8	1986
2. Jacoby Glenn	7	2014
3. Joe Burnett	6	2007
Johnell Neal	6	2007
Josh Robinson	6	2009
Richie Grant	6	2018
7. Brian Crutcher	5	1992
Joe Burnett	5	2005
Sha'reff Rashad	5	2008
Reggie Weams	5	2010

Career

1. Joe Burnett	16	2005-08
2. Sha'reff Rashad	14	2004-08
3. Keith Evans	13	1986-88
4. Johnell Neal	12	2005-08
5. Josh Robinson	10	2009-11
Richie Grant	10	2017-20
7. Reggie Edwards	9	1984-87
Jacoby Glenn	9	2013-14
9. Ray Irvin	8	1988-90
Rick Hamilton	8	1989-92
Steve Wright	8	1990-94
Asante Samuel	8	1999-02
Jason Venson	8	2005-08

LONGEST INTERCEPTION RETURN

1. Jordan Ozerities	100 (TD)	11/20/10
2. Rick Hamilton	97 (TD)	9/26/92
3. Ray Irvin	95 (TD)	9/15/90
4. Drico Johnson	86 (TD)	11/5/16
4. Shaquill Griffin	81 (TD)	10/17/15
5. Donnell Washington	80 (TD)	9/14/96
6. Lyle Dankenbring	78 (TD)	11/24/12
7. A.J. Bouye	76 (TD)	11/17/12
8. Kurt Ashley	75 (TD)	10/20/84
9. Tim Kiggins	72	11/17/79
Reggie Edwards	72 (TD)	10/26/85
Johnell Neal	72 (TD)	11/17/07

INTERCEPTION RETURN YARDAGE**Game**

1. Jordan Ozerities	100	11/20/10
2. Rick Hamilton	97	9/26/92
3. Ray Irvin	95	9/15/90
4. Drico Johnson	86	11/5/16
5. Shaquill Griffin	81	10/17/15
6. Donnell Washington	80	9/14/96
7. Lyle Dankenbring	78	11/24/12
8. Sha'reff Rashad	77	11/15/08
9. A.J. Bouye	76	11/17/12
10. Kurt Ashley	75	10/20/84

Season

1. Ray Irvin	161	1990
2. Johnell Neal	159	2007
3. Rick Hamilton	129	1992
4. Richard Blake	119	1993
5. A.J. Bouye	111	2012
Drico Johnson	111	2016
7. Johnell Neal	103	2008
8. Reggie Edwards	102	1985
9. Shaquill Griffin	102	2015
10. Jordan Ozerities	100	2010

Career

1. Joe Burnett	262	2005-08
2. Johnell Neal	247	2005-08
3. Ray Irvin	223	1988-90
4. Reggie Edwards	203	1984-87
5. Keith Evans	183	1986-88
6. A.J. Bouye	180	2009-12
7. Rick Hamilton	177	1989-92
8. Sha'reff Rashad	168	2005-08
Shaquill Griffin	168	2013-16
10. Jordan Ozerities	162	2010-14

INTERCEPTION RETURNS FOR A TOUCHDOWN**Game**

1. 42 Times

PASSES BROKEN UP**Game**

1. Tim Kiggins	5	11/15/80
Greg Atterberry	5	11/26/83
Davin Bush	5	9/9/00
Jacoby Glenn	5	11/21/13
5. John Cummings	4	11/1/80
Victor Riddle	4	9/13/85
David Alls	4	9/13/86
Keith Evans	4	11/21/87
Ray Irvin	4	9/2/88
Victor Gray	4	11/12/11
Jacoby Glenn	4	11/14/14

**Season**

1. Greg Atterberry.....	22	1983
2. Asante Samuel.....	15	2002
Josh Robinson.....	15	2011
Jacoby Glenn.....	15	2013
Shaquill Griffin.....	15	2016
6. Davin Bush.....	14	2000
7. Reggie Edwards.....	13	1987
Darryl Lattimore.....	13	1997
Asante Samuel.....	13	2001
Josh Robinson.....	13	2010
Shaquill Griffin.....	13	2015

Career

1. Asante Samuel.....	38	1999-02
2. Josh Robinson.....	36	2009-11
3. Joe Burnett.....	35	2005-08
4. Greg Atterberry.....	34	1981-85
5. Davin Bush.....	32	1996-00
Johnell Neal.....	32	2005-08
7. Travis Fisher.....	31	1999-01
8. Clayton Geathers.....	30	2010-14
9. Shaquill Griffin.....	29	2013-16
Nevelle Clarke.....	29	2015-19

PUNTS BLOCKED**Game**

1. Scott Ariail.....	2	9/28/91
Brian Covington.....	2	11/21/87
Darryl Lattimore.....	2	9/6/97
4. 46 tied with.....	1	

Season

1. Ricot Joseph.....	3	1999
2. Bernard Ford.....	2	1985
Bernard Ford.....	2	1986
Corris Ervin.....	2	1986
Brian Covington.....	2	1987
Scott Ariail.....	2	1991
Darryl Lattimore.....	2	1997
8. 43 tied with.....	1	

Career

1. Bernard Ford.....	5	1985-87
Ricot Joseph.....	5	1999-01
3. Scott Ariail.....	4	1989-92
4. Corris Ervin.....	3	1984-87
5. Brian Covington.....	2	1987-88
Emil Ekiyor.....	2	1992-95
Emory Green.....	2	1994-97
Patrick Holland.....	2	2002-03
9. 29 Tied with.....	1	

FIELD GOALS BLOCKED**Game**

1. Joe Owens.....	1	10/12/85
Sylvester Bembery.....	1	9/6/86
Corris Ervin.....	1	11/8/86
Willie Britton.....	1	10/28/89
Robert Lindsey.....	1	9/1/90
Rick Hamilton.....	1	9/19/92
Greg Jefferson.....	1	9/25/93
Greg Jefferson.....	1	10/9/93
Greg Jefferson.....	1	11/13/93
Robert Alexander.....	1	9/17/94
Damian Damps.....	1	9/4/99
Raheem Pontiflet.....	1	10/2/99
Asante Samuel.....	1	10/27/01
Paul Carrington.....	1	8/31/03
Antoine Poe.....	1	9/27/03
Peter Sands.....	1	10/18/03
Peter Sands.....	1	11/19/03
Paul Carrington.....	1	9/17/05
Johnell Neal.....	1	9/22/07
Cam Henderson.....	1	11/17/12
Jamiyus Pittman.....	1	9/3/15
Shaquill Griffin.....	1	11/19/16
A.J. Wooten.....	1	9/8/18
Joey Connors.....	1	11/17/18
Chris DeLoach.....	1	8/29/19
Noah Hancock.....	1	9/19/20

Season

1. Greg Jefferson.....	3	1993
2. Asante Samuel.....	2	2000
Peter Sands.....	2	2003

Career

1. Greg Jefferson.....	3	1991-94
Asante Samuel.....	3	1999-02
3. Peter Sands.....	2	2001-04
Paul Carrington.....	2	2002-05
5. 16 tied with.....	1	

PATS BLOCKED**Game**

1. Parnell McCall.....	1	9/17/88
Joe Simmons.....	1	10/15/88
John Harris.....	1	9/16/89
Willie Britton.....	1	10/21/89
Rick Hamilton.....	1	9/22/90
Leroy Wisniewski.....	1	11/3/90
Greg Jefferson.....	1	10/12/91
Greg Jefferson.....	1	11/2/91
Greg Jefferson.....	1	11/21/92
Emory Green.....	1	9/6/97
Jeff Mauldin.....	1	9/5/98
Fred Harley.....	1	9/11/99
Asante Samuel.....	1	11/11/00
Johnell Neal.....	1	9/22/07
E.J. Dunston.....	1	10/20/11
Jose Jose.....	1	11/17/12
A.J. Bouye.....	1	12/1/12
Jaryl Mamea.....	1	11/1/14
Thomas Niles.....	1	12/4/14
A.J. Wooten.....	1	11/5/16
Mike Hughes.....	1	10/7/17
A.J. Wooten.....	1	10/28/17

Season

1. Greg Jefferson.....	2	1991
2. 16 tied with.....	1	

Career

1. Greg Jefferson.....	3	1991-94
2. A.J. Wooten.....	2	2016-17
2. 16 tied with.....	1	

TOTAL BLOCKS (PUNTS, FGS, & PATS)**Season**

1. Corris Ervin.....	3	1986
Greg Jefferson.....	3	1993
Ricot Joseph.....	3	1999
Asante Samuel.....	3	2000
5. Bernard Ford.....	2	1985
Bernard Ford.....	2	1986
Brian Covington.....	2	1987
Scott Ariail.....	2	1991
Greg Jefferson.....	2	1991
Darryl Latimore.....	2	1997
Peter Sands.....	2	2003

Career

1. Greg Jefferson.....	6	1991-94
2. Bernard Ford.....	5	1985-87
Ricot Joseph.....	5	1999-01
4. Corris Ervin.....	4	1984-87
Scott Ariail.....	4	1989-92
Asante Samuel.....	4	1999-02
7. Rick Hamilton.....	3	1989-92
Emory Green.....	3	1994-97
A.J. Wooten.....	3	2014-18
10. Joe Owens.....	2	1985, '87
Brian Covington.....	2	1987-88
Willie Britton.....	2	1989-92
Emil Ekiyor.....	2	1992-95
Asante Samuel.....	2	1999-02
Patrick Holland.....	2	2002-03
Peter Sands.....	2	2001-04
Paul Carrington.....	2	2002-05
A.J. Wooten.....	2	2016-17

100-TACKLE CLUB

Player.....	Tackles.....	Year
Darrell Rudd.....	150	1983
Rick Hamilton.....	149	1992
Wyatt Bogan.....	143	1986
Tito Rodriguez.....	143	2001
Jimmy Goodman.....	142	1987
Rick Hamilton.....	139	1991
Wyatt Bogan.....	127	1988
Stanford Rhule.....	127	2002
Kemal Ishmael.....	124	2012
Mike Coad.....	123	1987
Bill Giovanetti.....	121	1982
Tito Rodriguez.....	121	2000
John Bryant.....	119	1996
Peter Sands.....	119	2002
Nakia Reddick.....	118	1996
Clayton Geathers.....	117	2012
Eddie James.....	116	1981
Peter Sands.....	113	2003
Atari Bigby.....	112	2003
Nate Evans.....	112	2019
Rick Hamilton.....	111	1990
Antoine Poe.....	111	2003
Terrance Plummer.....	110	2013
Steve Webster.....	109	1986
Travis Cooper.....	109	1994
Richie Grant.....	109	2018
Bill Giovanetti.....	108	1980
Bill Stewart.....	108	1990
Terrance Plummer.....	108	2012
Kendrick Thomas.....	107	1996
Damian Damps.....	107	2000
Keith Evans.....	106	1986
Jermaine Benoit.....	105	1997
Pat Jasinski.....	105	2017
Bill Giovanetti.....	104	1981
Ricot Joseph.....	104	2001
Atari Bigby.....	104	2002
Domenic Spencer.....	104	2015
Sha'reff Rashad.....	103	2007
Cory Hogue.....	103	2009
Bill Stewart.....	100	1988
Clayton Geathers.....	100	2013

OPPONENT SINGLE GAME**DEFENSE RECORDS****Most Tackles**

20...Dereck Rush, Miss. State.....10/25/97

Most Tackles for Loss

5....Four Times

Most Sacks

5....Steve Foley, ULM.....11/1/97

Most Passes Broken Up

4....5x, last Ti. Martin, Tulsa.....10/3/20

Most Forced Fumbles

2....Ashley Travis, E. Michigan...10/30/99

2....Braxton Williams, Clemson...9/1/01

2....Patrick Green, E. Carolina...11/19/15

Most Fumble Recoveries

2....Numerous Times

.....Last: Jermaine Miles, Ga. Tech...10/26/96

Most Interceptions

3....Numerous Times

.....Last: Andrew Adams, UConn.11/1/14

Interception Returns for Touchdown

1....Numerous Times

.....Last: Micah Abraham, Marshall12/23/19

Longest Interception Return

85...Tim Akins, Sav. State (TD)....10/11/80



team records

Single Game

Most Penalties

UCF	23	Bethune-Cookman, 9/2/88
Both Teams	31	Florida Atlantic, 9/13/03
Opponent	17	Baylor, 1/1/14
	17	Bethune-Cookman, 9/20/14

Most Yards Penalized

UCF	155	Bethune-Cookman, 9/2/88
Both Teams	262	Bethune-Cookman, 11/26/83
Opponent	145	Bethune-Cookman, 11/26/83

SINGLE SEASON

Most Turnovers

UCF	45	1985
Opponent	42	1981

Fewest Turnovers

UCF	10	2020
Opponent	12	2006

Highest Takeaway Margin

UCF	+17	2017
Opponent	+22	1996, '03

Most Penalties

UCF	111	2019
Opponent	127	1987

Fewest Penalties

UCF	52	2009
Opponent	51	1997, '06, '11

Most Yards Penalized

UCF	952	2019
Opponent	1,049	1987

Fewest Yards Penalized

UCF	451	1981
Opponent	405	1997

MOST CONSECUTIVE QUARTERS SCORING

37	ECU, 10/20/18, (2nd) to Stanford, 9/14/19, (2nd)
----	--

LONGEST SCORING DROUGHT

BY QUARTERS

8	- Ft. Lauderdale, 10/20/79, (4th) to Emory & Henry, 11/3/79, (4th)
---	--

MOST CONSECUTIVE GAMES SCORING

209	- Furman, 11/10/84, to Buffalo, 10/4/03
-----	---

MOST CONSECUTIVE WINS

Overall Wins

Started with	Ended by
25. FIU, 8/31/17	LSU, 1/1/19
9. Memphis, 10/5/13	Penn State, 8/30/14
7. Tulsa, 10/20/07	Miss. State, 12/29/07
6. S. Illinois, 10/27/90	Ga. So., 12/8/90
6. East Carolina, 10/4/12	Tulsa, 11/17/12
5. Savannah St., 11/23/85	Akron, 9/27/86
5. Savannah St., 10/10/87	FAMU, 11/14/87
5. B-Cookman, 9/2/88	New Haven, 10/8/88
5. McNeese St., 9/25/93	Troy, 10/30/93
5. Bowling Green, 9/26/98	Auburn, 11/7/98
5. Tulane, 10/21/05	Tulsa, 12/3/05
5. UAB, 10/6/10	Southern Miss, 11/13/10
5. Tulane, 11/23/19	Tulsa, 10/3/20

Home Wins

Started with	Ended by
21. FIU, 8/31/17	Tulsa, 10/3/20
11. Illinois State, 11/2/96	Purdue, 9/4/99
10. Nicholls St., 10/17/92	Vald. St., 9/10/94
10. UConn, 10/26/13	FIU, 9/3/15

Away Wins (*Does not include neutral sites)

Started with	Ended by
10. Maryland, 9/23/17	Pittsburgh, 9/21/19
6. FIU, 9/6/13	Missouri, 9/13/14
4. Marshall, 10/13/10	FIU, 9/17/11
3. Bowling Green, 9/26/98	Auburn, 11/7/98
3. WMU, 10/12/02	Virginia Tech, 8/31/04
3. E. Carolina, 10/29/05	Florida, 9/9/06
3. S. Miss, 10/28/07	Boston College, 9/20/08
3. FIU, 9/24/16	Houston, 10/29/16
3. Tulane, 11/23/19	Memphis, 10/17/20

MOST CONSECUTIVE LOSSES

Overall Losses

Started by	Ended with
17. West Virginia, 11/1/03	Marshall, 9/24/05
13. NC State, 12/26/14	SC State, 9/3/16
12. Millersville, 11/14/81	Eliz. City, 9/2/83

Home Losses

Started by	Ended with
8. Millersville, 11/14/81	Eliz. City, 9/2/83
7. Marshall, 11/19/03	Marshall, 9/24/05

Away Losses

Started by	Ended with
15. Virginia Tech, 8/31/03	Louisiana, 10/1/05
9. Texas State, 9/29/84	VMI, 11/1/86
7. Stanford, 9/12/15	FIU, 9/24/16

GREATEST MARGIN OF VICTORY

Pts.	Score..	Opponent	Date
64...	67-3	Grand Valley State	10/31/87
63...	63-0	Liberty	10/13/01
62...	62-0	Charleston Southern	9/3/11
62...	62-0	Florida A&M	8/29/19
59...	66-7	Samford	11/15/86
57...	63-6	Texas Southern	11/17/90
55...	55-0	St. Leo	9/20/80
55...	55-0	Louisiana-Monroe	10/21/00
50...	71-21	Gardner-Webb	9/5/92
49...	49-0	Kentucky State	9/29/90
49...	49-0	Tulane	11/21/09
48...	48-0	Eastern Illinois	9/12/98
48...	48-0	Buffalo	11/19/94
47...	61-14	Tulane	11/20/10
46...	52-6	Millersville	11/16/91
46...	53-7	SMU	11/22/14
45...	52-7	Samford	10/11/97
45...	52-7	William & Mary	9/23/00
45...	62-17	UConn	10/26/13
44...	61-17	FIU	8/31/17
42...	45-3	NW Missouri State	10/24/87
42...	63-21	Buffalo	11/7/92
42...	49-7	Rice	10/24/09
42...	56-14	Akron	8/30/12
42...	63-21	ECU	10/14/17
42...	63-21	Temple	10/26/19

GREATEST MARGIN OF DEFEAT

Pts.	Score.	Opponent	Date
69...	69-0	at VMI	9/25/82
52...	64-12	at USF	10/13/07
50...	60-10	at Nicholls State	10/23/82
49...	59-10	Houston	10/24/15
48...	48-0	at Presbyterian	10/27/79
45...	52-7	Pitt	10/13/06
45...	58-13	UTEP	9/27/08
45...	52-7	at Cincinnati	10/31/15
44...	44-0	at Savannah State	10/11/80
42...	49-7	at McNeese State	9/30/95
42...	42-0	at Florida	9/9/06
41...	44-3	South Florida	11/26/15
38...	38-0	at Indiana State	11/3/84
37...	44-7	at Georgia Southern	12/8/90
37...	44-7	East Carolina	11/19/15
37...	51-14	at Michigan	9/10/16
36...	42-6	at Furman	11/10/84
36...	48-12	Texas State	10/5/85
36...	43-7	at Miami (Ohio)	10/23/04
35...	59-24	Stephen F. Austin	10/26/85
35...	56-21	Miami (Ohio)	11/28/03

UCF COME-FROM-BEHIND VICTORIES

Points	..Trailed..	Qtr...	Won	Opponent	Date
21...	21-0	1...	28-24	Illinois State	10/20/84
21...	28-7	3...	38-35	at Louisville	10/18/13
17...	24-7	2...	56-41	Memphis	12/1/18
16...	30-14	2...	31-30	at Memphis	10/13/18
14...	14-0	4...	18-14	Emory & Henry	11/15/80
14...	14-0	2...	35-34	at Western Kentucky	9/22/84
14...	21-7	2...	38-31	at Bowling Green	9/26/98
14...	24-10	2...	40-38	at Alabama	10/28/00
14...	21-7	2...	31-27	at Western Michigan	10/12/02
14...	17-3	2...	37-32	Houston	11/14/09
14...	14-0	1...	40-20	East Carolina	10/4/12
14...	24-10	3...	31-24	BYU	10/9/14

OPPONENT COME-FROM-BEHIND VICTORIES

Points	..Trailed..	Qtr...	Won	Opponent	Date
21...	21-0	2...	35-31	at Eastern Kentucky	11/12/88
21...	24-3	3...	31-24	at Houston	10/29/16
21...	35-14	3...	35-14	at Memphis	10/17/20
18...	21-3	2...	38-35	Syracuse	11/2/02
18...	25-7	2...	26-25	Temple	10/15/16
17...	17-0	3...	28-17	Troy	11/11/95
14...	14-0	2...	28-27	Albany (HC)	11/8/80
14...	28-14	4...	36-35	at Samford	10/8/94
14...	17-3	2...	33-30	Bowling Green (OT)	11/20/99
14...	14-0	1...	49-48	Nevada (OT)	12/24/05
14...	28-14	2...	52-38	East Carolina	10/6/07
14...	14-0	1...	31-21	Southern Miss	11/13/10

NCAA RECORD HOLDERS

Football Bowl Subdivision

Most Rushing Attempts in a Season

Kevin Smith	450	2007
-------------	-----	------

Most 100-yard Rushing Games in a Season

Kevin Smith	13	2007
-------------	----	------

Highest Percentage of Passes Completed in a Career
(Min. 1,000-1,099 atts.)

Daunte Culpepper	657	1996-98
------------------	-----	---------

Touchdowns Scored by Fumble Return and Interception Return in Same Game

Drico Johnson returned a fumble 30 yards for a touchdown and return an interception 86 yards for a touchdown against Tulane on 11/5/16...One of just seven players to do so.

Scoring at Least one Touchdown in at Least Three Categories in a Season

Mike Hughes is one of 11 to do so, returning two kickoffs for touchdowns, one punt for a touchdown, and one interception for a touchdown in 2017.

Football Championship Subdivision

Most Consecutive Pass Completions to

Start First Game as a Freshman

Daunte Culpepper	12	UCF vs. Eastern Kentucky, 8/31/95
------------------	----	-----------------------------------

Passing for a Touchdown and Scoring Touchdowns by
Rushing, Receiving, & Punt Return

Sean Beckton — threw a 33-yard TD pass, rushed for 11-yard TD, caught 17-yard TD pass and returned a punt 60 yards for TD vs. Texas Southern, Nov. 17, 1990

**team records****First Downs**

UCF	33	2012 Beef 'O'Brady's
Opponent	34	2020 Boca Raton

Rushing Attempts

UCF	47	2007 Liberty
UCF	47	2019 Gasparilla
Opponent	52	2019 Fiesta

Rushing Yards

UCF	310	2019 Gasparilla
Opponent	369	2005 Hawai'i

Pass Attempts

UCF	53	2014 St. Petersburg
Opponent	47	2014 Fiesta

Pass Completions

UCF	26	2016 Cure
Opponent	30	2014 Fiesta

Completion Percentage

UCF	66.7	2012 Beef 'O'Brady's
Opponent	77.1	2020 Boca Raton

Passing Yards

UCF	301	2005 Hawai'i
UCF	301	2014 Fiesta
Opponent	441	2020 Boca Raton

Passes Had Intercepted

UCF	3	2007 Liberty
Opponent	2	2010 Liberty
UCF	2	2018 Peach
UCF	2	2019 Gasparilla

Touchdown Passes

UCF	3	2005 Hawai'i
UCF	3	2012 Beef 'O'Brady's
UCF	3	2014 St. Petersburg
UCF	3	2014 Fiesta
Opponent	4	2019 Fiesta

Total Offense Attempts

UCF	88	2020 Boca Raton
Opponent	87	2018 Peach

Total Offense Yards

UCF	587	2019 Gasparilla
Opponent	655	2020 Boca Raton

Fumbles Lost

UCF	3	2016 Cure
Opponent	3	2019 Gasparilla

Total Turnovers

UCF	4	2008 Liberty
Opponent	5	2019 Gasparilla

individual records**Rushing**

Rushing Attempts	35	2007 Liberty
		Kevin Smith vs. Mississippi State
Rushing Yards	202	2005 Hawai'i
		Kevin Smith vs. Nevada
Yards Per Rush	8.9	2018 Peach
		McKenzie Milton vs. Auburn
Rushing TDs	3	2005 Hawai'i
		Kevin Smith vs. Nevada
		2014 Fiesta
		Storm Johnson vs. Baylor
Longest Rush	78	2005 Hawai'i
		Kevin Smith vs. Nevada

Passing

Pass Attempts	53	2014 St. Petersburg
		Justin Holman vs. NC State
Pass Completions	23	2014 St. Petersburg
		Justin Holman vs. NC State
Comp. Percentage	66.7	2012 Beef 'O'Brady's
		Blake Bortles vs. Ball State
Passing Yards	301	2005 Hawai'i
		Steven Moffett vs. Nevada
		2014 Fiesta
		Blake Bortles vs. Baylor
Yards Per Attempt	10.8	2019 Gasparilla
		Dillon Gabriel vs. Marshall
Yards Per Comp.	18.5	2019 Gasparilla
		Dillon Gabriel vs. Marshall
Passes Intercepted	3	2007 Liberty
		Kyle Israel vs. Mississippi State
Touchdown Passes	3	2005 Hawai'i
		Steven Moffett vs. Nevada
		2012 Beef 'O'Brady's
		Blake Bortles vs. Ball State
		2014 St. Petersburg
		Justin Holman vs. NC State

Receiving

Receptions	11	2005 Hawai'i
		Brandon Marshall vs. Nevada
Receiving Yards	210	2005 Hawai'i
		Brandon Marshall vs. Nevada
TD Receptions	3	2005 Hawai'i
		Brandon Marshall vs. Nevada
		2014 St. Petersburg
		Josh Reese vs. NC State
Longest Reception	75	2019 Gasparilla
		Marlon Williams/Dillon Gabriel vs. Marshall

Total Offense

Attempts	62	2014 St. Petersburg
		Justin Holman vs. NC State
Yards	394	2014 Fiesta
		Blake Bortles vs. Baylor

Scoring

Points	18	2005 Hawai'i
		Brandon Marshall vs. Nevada
		2005 Hawai'i
		Kevin Smith vs. Nevada
		2012 Beef 'O'Brady's
		Latavius Murray vs. Ball State
		2014 Fiesta
		Storm Johnson vs. Baylor
		2014 St. Petersburg
		Josh Reese vs. NC State
Touchdowns	3	2005 Hawai'i
		Brandon Marshall vs. Nevada
		2005 Hawai'i
		Kevin Smith vs. Nevada
		2012 Beef 'O'Brady's
		Latavius Murray vs. Ball State
		2014 Fiesta
		Storm Johnson vs. Baylor
		2014 St. Petersburg
		Josh Reese vs. NC State
Kicking points	12	2005 Hawai'i
		Matt Prater vs. Nevada
		2019 Gasparilla
		Dylan Barnas vs. Marshall
Extra Points	7	2014 Fiesta
		Shawn Moffitt vs. Baylor
Field Goals	3	2005 Hawai'i
		Matt Prater vs. Nevada
Longest FG	46	2005 Hawai'i
		Matt Prater vs. Nevada

Tackles

Total Tackles	14	2014 Fiesta
		Terrance Plummer vs. Baylor
		2014 St. Petersburg
		Clayton Geathers vs. NC State
		2016 Cure
		Demeitre Brim vs. Arkansas State
Solo Tackles	9	2005 Hawai'i
		Johnell Neal vs. Nevada
Assisted Tackles	12	2016 Cure
		Demeitre Brim vs. Arkansas State

Interceptions

Interceptions	1	11 players
Yards	93	2019 Fiesta
		Brandon Moore vs. LSU
Long	93	2019 Fiesta
		Brandon Moore vs. LSU

Punt Returns

Returns	6	2007 Liberty
		Joe Burnett vs. Mississippi State
Return Yards	54	2007 Liberty
		Joe Burnett vs. Mississippi State
Longest Return	21	2007 Liberty
		Joe Burnett vs. Mississippi State

Kickoff Returns

Returns	6	2009 St. Petersburg
		Quincy McDuffie vs. Rutgers
Return Yards	171	2009 St. Petersburg
		Quincy McDuffie vs. Rutgers
Longest Return	65	2009 St. Petersburg
		Quincy McDuffie vs. Rutgers

Punting

Punts	10	2016 Cure
		Caleb Houston vs. Arkansas State
Punt Average	49.5	2019 Fiesta
		Mac Loudermilk vs. LSU
Longest Punt	58	2019 Fiesta
		Mac Loudermilk vs. LSU

opponent records

Rushing Yards	178	2005 Hawai'i
		B.J. Mitchell, Nevada
Rushing TDs	3	2005 Hawai'i
		Robert Hubbard, Nevada
		2014 Fiesta
		Bryce Petty, Baylor
Passing Comp.	30	2014 Fiesta
		Bryce Petty, Baylor
Passing Yards	425	2020 Boca Raton
		Zach Wilson, BYU
Passing TDs	4	2019 Fiesta
		Joe Burrow, LSU
Receptions	11	2005 Hawai'i
		Caleb Spencer, Nevada
Receiving Yards	127	2016 Cure
		Kendall Sanders, Arkansas State
Receiving TDs	3	2016 Cure
		Kendall Sanders, Arkansas State
Total Offense	437	2020 Boca Raton
		Zach Wilson, BYU
Kicking Points	16	2019 Fiesta
		Cole Tracy, LSU
Punt Return Yards	47	2016 Cure
		Blaise Taylor, Arkansas State
Kick Return Yards	174	2018 Peach
		Noah Igbinoghene, Auburn
Punt Average	44.0	2005 Hawai'i
		Justin Bergendahl, Nevada



THIS IS UCF

2021 UCF FOOTBALL



The University of Central Florida is a metropolitan research university built to make a better future for our students and society. We solve tomorrow's greatest challenges through a commitment to academic, inclusive and operational excellence. Leveraging innovative learning, discovery and partnerships, we foster social mobility while developing the skilled talent needed to advance industry for our region, state and beyond.

We will build on many strengths, including:

- A college degree is vital in achieving upward mobility, career stability and financial security. We rank No. 2 in the nation for **social mobility impact** by Education Reform Now.
- With more than 17,000 degrees conferred each year, UCF **produces more talent** than any other public university in the nation and serves as a vital pipeline to companies throughout the region, state and nation.
- UCF's outstanding faculty members earned a **record \$204.5 million in research funding** last year, and the university ranks 25th in the nation among public universities for producing patents.
- For the last six years, UCF has provided more graduates to **aerospace and defense companies** than any other U.S. university,

and we are employers' second-most preferred provider after Georgia Tech.

- UCF research has flown on many **high-profile space flights**, including from Virgin Galactic, SpaceX and Blue Origin.
- Our students have won **four collegiate cybersecurity national championships**, including in 2021, by defending networks of fictitious companies while fending off live attacks from professional hackers.
- UCF's Rosen College of Hospitality Management ranks **No. 1 in the nation** and No. 2 in the world, according to ShanghaiRankings.
- UCF's Florida Interactive Entertainment Academy is the **best graduate video game design program in the world**, according to The Princeton Review and PC Gamer.
- UCF's **College of Medicine** and the **UCF Lake Nona Medical Center** are part of a growing and innovative health sciences cluster at Lake Nona dedicated to exceptional patient care, research, physician training and education.

There has never been a better time to be a Knight!





Alexander **CARTWRIGHT**

university president | second year

Alexander Cartwright became UCF's sixth president in March 2020. Under his leadership, UCF is determined to become the world's leading public metropolitan research university, to foster success for students of all backgrounds and to produce research

and creative works that positively impact lives across our community and beyond. To achieve this vision, the university is focused on achieving greater academic, inclusive and operational excellence.

As a first-generation college student, Dr. Cartwright understands and prioritizes the need to build successful outcomes for students from all backgrounds. He grew up in the Bahamas and moved to Iowa with his mother and stepfather at age 17. He earned a GED and then worked to pay for community college classes, including cleaning a hog confinement building and serving as a custodian in a factory.

Persuaded by the factor owner to study engineering, Cartwright transferred to the University of Iowa, where he earned bachelor's and doctoral degrees in electrical and computer engineering.

His educational path mirrors that of many students at UCF, where one of every five students is the first in their family to attend college and half of the students work more than 20 hours a week.

Before coming to UCF, Cartwright served as chancellor of the University of Missouri for three years. He also was a professor of Electrical Engineering and Computer Science at MU. He previously was provost and vice president for



research and economic development at the University at Buffalo, State University of New York, where he had served as a faculty member since 1995.

An internationally recognized researcher and scholar in the area of optical sensors, he is a fellow of the American Association for the Advancement of Science, SPIE and the National Academy of Inventors. Dr. Cartwright is a prior winner of both the National Science Foundation CAREER Award and the Office of Naval Research Young Investigator Award.

He and his wife Melinda have two children, Alyssa and Andrew.





Terry **MOHAJIR**

vice president & director of athletics | first season

Knights in 2021-22.

Mohajir (pronounced mo-HAH-zhure) joined the UCF Athletics staff in February 2021 following eight years as Arkansas State University's vice chancellor for intercollegiate athletics. His early months in Orlando included four 2021 American Athletic Conference titles produced by Knight teams.

Mohajir wasted no time making an impact at UCF. Just five days after taking over the Knights' program he hired former Auburn coach Gus Malzahn as the new UCF football coach. Malzahn was the head coach at Arkansas State in 2012 when Mohajir was hired there as director of athletics—with the Red Wolves winning the Sun Belt Conference title that year in Malzahn's single season with Arkansas State. Malzahn led Auburn to the Bowl Championship Series title game after the 2013 campaign, one Southeastern Conference Championship and two SEC West Division titles.

Since Mohajir came on board at UCF, Knight teams have produced the following on-field achievements in the spring of 2021:

- AAC titles in volleyball, men's soccer, men's tennis and women's tennis
- NCAA Championship appearances by those four teams, plus women's basketball, women's golf and softball, with individuals qualifying in men's golf and women's track and field
- NCAA Sweet 16 qualifications in men's soccer and women's tennis, plus an NCAA regional runner-up slot in softball

His tenure at Arkansas State featured delivering on a guarantee that every student-athlete who graduated earned a job opportunity or admission to graduate school. The Red Wolves achieved the 100% guarantee every year for Mohajir's last six years there—and he expects to institute the same program at UCF under the banner of the Knights Leadership Academy.

In addition, he conducted a facility audit that resulted in the installation of new artificial turf in the Nicholson Fieldhouse (UCF's indoor football building) plus significant branding and other updates in the football offices, prompted rebranding of the Knights' ongoing athletics fundraising and giving platform as the ChargeOn Fund, helped raise more than \$5 million in commitments in his first five months in Orlando, reworked the UCF management team of senior athletic administrators—and attached his imprint to the Knights' future football schedules with creation of a series with Florida. In the classroom, UCF student-athletes in spring 2021 achieved a 27th consecutive semester with a combined grade-point average of at least 3.0—including 148 dean's list honorees.

Mohajir also has played a major role for UCF Athletics in navigating both the ongoing Covid-19 challenges and adoption of name, image and likeness (NIL) initiatives with Opendorse and Compass via UCF's LAUNCH program.

Mohajir was a member of the prestigious College Football Playoff (CFP) Selection Committee from 2019-21, and he has served on the NCAA Division I Championships Cabinet and the NCAA Division I Football Issues Committee. He was appointed to the NCAA Division I Football Ad Hoc Recruiting Working Group which was formed to conduct a comprehensive review of Division I football recruiting legislation. In 2020 he was named one of the top five non-Power 5 athletic directors by Stadium, based on the success of head coaching hires in football and men's basketball.

While at Arkansas State for eight-plus years, Mohajir's accomplishments included:

- Creating new policies, producing record-breaking fundraising totals, overseeing significant facility upgrades, almost tripling the athletics budget and implementing creative philosophies that strengthened the Red Wolves' national brand, as part of a series of sweeping changes—as Arkansas State enjoyed unprecedented overall success academically, competitively and financially.
- The school's football team winning four Sun Belt championships and playing in a bowl game every year in his eight seasons. Overall, the Red Wolves won 25 conference titles in all sports during Mohajir's tenure.
- More than \$90 million in facility enhancements, including a new premium football seating area, new tennis courts, a new outdoor track and a state-of-the-art operations center for all student-athletes that houses locker rooms, a weight room, training area, lounge plus offices for coaches. The operations center was funded entirely with \$29 million in private money.
- Arkansas State student-athletes consistently achieved school-record grade-point averages, culminating with a Sun Belt-leading 3.211 GPA in 2019-20.
- A series of standout coaching hires, including current Auburn head football coach Bryan Harsin, current Utah State head football coach Blake Anderson, as well as Butch Jones who became Arkansas State head football coach in December 2020.
- Establishment of a variety of leadership and professional development programs for student-athletes, including creative offerings such as faculty-led study-abroad opportunities.

Arkansas State placed among the top 12 programs in the nation in five consecutive Excellence in Management Cup standings—in annual reviews of the nation's athletics departments in regard to maximizing fiscal resources while providing results in the form of championship victories.

Mohajir previously was senior associate athletic director for external relations at the University of Kansas in 2011-12 and senior associate director of athletics for external relations at Florida Atlantic University in 2004-11. He served as assistant director of athletics for external relations at the University of Missouri-Kansas City in 1997-2004 and was assistant offensive line and game-day special teams coach with Kansas football in 1993-97.

Mohajir earned a bachelor's degree in sports management with a minor in business marketing from Arkansas State in 1993 and a master's degree in sports management/psychology from Kansas in 1997. He was a starting safety on Arkansas State's football team from 1990-92—including the Red Wolves' first season competing at the Division I/Football Bowl Subdivision level in 1992.

The Overland Park, Kansas, product was named UCF's vice president and director of athletics on Feb. 9, 2021. Mohajir is married to the former Julie Hammond and they are parents of three children—Maria (a student at Temple), Molly and Marco.





The American Athletic Conference consists of 12 prestigious institutions: the University of Central Florida, the University of Cincinnati, East Carolina University, the University of Houston, the University of Memphis, the U.S. Naval Academy (in football only), the University of South Florida Southern Methodist University, Temple University, Tulane University, the University of Tulsa, and Wichita State University (in basketball and Olympic sports).

Under the leadership of commissioner Mike Aresco, the American Athletic Conference has fashioned an impressive list of accomplishments in the competitive arena, in the classroom and in support of student-athlete welfare. The American is firmly established as a Power 6 conference thanks to its collection of national team and individual championships, football and basketball postseason victories, expansive media rights contract with ESPN, and its commitment to providing the highest levels of support for student-athletes.

The league has produced four NCAA championship teams in addition to three New Year's Six bowl champions (UCF in 2013 and 2017; Houston in 2015), two NCAA Men's Final Four participants, six Women's Final Four teams, an NIT champion, 13 NCAA individual championships, and a Rhodes Scholar. Additionally, American Athletic Conference teams have advanced to the College World Series, qualified for the match play round of the NCAA Men's Golf Championship and registered multiple top-10 finishes at the NCAA Cross Country and Outdoor Track and Field championships.

The American has seen a member school claim a spot in a New Year's Six bowl six times in the league's first eight football seasons, including the 2020 campaign, when Cincinnati reached the Chick-fil-A Peach Bowl. The American finished the 2019 football season with four top-25 teams; among the 10 FBS conferences, only the SEC and Big Ten had more ranked teams in the final polls.

Individual teams in The American have enjoyed some of their best football seasons in program history as members of the conference. UCF finished in the national top 10 twice as a conference member – in 2013 and 2017. Houston went 13-1 in the 2015 football season, setting a school record for wins, while Navy won a program-record 11 games in 2015, its first season in the conference, and matched that mark with its 2019 campaign. Memphis, which had not won 10 games in a season since 1938, has registered three 10-win seasons in the last six years (2015, 2017, 2019), including a school-record 12 wins in 2019. Temple enjoyed its first 10-win season in school history in 2015. South Florida finished in the top 25 for the first two times in program history (2016, 2017). Cincinnati registered its third and fourth 11-win seasons in program history in 2018 and 2019 and was ranked No. 8 at the end of the 2020 season. SMU returned to national prominence in 2019 with a 10-win season, during which the Mustangs were ranked as high as No. 14 nationally. Tulsa returned to the top 25 for the first time in 11 years in 2020. East Carolina earned a top-20 ranking in 2014, while Tulane has played in three consecutive bowl games for the first



time in school history.

Since the conference's reconstitution in 2013-14, teams from The American have registered top-10 national rankings in football, men's basketball, women's basketball, baseball, men's soccer, women's soccer, women's lacrosse, men's golf, men's cross country and men's track and field.

Under The American's banner, Houston's men's basketball team reached the 2021 NCAA Final Four and was ranked No. 3 in the final coaches' poll, while Memphis claimed the 2021 NIT title. Houston's men's track and field team took third place at the 2018 and 2019 NCAA Outdoor Championships. Tulsa has registered top-six national finishes at the 2019 and 2020 NCAA Men's Cross Country Championships.

American Athletic Conference student-athletes have distinguished themselves in all facets of intercollegiate athletics. Memphis quarterback Brady White was the 2020 winner of the National Football Foundation's James V. Campbell Trophy as the top scholar-athlete in college football. Temple linebacker Tyler Matakevich won the Bednarik Award and the Nagurski Trophy as the nation's top defensive player in 2015, while Tulsa linebacker Zaven Collins repeated that feat in 2020. Houston's Ed Oliver won the 2017 Outland Trophy as the nation's best interior lineman. The American has had three top-10 Heisman Trophy finishes as UCF quarterback McKenzie Milton was eighth in 2017 and sixth in 2018, while Navy quarterback Keenan Reynolds was fifth in 2015. Reynolds was also selected as the winner of the 2016 AAU James E. Sullivan Award as the nation's top amateur athlete.

Additionally, SMU's Avery Ackers was chosen as the Division I women's volleyball Academic All-America of the Year in 2015, while Tulsa cross country standout Kirk Smith was chosen as a Rhodes Scholar in the fall of 2016.

American Athletic Conference alumni have made their mark in professional and international sports as well, beginning with the selection of UCF quarterback Blake Bortles by the Jacksonville Jaguars with the No. 3 pick in the 2014 NFL Draft. A number of American Athletic Conference athletes have been selected in the first round of the professional entry drafts in football, basketball, baseball and soccer, including former Memphis center James Wiseman, who was the No. 2 pick in the 2020 NBA Draft, and former Wichita State third baseman Alec Bohm, the No. 3 selection in the 2018 Major League Baseball Draft. Former SMU standout Bryson

DeChambeau, who was the 2014 American Athletic Conference individual champion, went on to win the 2015 NCAA Championship, the 2015 US Amateur title and has since become one of the top players on the PGA Tour, including a win at the 2020 U.S. Open. Former Memphis tennis player Joe Salisbury, a 2014 all-conference selection, has gone on to win the 2020 Australian Open men's doubles championship and the 2021 French Open mixed doubles title. Former Tulane standout Dominik Koepfer has earned a top-50 world ranking in men's tennis. Cincinnati's Jordan Thompson was named to the 12-player United States Olympic volleyball team, which will compete in Tokyo in 2021.

The American announced a lucrative and comprehensive media rights extension with ESPN in May of 2019, providing the conference with a stronger and more extensive presence on ESPN's primary television networks (ABC, ESPN, ESPN2, ESPNU). Since the extension took effect in the 2020-21 academic year, a minimum of 40 regular-season football telecasts and 60 regular-season men's basketball games per season will appear on those primary networks. Nearly every conference-controlled game in all sports will appear either on an ESPN network or on ESPN+. The football championship game, all rounds of the men's basketball championship, and multiple rounds of the women's basketball championship, will be on linear ESPN television networks.

The first six American Athletic Conference Football Championships were televised by ABC as part of Championship Saturday. Subsequent championship games will appear on either ABC or ESPN through the duration of the 12-year extension.

American Athletic Conference teams have access to the pinnacle of college football's postseason structure. An American representative would be chosen for the College Football Playoff semifinals if it is among the top four teams in the CFP selection committee's final ranking. Otherwise, the league would place its champion in a New Year's Bowl if it is ranked higher than the champions of Conference USA, the Mid-American Conference, the Mountain West Conference and the Sun Belt Conference.

Additionally, The American holds primary or secondary partnerships with an expansive group bowls for the new cycle, which began in 2020, ensuring multiple annual matchups against the nation's top conferences and providing desirable postseason destinations for member institutions.

Away from the competitive arena, The American has established itself as a leader in the area of student-athlete wellness, both through the adoption of NCAA autonomous legislation on matters including full cost of attendance and nutrition. The conference, in conjunction with its Student-Athlete Advisory Committee has also launched the Pow6rful Minds campaign to improve awareness and education on mental issues and recognize the scholarly achievements of the conference's student-athletes.



The crown jewel in UCF's impressive Kenneth G. Dixon Athletics Village, the Bounce House opened in 2007. The campus facility gives the Knights one of the top venues in the southeast and one of the best homefield advantages in college football. After spending their previous 28 seasons at the Florida Citrus Bowl (now known as Camping World Stadium) in downtown Orlando, the Knights made their debut at then Bright House Networks Stadium on Sept. 15, 2007, facing national power Texas. A capacity crowd was on hand for the game, which was televised live nationally on ESPN2.

In its inaugural campaign at the stadium, UCF completed the season with six-straight wins at home, including a 44-25 victory over Tulsa in the Conference USA Championship game. When UCF hosted Miami on Oct. 17, 2009, a facility-record 48,453 fans were on hand for the contest.

Located on the modern north side of campus, the stadium features luxury boxes, a large club lounge on the west side of the stadium, the Carl Black and Gold Cabana premium experience on the east side, and field-level cabanas in the north and south end zones.

In the summer of 2015, the stadium enjoyed its first major renovation with the addition of the Carl Black and Gold Cabana. It is a premium experience that became one of the signatures of the UCF gameday experience. The Cabana is a 10,000-square-foot, Florida-themed social area and lounge located between the 30-yard lines. It features chair-back stadium seating, as well as an open-air sun deck to enjoy the game. Refreshments, televisions, private restrooms and other amenities are available as well.

One year later, UCF upgraded its video board to a 114 by 36 feet LED display. It features Daktronics' 15HD pixel layout for excellent image clarity. The display also has variable content zoning, allowing it to show one large image or be divided into multiple windows to show any variety of live video, instant replays, statistics, scoring, graphics, animations and sponsorship messages. The stadium also saw the addition of a ribbon display to the south end zone in 2017. This display measures more than seven feet high by 199 feet wide.

Also new to the Bounce House in 2017 were the Field Cabanas, a premium area on the field, behind both end zones with TVs, refrigerators, food and refreshments.



- **Jan. 4, 2005** UCF President Dr. John C. Hitt announces that UCF is exploring the possibility of building a football stadium on campus.
- **Dec. 14, 2005** The UCF Board of Trustees approves a financing plan for the stadium.
- **Aug. 8, 2006** Three months after construction begins on the facility, Bright House Networks acquires the naming rights to the new stadium.
- **Dec. 11, 2006** UCF announces that the Knights will face Texas in the first game inside the new stadium.
- **Sept. 15, 2007** The Knights make their debut at the stadium, hosting No. 6 Texas in front of 45,622 fans.
- **Sept. 22, 2007** UCF tops Memphis, 56-20, in the first C-USA game at Bright House Networks Stadium.
- **Dec. 1, 2007** In front of 44,128 spectators, UCF posts a 44-25 win over Tulsa in the Conference USA Championship Game.
- **Oct. 17, 2009** When the Knights host No. 9 Miami, a venue-record 48,453 fans attend the contest.
- **Nov. 14, 2009** The Knights top No. 13 Houston, 37-32, to record the first win in program history over a nationally-ranked opponent.
- **Dec. 4, 2010** UCF defeats SMU, 17-7, in the C-USA Championship Game at Bright House Networks Stadium.
- **Sept. 10, 2011** In front of 45,671, the Knights thump Boston College, 30-3, for their first home win vs. a school from a BCS automatically-qualifying conference.
- **Nov. 29, 2013** The rivalry is renewed as UCF tops USF, 23-20, to cap an incredible home season at BHNS.
- **2014 Season** UCF posts a perfect 6-0 record at home, marking its first undefeated season on its home field since 2001.
- **2015 Season** The Carl Black and Gold Cabana debuts - UCF's new premium seating experience on the east side of the stadium.
- **Nov. 24, 2017** UCF defeats South Florida 49-42 in front of a sellout crowd of 47,129 to win the American Athletic Conference East Division.
- **Dec. 2, 2017** The Knights host Memphis in the American Athletic Conference Championship, defeating the Tigers 62-55 in overtime to win their third AAC title in five years and earn a spot in the 2018 Chick-fil-A Peach Bowl.
- **Nov. 17, 2018** Following a visit to campus by ESPN's College GameDay, UCF defeats Cincinnati 38-13 in front of sold out crowd of 47,795 at Spectrum Stadium.
- **Dec. 1, 2018** For the second straight season, the Knights take on Memphis in the American Athletic Conference Championship, winning 56-41 to earn a New Year's Six bowl berth at the 2019 PlayStation Fiesta Bowl.

UCF Milestone Home Attendance Marks

--Including an exhibition game against Team Moscow in 1992, 6,054,849 fans have attended UCF home games since 1979.
 --Including all games, home, away, neutral and exhibition, since 1979, 11,868,505 fans have watched the Knights play in person.
 --Since opening the Bounce House in 2007, 3,246,291 fans have attended UCF home football games.

Largest Home Crowds in UCF History

Opponent (Year)	Attendance
1. Tulsa (2005/C-USA Champ.)	*51,978
2. Virginia Tech (2000)	*50,220
3. Miami (2009)	48,453
4. Cincinnati (2018)	47,795
5. South Carolina (2013)	47,605
6. South Florida (2017)	47,129
7. South Florida (2008)	46,805
8. South Florida (2006)	*46,708
9. Marshall (2007)	46,103
10. South Florida (2013)	45,952
11. Boston College (2011)	45,671
12. Texas (2007)	45,622
13. Tulsa (2007)	45,510
14. South Florida (2019)	45,216
15. Memphis (2018/AAC Champ.)	45,176
16. Stanford (2019)	45,008
17. Pittsburgh (2018)	44,904
18. Navy (2018)	44,738
19. Houston (2013)	44,665
20. Bethune-Cookman (2014)	44,510
21. Florida Atlantic (2018)	44,257
22. UConn (2019)	44,164
23. Tulsa (2007/C-USA Champ.)	44,128
24. Florida A&M (2019)	44,073
25. South Carolina State (2018)	43,269

*played at Florida Citrus Bowl (1979-06); all others at the Bounce House beginning in 2007.

Largest Away Crowds in UCF History

Opponent (Year)	Attendance
1. Michigan (2016)	109,295
2. Ohio State (2012)	104,745
3. Penn State (2002)	103,029
4. Penn State (2004)	101,715
5. Texas (2009)	101,003
6. Penn State (2013)	92,855
7. Florida (2006)	90,210
8. Georgia (1999)	86,117
9. Florida (1999)	85,346
10. Alabama (2000)	83,818
11. South Carolina (2005)	82,753
12. Wisconsin (2004)	82,116
13. Auburn (1997)	82,109
14. South Carolina (1997)	81,908
15. Auburn (1998)	80,743
16. South Carolina (2015)	78,411
17. Florida State (1995)	76,600
18. South Carolina (1996)	76,411
19. Auburn (1999)	75,804
20. Nebraska (1997)	75,327
21. Clemson (2001)	75,000
22. Auburn (2017/Peach Bowl)	71,109
23. USF (2007)	65,948
24. Baylor (2013/Fiesta Bowl)	65,172
25. Mississippi State (2007/Liberty Bowl)	63,816

Record at the Bounce House

Overall
 66-22
 Conference
 43-13
 Postseason
 3-0
 Outscored Opponents
 2,958-1,704

Games (without 1992 exhibition game)

No.	Date	Opponent	Score
1	9/22/79	at St. Leo	W 21-0
100	10/8/88	New Haven	L 23-31
200	9/27/97	at Auburn	L 14-41
250	11/24/01	Louisiana-Lafayette	W 31-0
300	9/9/06	at Florida	L 0-42
350	9/4/10	South Dakota	W 38-7
400	11/29/13	USF	W 23-20
450	11/18/17	at Temple	W 45-19
489	12/22/20	vs. BYU	L 23-49

Home Wins

No.	Date	Opponent	Score
1	9/29/79	Fort Benning	7-6
100	10/26/02	Akron	28-17
175	11/29/19	South Florida	34-7
177	11/14/20	Temple	38-13

Away Wins (does not include neutral-sites)

No.	Date	Opponent	Score
1	9/22/79	at St. Leo	21-0
50	10/24/09	at Rice	49-7
88	11/27/20	at South Florida	58-46

FBS Era Games

No.	Date	Opponent	Score
1	8/29/96	William & Mary	W 39-33
100	11/13/04	at Ball State	L 17-21
250	10/15/16	at Connecticut	W 24-16
300	10/24/20	Tulane	W 51-34

FBS Era Wins

No.	Date	Opponent	Score
1	8/29/96	William & Mary	39-33
50	10/21/05	Tulane	34-24
100	10/13/12	Southern Miss	38-31 (2OT)
150	9/29/18	Pittsburgh	45-14
174	11/27/20	at South Florida	58-46

All-Time Single-Season Bounce House Attendance

Year	Games	Total Attendance	Average	Sellouts
2007	*7 (6-1)	308,129	44,018	3
2008	6 (2-4)	237,576	39,596	1
2009	7 (6-1)	266,543	38,077	1
2010	*7 (5-2)	277,301	39,614	0
2011	6 (5-1)	205,695	34,282	1
2012	6 (5-1)	207,646	34,607	0
2013	6 (5-1)	252,505	42,084	2
2014	6 (6-0)	226,869	37,811	1
2015	6 (0-6)	180,388	30,064	0
2016	6 (3-3)	214,814	35,802	0
2017	*7 (7-0)	257,924	36,846	1
2018	*8 (8-0)	352,144	44,018	5
2019	6 (6-0)	262,728	43,788	2
2020^	4 (2-2)	37,458^	9,365^	0^
Total	88 (66-22)	3,246,291	36,890	19

*includes Conference USA Championship Game

^includes American Athletic Conference Championship Game

^COVID-19 pandemic required limited capacity for all games in 2020





WAYNE DENSCH SPORTS CENTER

The home of UCF Football, the Wayne Densch Sports Center got a facelift in 2021. The building houses coaches offices, sports medicine, locker room, team meeting rooms, player lounge, and the newly renovated Gault-Kohn Performance Center.

GAULT-KOHN PERFORMANCE CENTER

The weight room inside of the Wayne Densch Sports Center was completely renovated in 2019 thanks to a generous gift from the Gault and Kohn families.



NICHOLSON FIELDHOUSE

UCF was the first program in the state of Florida to put in an indoor facility back in 2005. In the summer of 2021, state-of-the-art field turf was added to Nicholson Fieldhouse.



SPIRIT SPLASH

Voted the **BEST**
HOMECOMING TRADITION **NATION**

SPRIT SPLASH is one of the biggest homecoming traditions in the country! Over 10,000 students come together to celebrate our amazing school at the reflection pond in front of the library! FREE swag, loud music and the school spirit will be at an absolute max at SPRIT SPLASH!



KNIGHTS

FOOTBALL



Samuel Jackson
SENIOR OT

Derek Gainous
SENIOR DB

Big Kat Bryant
SENIOR DE

Cole Schneider
SENIOR OG