



**K-STATE vs. ALABAMA**

Saturday | December 31, 2022 | 11 AM CST | ESPN  
Caesars Superdome (68,500) | New Orleans, La.

**TABLE OF CONTENTS**

- 2 Media Information
- 3 Caesars Superdome
- 4 City of New Orleans
- 5 Sugar Bowl Preview
- 6 Quick Facts
- 7 Notes
- 13 Depth Chart
- 14 Rosters
- 16 Head Coach Chris Klieman
- 18 Assistant Coaches
- 24 Support Staff
- 25 The Wildcats
- 47 Season Honor Roll
- 48 Record Book Update
- 50 2022 Statistics
- 60 The Last Time...
- 65 Game Recaps
- 78 Big 12 Recap
- 80 All-Big 12 Teams
- 81 Team Bowl Records
- 86 Individual Bowl Records
- 88 Career Bowl Records
- 90 Bowl Recaps

**CREDITS**

MANAGING EDITOR, LAYOUT & DESIGN: Ryan Lackey  
CONTRIBUTING WRITERS: Ryan Lackey, Kenny Lannou, D. Scott Fritchen  
COVER DESIGN: Emily McMillan

**PHOTOGRAPHY**

Chander Mixon, Ray Martinez, Joshua Strong, Molly Kaiser, Lathe Cobb, Kendall Spencer and Sophie Osborn of K-State Athletics; Allstate Sugar Bowl.

The 2022 Kansas State Football Allstate Sugar Bowl Guide is a product of the K-State Athletic Communications office.



*The 89th annual Allstate Sugar Bowl will be Kansas State's 24th bowl appearance and 11th in the last 13 seasons.*

**K-STATE FOOTBALL • ALLSTATE SUGAR BOWL INFORMATION**

**K-STATE TEAM HEADQUARTERS**

Hilton New Orleans Riverside  
Two Poydras Street  
New Orleans, LA 70140  
Phone: 504.561.0500

**K-STATE PRACTICE FACILITY**

Caesars Superdome  
1500 Sugar Bowl Drive  
New Orleans, LA 70112



**RYAN LACKEY**  
Associate AD for  
Communications



**KENNY LANNOU**  
Executive Associate AD  
for Communications

**SUGAR BOWL • MEDIA INFORMATION**

**MEDIA HEADQUARTERS**

Sheraton New Orleans  
500 Canal Street  
New Orleans, LA 70130  
Phone: 504.525.2500

**SUGAR BOWL HEADQUARTERS**

1500 Sugar Bowl Drive  
New Orleans, LA 70112  
Phone: 504.828.2450



**JOHN SUDSBURY**  
Senior Director of  
Communications

**2022 K-STATE FOOTBALL RESULTS**

**RECORD: 10-3 [7-2 Big 12 Conference]**

DATE	OPPONENT (TV)	RESULT	ATTEND
Sept. 3	South Dakota (Big 12 Now on ESPN+)	W, 34-0	50,469
Sept. 10	Missouri (ESPN2)	W, 40-12	51,806
Sept. 17	Tulane (Big 12 Now on ESPN+)	L, 10-17	50,887
Sept. 24	at 6/6 Oklahoma* (FOX)	W, 41-34	84,376
Oct. 1	rv/rv Texas Tech* (Big 12 Now on ESPN+)	W, 37-28	50,782
Oct. 8	at Iowa State* (ESPN2)	W, 10-9	60,561
Oct. 22	at 8/8 TCU* (FS1)	L, 28-38	47,881
Oct. 29	9/9 Oklahoma State* (FOX)	W, 48-0	51,133
Nov. 5	24/rv/rv Texas* (FS1)	L, 27-34	51,216
Nov. 12	at nr/rv Baylor* (FS1)	W, 31-3	47,686
Nov. 19	at West Virginia* (Big 12 Now on ESPN+)	W, 48-31	37,055
Nov. 26	Kansas* (FOX)	W, 47-27	51,861
Dec. 3	vs. 3/3 TCU <sup>†</sup>	W, 31-28 (OT)	69,335

Home Games in **BOLD**

\* Big 12 Conference Game | <sup>†</sup> Dr. Pepper Big 12 Championship

**ON THE COVER**

Player that made an impact throughout K-State's Big 12 Championship run are depicted on the front cover. Those players include quarterback **Will Howard**, defensive end **Felix Anudike-Uzomah**, wide receiver **Kade Warner**, quarterback **Adrian Martinez**, cornerback **Julius Brents**, linebacker **Daniel Green**, wide receiver **Malik Knowles**, running back **Deuce Vaughn** and offensive lineman **Cooper Beebe**.



@KStateFB



@KStateFB



@KStateFootball

## COMMUNICATIONS REPRESENTATIVES

### KANSAS STATE

Ryan Lackey, Associate A.D. for Communications

Mobile Phone: 785.587.7865 | E-Mail: rlackey@kstatesports.com

Kenny Lannou, Executive Associate A.D. for Communications

Mobile Phone: 785.587.7867 | E-Mail: klannou@kstatesports.com

D. Scott Fritchen, Creative Writing Specialist

E-Mail: sfritchen@kstatesports.com

Website: www.K-StateSports.com

Twitter Handles: @KStateFB/@KStateSports

### ALABAMA

Josh Maxson, Assistant Athletics Director, Communications

E-Mail: jmaxson@ia.ua.edu

Alex Thompson, Assistant Director, Communications

E-Mail: athompson@ia.ua.edu

Website: www.RollTide.com

Twitter Handles: @AlabamaFTBL/@UA\_Athletics

### ALLSTATE SUGAR BOWL

John Sudsbury, Senior Director of Communications

Phone: 504.427.7076 | E-Mail: johns@sugarbowl.org

Melissa Stoltz, Communications and Media Relations Coordinator

Phone: 504.828.2440 | E-Mail: meliss@sugarbowl.org

Website: www.AllstateSugarBowl.org

### FOLLOW THE BOWL

Twitter: @SugarBowlNola

Instagram: @sugarbowlnola

## KANSAS STATE TRAVEL ITINERARY

Kansas State will travel to the New Orleans area directly from Manhattan via charter air service on Monday, December 26. Head coach **Chris Klieman** and two players will be made available to the media at Louis Armstrong International Airport upon arrival. Check with John Sudsbury of the Allstate Sugar Bowl for arrival interview procedures.

## BOWL WEEK INTERVIEWS

Kansas State players and coaches will first be available to the media on Monday, December 26, upon arrival at Louis Armstrong International Airport. There are also three press conference and two open practices prior to the game. Please refer to the below schedule/media availability chart for all other media opportunities throughout the week.

## PRACTICES

K-State will practice at Caesars Superdome. Practices on Tuesday, December 27 and Wednesday December 28 are open to the media for stretching and the first 15 minutes of individual drills. All other practices will be closed to the media and general public.

## POSTGAME

Following the game, head coach **Chris Klieman** and two players will conduct a formal press conference in the main press conference interview area. Additionally, five players will be available in a breakout room across the hall from K-State's locker room. Both locker rooms will be open for now more than 30 minutes following the conclusion of the contest.

## K-STATE PEP RALLY

At print time, K-State's pep rally plans regarding K-State's pep rally have not been determined. An email will be sent to the media regarding those plans once they become final.

## KANSAS STATE PRACTICE SCHEDULE | MEDIA AVAILABILITY [SUBJECT TO CHANGE | ALL TIMES CST]

DATE   TIME	ACTIVITY	LOCATION	OPEN   CLOSED	INTERVIEWS
<b>Monday, Dec. 26</b> Approx. 12:15 p.m.	Team Arrival	Louis Armstrong International Airport	Open	Chris Klieman and two players upon arrival
<b>Tuesday, Dec. 27</b> 1:25 p.m.	Practice	Caesars Superdome	Open	Stretching and first 15 minutes
<b>Wednesday, Dec. 28</b> 8:30 a.m. 8:30 a.m. 1:25 p.m.	Defensive Press Conference Children's Hospital Visit Practice	Sheraton New Orleans Children's Hospital Caesars Superdome	Open Open Open	Joe Klanderman and five players Photo/Video Opportunity Only Stretching and first 15 minutes
<b>Thursday, Dec. 29</b> 8:30 a.m.	Offensive Press Conference	Sheraton New Orleans	Open	Collin Klein and five players
<b>Friday, Dec. 30</b> 8:30 a.m.	Head Coaches Conference	Sheraton New Orleans	Open	Nick Saban (8:30 a.m.) and Chris Klieman (8:50 a.m.)
<b>Saturday, Dec. 31</b> 11 a.m.	89th Annual Allstate Sugar Bowl	Caesars Superdome	Open	Postgame availability (see above)





# CAESARS SUPERDOME

The Caesars Superdome, commonly known as the Superdome, is a multi-purpose stadium located in the Central Business District of New Orleans, Louisiana. It is the home stadium of the New Orleans Saints.

Plans were drawn up in 1967 by the New Orleans modernist architectural firm of Curtis and Davis and the building opened as the Louisiana Superdome in 1975. Its steel frame covers a 13-acre expanse and the 273-foot dome is made of a lamellar multi-ringed frame and has a diameter of 680 feet, making it the largest fixed domed structure in the world.

The Superdome has routinely hosted major sporting events; it has hosted seven Super Bowl games (and will host its eighth, Super Bowl LIX, in 2025), and five NCAA championships in men's college basketball. In college football, the Sugar Bowl has been played at the Superdome since 1975, which is one of the New Year's Six bowl games of the College Football Playoff (CFP). It also traditionally hosts the Bayou Classic, a rivalry game played between the HBCUs Southern University and Grambling State University. The Superdome was also the long-time home of the Tulane Green Wave football team of Tulane University until 2014 (when they returned on-campus at Yulman Stadium), and was the home venue of the New Orleans Jazz of the National Basketball Association from 1975 until 1979.

## CAESARS SUPERDOME FOOTBALL/COLLEGE SPORTS HISTORICAL TIMELINE

- August 12, 1971** – Superdome Breaks Ground
- August 3, 1975** – Superdome Opens
- December 31, 1975** – First Sugar Bowl played in Superdome (Alabama vs. Penn State)
- January 15, 1978** – First Super Bowl played in Superdome (Dallas Cowboys vs. Denver Broncos)
- January 25, 1981** – Super Bowl XV (Oakland Raiders vs. Philadelphia Eagles)
- March 29, 1982** – NCAA Final Four (Championship Game: North Carolina vs. Georgetown)
- January 26, 1986** – Super Bowl XX (Chicago Bears vs. New England Patriots)
- January 28, 1990** – Super Bowl XXIV (San Francisco 49ers vs. Denver Broncos)
- April 5, 1993** – Final Four (Championship: North Carolina vs. Michigan)
- January 26, 1997** – Super Bowl XXXI (Green Bay Packers vs. New England Patriots)
- November 29, 1997** – Grambling Coach Eddie Robinson's Final Game
- January 4, 2000** – BCS National Championship (Florida State vs. Virginia Tech)
- February 3, 2002** – Super Bowl XXXVI (New England Patriots vs. St. Louis Rams)
- April 7, 2003** – NCAA Final Four (Championship: Syracuse vs. Kansas)
- January 4, 2004** – BCS National Championship (LSU vs. Oklahoma)
- January 7, 2008** – BCS National Championship (LSU vs. Ohio State)
- January 9, 2012** – BCS National Championship (Alabama vs. LSU)
- April 2, 2012** – NCAA Final Four (Championship: Kentucky vs. Kansas)
- February 3, 2013** – Super Bowl XLVII (Baltimore Ravens vs. San Francisco 49ers)
- January 1, 2015** – CFP Semifinals at the Allstate Sugar Bowl (Ohio State vs. Alabama)
- January 13, 2020** – CFP National Championship (LSU vs. Clemson)





## CATS, TIDE CLASH IN NOLA ON NEW YEAR'S EVE

Coming off a Big 12 Championship for the first time in 10 years, No. 9 Kansas State (10-3) sails into the Allstate Sugar Bowl seeking a school record-tying 11 wins when it meets No. 5 Alabama (10-2) for an 11 a.m. kickoff on December 31 at the Caesars Superdome in New Orleans, Louisiana.

The Sugar Bowl marks the 24th bowl game for the Wildcats, who are advancing to a bowl for a third time in four years under head coach **Chris Klieman**, whose team is making its the New Year's Six appearance in school history outside of appearances in the Cotton and Fiesta Bowls under the previous BCS format.

The Sugar Bowl will mark K-State's first trip to the Big Easy as the Wildcats face the Crimson Tide for the first time in history.

K-State is looking to post back-to-back bowl victories in consecutive seasons for the third time in school history and the first since it won the 2016 Texas Bowl and 2017 Cactus Bowl. K-State is 10-13 in bowl games and comes off a 42-20 win over LSU in the 2021 Texas Bowl.

The Wildcats are 3-2 all-time against SEC teams in bowl games. That includes a 35-21 win over Tennessee (2000), a 29-16 loss to Arkansas (2011) and a 45-23 loss to Arkansas (2015), a 33-28 win over Texas A&M (2016) and last year's victory over LSU.

### A LOOK AT THE WILDCATS

K-State reached double-digit victories for the first time since 2012 with a thrilling 31-28 overtime victory against No. 3 TCU in the Big 12 Championship Game at AT&T Stadium in Arlington, Texas, on December 3. That earned the Cats their third win over a top-10 opponent this season for the first time in school history.

K-State overcame adversity and injuries during a season in which it was picked fifth in the Big 12. The Wildcats tossed outside expectations aside to record one of the most memorable regular seasons ever in Manhattan.

K-State's three losses were all against teams that finished ranked in the Top 25 of the College Football Playoff Poll. That included an early season 17-10 loss to eventual American Conference Champion Tulane. The Wildcats responded with a 41-34 win at then-No. 6 Oklahoma, then scored a 37-28 win over Texas Tech before posting a hard-earned 10-9 win at Iowa State.

Although transfer quarterback **Adrian Martinez** and running back **Deuce Vaughn** emerged as the top quarterback-running back threat in the FBS, adversity struck when Martinez suffered an injury during a 38-28 loss at TCU on October 22. Junior quarterback **Will Howard** stepped in and didn't miss a beat the remainder of the regular season, throwing 15 touchdowns and just two interceptions. Howard threw a school record-tying four touchdowns in a 48-0 win over then-No. 9 Oklahoma State, which marked the most-lopsided win ever by a ranked team over a higher ranked squad.

The Wildcats bounced back from a 34-27 loss to then-No. 24 Texas to win their final three contests at Baylor (31-3) at West Virginia (48-31) and against Kansas (47-27) to clinch a berth in the program's first Big 12 title game since 2003.

Howard, who stepped in for injured Skylar Thompson in both 2020 and 2021, is slated to make his fourth start of the season against the Crimson Tide. He has completed 61.6% of his passes for 1,423 yards and 15 touchdowns and two interceptions to go along with three rushing touchdowns.

Vaughn, who ranks second all-time in rushing (3,471 yards) in K-State history, heads into bowl season as the only active player in the FBS with 3,000 rushing yards and 1,200 receiving yards. Vaughn has 217 carries for 1,425 yards and eight touchdowns and ranks second on the team with 42 catches for 378 yards and three scores this season. He is one of just two players in the last 15 years to record 1,300 rushing yards and 300 receiving yards in multiple seasons.

K-State has the luxury of three senior wide receivers who have taken turns generating big plays. **Malik Knowles** has 47 catches for 719 yards and two touchdowns, **Phillip Brooks** has 41 catches for 543 yards and four touchdowns, and **Kade Warner** has 41 catches for 408 yards and five touchdowns. The Wildcats have a valuable piece in All-Big 12 First Team tight end **Ben Sinnott**, who has 28 catches for 399 yards and four scores.

Defensively, K-State held every FBS opponent under their season scoring average at the time that they played. Linebacker **Austin Moore** leads five defenders with at least 50 tackles – Moore (85 tackles), safeties **Drake Cheatum** (65), **Josh Hayes** (65) and **Kobe Savage** (58), and linebacker **Daniel Green** (56).

However, the Wildcats' biggest defensive threat is Walter Camp All-American defensive end **Felix Anudike-Uzomah**, the Big 12 Defensive Player of the Year, who has 44 tackles, including 11 tackles for loss, with 8.5 sacks and two forced fumbles. Additionally, eight different players have recorded at least one interception for the Wildcats, who are tied for sixth nationally with 16 picks this season.

Knowles averages 27.9 yards per kickoff return in his career to rank No. 1 in the FBS among all active players with at least 50 kickoff returns. Brooks averages 14.9 yards per punt return in his career to rank No. 1 nationally among all active plays with at least 50 punt returns.

One of the Wildcats most valuable players this season has been senior **Ty Zentner**, who has handled punts, kickoffs and field goals. Zentner's average of 44.72 yards per punt ranks second in school history. He averages 62.8 yards per kickoff with 49 touchbacks. He has made all nine of his field-goal attempts, including the 31-yard game-winner in overtime to lift the Wildcats to their Big 12 title.

### A LOOK AT THE CRIMSON TIDE

No. 5 Alabama has appeared in the Sugar Bowl 16 times with a 9-7 record in those contests. Nick Saban, is 283-69-1 in his 16 seasons. He is 15-6 in postseason games at Alabama. Alabama won four of its last six games in the regular season with its two losses at Tennessee (52-49) and at LSU (32-31) coming on the final play.

The Crimson Tide rank fourth in the FBS in scoring offense (40.8) and ninth in scoring defense (18.0). Bryce Young has completed 64.1% of his passes for 3,007 yards and 27 touchdowns and five interceptions. Running back Jahmyr Gibbs leads the team in both rushing attempts (136) and receptions (42). Gibbs has rushed for 805 yards and seven touchdowns and has 378 yards receiving and three scores.

Linebacker Will Anderson Jr., won the Lombardi Award and Nagurski Trophy after recording 51 tackles, including 17.0 tackles for loss and 10 sacks with one interception and 12 quarterback hurries.



## KANSAS STATE WILDCATS

### UNIVERSITY INFORMATION

LOCATION	Manhattan, Kan. 66502
FOUNDED	1863
ENROLLMENT	20,229
PRESIDENT	Dr. Richard Linton (Virginia Tech '88)
ATHLETICS DIRECTOR	Gene Taylor (Arizona State '80)
CONFERENCE	Big 12
NICKNAME	Wildcats
COLORS	Purple (PMS 268) and White
STADIUM	Bill Snyder Family Stadium (50,000)
YEAR OPENED	1968 (as KSU Stadium)
PLAYING SURFACE	Wagner Field (AstroTurf GameDay Grass 3D60H, 2011)
BAND	Pride of Wildcat Land
OFFICIAL WEBSITE	www.K-StateSports.com
ATHLETICS/FOOTBALL TWITTER HANDLES	@KStateSports/@KStateFB

### FOOTBALL INFORMATION

2022 RECORD	10-3
BIG 12 RECORD (FINISH)	7-2 (1st)
LAST BOWL	2021 Texas Bowl (Defeated LSU, 42-20)
ALL-TIME BOWL RECORD	10-13 (.435)

### COACHING STAFF

HEAD COACH	Chris Klieman (Northern Iowa '90)
ASSISTANT HEAD COACH/PASSING GAME COORD./CORNERBACKS	Van Malone (Houston '02)
DEFENSIVE COORDINATOR/SAFETIES	Joe Klanderman (Minnesota State '01)
OFFENSIVE COORDINATOR/QUARTERBACKS	Collin Klein (Kansas State '11)
RUNNING BACKS	Brian Anderson (Western Illinois '94)
FULLBACKS/TIGHT ENDS	Brian Lepak (Oklahoma '10)
OFFENSIVE LINE	Conor Riley (Omaha '03)
LINEBACKERS	Steve Stanard (Nebraska '89)
DEFENSIVE TACKLES	Mike Tuiaosopo (Pacific Lutheran '89)
WIDE RECEIVERS	Thad Ward (UCF '01)
DEFENSIVE ENDS	Buddy Wyatt (TCU '90)

### SCHEDULE | RESULTS [10-3, 7-2 BIG 12]

DATE	CFP/AP/C OPPONENT	RESULT	SCORE	TV	ATTEND
Sept. 3	South Dakota	W	34-0	Big 12 Now	50,469
Sept. 10	Missouri	W	40-12	ESPN2	51,806
Sept. 17	Tulane	L	10-17	Big 12 Now	50,887
Sept. 24	at 6/6 Oklahoma*	W	41-34	FOX	84,376
Oct. 5	rv/rv Texas Tech*	W	37-28	Big 12 Now	50,782
Oct. 8	at Iowa State*	W	10-9	ESPNU	60,561
Oct. 22	at 8/8 TCU*	L	28-38	FS1	47,881
Oct. 29	9/9 Oklahoma State*	W	48-0	FOX	51,113
Nov. 5	24/rv/rv Texas*	L	27-34	FS1	51,216
Nov. 12	at nr/rv/rv Baylor*	W	31-3	FS1	47,686
Nov. 19	at West Virginia*	W	48-31	Big 12 Now	37,055
Nov. 26	Kansas*	W	47-27	FOX	51,81
Dec. 3	vs. 3/3/3 TCU <sup>§</sup>	W	31-28 (OT)	ABC	69,335

\* Big 12 Conference Game | § Big 12 Championship; AT&T Stadium; Arlington, Texas

### STATISTICAL LEADERS

RUSHING									
	G	ATT	GAIN	LOSS	NET	AVG	TD	LONG	YPG
Deuce Vaughn	13	271	1,472	47	1,425	5.3	8	69	109.6
PASSING									
	G	EFFIC	CPL-ATT-INT		PCT.	YARDS	TD	LONG	AVG/G
Will Howard	6	162.2	101-164-2		61.6	1,423	15	80	237.2
RECEIVING									
	G	NO	YDS		AVG	TD	LONG	AVG/G	
Malik Knowles	13	47	719		15.3	2	68	55.3	
TACKLES									
	G	UT	AT	TT	TFL	INT	PBU	FR	FF
Austin Moore	13	56	29	85	10.0	1	4	1	2

## ALABAMA CRIMSON TIDE

### UNIVERSITY INFORMATION

LOCATION	Tuscaloosa, Ala. (35487)
FOUNDED	1831
ENROLLMENT	38,645
PRESIDENT	Dr. Stuart Bell
ATHLETICS DIRECTOR	Greg Byrne
CONFERENCE	SEC (West)
NICKNAME	Crimson Tide
COLORS	Crimson and White
STADIUM	Bryant-Denny Stadium (100,077)
OFFICIAL WEBSITE	www.RollTide.com
ATHLETICS/FOOTBALL TWITTER HANDLES	@UA_Athletics/@AlabamaFTBL

### FOOTBALL INFORMATION

2022 RECORD	10-2
AAC RECORD (FINISH)	6-2 (1st, West)
LAST BOWL	2021 CFP Semifinal at the Cotton Bowl (Defeated Cincinnati, 27-6)
ALL-TIME BOWL RECORD	44-26-3 (.623)

### COACHING STAFF

HEAD COACH	Nick Saban (Kent State '73)
ASSISTANT HEAD COACH OF OFFENSE/WIDE RECEIVERS	Holmon Wiggins (New Mexico '03)
DEFENSIVE COORDINATOR/INSIDE LINEBACKERS	Pete Golding (Delta State '05)
OFFENSIVE COORDINATOR/QUARTERBACKS	Bill O'Brien (Brown '92)
SPECIAL TEAMS COORDINATOR/OUTSIDE LINEBACKERS	Coleman Hutzler (Syracuse '91)
RUNNING BACKS	Robert Gillespie (Florida '05)
ASSOCIATE DEFENSIVE COORDINATOR/SAFETIES	Charles Kelly (Auburn '90)
DEFENSIVE LINE	Freddie Roach (Alabama '08)
CORNERBACKS	Travaris Robinson (Auburn '07)
OFFENSIVE LINE	Eric Wolford (Kansas State '94)
TIGHT ENDS	Joe Cox (Georgia '09)

### SCHEDULE | RESULTS [10-2, 6-2 SEC]

DATE	AP/C/CFP OPPONENT	RESULT	SCORE	TV	ATTEND
Sept. 3	rv/rv Utah State	W	55-0	SECN	98,321
Sept. 10	at rv/22 Texas	W	20-19	FOX	105,213
Sept. 17	ULM	W	63-7	SECN	98,433
Sept. 24	Vanderbilt*	W	55-3	SECN	96,246
Oct. 1	at 20/19 Arkansas*	W	49-26	CBS	75,579
Oct. 8	rv/rv Texas A&M*	W	24-20	CBS	100,077
Oct. 15	at 6/8 Tennessee*	L	49-52	CBS	101,915
Oct. 22	24/24 Mississippi State*	W	30-6	ESPN	100,077
Nov. 5	at 10/15/17 LSU*	L	31-32 (OT)	ESPN	102,321
Nov. 12	at 11/11/9 Ole Miss*	W	30-24	CBS	65,923
Nov. 19	Austin Peay*	W	3-0	SECN+	99,639
Nov. 26	Auburn*	W	49-27	CBS	100,077

\* Southeastern Conference Game

### STATISTICAL LEADERS

TRANSITION LEADERS									
RUSHING	G	ATT	GAIN	LOSS	NET	AVG	TD	LONG	YPG
Jahmyr Gibbs	11	136	898	48	850	6.3	7	76	77.3
PASSING	G	EFFIC	CPL-ATT-INT		PCT.	YARDS	TD	LONG	AVG/G
Bryce Young	11	156.5	230-359-5		64.1	3,007	27	65	273.4
RECEIVING	G	NO	YDS		AVG	TD	LONG	AVG/G	
Jahmyr Gibbs	11	42	378		9.0	3	37	34.4	
TACKLES	G	UT	AT	TT	TFL	INT	PBU	FR	FF
DeMarcco Hellams	12	59	36	95	3.0	1	7	1	1

## WILDCATS HEADED TO ALLSTATE SUGAR BOWL

- Fresh off a 31-28 victory over No. 3 TCU in the 2022 Big 12 Championship, Kansas State received its 24th bowl berth all time and third under head coach **Chris Klieman** as the ninth-ranked Wildcats will face No. 5 Alabama in the 89th annual Allstate Sugar Bowl on Saturday, December 31.
- Of K-State's 24 total bowl appearances all-time, 22 of those have come in the last 30 seasons.
- The Wildcats hold a 10-13 record in bowl games and are looking to win their fourth bowl game in their last five appearances. It would be the first time in school history the Wildcats won four bowls in five tries.
- This will mark the eighth different state in which K-State has traveled to bowl games. The most frequent are Arizona (4-Copper/Insight/Bufalo Wild Wings/Cactus, 3-Fiesta) and Texas (3-Cotton, 3-Texas, 2-Alamo).

## K-STATE BOWL HISTORY

The 89th annual Allstate Sugar Bowl marks K-State's 24th post-season bowl appearance. Below is K-State's all-time list of bowl appearances.

1982	Independence Bowl	Wisconsin 14, K-State 3
1993	Copper Bowl	K-State 52, Wyoming 17
1994	Aloha Bowl	Boston College 12, K-State 7
1995	Holiday Bowl	K-State 54, Colorado State 21
1997	Cotton Bowl	BYU 19, K-State 15
1997	Fiesta Bowl	K-State 35, Syracuse 18
1998	Alamo Bowl	Purdue 37, K-State 34
1999	Holiday Bowl	K-State 24, Washington 20
2001	Cotton Bowl	K-State 35, Tennessee 21
2001	Insight.com Bowl	Syracuse 26, K-State 3
2002	Holiday Bowl	K-State 34, Arizona State 27
2004	Fiesta Bowl	Ohio State 35, K-State 28
2006	Texas Bowl	Rutgers 37, K-State 10
2010	Pinstripe Bowl	Syracuse 36, K-State 34
2012	Cotton Bowl	Arkansas 29, K-State 16
2013	Fiesta Bowl	Oregon 35, K-State 17
2013	Bufalo Wild Wings Bowl	K-State 31, Michigan 14
2015	Alamo Bowl	UCLA 40, K-State 35
2016	Liberty Bowl	Arkansas 45, K-State 23
2016	Texas Bowl	K-State 33, Texas A&M 28
2017	Cactus Bowl	K-State 35, UCLA 17
2019	Liberty Bowl	Navy 20, K-State 17
2021	Texas Bowl	K-State 42, LSU 20

## K-STATE IN LOUISIANA

- Kansas State is looking to turn around its fortune in the Pelican State as the Wildcats are 0-4 all-time in games played in the state of Louisiana.
- Included in that stretch is a 0-1 mark in New Orleans having lost at Tulane, 20-16, in 1988 inside the Superdome.
- K-State's last game in the state of Louisiana came in 2009 when it lost to Louisiana, 17-15, on a last-minute field goal in Lafayette.

## CATS AND CRIMSON TIDE

- Kansas State and Alabama will meet for the first time ever on the gridiron in the Allstate Sugar Bowl.
- It will be just the sixth time the Wildcats have faced a team from the state Alabama, going 1-4 in the previous five games.
- The Wildcats defeated Troy at home in 2003, while they are 0-4 all-time against Auburn. The Tigers are the last team from the state of Alabama the Wildcats have faced, which came in a 20-14 setback at home in 2014.

## K-STATE AND THE SEC

- K-State will be playing its 139th game all-time against current members of the SEC, but 107 of those meetings were against either Missouri or Texas A&M as Big Eight/12 foes.
- It marks the second-straight season the Wildcats will face an SEC team in bowl play and the fourth in the Wildcats' last six bowl games. K-State has won each of its last two bowl meetings with SEC teams, defeating LSU in last year's Texas Bowl (42-20) and Texas A&M in the 2016 Texas Bowl (33-28).
- Under head coach **Chris Klieman**, Kansas State is 3-0 against SEC opponents. The Wildcats won at Mississippi State, 31-24, in 2019, defeated LSU in last year's Texas Bowl, and took down Missouri, 40-12, earlier this season.

## CATS VS. SEC

Arkansas	3-3
Auburn	0-4
Florida	0-2
Kentucky	1-3
LSU	1-1
Mississippi State	2-2
Missouri	33-60-5
South Carolina	1-2
Tennessee	1-0
Texas A&M	8-8
Vanderbilt	0-2
<b>TOTAL</b>	<b>50-87-5</b>

## BOWLING AGAIN

- In an era of college football where over 80 teams play in bowl games each year, K-State is one of just 19 Power 5 schools to advance to a bowl in 11 of the last 13 years.
- The Wildcats are one of four Big 12 teams to accomplish the feat, joining Baylor, Oklahoma and Oklahoma State.
- Since 1993, Kansas State has advanced to 23 bowl games, which is tied for 16th nationally and fourth in the Big 12.

## POWER 5 TEAMS IN BOWLS 11 OF THE LAST 13 YEARS

Alabama	Louisville	Oklahoma
Baylor	LSU	Oklahoma State
Clemson	Michigan	Oregon
Florida	Mississippi State	Pittsburgh
Georgia	NC State	Wisconsin
Iowa	Notre Dame	
<b>Kansas State</b>	Ohio State	

## BIG 12 CHAMPS

- Kansas State earned its third Big 12 title with a 31-28 overtime victory over No. 3 TCU in the 2022 Dr. Pepper Big 12 Championship on December 3.
- The victory was the second for the Wildcats in a conference championship game as they took down No. 1 Oklahoma, 35-7, in 2003.
- Kansas State earned its first conference title since finishing with an 8-1 record in 2012 as there was no conference championship game conducted that year.
- It was the fourth ever conference title for the Wildcats, who also won the Big Six in 1934 with a 5-0 record.

## 89<sup>TH</sup> ANNUAL SUGAR BOWL

**Kansas State Wildcats (10-3, 7-2 Big 12)**

CFP: 9th  
Associated Press: 11th  
Amway Coaches: 9th

**Alabama Crimson Tide (10-2, 6-2 SEC)**

CFP: 5th  
Associated Press: 5th  
Amway Coaches: 5th

Game Date: Saturday, December 31, 2022

Kickoff: 11 a.m.

Location: New Orleans, La.

Venue: Caesars Superdome (68,500)

Television: ESPN

Dave Pasch (play-by-play)  
Dusty Dvoracek (analyst)  
Tom Luginbill (sideline reporter)  
Kansas State Radio: K-State Sports Network  
Wyatt Thompson (play-by-play)  
Stan Weber (analyst)  
Matt Walters (sideline reporter)

National Radio: ESPN Radio

Sean Kelley (play-by-play)  
Robert Griffin III (analyst)  
Stormy Buonantony (sideline reporter)

## BIG 12 STANDINGS

TEAM	Overall	Big 12
<b>Kansas State</b>	<b>10-3</b>	<b>7-2</b>
TCU	12-1	9-0
Texas	8-4	6-3
Texas Tech	7-5	5-4
Oklahoma State	7-5	4-5
Baylor	6-6	4-5
Oklahoma	6-6	3-6
Kansas	6-6	3-6
West Virginia	5-7	3-6
Iowa State	4-8	1-8

## BIG 12 BOWL SCHEDULE

**LOCKHEED MARTIN ARMED FORCES BOWL - 12/22/22**

Baylor vs. Air Force (ESPN), 6:30 p.m.

**GUARANTEED RATE BOWL - 12/27/22**

Oklahoma State vs. Wisconsin (ESPN), 9:15 p.m.

**AUTOZONE LIBERTY BOWL - 12/28/22**

Kansas vs. Arkansas (ESPN), 4:30 p.m.

**TAXACT TEXAS BOWL - 12/28/22**

Texas Tech vs. Ole Miss (ESPN), 8 p.m.

**CHEEZ-IT BOWL - 12/29/22**

Oklahoma vs. Florida State (ESPN), 4:30 p.m.

**VALERO ALAMO BOWL - 12/29/22**

Texas vs. Washington (ESPN), 8 p.m.

**ALLSTATE SUGAR BOWL - 12/31/22**

Kansas State vs. Alabama (ESPN), 11 a.m.

**CFP SEMIFINAL AT THE VRBO FIESTA BOWL - 12/31/22**

TCU vs. Michigan (ESPN), 3 p.m.

All Times Central



## NATIONAL RANKINGS

### College Football Playoff Rankings (Final)

1. Georgia	13-0
2. Michigan	13-0
3. TCU	12-1
4. Ohio State	11-1
5. Alabama	10-2
6. Tennessee	10-2
7. Clemson	11-2
8. Utah	10-3
9. <b>Kansas State</b>	<b>10-3</b>
10. USC	11-2
11. Penn State	10-2
12. Washington	10-2
13. Florida State	9-3
14. Oregon State	9-3
15. Oregon	9-3
16. Tulane	11-2
17. LSU	9-4
18. UCLA	9-3
19. South Carolina	8-4
20. Texas	8-4
21. Notre Dame	8-4
22. Mississippi State	8-4
23. NC State	8-4
24. Troy	11-2
25. UTSA	11-2

### Associated Press Poll/Amway Coaches' Poll (Week 15)

AP	Coaches
1. Georgia	Georgia
2. Michigan	Michigan
3. TCU	TCU
4. Ohio State	Ohio State
5. Alabama	Alabama
6. Tennessee	Tennessee
7. Utah	Penn State
8. USC	USC
9. Penn State	<b>Kansas State</b>
10. Clemson	Utah
11. <b>Kansas State</b>	Clemson
12. Washington	Washington
13. Florida State	Florida State
14. Tulane	Oregon
15. Oregon	LSU
16. LSU	Oregon State
17. Oregon State	Tulane
18. UCLA	UCLA
19. Notre Dame	South Carolina
20. South Carolina	Notre Dame
21. Texas	Texas
22. UTSA	UTSA
23. Troy	Mississippi State
24. Mississippi State	Troy
25. NC State	North Carolina

**OTHER BIG 12 TEAMS RECEIVING VOTES IN AP POLL:**  
None.

**OTHER BIG 12 TEAMS RECEIVING VOTES IN COACHES POLL:**  
None.

### THE LAST TIME KANSAS STATE WAS...

**Ranked in CFP Rankings:** 12/4/2022 (9th)

**Ranked in AP Top 25:** 12/4/2022 (11th)

**Ranked in Amway Coaches:** 12/4/2022 (9th)

**Not Ranked but Received Votes in AP Poll:** 9/11/2022

**Not Ranked but Received Votes in Coaches' Poll:** 9/25/2022

## ONE OF THE BIG 12'S BEST

- Kansas State has been one of the best Big 12 teams since the inception of the conference in 1996. The Wildcats are third with 134 victories, trailing only Oklahoma and Texas.
- The Wildcats are also third in the conference in winning percentage since round-robin play began in 2011. They sit at 59.3% (64-44), trailing only Oklahoma (77.6%; 83-25) and Oklahoma State (64.8%; 70-38).

## ALL-TIME BIG 12 WINS

Rk.	School	Wins
1.	Oklahoma	169
2.	Texas	149
3.	<b>K-State</b>	<b>134</b>
4.	Oklahoma State	125
5.	Texas Tech	107

## SEVEN CONFERENCE WINS

- K-State finished the regular season with a 7-2 mark in Big 12 play. It was the seventh time the Wildcats won seven conference games and the first time they hit that mark since 2014.

## TRYING TO TIE A RECORD

- Kansas State will be in search of its 11th victory this season during the Sugar Bowl, which would tie a school record.
- The Wildcats have won 11 games on seven occasions, most recently in 2012. The Wildcats also won 11 games in 1997, 1998, 1999, 2000, 2002 and 2003.
- Kansas State has already clinched its 11th season with double-digit victories. The other campaigns with 10 or more wins other than those listed above include 1910, 1995 and 2011.

## QUICK STARTS

- Kansas State enters bowl season leading the Big 12 in first-half scoring (276 points) and ranking second in league in first-half scoring differential (+126).
- Second on the list in first-half points is TCU with 256, while Texas is close behind with 255.
- The Wildcats and Texas are the only two Big 12 teams with a first-half scoring differential of over 100 points.

## BIG 12 FIRST HALF SCORING MARGIN

Rk.	School	Pts For	Pts Against	Margin
1.	Texas	255	114	+141
2.	K-State	276	150	+126
3.	TCU	256	165	+91
4.	Baylor	211	146	+65
5.	Oklahoma	237	196	+41

## TAKING DOWN TOP-10s

- K-State earned its third victory over an AP Top-10 team this season when it knocked off No. 3 TCU in the Big 12 Championship. It is the first time in school history the Wildcats have taken down multiple AP Top-10 teams in one season.
- Kansas State also defeated then-No. 6 Oklahoma, 41-34, in Norman on Sept. 24, while they shut out then-No. 9 Oklahoma State, 48-0, at home on Oct. 29.
- The Wildcats are now 6-3 in their last nine games against top-10 teams dating back to Nov. 18, 2017, a span that began with a 45-40 victory at No. 10 Oklahoma State. Prior to that, the Cats were just 1-15 in their previous 16 tries.
- Under head coach **Chris Klieman**, the Wildcats have defeated five teams ranked in the top 10 by the Associated Press.

## A WINNING HISTORY

- A proven winner with a championship history, **Chris Klieman** holds a 102-32 career record, as his 76.1% career winning percentage ranks third among current FBS coaches that are in at least their 10th season. He is also one of just 16 current Power 5 head coaches with at least 100 victories.
- Klieman, who is 30-19 since arriving at K-State, came to Manhattan after capping his five-year stint as head coach at North Dakota State by winning his fourth national championship in 2018. He guided the 2018 Bison to a perfect 15-0 record.
- Klieman is 7-6 in his career against teams ranked in the Associated Press Top 25 with six of the victories coming at K-State.

## WINNING % BY ACTIVE FBS HEAD COACHES\*

Rk.	Coach, School	Perc.
1.	Dabo Swinney, Clemson	80.9%
2.	Nick Saban, Alabama	80.1%
3.	<b>Chris Klieman, K-State</b>	<b>76.1%</b>
4.	Curt Cignetti, James Madison	76.1%
5.	Lance Leipold, Kansas	73.7%

\* Minimum 10th season of head coaching experience

## TAKING CARE OF THE BALL

- A staple of K-State football over the past decade has been committing very few turnovers, as the Wildcats are second in the nation among Power 5 teams in fewest turnovers since 2012 (164).
- That figure leads the Big 12 as the Wildcats are 17 better than the next closest program (Oklahoma, 181).
- The Wildcats enter the bowl season ranked fifth nationally and tops in the Big 12 in turnover margin (+1.08 / game). They are plus-14 on the year with 24 takeaways and 10 turnovers.
- K-State has not finished in the top 10 nationally in turnover margin since 2016 when it finished fourth (+1.00 per game). The current turnover margin would be K-State's best since it finished at +1.46 per game in 2012 to rank third nationally.

## FEWEST TURNOVERS SINCE 2012\*

Rk.	School	Turnovers
1.	LSU	160
2.	<b>K-State</b>	<b>164</b>
3.	Alabama	166
4.	Pittsburgh	174
	Stanford	174

\* Among Power 5 Teams

## TOP-NOTCH DISCIPLINE

- K-State has been one of the most disciplined teams in the Big 12, ranking third with 43.2 penalty yards per game.
- The Wildcats have been under 40 penalty yards in eight contests and 30 yards or fewer four times.

## CATS TOPS IN NON-OFFENSIVE TOUCHDOWNS

- K-State is the nation's best in non-offensive touchdowns over the last 23 seasons as it has 129 since 1999, seven more than the next closest team (Alabama - 122).
- Kansas State has three non-offensive scores this year. The Wildcats began the year with a blocked punt return touchdown by **Desmond Purnell**.
- The next week against Missouri, **Phillip Brooks** took a punt 76 yards for a score.
- Then, at West Virginia, **Cincere Mason** returned an interception 37 yards for a touchdown, the Wildcats' first pick-6 since 2020.

• Of the 129 non-offensive scores since 1999, 43 have been punt returns, 40 interception returns, 33 kickoff returns, 11 fumble returns and 2 missed/blocked field goal returns.

## NON-OFFENSIVE TDs SINCE 1999

Rk.	School	Non-Off. TDs
1.	K-State	129
2.	Alabama	122
3.	Virginia Tech	116
4.	Utah	111
5.	Boise State	110

## OFFENSIVE NOTES

### KLEIN IS ONE OF FOUR

• A 2012 Heisman Trophy finalist and one of the best signal callers in school history, **Collin Klein** is in his first season as K-State's offensive coordinator.

• Klein is one of just four Power 5 offensive coordinators to play quarterback at the school in which they worked in 2022. The other three are Brandon Streeter (Clemson), Tommy Rees (Notre Dame) and Tavita Pritchard (Stanford).

## SCORING SURGE

• K-State has averaged 38.7 points per game over the last six games, a mark that ranks first in the Big 12 and ninth nationally among Power 5 schools.

• When looking at Big 12-only games, K-State ranked second in the league in scoring, averaging 35.2 points per Big 12 game.

• The Wildcats have scored at least 34 points seven times this season, their most since the 2015 campaign.

• K-State topped 45 points each of the final two weeks of the regular season – scoring 48 points at West Virginia and 47 points against Kansas. It was the first time the Wildcats totaled at least 45 points in consecutive Big 12 games since scoring 55 in back-to-back games against West Virginia and Texas Tech in 2012.

## POINTS PER GAME SINCE WEEK 9\*

Rk.	School	Pts Per Game
1.	Florida State	43.6
2.	Tennessee	43.4
3.	USC	41.8
4.	Washington	41.5
5.	Penn State	39.2
	UCLA	39.2
7.	Utah	39.2
8.	K-State	38.7
9.	Ohio State	37.4
10.	Michigan	37.0

\* Among Power 5 Teams

## TOTAL OFFENSE

• K-State totaled at least 375 yards in all nine conference games in addition to the Big 12 Championship. It marked the first time ever in Big 12 play (since 1996) that the Wildcats totaled at least 375 yard in every league game.

• Overall, the Wildcats have averaged 420.2 yards of offense, which currently ranks fifth in school history.

• With 280 yards in the Sugar Bowl, the Wildcats will rank second in school history in total offensive yards.

• K-State averaged 6.57 yards per play in Big 12 games, which was just 0.02 yards per play shy of first.

## EFFICIENCY ON THE GROUND...

• The Wildcats enter the Sugar Bowl ranked 17th nationally and 11th among Power 5 teams with 209.6 rushing yards per game.

• This year's squad has 2,725 rushing yards to rank fifth in school history, while their 5.14 yards per rush ranks third.

• The Wildcats had a season-high 343 rushing yards against Texas Tech, their most in a Big 12 game since posting 345 yards against Oklahoma State in 2016.

## ...AND THROUGH THE AIR

• Although the Cats do not air it out as much as their Big 12 brethren, they are efficient and have some explosive plays.

• K-State's current 63.3% completion percentage ranks sixth in school history, while the Wildcats have thrown only four interceptions this season to rank fourth nationally. K-State's current 1.13% interception clip is the lowest in school history.

• Additionally, K-State holds a team passing efficiency mark of 145.5 to rank eighth in school history.

• Since the Oklahoma State game in Week 9, the Wildcats hold a 156.8 passing rating to rank sixth among Power 5 teams and first in the Big 12.

## WHERE THERE'S A WILL...

• Quarterback **Will Howard** has thrown for 15 touchdowns in his last six games played, tied for the most in five-consecutive games by a Wildcat in which they played (Ell Roberson, 2003).

• He enters bowl season ranked sixth in the Big 12 in passing touchdowns (15), tied for seventh in touchdowns responsible for (18) and 10th in total passing yards (1,423) despite only playing in six contests.

• Impressively, two of Howard's games have come in relief, throwing for two scores at TCU and three more at Baylor.

• In Howard's first start of the season – a 48-0 win at Oklahoma State – he tied the school record with four touchdown passes while also setting a career high with 296 passing yards.

• It was the first time a Wildcat had four passing touchdowns in a game since Jesse Ertz in the 2017 season opener against Central Arkansas, while it was the first against a Big 12 opponent since Jake Waters against Kansas in 2014.

• Each of his scoring strikes against the Cowboys came in the first half, marking the third time in school history a player had four in a half. The other two were by Michael Bishop (1997 vs. Northern Illinois) and Paul Watson (1988 vs. Louisiana Tech).

## VERY EFFICIENT

• **Will Howard** enters the Sugar Bowl with a season passing efficiency mark of 162.2, which is currently the top mark in school history (minimum 100 attempts).

• Second on the list is Michael Bishop, who had a 159.6 mark in 1998.

• Howard's 134.5 career pass efficiency rating is seventh in school history. That number has been given a big boost this year as he entered the season with a 114.1 mark.

## VAUGHN BACK AT IT

• A First Team All-American, **Deuce Vaughn** ranks 11th nationally and second in the Big 12 with 1,425 rushing yards.

• Vaughn also ranks 10th nationally and second in the Big 12 in scrimmage yards (rushing plus receiving) per game at 136.9.

• A threat virtually every time he touches the ball, Vaughn has gone for at least 10 yards on 139 of his 745 career scrimmage touches (18.7%) and at least 20 yards 51 times (6.8%).

Overall.....	10-3
Big 12.....	7-2
Non-conference record.....	3-1
Home.....	5-2
Away.....	4-1
Neutral.....	1-0
Current streak.....	Won 4
Current home streak.....	Won 1
Current road streak.....	Won 3
Last win.....	31-28 (OT) vs. TCU (12/4/22)
Last loss.....	34-27 vs. Texas (11/5/22)

Day game.....	5-1
Night game.....	5-2

Game on:	
ABC.....	1-0
ESPN.....	0-0
ESPN2.....	1-0
ESPNU.....	1-0
FOX.....	3-0
FS1.....	1-2
Big 12 Now on ESPN+.....	3-1

September.....	3-1
October.....	3-1
November.....	3-1
December.....	1-0
vs. top-25 teams (AP).....	3-1
vs. non-ranked teams (AP).....	7-2
On artificial surface.....	8-2
On natural grass.....	2-1

Scoring first.....	8-0
Opponent scores first.....	2-3
Leading after 1st quarter.....	9-1
Behind after 1st quarter.....	0-2
Tied after 1st quarter.....	1-0
Leading at halftime.....	10-2
Behind at halftime.....	0-1
Tied at halftime.....	0-0
Leading after 3rd quarter.....	9-0
Behind after 3rd quarter.....	1-2
Tied after 3rd quarter.....	0-1

Scoring 20 points or less.....	1-1
Scoring 20+ points.....	9-2
Scoring 30+ points.....	9-0
Allowing 21 points or less.....	5-1
Allowing 10 points or less.....	4-0

With 100-yard rusher.....	8-0
Allow 100-yard rusher.....	2-2
With 300-yard passer.....	0-1
Allow 300-yard passer.....	2-0
Outgain opponent.....	8-1
Total offense + 400 yards.....	7-1
Allow + 400 yards total offense.....	3-2

No turnovers.....	3-1
Less than three turnovers.....	8-2
Three or more turnovers.....	0-0
No takeaways.....	2-1
Three or more takeaways.....	3-0
Fewer turnovers gained.....	1-1
Equal turnovers gained.....	1-1
More turnovers gained.....	8-1
Control time of possession.....	8-2
Opponent controls time of possession.....	2-1



## NCAA TEAM COMPARISONS



Category	KS	ALA
Rushing Offense	15	30
Passing Offense	93	23
Total Offense	43	14
Scoring Offense	33	4
Rushing Defense	63	31
Passing Defense	56	16
Total Defense	53	15
Scoring Defense	17	9
3rd Down Offense	71	22
3rd Down Defense	25	8
Red Zone Offense	15	28
Red Zone Defense	43	17
Net Punting	10	58
Punt Returns	11	6
Kickoff Returns	8	101
Turnover Margin	5	82
Time of Possession	31	58
Penalty Yards	26	124

## WILDCATS IN THE NCAA RANKINGS\*

Category	Player	Value (Rk)
Sacks	Felix Anudike-Uzomah	0.65 (40th)
Total Interceptions	Julius Brents	4 (17th)
Interceptions per Game	Julius Brents	0.30 (36th)
Punt Return TDs	Phillip Brooks	1 (6th)
Kickoff Returns	Malik Knowles	26.1 (10th)
Combined Kick Returns	Malik Knowles	575 (15th)
All-Purpose	Malik Knowles	112.0 (39th)
Rushing TDs	Adrian Martinez	10 (39th)
Total Interceptions	Cincere Mason	3 (38th)
Interceptions per Game	Cincere Mason	0.30 (43rd)
Punt Return TDs	Desmond Purnell	1 (6th)
Total Interceptions	Kobe Savage	3 (38th)
Interceptions per Game	Kobe Savage	0.30 (38th)
Rushing Yards	Deuce Vaughn	1,425 (11th)
All-Purpose	Deuce Vaughn	138.69 (13th)
Rushing Yards per Game	Deuce Vaughn	109.6 (17th)
Total Touchdowns	Deuce Vaughn	11 (48th)
Punting	Ty Zentner	44.7 (17th)

## ALL-PURPOSE BACK

- The high marks by **Deuce Vaughn** are not only due to his prowess as a runner, but he has been one of the best backs in the nation on the receiving end as he has 3,471 rushing yards and 1,280 receiving yards over his 36 career games.
- He was the fastest player in Big 12 history to go over 3,000 rushing yards and 1,000 receiving yards in a career, reaching those marks in his 32nd career game. He was also tied for the fastest to get there by any player in the country since 1996 with Penn State's Saquan Barkley and Boise State's Jeremy McNichols.

## GOING 70

- **Deuce Vaughn** has five career games in which he has totaled at least 70 rushing yards and 70 receiving yards, including this year against Texas (73 rush/86 rec) and Kansas (147 rush/82 rec).
- In the Big 12 era, no other player has more than three such games in their career, which includes former Wildcat Darren Sproles.
- Besides the Texas and Kansas games, Vaughn's other 70/70 games have come against Kansas (2020 and 2021) and Texas Tech (2020).

## 70 RUSH/70 RECEIVE GAMES IN BIG 12 HISTORY

Rk.	Player, School	Games
1.	Deuce Vaughn, K-State	5
2.	Darren Sproles, K-State	3
	Tavon Austin, West Virginia	3
	Marlon Lucky, Nebraska	3
	Joe Mixon, Oklahoma	3

## HITTING 1,000 AGAIN

- **Deuce Vaughn** reached the 1,000-yard mark for a second-straight year as he currently has 1,425 yards to rank fourth in school history.
- He is just the third player in school history with multiple 1,000-yard rushing seasons, joining Darren Sproles (2002, 2003, 2004) and Daniel Thomas (2009, 2010).

## NOT JUST A BLOCKER

- Sophomore tight end **Ben Sinnott** has been on fire as of late, combining for 286 yards and four touchdowns on 17 catches over the last six games. Included in that stretch were career highs in catches (7), yards (89) and touchdowns (2) at Baylor.
- It was the first time a K-State tight end had multiple touchdowns in a game since Jarrett Grosdidier against Indiana State in 1996, while it was the most receptions by a Wildcat tight end since Rashaad Norwood also had seven at Baylor in 2006.
- His 399 receiving yards this season are the eighth most in school history by a tight end.

## DEFENSIVE NOTES A BIG TURNAROUND

- The K-State defense switched from a four-man front to a 3-3-5 alignment in 2021, and the change has paid off.
- In the 25 games since the defensive switch, the Cats are allowing just 20.5 points per game, which ranks 21st nationally and second in the Big 12. Additionally, they are allowing only 355.4 yards per game over that time, which ranks second in the league.
- Over the 2019 and 2020 seasons, K-State allowed 26.1 points per game and 401.6 yards.

## LOCKDOWN DEFENSE

- K-State has held its opponent out of the end zone on four occasions this season, including three in Big 12 play.
- The last time the Wildcats did not surrender a touchdown in four games overall was 2002 (Western Kentucky, Louisiana-Monroe, Kansas and Missouri).
- The last time the Wildcats did give up a touchdown in three Big 12 games was 2001 (Kansas, Iowa State, Missouri).

## STOUT IN THE SECOND HALF

- Kansas State's second-half adjustments on defense have been masterful over the last six games as the Wildcats have only surrendered a combined 33-second half points against Oklahoma State (0), Texas (3), Baylor (0), West Virginia (6), Kansas (6) and TCU (18).
- For the season, K-State is allowing an average of just 8.5 points in second halves.

## UNDER AVERAGE

- K-State held all of its Big 12 opponents this year under their season averages coming into the game.
- Since head coach **Chris Klieman**'s first year of 2019, the Wildcats have held 30 of their 37 Big 12 opponents under their season average at the time it faces the Wildcats.

## BIG 12 SCORING AVERAGE DIFFERENCE

Team	PPG	Points	Difference
Oklahoma	42.3	34	-8.3
Texas Tech	36.8	28	-8.8
Iowa State	26.0	9	-17.0
TCU	45.8	38	-7.8
Oklahoma State	44.7	0	-44.7
Texas	36.4	34	-2.4
Baylor	38.3	3	-35.3
West Virginia	31.2	31	-0.2
Kansas	34.8	27	-7.8
TCU	41.3	28	-13.3

## PICK ME, PICK ME

- K-State has recorded 16 interceptions to rank sixth in the nation and tops in the Big 12. They have multiple interceptions in six games this year, carding four against Missouri and two apiece against Tulane, Texas Tech, Oklahoma State, Baylor and West Virginia.
- Five of the 16 interceptions have come from linebackers, the most from that position group for a season since 1998 when Jeff Kelly (3) and Mark Simoneau (2) combined for five.

## THIRD/FOURTH DOWN DEFENSE

- A year after ranking 78th nationally and sixth in the Big 12 by allowing a 35.4% conversion rate on third down, K-State enters bowl season ranked 25th in the country and third in the conference with a 33.7% rate.
- The Wildcats have allowed their opponents to convert on third down under 50% of the time in 10 of 13 games this season, including the Big 12 Championship game when TCU was just 2-of-15 on third downs.
- On fourth downs, K-State ranks 20th nationally by allowing a 39.4% clip, which is its lowest rate allowed since 2018 (37.5%).

## KING FELIX

- After making a name for himself in 2021, **Felix Anudike-Uzomah** has kept things going in 2022 as he was named an All-American by multiple outlets and was the Big 12 Defensive Player of the Year by both the coaches and the Associated Press.

- A Lott IMPACT Trophy finalist and semifinalist for the Bednarik and Rotary Lombardi awards, Anudike-Uzomah has 8.5 sacks this season to lead the Big 12 in total sacks, while he has a pair of forced fumbles to tie for third in the Big 12.
- A product of Kansas City, Missouri, Anudike-Uzomah has 20.5 career sacks to tie for sixth in school history. He also has eight career forced fumbles, as he is just one shy of the school record currently held by three others.
- Anudike-Uzomah is ranked 21st on the Pro Football Focus 2023 NFL Draft Big Board, which is impressive considering he came to K-State in 2020 ranked as the 114th-best weakside defensive end and 2,421st overall player (247Sports).

## OLD FACE, NEW PLACE

- Safety **Josh Hayes** is in his sixth year of college football and third school after transferring in the spring from Virginia.
- However, Hayes, a product of Lakeland, Florida, reunited with head coach **Chris Klieman** and defensive coordinator/safeties coach **Joe Klanderman** in Manhattan after the trio were together at North Dakota State. Hayes played as a true freshman and sophomore in 2017 and 2018 under Klieman before he became the K-State head coach for the 2019 season.
- Hayes has played in 67 career games, which is tied for second in the nation among active FBS players and tops in the Big 12.

## SPECIAL TEAMS NOTES SCORING IN THE THIRD PHASE

- One of the main reasons the Wildcats have been a successful program the last three decades is a knack for momentum-swinging plays in the return game.
- Since 2005 (18 seasons), the Wildcats have a combined 60 kickoff- and punt-return touchdowns, 21 more than second-place Alabama (39) and 26 more than the next closest Big 12 team (Oklahoma State – 34).
- Of the 60 total returns, a nation-leading 31 are on kickoff returns. The next closest team is San Diego State with 20.
- With two punt-return touchdowns this season, K-State has now tallied a punt-return score in every season since 2014, as the nine-year stretch is the longest in school history.

### KICK/PUNT RETURN TDs SINCE 2005

Rk.	School	Kick/Punt TDs
1.	K-State	60
2.	Alabama	39
3.	San Diego State	35
4.	Oklahoma State	34
5.	Oregon/Rutgers	31

## DEFENSE ON KICKOFF RETURNS

- Kansas State has not allowed a kickoff return for a touchdown since the 2013 season, going the last 380 returns without allowing opponents to find paydirt on a kickoff return.
- The streak is the longest in the Big 12, 31 more than the next closest team (TCU – 349).
- Since K-State allowed its last kickoff-return touchdown, the Wildcats have scored 14 of their own.

## A TRIPLE THREAT

- Senior **Ty Zentner** handled both punting and kickoff duties for the Wildcats throughout the season, while he has been the primary place kicker in the last six games.
- Zentner is one of only three players in the nation – and the only one at a Power 5 school – to handle all three disciplines. The other two are Ryan Coe (Cincinnati) and Jack Browning (San Diego State).

## ZENTNER GREAT AT PUNTING...

- **Ty Zentner** has taken advantage of his second senior season in 2022 as the 2022 All-Big 12 Second Team performer is trying to leave K-State near the top of multiple top-10 lists.
- A product of Topeka, Kansas, Zentner was named a semifinalist for the Ray Guy Award. He enters bowl season ranked 17th nationally, second in the Big 12 and second in school history with a 44.7-yard average this season. Additionally, he is second in K-State history in career average (43.4).
- Those averages are held up by eight career games with an average of at least 45.0, including a 54.2-yard average against Missouri, which ranked as the second-highest punting average game in school history (minimum 4 attempts).
- Zentner, who held a 62.7-yard average on three punts against Kansas, boomed a career-long 72-yard punt. It is the longest punt in the Big 12 this season and the longest by a Wildcat since James Garcia hit a 78-yarder at Texas in 1998.

## ... AND PLACEMENTS

- Ty Zentner's prowess as a punter is impressive considering that he has also handled placements over the last six games and continued to kick off.
- Since taking over placements starting with the Oklahoma State game, Zentner has gone 9-for-9 on field goals and 29-for-29 on extra points.
- His latest field goal will be remembered in K-State lore as it was a 31-yarder in overtime to send K-State to a 31-28 victory over No. 3 TCU in the Big 12 Championship.
- At West Virginia, Zentner hit a 53-yarder right before halftime, which was tied for the 10th-longest field goal in school history and one yard shy of the longest in the Big 12 this season.
- On kickoffs, Zentner has totaled 49 touchbacks on 82 attempts this year (59.8%), while he is 129-for-217 (59.4%) in his career.

## KNOWLES WITH A KNACK

- **Malik Knowles** is the latest Wildcat with a knack for kickoff returns as he is tied for fourth in school history in career kickoff return touchdowns thanks to scores last year in back-to-back weeks at Oklahoma State and against Oklahoma in addition to one at Mississippi State in 2019.
- A product of Mansfield, Texas, Knowles currently ranks second in school history in career kickoff-return yards (1,674), tied for third in attempts (60), tied for fourth in touchdowns (3) and sixth in average (27.9).

## BROOKS BACK IN THE END ZONE

- **Phillip Brooks** recorded his fourth career punt-return touchdown against Missouri, a 76-yarder en route to Big 12 Special Teams Player of the Week honors.
- His 76-yard return is the 12th longest in the nation and second longest in the Big 12 this year.
- His four punt-return touchdowns rank second in school history and are tied for sixth in Big 12 history. He also ranks fifth in both punt-return yards (640) and average (15.2), while he is tied for ninth in attempts (42).

## WILDCATS IN THE NFL

With the NFL season coming down the stretch run of the 2022 season, 14 former Kansas State players are on NFL rosters. Of the 14 players, eight are on defense and six are on offense. The longest-tenured former Wildcats are **Tyler Lockett** and **Cornelius Lucas** as both are entering their eighth season.



Players from last year's team that are now on NFL rosters include defensive lineman **Timmy Horne** (Atlanta), quarterback **Skylar Thompson** (Miami) and safety **Russ Yeast** (Los Angeles Rams).

Name	Team	Pos.	Exp.
Timmy Horne	Atlanta	DL	R
Elijah Lee	Kansas City	LB	6
Tyler Lockett	Seattle	WR	8
Cornelius Lucas	Washington	T	8
AJ Parker	Detroit	CB	2
Byron Pringle	Chicago	WR	5
D.J. Reed	New York Jets	CB	5
Dalton Risner	Denver	G	4
Duke Shelley	Minnesota	CB	4
Kiondre Thomas	Green Bay	CB	1
Skylar Thompson	Miami	QB	R
Cody Whitehair	Chicago	OL	7
Jordan Willis	San Francisco	DL	6
Russ Yeast	Los Angeles Rams	S	R





## FELIX ANUDIKE-UZOMAH – DEFENSE

Year	G/S	UA-AT-TT	TFL-Yds	Sack	INT	PD	F/R
2021	1/1	1-1-2	0.0-0	0.0-0	0	0	0/0
<b>TOTAL</b>	<b>1/1</b>	<b>1-1-2</b>	<b>0.0-0</b>	<b>0.0-0</b>	<b>0</b>	<b>0</b>	<b>0/0</b>

**CAREER HIGHS – Tackles:** 2 (2021); **Solos:** 1 (2021).

## EKOW BOYE-DOE – DEFENSE

Year	G/S	UA-AT-TT	TFL-Yds	Sack	INT	PD	F/R
2021	1/1	0-1-1	0.0-0	0.0-0	0	1	0/0
<b>TOTAL</b>	<b>2/1</b>	<b>0-1-1</b>	<b>0.0-0</b>	<b>0.0-0</b>	<b>0</b>	<b>1</b>	<b>0/0</b>

**CAREER HIGHS – Tackles:** 1 (2021); **PD:** 1 (2021).

## JULIUS BRENTS – DEFENSE

Year	G/S	UA-AT-TT	TFL-Yds	Sack	INT	PD	F/R
2021	1/1	3-2-5	0.0-0	0.0-0	0	1	0/0
<b>TOTAL</b>	<b>1/1</b>	<b>3-2-5</b>	<b>0.0-0</b>	<b>0.0-0</b>	<b>0</b>	<b>1</b>	<b>0/0</b>

**CAREER HIGHS – Tackles:** 5 (2021); **Solos:** 3 (2021); **PD:** 1 (2021).

## JACK BLUMER – PUNTING

Year	G	No.	Yds	Avg.	Long	In 20
2021	1	1	45	45.0	45	1
<b>TOTAL</b>	<b>1</b>	<b>1</b>	<b>45</b>	<b>45.0</b>	<b>45</b>	<b>1</b>

**HIGHS - Punts:** 1 (2021); **Average:** 45.0 (2021); **Long:** 45 (2021); **In20:** 1 (2021).

## PHILLIP BROOKS – RECEIVING

Year	G/S	Rec	Yds	Avg.	TD	Long
2021	1/1	5	69	13.8	0	34
<b>TOTAL</b>	<b>2/1</b>	<b>5</b>	<b>69</b>	<b>13.8</b>	<b>0</b>	<b>34</b>

**CAREER-HIGHS – Catches:** 5 (2021); **Yards:** 69 (2021); **Long Catch:** 34 (2021).

## PHILLIP BROOKS – RUSHING

Year	G/S	Rush	Yds	Avg.	TD	Long
2019	1/0	1	4	4.0	0	4
<b>TOTAL</b>	<b>2/1</b>	<b>1</b>	<b>4</b>	<b>4.0</b>	<b>0</b>	<b>4</b>

**CAREER-HIGHS – Rushes:** 1 (2019); **Yards:** 4 (2019); **Long Rush:** 4 (2019).

## PHILLIP BROOKS – PUNT RETURNS

Year	G	Ret	Yds	Avg.	TD	Long
2019	1	1	66	66.0	1	66
2021	1	1	19	19.0	0	19
<b>TOTAL</b>	<b>2</b>	<b>2</b>	<b>85</b>	<b>21.3</b>	<b>1</b>	<b>66</b>

**CAREER-HIGHS – Returns:** 1 (twice); **Yards:** 66 (2019); **TD:** 1 (2019); **Long Return:** 66 (2019).

## PHILLIP BROOKS – KICKOFF RETURNS

Year	G	Ret	Yds	Avg.	TD	Long
2019	1	1	20	20.0	0	20
<b>TOTAL</b>	<b>2</b>	<b>1</b>	<b>20</b>	<b>20.0</b>	<b>0</b>	<b>20</b>

**CAREER-HIGHS – Returns:** 1 (2019); **Yards:** 20 (2019); **Long Return:** 20 (2019).

## OMAR DANIELS – DEFENSE

Year	G/S	UA-AT-TT	TFL-Yds	Sack	INT	PD	F/R
2021	1/0	1-0-1	0.0-0	0.0-0	0	0	0/0
<b>TOTAL</b>	<b>1/0</b>	<b>1-0-1</b>	<b>0.0-0</b>	<b>0.0-0</b>	<b>0</b>	<b>0</b>	<b>0/0</b>

**CAREER HIGHS – Tackles:** 1 (2021); **Solos:** 1 (2021).

## KHALID DUKE – DEFENSE

Year	G/S	UA-AT-TT	TFL-Yds	Sack	INT	PD	F/R
2021	1/0	1-1-2	1.0-4	0.0-0	0	1	0/0
<b>TOTAL</b>	<b>1/0</b>	<b>1-1-2</b>	<b>1.0-4</b>	<b>0.0-0</b>	<b>0</b>	<b>1</b>	<b>0/0</b>

**CAREER HIGHS – Tackles:** 2 (2019); **Solos:** 1 (2019); **TFL:** 1.0 (2019); **PD:** 1 (2019).

## JAX DINEEN – RUSHING

Year	G/S	Rush	Yds	Avg.	TD	Long
2021	1/0	4	18	4.5	0	7
<b>TOTAL</b>	<b>2/0</b>	<b>4</b>	<b>18</b>	<b>4.5</b>	<b>0</b>	<b>7</b>

**CAREER-HIGHS – Rushes:** 4 (2021); **Yards:** 18 (2021); **Long Rush:** 7 (2021).

## DANIEL GREEN – DEFENSE

Year	G/S	UA-AT-TT	TFL-Yds	Sack	INT	PD	F/R
2019	1/0	2-1-3	0.0-0	0.0-0	0	0	0/0
2021	1/1	4-2-6	2.0-6	0.0-0	0	0	0/0
<b>TOTAL</b>	<b>2/1</b>	<b>6-3-9</b>	<b>2.0-6</b>	<b>0.0-0</b>	<b>0</b>	<b>0</b>	<b>0/0</b>

**CAREER HIGHS – Tackles:** 9 (2021); **Solos:** 4 (2021); **TFL:** 2.0 (2021).

## ROBERT HENTZ II – DEFENSE

Year	G/S	UA-AT-TT	TFL-Yds	Sack	INT	PD	F/R
2021	1/0	1-1-2	0.5-1	0.0-0	0	0	0/0
<b>TOTAL</b>	<b>1/0</b>	<b>1-1-2</b>	<b>0.5-1</b>	<b>0.0-0</b>	<b>0</b>	<b>0</b>	<b>0/0</b>

**CAREER HIGHS – Tackles:** 2 (2021); **Solos:** 1 (2021); **TFL:** 0.5 (2021).

## ELI HUGGINS – DEFENSE

Year	G/S	UA-AT-TT	TFL-Yds	Sack	INT	PD	F/R
2021	1/1	1-2-3	0.0-0	0.0-0	0	0	0/0
<b>TOTAL</b>	<b>1/1</b>	<b>1-2-3</b>	<b>0.0-0</b>	<b>0.0-0</b>	<b>0</b>	<b>0</b>	<b>0/0</b>

**CAREER HIGHS – Tackles:** 3 (2021); **Solos:** 1 (2021).

## JADON JACKSON – RECEIVING

Year	G/S	Rec	Yds	Avg.	TD	Long
2020*	1/1	4	38	9.5	0	21
<b>TOTAL</b>	<b>1/1</b>	<b>4</b>	<b>38</b>	<b>9.5</b>	<b>0</b>	<b>21</b>

**CAREER-HIGHS – Catches:** 4 (2020); **Yards:** 38 (2020); **Long Catch:** 21 (2020)

## MALIK KNOWLES – RECEIVING

Year	G/S	Rec	Yds	Avg.	TD	Long
2019	1/1	5	47	9.4	0	14
2021	1/1	3	42	14.0	2	25
<b>TOTAL</b>	<b>2/2</b>	<b>8</b>	<b>89</b>	<b>11.1</b>	<b>2</b>	<b>25</b>

**CAREER-HIGHS – Catches:** 5 (2019); **Yards:** 47 (2019); **TD:** 2 (2021); **Long Catch:** 25 (2021).

## MALIK KNOWLES – RUSHING

Year	G/S	Rush	Yds	Avg.	TD	Long
2019	1/1	1	2	2.0	0	2
2021	1/1	1	4	4.0	0	4
<b>TOTAL</b>	<b>2/2</b>	<b>2</b>	<b>6</b>	<b>3.0</b>	<b>0</b>	<b>4</b>

**CAREER-HIGHS – Rushes:** 1 (twice); **Yards:** 6 (2021); **Long Rush:** 4 (2021).

## MALIK KNOWLES – KICKOFF RETURNS

Year	G	Ret	Yds	Avg.	TD	Long
2019	1	1	52	52.0	0	52
2021	1	1	36	36.0	0	36
<b>TOTAL</b>	<b>2</b>	<b>2</b>	<b>88</b>	<b>44.0</b>	<b>0</b>	<b>52</b>

**CAREER-HIGHS – Returns:** 1 (twice); **Yards:** 52 (2019); **Long Return:** 52 (2019).

## MATTHEW MASCHMEIER – DEFENSE

Year	G/S	UA-AT-TT	TFL-Yds	Sack	INT	PD	F/R
2021	1/0	0-1-1	0.0-0	0.0-0	0	0	0/0
<b>TOTAL</b>	<b>1/0</b>	<b>0-1-1</b>	<b>0.0-0</b>	<b>0.0-0</b>	<b>0</b>	<b>0</b>	<b>0/0</b>

**CAREER HIGHS – Tackles:** 1 (2021).

## NATE MATLACK – DEFENSE

Year	G/S	UA-AT-TT	TFL-Yds	Sack	INT	PD	F/R
2021	1/1	1-1-2	0.0-0	0.0-0	0	0	0/0
<b>TOTAL</b>	<b>1/1</b>	<b>1-1-2</b>	<b>0.0-0</b>	<b>0.0-0</b>	<b>0</b>	<b>0</b>	<b>0/0</b>

**CAREER HIGHS – Tackles:** 2 (2021); **Solos:** 1 (2021).

## AUSTIN MOORE – DEFENSE

Year	G/S	UA-AT-TT	TFL-Yds	Sack	INT	PD	F/R
2021	1/0	2-1-3	0.5-0	0.0-0	0	0	0/0
<b>TOTAL</b>	<b>1/0</b>	<b>2-1-3</b>	<b>0.5-0</b>	<b>0.0-0</b>	<b>0</b>	<b>0</b>	<b>0/0</b>

**CAREER HIGHS – Tackles:** 3 (2021); **Solos:** 2 (2021); **TFL:** 0.5 (2021).

## JAYLEN PICKLE – DEFENSE

Year	G/S	UA-AT-TT	TFL-Yds	Sack	INT	PD	F/R
2021	1/0	1-0-1	0.0-0	0.0-0	0	0	0/0
<b>TOTAL</b>	<b>1/0</b>	<b>1-0-1</b>	<b>0.0-0</b>	<b>0.0-0</b>	<b>0</b>	<b>0</b>	<b>0/0</b>

**CAREER HIGHS – Tackles:** 1 (2021); **Solos:** 1 (2021).

## JORDAN SCHIPPERS – RUSHING

Year	G/S	Rush	Yds	Avg.	TD	Long
2021	1/0	3	5	1.7	0	4
<b>TOTAL</b>	<b>1/0</b>	<b>3</b>	<b>5</b>	<b>1.7</b>	<b>0</b>	<b>4</b>

**CAREER-HIGHS – Rushes:** 3 (2021); **Yards:** 5 (2021); **Long Rush:** 4 (2021).

## BEN SINNOTT – RECEIVING

Year	G/S	Rec	Yds	Avg.	TD	Long
2021	1/1	1	4	4.0	0	4
<b>TOTAL</b>	<b>1/1</b>	<b>1</b>	<b>4</b>	<b>4.0</b>	<b>0</b>	<b>4</b>

**CAREER-HIGHS – Catches:** 1 (2021); **Yards:** 4 (2021); **Long Catch:** 4 (2021).

## DEUCE VAUGHN – RUSHING

Year	G/S	Rush	Yds	Avg.	TD	Long
2021	1/1	21	146	7.0	3	48
<b>TOTAL</b>	<b>1/1</b>	<b>21</b>	<b>146</b>	<b>7.0</b>	<b>3</b>	<b>48</b>

**CAREER-HIGHS – Rushes:** 21 (2021); **Yards:** 146 (2021); **TD:** 3 (2021); **Long Rush:** 48 (2021).

## DEUCE VAUGHN – RECEIVING

Year	G/S	Rec	Yds	Avg.	TD	Long
2021	1/1	2	-3	-1.5	1	2
<b>TOTAL</b>	<b>1/1</b>	<b>2</b>	<b>-3</b>	<b>-1.5</b>	<b>1</b>	<b>2</b>

**CAREER-HIGHS – Catches:** 2 (2021); **TD:** 1 (2021); **Long Catch:** 2 (2021).

## KADE WARNER – RECEIVING

Year	G/S	Rec	Yds	Avg.	TD	Long
2021	1/0	3	42	14.0	0	25
<b>TOTAL</b>	<b>1/0</b>	<b>3</b>	<b>42</b>	<b>14.0</b>	<b>0</b>	<b>25</b>

**CAREER-HIGHS – Catches:** 3 (2021); **Yards:** 42 (2021); **Long Catch:** 25 (2021).

## SAMMY WHEELER – RECEIVING

Year	G/S	Rec	Yds	Avg.	TD	Long
2021	1/0	1	12	12.0	0	12
<b>TOTAL</b>	<b>1/0</b>	<b>1</b>	<b>12</b>	<b>12.0</b>	<b>0</b>	<b>12</b>

**CAREER-HIGHS – Catches:** 1 (2021); **Yards:** 12 (2021); **Long Catch:** 12 (2021).

## TY ZENTNER – FIELD GOALS

Year	FGM-A	Pct.	1-19	20-29	30-39	40-49	50+
2021	0-1	.000	0-0	0-0	0-0	0-0	0-1
<b>TOTAL</b>	<b>0-1</b>	<b>.000</b>	<b>0-0</b>	<b>0-0</b>	<b>0-0</b>	<b>0-0</b>	<b>0-1</b>

**CAREER HIGHS – Extra Points:** 6 (2021).

## TY ZENTNER – PUNTING

Year	G	No.	Yds	Avg.	Long	In 20
2021	1	1	21	21.0	21	1
<b>TOTAL</b>	<b>1</b>	<b>1</b>	<b>21</b>	<b>21.0</b>	<b>21</b>	<b>1</b>

**HIGHS - Punts:** 1 (2021); **Average:** 21.0 (2021); **Long:** 21 (2021); **In20:** 1 (2021).

**2019 Liberty Bowl vs. Navy (Liberty Bowl Stadium; Memphis, Tenn.)**

*Others that played but did not log any stats:* Nick Allen, Ekow Boye-Doe, Jax Dineen, Randan Plattner, Seth Porter

**2021 Texas Bowl vs. LSU (NRG Stadium; Houston, Texas)**

*Others that played but did not log any stats:* Cooper Beebe (start), Ty Bowman, Dawson Delforge, Christian Duffie (start), Jace Friesen, Keenan Garber, RJ Garcia II, Hayden Gillum, Thomas Helten, Will Howard, Krew Jackson, KT Leveson, Vaughn Malone, Brendan Mott, Hadley Panzer, Randan Plattner, Seth Porter

**Jadon Jackson**

*\* 2020 Outback Bowl vs. Indiana while playing for Ole Miss*

## OFFENSE

<b>WR</b>	4	Malik Knowles	6-3	200	Sr.-3L	Mansfield, Texas (Lake Ridge)
	13	Xavier Loyd	6-2	180	Fr.-RS	Blue Springs, Mo. (Blue Springs)
<b>LT</b>	70	KT Leveston	6-5	320	Sr.-3L	Waco, Texas (Midway)
	56	Andrew Leingang	6-6	297	Fr.-RS	Bismarck, N.D. (Century)
<b>LG</b>	50	Cooper Beebe	6-4	322	Jr.-2L	Kansas City, Kan. (Piper)
	62	Dawson Delforge	6-5	327	Sr.-2L	Wamego, Kan. (Butler CC)
<b>C</b>	55	Hayden Gillum	6-3	286	Sr.-2L	Plainville, Kan. (Plainville)
	54	Hadley Panzer	6-4	300	So.-1L	Lakin, Kan. (Lakin)
<b>RG</b>	54	Hadley Panzer	6-4	300	So.-1L	Lakin, Kan. (Lakin)
	75	Sam Hecht	6-4	290	Fr.-RS	Shawnee, Kan. (Mill Valley)
<b>RT</b>	73	Christian Duffie	6-5	310	Sr.-3L	Humble, Texas (Summer Creek)
	77	Carver Willis	6-5	288	So.-SQ	Durango, Colo. (Durango)
<b>TE</b>	34	Ben Sinnott	6-4	247	So.-1L	Waterloo, Iowa (Columbus Catholic)
	19	Sammy Wheeler	6-5	241	Sr.-3L	Lenexa, Kan. (St. James Academy)
	or 83	Will Swanson	6-5	244	So.-1L	Papillion, Neb. (La Vista South)
<b>QB</b>	18	Will Howard	6-5	235	Jr.-2L	Downingtown, Pa. (Downingtown West)
	9	Adrian Martinez	6-3	225	Sr.-TR	Fresno, Calif. (Univ. of Nebraska)
	or 2	Jake Rubley	6-3	210	Fr.-RS	Highlands Ranch, Colo. (Highlands Ranch)
<b>FB</b>	44	Christian Moore	6-2	243	So.-1L	Huntington Beach, Calif. (Huntington Beach)
	83	Will Swanson	6-5	244	So.-1L	Papillion, Neb. (La Vista South)
<b>RB</b>	22	Deuce Vaughn	5-6	176	Jr.-2L	Round Rock, Texas (Cedar Ridge)
	31	DJ Giddens	6-1	212	Fr.-RS	Junction City, Kan. (Junction City)
<b>WR</b>	8	Phillip Brooks	5-7	169	Sr.-3L	Lee's Summit, Mo. (Lee's Summit West)
	16	Seth Porter	5-8	170	Sr.-3L	Friendswood, Texas (Clear Springs)
<b>WR</b>	85	Kade Warner	6-1	204	Sr.-1L	Scottsdale, Ariz. (Univ. of Nebraska)
	3	RJ Garcia II	6-0	172	Fr.-RS	Land O' Lakes, Fla. (Berkeley Prep)

## DEFENSE

<b>DE</b>	91	Felix Anudike-Uzomah	6-4	255	Jr.-2L	Kansas City, Mo. (Lee's Summit)
	93	Jaylen Pickle	6-5	310	Sr.-2L	Cimarron, Kan. (Cimarron)
<b>NG</b>	92	Eli Huggins	6-5	297	Sr.-3L	Cumming, Ga. (West Forsyth)
	15	Robert Hentz II	6-2	282	Sr.-2L	Batesville, Miss. (NW Mississippi CC)
<b>DE</b>	38	Brendan Mott	6-5	240	Jr.-SQ	Iowa City, Iowa (Iowa City West)
	97	Nate Matlack	6-5	245	So.-1L	Olathe, Kan. (Olathe East)
<b>SLB</b>	29	Khalid Duke	6-4	246	Jr.-3L	Atlanta, Ga. (Riverside Military Academy)
	32	Desmond Purnell	5-11	214	Fr.-RS	Topeka, Kan. (Hayden)
<b>MLB</b>	22	Daniel Green	6-3	242	Sr.-3L	Portland, Ore. (Madison)
	52	Nick Allen	6-0	220	Sr.-3L	Overland Park, Kan. (Blue Valley Southwest)
<b>WLB</b>	41	Austin Moore	6-1	217	Jr.-2L	Louisburg, Kan. (Louisburg)
	31	Jake Clifton	6-2	210	Fr.-HS	Owasso, Okla. (Owasso)
	or 27	Gavin Forsha	6-3	215	So.-TR	Nashville, Tenn. (Tyler JC)
<b>CB</b>	23	Julius Brents	6-4	202	Sr.-1L	Indianapolis, Ind. (Univ. of Iowa)
	4	Omar Daniels	6-0	178	Fr.-RS	Moultrie, Ga. (Colquitt County)
<b>SS</b>	19	VJ Payne	6-3	192	Fr.-HS	Gainesville, Ga. (Buford)
	30	Matthew Maschmeier	6-0	192	So.-SQ	Lisle, Ill. (Naperville North)
<b>JS</b>	21	Drake Cheatum	5-10	191	Sr.-TR	Mesquite, Texas (Prairie View A&M Univ.)
	6	Max Marsh	6-3	208	So.-SQ	Grand Junction, Colo. (Eaglecrest)
<b>FS</b>	1	Josh Hayes	6-0	189	Sr.-TR	Lakeland, Fla. (Univ. of Virginia)
	33	Nickendre Stiger	5-10	185	Jr.-TR	Wichita, Kan. (Butler CC)
<b>CB</b>	25	Ekow Boye-Doe	6-0	171	Sr.-3L	Lawrence, Kan. (Lawrence)
	10	Jacob Parrish	5-10	177	Fr.-HS	Olathe, Kan. (Olathe North)

## SPECIALISTS

<b>FG</b>	8	Ty Zentner	6-2	200	Sr.-2L	Topeka, Kan. (Butler CC)
	17	Chris Tennant	6-5	220	So.-1L	Shawnee, Kan. (Mill Valley)
<b>HLD</b>	43	Jack Blumer	6-3	203	Sr.-2L	Marysville, Kan. (Marysville)
	8	Ty Zentner	6-2	200	Sr.-2L	Topeka, Kan. (Butler CC)
<b>SNP</b>	42	Randen Plattner	6-3	233	Sr.-3L	Parkville, Mo. (Park Hill)
	45	Mason Olguin	6-0	230	So.-TR	Edmond, Okla. (Dodge City CC)
<b>P</b>	8	Ty Zentner	6-2	200	Sr.-2L	Topeka, Kan. (Butler CC)
	43	Jack Blumer	6-3	203	Sr.-2L	Marysville, Kan. (Marysville)
<b>KO</b>	8	Ty Zentner	6-2	200	Sr.-2L	Topeka, Kan. (Butler CC)
	17	Chris Tennant	6-5	220	So.-1L	Shawnee, Kan. (Mill Valley)
<b>KR</b>	4	Malik Knowles	6-3	200	Sr.-3L	Mansfield, Texas (Lake Ridge)
	8	Phillip Brooks	5-7	169	Sr.-3L	Lee's Summit, Mo. (Lee's Summit West)
<b>PR</b>	8	Phillip Brooks	5-7	169	Sr.-3L	Lee's Summit, Mo. (Lee's Summit West)
	4	Malik Knowles	6-3	200	Sr.-3L	Mansfield, Texas (Lake Ridge)

## OFFENSIVE CAREER STARTS

PLAYER	'18	'19	'20	'21	'22	TOT
Adrian Martinez*	11	10	6	11	9	47
Malik Knowles	1	8	9	11	11	40
Cooper Beebe	—	0	8	13	13	34
Christian Duffie	—	0	8	13	13	34
Deuce Vaughn	—	—	7	13	13	33
Phillip Brooks	0	1	4	12	13	30
Kade Warner^	7	5	4	0	9	25
KT Leveston	—	0	5	0	13	18
Ben Sinnott	—	—	0	2	13	15
Will Howard	—	—	7	3	4	14
Hayden Gillum	—	0	0	0	13	13
Hadley Panzer	—	—	—	0	12	12
Jax Dineen	—	1	3	7	0	11
Sammy Wheeler	—	0	1	2	6	9
Taylor Poirier	—	—	2	0	1	3
Dawson Delforge	—	—	1	0	0	1

\* 2018-21 at Nebraska

^ 2018-20 at Nebraska

## DEFENSIVE CAREER STARTS

PLAYER	'18	'19	'20	'21	'22	TOT
Drake Cheatum <sup>1</sup>	7	8	3	12	13	43
Josh Hayes <sup>2</sup>	2/1	16	6	0	12	37
Ekow Boye-Doe	—	0	8	13	13	34
Eli Huggins	0	0	8	13	13	34
Cincere Mason <sup>3</sup>	10	14	4	1	1	30
Julius Brents*	5	0	0	13	13	31
Daniel Green	—	0	2	12	12	26
Felix Anudike-Uzomah	—	—	0	13	13	26
Khalid Duke	—	0	8	0	12	20
Austin Moore	—	—	0	1	13	14
Kobe Savage	—	—	—	—	10	10
Brendan Mott	—	—	0	0	9	9
Jaylen Pickle	—	0	2	5	0	7
Nate Matlack	—	—	—	3	4	7
VJ Payne	—	—	—	—	3	3
Nick Allen	—	0	0	1	1	2
Desmond Purnell	—	—	—	—	1	1

<sup>1</sup> 2018-21 at Prairie View A&M

<sup>2</sup> 2018-20 at Kennesaw State

<sup>3</sup> 2017-20 at North Dakota State (1 start in '17); 2021 at Virginia

\* 2018-20 at Iowa

## CONSECUTIVE STARTS (MIN 14 STARTS)

PLAYER, POSITION	STARTS
Christian Duffie, OL	34
Eli Huggins, NG	33
Cooper Beebe, OL	31
Deuce Vaughn, RB	29
Felix Anudike-Uzomah, DE	26
Ekow Boye-Doe, CB	26
Julius Brents, CB	26
Adrian Martinez, QB	24
Daniel Green, LB	22
Phillip Brooks, WR	20
Ben Sinnott, TE	14





## ALPHABETICAL

NO	NAME	POS
52	Nick Allen	LB
91	Felix Anudike-Uzomah	DE
50	Cooper Beebe	OL
53	Drake Bequeaith	OL
35	Dylan Bequeaith	FB
51	Shadryon Blanka	LB
43	Jack Blumer	P
80	Ty Bowman	WR
25	Ekow Boye-Doe	CB
23	Julius Brents	CB
8	Phillip Brooks	WR
32	Evan Cantu	RB
63	Michael Capria	OL
21	Drake Cheatum	S
5	Justice Clemons	CB
31	Jake Clifton	LB
58	Cartez Crook-Jones	DE
4	Omar Daniels	CB
62	Dawson Delforge	OL
29	Jax Dineen	FB
14	Jet Dineen	S
73	Christian Duffie	OL
29	Khalid Duke	LB
34	Trevor Erickson	S
27	Gavin Forsha	LB
26	Anthony Frias II	RB
46	Jace Friesen	DE
35	Keenan Garber	CB
3	RJ Garcia II	WR
31	DJ Giddens	RB
55	Hayden Gillum	OL
22	Daniel Green	LB
13	Joe Hall III	S
10	Brenen Hawkins	WR
1	Josh Hayes	S
75	Sam Hecht	OL
18	Thomas Helten	LB
15	Robert Hentz II	NG
26	Luke Hirsh	S
17	Ozzie Hoffer	DE
25	Gabe Hoover	WR
18	Will Howard	QB
92	Eli Huggins	NG
27	Jake Huggins	FB
56	Damian Ilalio	NG
0	Jadon Jackson	WR
3	Darell Jones	CB
12	Parker Kavanagh	QB
74	Alex Key	OL
71	Jalen Klemm	OL
4	Malik Knowles	WR
84	Isaac Koch	WR
24	Trey Krause	S
7	Adryan Lara	QB
56	Andrew Leingang	OL
70	KT Leveston	OL
6	Sterling Lockett	WR
87	Brayden Loftin	TE

NO	NAME	POS	HT	WT	YR-EX	HOMETOWN (LAST SCHOOL)
0	# Jadon Jackson	WR	6-1	195	Jr.-TR^	Centeron, Ark. (Univ. of Mississippi)
0	# Jordan Wright	CB	6-1	175	Jr.-TR	Memphis, Tenn. (Fullerton College)
1	Josh Hayes	S	6-0	189	Sr.-TR	Lakeland, Fla. (Univ. of Virginia)
2	# Jake Rubley	QB	6-3	210	Fr.-RS	Highlands Ranch, Colo. (Highlands Ranch)
2	# Kobe Savage	S	5-11	206	Jr.-TR	Paris, Texas (Tyler JC)
3	# RJ Garcia II	WR	6-0	172	Fr.-RS	Land O' Lakes, Fla. (Berkeley Prep)
3	# Darell Jones	CB	5-11	170	Fr.-RS	Coffeyville, Kan. (Field Kindley)
4	# Omar Daniels	CB	6-0	178	Fr.-RS	Moultrie, Ga. (Colquitt County)
4	# Malik Knowles	WR	6-3	200	Sr.-3L	Mansfield, Texas (Lake Ridge)
5	Justice Clemons	CB	5-10	199	Jr.-TR^	West Columbia, Texas (Tyler JC)
6	# Sterling Lockett	WR	5-9	160	Fr.-HS^	Leawood, Kan. (Blue Valley)
6	# Max Marsh	S	6-3	208	So.-SQ^	Grand Junction, Colo. (Eaglecrest)
7	Adryan Lara	QB	6-0	210	Fr.-HS^	Goodyear, Ariz. (Desert Edge)
8	# Phillip Brooks	WR	5-7	169	Sr.-3L	Lee's Summit, Mo. (Lee's Summit West)
8	# Ty Zentner	P/K	6-2	200	Sr.-2L	Topeka, Kan. (Butler CC)
9	# Adrian Martinez	QB	6-3	225	Sr.-TR	Fresno, Calif. (Univ. of Nebraska)
9	# Cincere Mason	S	6-0	215	Sr.-1L	Atlanta, Ga. (Kennesaw State Univ.)
10	# Brenen Hawkins	WR	6-3	211	Fr.-RS	Colleyville, Texas (Heritage)
10	# Jacob Parrish	CB	5-10	177	Fr.-HS^	Olathe, Kan. (Olathe North)
12	Parker Kavanagh	QB	6-1	192	Fr.-HS^	Salina, Kan. (Salina Central)
13	# Joe Hall III	S	6-0	205	Fr.-HS^	Manhattan, Kan. (Manhattan)
13	# Xavier Loyd	WR	6-2	180	Fr.-RS	Blue Springs, Mo. (Blue Springs)
14	# Jet Dineen	S	5-10	186	Fr.-HS^	Lawrence, Kan. (Free State)
14	# Tyson Struber	WR	6-2	199	Fr.-HS^	Galva, Kan. (Canton-Galva)
15	# Robert Hentz II	NG	6-2	282	Sr.-2L^	Batesville, Miss. (NW Mississippi CC)
15	# Shane Porter	WR	5-11	179	Fr.-RS	Friendswood, Texas (Clear Brook)
16	Seth Porter	WR	5-8	170	Sr.-3L	Friendswood, Texas (Clear Springs)
17	# Ozzie Hoffer	DE	6-2	223	Fr.-RS	Atlanta, Ga. (Woodward Academy)
17	# Chris Tennant	K	6-5	220	So.-1L^	Shawnee, Kan. (Mill Valley)
18	# Thomas Helten	LB	6-3	225	Sr.-SQ	Garden Plain, Kan. (Bishop Carroll)
18	# Will Howard	QB	6-5	235	Jr.-2L^	Downingtown, Pa. (Downingtown West)
19	# VJ Payne	S	6-3	192	Fr.-HS^	Gainesville, Ga. (Buford)
19	# Sammy Wheeler	TE	6-5	241	Sr.-3L	Lenexa, Kan. (St. James Academy)
20	Colby McCalister	CB	5-9	188	Fr.-HS^	Houston, Texas (Clear Brook)
21	Drake Cheatum	S	5-10	191	Sr.-TR^	Mesquite, Texas (Prairie View A&M Univ.)
22	# Daniel Green	LB	6-3	242	Sr.-3L	Portland, Ore. (Madison)
22	# Deuce Vaughn	RB	5-6	176	Jr.-2L^	Round Rock, Texas (Cedar Ridge)
23	Julius Brents	CB	6-4	202	Sr.-1L^	Indianapolis, Ind. (Univ. of Iowa)
24	Trey Krause	S	6-1	190	Fr.-RS	Olathe, Kan. (Olathe West)
25	# Ekow Boye-Doe	CB	6-0	171	Sr.-3L	Lawrence, Kan. (Lawrence)
25	# Gabe Hoover	WR	6-0	193	Jr.-SQ	McPherson, Kan. (McPherson)
26	# Anthony Frias II	RB	5-10	210	So.-TR^	Turlock, Calif. (Modesto JC)
26	# Luke Hirsh	S	5-11	186	Fr.-HS	Newton, Kan. (Newton)
27	# Gavin Forsha	LB	6-3	215	So.-TR^	Nashville, Tenn. (Tyler JC)
27	# Jake Huggins	FB	6-5	225	Jr.-SQ	Cumming, Ga. (West Forsyth)
28	Vaughn Malone	CB	6-0	187	Jr.-SQ	Austin, Texas (St. Michael's Catholic Academy)
29	# Jax Dineen	FB	5-10	244	Sr.-3L	Lawrence, Kan. (Free State)
29	# Khalid Duke	LB	6-4	246	Jr.-3L	Atlanta, Ga. (Riverside Military Academy)
30	# Matthew Maschmeier	S	6-0	192	So.-SQ^	Lisle, Ill. (Naperville North)
30	# Grant Snowden	K	6-1	163	Fr.-HS	Manhattan, Kan. (Manhattan)
31	# Jake Clifton	LB	6-2	210	Fr.-HS^	Owasso, Okla. (Owasso)
31	# DJ Giddens	RB	6-1	212	Fr.-RS	Junction City, Kan. (Junction City)
32	# Evan Cantu	RB	5-8	192	Fr.-HS^	Wichita, Kan. (Maize South)
32	# Desmond Purnell	LB	5-11	214	Fr.-RS	Topeka, Kan. (Hayden)
33	Nickendre Stiger	S	5-10	185	Jr.-TR	Wichita, Kan. (Butler CC)
34	# Trevor Erickson	S	6-3	197	Fr.-RS	Chapman, Kan. (Chapman)
34	# Ben Sinnott	TE	6-4	247	So.-1L^	Waterloo, Iowa (Columbus Catholic)
35	# Dylan Bequeaith	FB	6-1	230	Fr.-HS^	Colleyville, Texas (Grapevine)
35	# Keenan Garber	CB	6-0	177	Jr.-2L	Lawrence, Kan. (Free State)
37	Andrew Sonner	TE	6-4	244	Fr.-RS	Olathe, Kan. (Olathe East)
38	Brendan Mott	DE	6-5	240	Jr.-SQ	Iowa City, Iowa (Iowa City West)
39	Jordan Schippers	RB	6-1	205	Jr.-1L^	Colby, Kan. (Western Illinois Univ.)
40	Gavin Meyers	LB	6-2	231	Fr.-HS^	Hays, Kan. (Hays)
41	Austin Moore	LB	6-1	217	Jr.-2L	Louisburg, Kan. (Louisburg)
42	Randen Plattner	LS	6-3	233	Sr.-3L	Parkville, Mo. (Park Hill)
43	# Jack Blumer	P	6-3	203	Sr.-2L	Marysville, Kan. (Marysville)
43	# Jordan Perry	S	6-2	185	Fr.-HS^	Jefferson, Ga. (Jefferson)
44	# Christian Moore	FB	6-2	243	So.-1L^	Huntington Beach, Calif. (Huntington Beach)
44	# Tobi Osunsanmi	LB	6-2	216	Fr.-HS^	Wichita, Kan. (Wichita East)
45	Mason Olguin	LS	6-0	230	So.-TR^	Edmond, Okla. (Dodge City CC)

NO	NAME	POS	HT	WT	YR-EX	HOMETOWN (LAST SCHOOL)
46	Jace Friesen	DE	6-2	245	Jr.-1L	Basehor, Kan. (Basehor-Linwood)
47 #	Cody Stufflebean	DE	6-4	257	So.-SQ	McPherson, Kan. (McPherson)
47 #	La'James White	RB	5-7	185	Fr.-TR	Kansas City, Kan. (Air Force)
48	Zach Wittenberg	LB	6-1	219	So.-TR^	El Dorado, Kan. (Butler CC)
49	Andrew Schmelzle	DE	6-4	216	Fr.-RS	Sabetha, Kan. (Sabetha)
50	Cooper Beebe	OL	6-4	322	Jr.-2L	Kansas City, Kan. (Piper)
51	Shadryon Blanka	LB	6-1	213	Fr.-HS	St. Francis, Kan. (Saint Francis Community)
52	Nick Allen	LB	6-0	220	Sr.-3L	Overland Park, Kan. (Blue Valley Southwest)
53	Drake Bequeaith	OL	6-6	269	Fr.-HS^	Colleyville, Texas (Grapevine)
54	Hadley Panzer	OL	6-4	300	So.-1L	Lakin, Kan. (Lakin)
55	Hayden Gillum	OL	6-3	286	Sr.-2L	Plainville, Kan. (Plainville)
56 #	Damian Ilalio	NG	6-1	288	Fr.-RS	Manhattan, Kan. (Manhattan)
56 #	Andrew Leingang	OL	6-6	297	Fr.-RS	Bismarck, N.D. (Century)
57	Beau Palmer	LB	6-2	222	So.-SQ^	Overland Park, Kan. (Blue Valley)
58	Cartez Crook-Jones	DE	6-4	270	Sr.-1L	Grandview, Mo. (Grandview)
62	Dawson Delforge	OL	6-5	327	Sr.-2L^	Wamego, Kan. (Butler CC)
63	Michael Capria	OL	6-1	289	Fr.-HS^	Kansas City, Mo. (Liberty)
66	Sam Shields	OL	6-4	298	So.-SQ^	Manhattan, Kan. (Manhattan)
68	Jackson Smith	OL	6-3	275	So.-SQ	St. Paul, Minn. (St. Thomas Academy)
69	Taylor Poirier	OL	6-3	291	Jr.-1L	Kansas City, Kan. (Bishop Miege)
70	KT Leveston	OL	6-5	320	Sr.-3L	Waco, Texas (Midway)
71	Jalen Klemm	OL	6-5	272	Fr.-HS^	Mars, Pa. (Pine-Richland)
72	Witt Mitchum	OL	6-6	270	So.-SQ^	McKenzie, Tenn. (McKenzie)
73	Christian Duffie	OL	6-5	310	Sr.-3L	Humble, Texas (Summer Creek)
74	Alex Key	OL	6-3	298	Fr.-HS^	Derby, Kan. (Derby)
75	Sam Hecht	OL	6-4	290	Fr.-RS	Shawnee, Kan. (Mill Valley)
76	Kingsley Ugwu	OL	6-4	295	Jr.-RS	Tucson, Ariz. (Hutchinson CC)
77	Carver Willis	OL	6-5	288	So.-SQ^	Durango, Colo. (Durango)
78	John Pastore	OL	6-6	272	Fr.-HS^	Erie, Colo. (Erie)
80	Ty Bowman	WR	6-5	218	So.-1L^	Chanute, Kan. (Chanute)
83	Will Swanson	TE	6-5	244	So.-1L^	Papillion, Neb. (La Vista South)
84	Isaac Koch	WR	6-1	185	Fr.-HS	Olathe, Kan. (Rockhurst)
85	Kade Warner	WR	6-1	204	Sr.-1L	Scottsdale, Ariz. (Univ. of Nebraska)
86	Garrett Oakley	TE	6-4	219	Fr.-HS^	Columbus, Neb. (Scotus Central Catholic)
87	Brayden Loftin	TE	6-4	224	Fr.-HS^	Omaha, Neb. (Lewis Central [IA])
88	Erwin Nash	WR	6-2	209	Fr.-HS^	Olathe, Kan. (Olathe South)
89	Erik Pizarro	WR	5-10	208	Sr.-TR^	Rio Hondo, Texas (Lamar Univ.)
90	Donovan Rieman	DE	6-3	237	Fr.-HS^	Enid, Okla. (Enid)
91	Felix Anudike-Uzomah	DE	6-4	255	Jr.-2L^	Kansas City, Mo. (Lee's Summit)
92	Eli Huggins	NG	6-5	297	Sr.-3L	Cumming, Ga. (West Forsyth)
93	Jaylen Pickle	DE	6-5	310	Sr.-2L	Cimarron, Kan. (Cimarron)
94	Titus Tuiasosopo	NG	6-0	318	Fr.-RS	Manhattan, Kan. (Wamego)
96	Leyton Simmering	K	6-0	158	Fr.-HS^	Rosemount, Minn. (Rosemount)
97	Nate Matlack	DE	6-5	245	So.-1L^	Olathe, Kan. (Olathe East)
99	Uso Seumalo	NG	6-3	340	Jr.-TR^	Maunaloa, Hawai'i (Garden City CC)

**NOTE:** Kansas State elected to advance players' classification even though the 2020 season did not affect eligibility. Those that wish to take advantage of the extra year will be listed as a senior again after their original eligibility would have been exhausted.

# Duplicate Number | ^ Redshirt Available | Roster as of November 1, 2022

## PRONUNCIATION GUIDE

### PLAYERS

Felix ANUDIKE-UZOMAH ann-you-DEE-kay you-ZAH-mah  
 Dylan/Drake BEQUEAITH BECK-with  
 SHADRYON BLANKA SHAD-run BLON-ka  
 Jack BLUMER BLUE-mur  
 EKOW BOYE-DOE ECK-oh BOY-doe  
 Evan CANTU can-TOO  
 Michael CAPRIA cuh-PREE-ah  
 Jax/Jett DINEEN duh-NEEN  
 KHALID Duke kuh-LID  
 Gavin FORSHA for-SHAY  
 Anthony FRIAS II FREE-iss  
 Damian ILALIO EE-lah-LEE-oh  
 DARELL Jones duh-REL  
 Adryan LARA LAR-ah  
 Andrew LEINGANG LANE-gang  
 XAVIER Loyd ex-AYV-ee-ur  
 CINCERE Mason sin-SEER  
 Mason OLGUIN ole-GEEN

Tobi OSUNSANMI oh-sun-SAH-me  
 John PASTORE pass-TOR-ee  
 Taylor POITIER por-tee-AY (long A)  
 Donovan RIEMAN RYE-men  
 Andrew SCHMELZLE SHMELLS-lee  
 USO SEUMALO OO-soh SAY-oh-MALL-oo  
 Ben SINNOTT SIN-it  
 Andrew SONNER SAHN-er  
 NICKENDRE STIGER nuh-KIN-dre STYE-gur  
 Titus TUIASOSOPO TWO-ee-AH-so-SO-po  
 Kingsley UGWU OO-goo

### COACHES

Chris KLIEMAN KLY-men  
 Brian LEPAK luh-PACK  
 Steve STANARD STAN-urd  
 Mike TUIASOSOPO TWO-ee-AH-so-SO-po

## ALPHABETICAL

NO	NAME	POS
13	Xavier Loyd	WR
28	Vaughn Malone	CB
6	Max Marsh	S
9	Adrian Martinez	QB
30	Matthew Maschmeier	S
9	Cincere Mason	S
97	Nate Matlack	DE
20	Colby McCalister	CB
40	Gavin Meyers	LB
72	Witt Mitchum	OL
41	Austin Moore	LB
44	Christian Moore	FB
38	Brendan Mott	DE
88	Erwin Nash	WR
86	Garrett Oakley	TE
45	Mason Olguin	LS
44	Tobi Osunsanmi	LB
57	Beau Palmer	LB
54	Hadley Panzer	OL
10	Jacob Parrish	CB
78	John Pastore	OL
19	VJ Payne	S
43	Jordan Perry	S
93	Jaylen Pickle	DE
89	Erik Pizarro	WR
42	Randen Plattner	LS
69	Taylor Poirier	OL
16	Seth Porter	WR
15	Shane Porter	WR
32	Desmond Purnell	LB
90	Donovan Rieman	DE
2	Jake Rubley	QB
2	Kobe Savage	S
39	Jordan Schippers	RB
49	Andrew Schmelzle	DE
99	Uso Seumalo	NG
66	Sam Shields	OL
96	Leyton Simmering	K
34	Ben Sinnott	TE
68	Jackson Smith	OL
30	Grant Snowden	K
37	Andrew Sonner	TE
33	Nickendre Stiger	S
14	Tyson Struber	WR
47	Cody Stufflebean	DE
83	Will Swanson	TE
17	Chris Tennant	K
94	Titus Tuiasosopo	NG
76	Kingsley Ugwu	OL
22	Deuce Vaughn	RB
85	Kade Warner	WR
19	Sammy Wheeler	TE
47	La'James White	RB
77	Carver Willis	OL
48	Zach Wittenberg	LB
0	Jordan Wright	CB
8	Ty Zentner	P/K



@KStateFB



@KStateFB



@KStateFootball



## THE CHRIS KLIEMAN FILE

### PERSONAL

**Year in Coaching:** 29th  
**Year as Head Coach:** 10th  
**Year at K-State:** Fourth  
**Hometown:** Waterloo, Iowa  
**Spouse:** Rhonda  
**Children:** Devin, Colby, Haley

### EDUCATION

Northern Iowa (1990) – Bachelor's in Health Education  
 Northern Iowa (1992) – Master's in Physical Education

### PLAYING EXPERIENCE

Northern Iowa, Defensive Back (1986-90)

### YEAR BY YEAR RECORD

Year	School (Pos.)	Rec. (Conf)	Conf. Finish
1991	Northern Iowa (GA)	11-2 (5-1)	1st
	► MVFC Champions; FCS Quarterfinals		
1992	Northern Iowa (GA)	12-2 (5-1)	1st
	► MVFC Champions; FCS Semifinals		
1993	Northern Iowa (DB)	8-4 (5-1)	1st
	► MVFC Champions; FCS Playoffs		
1994	Western Illinois (DB)	8-3 (4-2)	2nd
1995	Western Illinois (DB)	4-7 (2-4)	t5th
1996	Western Illinois (DB)	9-3 (3-2)	2nd
	► FCS Playoffs		
1997	Kansas (GA)	5-6 (3-5)	5th (North)
1999	Missouri State (DB)	5-6 (2-4)	t4th
2002	Loras College (DC)	5-5 (4-5)	5th
2003	Loras College (DC)	7-3 (5-3)	3rd
2004	Loras College (DC)	4-6 (3-5)	7th
<b>2005</b>	<b>Loras College (HC)</b>	<b>3-7 (2-6)</b>	<b>7th</b>
2006	Northern Iowa (DB)	7-4 (5-2)	3rd
2007	Northern Iowa (DB)	12-1 (6-0)	1st
	► MVFC Champions; FCS Quarterfinals		
2008	Northern Iowa (Co-DC/DB)	12-3 (7-1)	t1st
	► MVFC Champions; FCS Semifinals		
2009	Northern Iowa (DC/DB)	7-4 (5-3)	3rd
2010	Northern Iowa (DC/DB)	7-5 (6-2)	1st
	► MVFC Champions; FCS Playoffs		
2011	North Dakota State (DB)	14-1 (7-1)	1st
	► MVFC Champions; FCS National Champions		
2012	North Dakota State (DC/DB)	14-1 (7-1)	1st
	► MVFC Champions; FCS National Champions		
2013	North Dakota State (DC/DB)	15-0 (8-0)	1st
	► MVFC Champions; FCS National Champions		
<b>2014</b>	<b>North Dakota State (HC)</b>	<b>15-1 (7-1)</b>	<b>1st</b>
	► MVFC Champions; FCS National Champions		
<b>2015</b>	<b>North Dakota State (HC)</b>	<b>13-2 (7-1)</b>	<b>1st</b>
	► MVFC Champions; FCS National Champions		
<b>2016</b>	<b>North Dakota State (HC)</b>	<b>12-2 (7-1)</b>	<b>1st</b>
	► MVFC Champions; FCS Semifinals		
<b>2017</b>	<b>North Dakota State (HC)</b>	<b>14-1 (7-1)</b>	<b>1st</b>
	► MVFC Champions; FCS National Champions		
<b>2018</b>	<b>North Dakota State (HC)</b>	<b>15-0 (8-0)</b>	<b>1st</b>
	► MVFC Champions; FCS National Champions		
<b>2019</b>	<b>Kansas State (HC)</b>	<b>8-4 (5-4)</b>	<b>t3rd</b>
	► AutoZone Liberty Bowl		
<b>2020</b>	<b>Kansas State (HC)</b>	<b>4-6 (4-5)</b>	<b>7th</b>
<b>2021</b>	<b>Kansas State (HC)</b>	<b>8-5 (4-5)</b>	<b>t5th</b>
	► TaxAct Texas Bowl		
<b>2021</b>	<b>Kansas State (HC)</b>	<b>10-3 (8-2)</b>	<b>1st</b>
	► Allstate Sugar Bowl		
<b>OVERALL RECORD (HC &amp; Asst)</b>		<b>268-97 (151-69)</b>	
<b>RECORD AS HEAD COACH</b>		<b>102-31 (59-26)</b>	



# HEAD COACH CHRIS KLIEMAN



"Stack good days on top of good days, and I promise you will be pleased with the process." That has been the message throughout the Chris Klieman era at Kansas State. And let's just say there have been many good days stacked on top of one another.

Klieman, a proven winner with a championship history, was named the 35th head football coach in Kansas State history on December 10, 2018, and in four seasons he has compiled 30 wins, which are the most in school history by a head coach in their first four years. Win No. 30 for Klieman will be one that is forever cherished by Wildcat fans as it culminated a 10-3 record in 2022 following a thrilling 31-28 overtime win over No. 3 in the Dr. Pepper Big 12 Championship. It was K-State's fourth-ever conference championship and third as members of the Big 12.

In addition to the 30 overall wins, Klieman has led the Wildcats to three victories over Oklahoma – ranked No. 6 in 2022, No. 5 in 2019 and No. 3 in 2020 – kept the Governor's Cup trophy in Manhattan with four wins over in-state rival KU and has collected 20 Big 12 Conference wins.

Thanks to his 30 wins in Manhattan, Klieman holds a career head coaching record of 102-32 as his 76.2% winning percentage ranks fourth among current FBS coaches that have led programs for at least nine seasons, trailing only Clemson's Dabo Swinney, Alabama's Nick Saban and James Madison's Curt Gignetti.

The 2022 season was one of the ages as the Cats opened the year 2-1 in non-conference play, defeating regional rival Missouri while dropping a close 17-10 contest to Tulane, who went on to finish the season ranked 16th nationally and earned a berth in the AT&T Cotton Bowl. Road wins at No. 6 Oklahoma and Iowa State jump-started Big 12 play, and following losses to ranked foes TCU and Texas, the Wildcats closed out the conference season with three straight wins (and four of the last five)

to earn a berth in the league title game and rematch with the No. 3 Horned Frogs. The overtime win against TCU propelled the Wildcats to the Allstate Sugar Bowl, their first New Year's Six bowl since playing in the 2013 Tostitos Fiesta Bowl.

Quarterbacks Adrian Martinez and Will Howard each provided sparks for the offense as Howard took over behind center following an injury to Martinez. Deuce Vaughn eclipsed the century mark for the third straight year rushing the ball, while Cooper Beebe was named the Big 12 Offensive Lineman of the Year.

On defense, the Wildcats ranked among the nation's best in scoring defense and turnover margin in 2022. Felix Anudike-Uzomah was named both the Big 12 Defensive Player of the Year and Defensive Lineman of the Year.

The 2021 season started with three straight non-conference wins over Stanford, Southern Illinois and Nevada and a top-25 national ranking. Following three Big 12-opening losses to teams that were ranked in the top 10 at some point in 2021, the Wildcats reeled off four-straight Big 12 wins, which included a come-from-behind road triumph at Texas Tech, home victories over TCU and West Virginia, and the program's 13th-straight win over in-state rival KU.

Under Klieman's watch, Vaughn became the 11th Consensus All-American in school history as the sophomore was one of three players in the nation to top 1,000 rushing yards and 400 receiving yards on the year, while he ranked in the top 25 nationally in nine different offensive categories. Vaughn was one of 16 Wildcats that earned All-Big 12 honors from the league's coaches, which included four first-team members in defensive end Anudike-Uzomah, offensive lineman Beebe, kick returner Malik Knowles and defensive back Russ Yeast.

Much like his first two years in Manhattan, Klieman's emphasis of "how you do one thing is how you do everything" translated to the classroom as a school-record 34 players received Academic All-Big 12 honors. Vaughn and wide receiver Landry Weber each picked up CoSIDA Academic All-District accolades, while Weber was also a semifinalist for the William V. Campbell Trophy.

In Klieman's first year at the helm of the K-State program in 2019, the Wildcats managed to win eight games, finish in a tie for third in the Big 12 after being picked ninth in the pre-season, knocked off No. 5 Oklahoma at home for the first time since 1996, won at Mississippi State – the Wildcats' first win in 11 tries inside an SEC stadium – kept the Governor's Cup in Manhattan following their 11th-straight win over rival Kansas and quickly got back to bowl eligibility after missing out the year prior. The eight wins by Klieman were the most in school history by a first-year coach and also ranked second nationally among first-year Power 5 head coaches in 2019, trailing only Ohio State's Ryan Day.

A total of 15 Wildcats earned All-Big 12 recognition in 2019, led by Special Teams Player of the Year Joshua Youngblood, who became the first true freshman in Big 12 history to be named Big 12 player of the year on offense, defense or special teams. His three kick returns for touchdowns led the nation in 2019 and sparked key Big 12 wins over Texas Tech and No. 23 Iowa State.

The Wildcats placed a school-record 32 players on the Academic All-Big 12 teams, including a league-record 26 first-team members. Headlining the list was Adam Holtorf, who was the Big 12 Scholar Athlete of the Year, a First Team Academic All-American and finalist for the Campbell Trophy.

Kansas State jumped out of the gate in Big 12 play in 2020 by winning its first four games, the first time the Wildcats went 4-0 to start conference play in six years and just the sixth time in the 25-year history of the Big 12. One of those victories was at No. 3 Oklahoma, the first road win over a top-five team in school history. The Wildcats were the first team to win two-straight games against the Sooners since 2013 and 2014 (Baylor) and the first to defeat top-five Sooner teams in consecutive years since 2001 and 2002 (Oklahoma State).

However, battling through the COVID-19 pandemic and losing senior starting quarterback Skylar Thompson for the season during the third game of the year, the Wildcats finished at 4-6. K-State was one of just two teams in the nation (Georgia Tech) to start true freshmen at both quarterback and running back in at least seven games in 2020. The running back turned out to be one of the best in the nation as Vaughn was named the True Freshman of the Year by 247Sports, landed on multiple All-America teams and was the Big 12 Offensive Freshman of the Year. Vaughn was one of nine Wildcats to earn All-Big 12 honors. The Wildcats also had another stellar year in the classroom in 2020 as they broke their own record from the year prior for Academic All-Big 12 honors with 33, which included 26 first-team members.

Prior to arriving at K-State, Klieman capped his five-year stint as head coach at North Dakota State by winning his fourth national championship in 2018. He tied Jim Tressel (Youngstown State) for the most FCS National Championships as a head coach, while he was a part of seven national championships at NDSU, which was the most in FCS history at the time of his departure.

Klieman guided the 2018 Bison to a perfect 15-0 record, just the fifth team in FCS history to go undefeated and untied on the way to a national championship. North Dakota State also claimed that feat in 2013 when Klieman as the defensive coordinator.

A native of Waterloo, Iowa, Klieman is first in NDSU history in winning percentage (.920) and third in victories (69).

Klieman's accomplishments as the Bison head coach came despite losing 23 seniors and welcoming seven new assistant coaches prior to his first season at the helm in 2014. That year, the Bison went 15-1 and won the national championship before going 13-2 with another national championship in 2015, 12-2 with a semifinal appearance in 2016 and 14-1 with a third national title in 2017.

Of Klieman's 69 wins at North Dakota State, 39 (56.5 percent) came over ranked opponents, while he had two wins in two tries over FBS competition – a 34-14 victory at Iowa State in his first game at the helm of NDSU and a 23-21 triumph at 11th-ranked Iowa in 2016. His teams were also stellar in protecting home field as evidenced by his 43-3 home record at NDSU, which includes winning each of his last 19 games at the FargoDome.

The Bison won the Missouri Valley Football Conference each of his five years as head coach and put together a collective 36-4 (90.0 percent) record against conference foes during that time. He was named the Bruce Craddock MVFC Coach of the Year in 2017, while he was the 2014 Rawlings Football/American Football Monthly FCS Coach of the Year and the 2018 AFCA Region 4 FCS Coach of the Year.

Elevated from defensive coordinator to head coach at NDSU on December 15, 2013, Klieman's defensive units during his two-year run as coordinator each included top-10 rankings in scoring defense, total defense, rushing defense and passing defense. Highlighting that run were No. 1 rankings in scoring defense in both 2012 and 2013, and total defense in 2012, the latter when he was named the Football Scoop FCS Coordinator of the Year. NDSU also led the nation in scoring defense when he was the defensive backs coach in 2011.

Klieman began his coaching career as a graduate assistant at his alma mater, Northern Iowa, in 1991 and 1992 before being promoted to an assistant coach in 1993. He went on to Western Illinois as an assistant coach from 1994 to 1996 before serving as a graduate assistant at Kansas in 1997 and an assistant coach at Missouri State in 1999.

Klieman then moved on to Division III Loras College in Dubuque, Iowa, where he was the defensive coordinator from 2002 to 2004 before taking over as head coach for the 2005 season. He returned to Northern Iowa in 2006 as an assistant coach before being elevated to defensive coordinator for the 2009 and 2010 seasons.

Klieman was a three-time All-Gateway Conference defensive back at Northern Iowa and four-year letterwinner from 1986 to 1990. He graduated from UNI in 1990 with a bachelor's degree in health education and a master's degree in physical education in 1992.

Klieman and his wife, Rhonda, are parents of two sons, Devin and Colby, and one daughter, Haley.

## KLIEMAN RECORD BREAKDOWN

Overall .....	102-32 (.761)
Overall (K-State) .....	30-19 (.612)
Home (Overall) .....	61-16 (.792)
Home (K-State) .....	16-10 (.615)
Away (Overall) .....	34-15 (.694)
Away (K-State) .....	11-8 (.579)
Neutral .....	7-1 (.875)
Conference (Overall) .....	58-26 (.690)
Conference (K-State) .....	20-16 (.556)
Home Conference (Overall) .....	29-14 (.674)
Home Conference (K-State) .....	11-8 (.579)
Away Conference (Overall) .....	29-13 (.690)
Away Conference (K-State) .....	9-8 (.529)
Non-Conference (Overall) .....	44-6 (.888)
Non-Conference (K-State) .....	10-3 (.769)
Home Non-Conference (Overall) .....	32-3 (.914)
Home Non-Conference (K-State) .....	6-2 (.750)
Away Non-Conference (Overall) .....	5-2 (.714)
Away Non-Conference (K-State) .....	1-0 (1.000)
Neutral Non-Conference .....	7-1 (.875)
Coming Off a Win* .....	81-16 (.835)
at K-State* .....	20-9 (.690)
Coming Off a Loss* .....	14-13 (.519)
at K-State* .....	8-8 (.500)
Coming Off a Bye* .....	20-5 (.800)
at K-State .....	3-5 (.375)
In August .....	3-1 (.750)
In September .....	25-7 (.781)
In October .....	33-8 (.805)
In November .....	22-11 (.667)
In December .....	15-3 (.833)
In January .....	5-0 (1.000)
Tuesday .....	1-1 (.500)
Friday .....	4-1 (.800)
Saturday .....	97-30 (.764)
Scoring First .....	75-13 (.852)
at K-State .....	25-6 (.806)
Opponent Scores First .....	27-19 (.587)
at K-State .....	5-13 (.278)
Leading at Halftime .....	83-10 (.892)
at K-State .....	25-6 (.839)
Behind at Halftime .....	12-21 (.364)
at K-State .....	4-12 (.250)
Tied at Halftime .....	7-1 (.875)
at K-State .....	1-1 (.500)
Overtime .....	4-0 (1.000)
Outgain Opponent .....	89-6 (.937)
at K-State .....	19-4 (.826)
Outgained by Opponent .....	13-25 (.342)
at K-State .....	11-14 (.444)
Total Yardage Equal .....	0-1 (.000)
at K-State .....	0-1 (.000)
Win Turnover Battle .....	66-10 (.868)
at K-State .....	20-4 (.833)
Lose Turnover Battle .....	17-15 (.531)
at K-State .....	4-11 (.267)
Equal Turnovers .....	19-7 (.731)
at K-State .....	6-4 (.600)
With 100-Yard Rusher .....	61-5 (.924)
at K-State .....	20-5 (.800)
Scoring a Defensive Touchdown .....	17-0 (1.000)
at K-State .....	3-0 (1.000)
Scoring a Special Teams Touchdown .....	12-4 (.750)
at K-State .....	7-3 (.700)

\* In Season Only





## VAN MALONE

ASSISTANT HEAD COACH  
PASS GAME COORD./CORNERBACKS



## JOE KLANDERMAN

DEFENSIVE COORDINATOR  
SAFETIES

### THE MALONE FILE

#### PERSONAL

**Year in Coaching:** 24th  
**Year at K-State:** Fourth  
**Hometown:** Houston, Texas  
**Spouse:** Nedra  
**Children:** Van, Vaughn, Vincent

#### EDUCATION

Houston (2002), Bachelor's in Social Science

#### PLAYING EXPERIENCE

Texas, Defensive Back (1990-93)  
Detroit Lions, Defensive Back (1994-97)

#### COACHING EXPERIENCE

1999-2001 ..... Waltrip HS (TX), defensive coordinator  
2002 ..... Conroe HS (TX), defensive coordinator  
2003 ..... North Dakota State, wide receivers  
2004 ..... Western Michigan, cornerbacks/special teams  
2005 ..... North Texas, defensive backs/special teams  
2006-09 ..... Texas A&M, cornerbacks/safeties  
2010-11 ..... Tulsa, secondary  
2012-14 ..... Oklahoma State, safeties  
2015-17 ..... SMU, defensive coordinator  
2018 ..... Mississippi State, defensive quality control  
2019 ..... Kansas State, cornerbacks  
2020-22 ..... Kansas State, assistant head coach/passing game coordinator/cornerbacks

#### POSTSEASON EXPERIENCE

*\* As a player*

1991 Cotton Bowl (Texas)*	2015 Cactus Bowl (Oklahoma State)
1994 NFL Playoffs (Lions)*	2017 Frisco Bowl (SMU)
1995 NFL Playoffs (Lions)*	2018 Outback Bowl (Mississippi State)
1997 NFL Playoffs (Lions)*	2019 Liberty Bowl (Kansas State)
2006 Holiday Bowl (Texas A&M)	2022 Texas Bowl (Kansas State)
2007 Alamo Bowl (Texas A&M)	2022 Sugar Bowl (Kansas State)
2009 Independence Bowl (Texas A&M)	
2013 Heart of Dallas Bowl (Oklahoma State)	
2014 Cotton Bowl (Oklahoma State)	

### THE KLANDERMAN FILE

#### PERSONAL

**Year in Coaching:** 21st  
**Year at K-State:** Fourth  
**Hometown:** Hammond, Wisconsin  
**Spouse:** Amanda  
**Children:** Elle, Corryn, Jarrett, James

#### EDUCATION

Minnesota State (2001), Bachelor's in Social Sciences  
Minnesota State (2004), Master's in Sports Administration

#### PLAYING EXPERIENCE

Minnesota State, Defensive Line (1997-2001)


#### COACHING EXPERIENCE

2002-04 ..... Minnesota State, defensive line  
2005-06 ..... Minnesota State, defensive backs  
2007-13 ..... Minnesota State, defensive coordinator/LB  
2014-18 ..... North Dakota State, defensive backs  
2019 ..... Kansas State, safeties  
2020-21 ..... Kansas State, defensive coordinator/safeties

#### POSTSEASON EXPERIENCE

2008 Division II Playoffs (Minnesota State)  
2009 Division II Playoffs (Minnesota State)  
2011 Mineral Water Bowl (Minnesota State)  
2012 Division II Semifinals (Minnesota State)  
2013 Division II Second Round (Minnesota State)  
2014 FCS Champions (North Dakota State)  
2015 FCS Champions (North Dakota State)  
2016 FCS Semifinals (North Dakota State)  
2017 FCS Champions (North Dakota State)  
2018 FCS Champions (North Dakota State)  
2019 Liberty Bowl (Kansas State)  
2022 Texas Bowl (Kansas State)  
2022 Sugar Bowl (Kansas State)





## COLLIN KLEIN

OFFENSIVE COORDINATOR  
QUARTERBACKS



## BRIAN ANDERSON

ASSISTANT COACH  
RUNNING BACKS

### THE KLEIN FILE

#### PERSONAL

**Year in Coaching:** Ninth  
**Year at K-State:** Eighth  
**Hometown:** Loveland, Colorado  
**Spouse:** Shalin  
**Children:** Beric, Rhett, Trek

#### EDUCATION

Kansas State (2011), Bachelor's in Business Financial Services and Controllorship

#### PLAYING EXPERIENCE

Kansas State, Quarterback (2009-12)

#### COACHING EXPERIENCE

2014..... Kansas State, asst. director of recruiting/defensive QC  
2015..... Kansas State, offensive graduate assistant  
2016..... Northern Iowa, quarterbacks  
2017..... Kansas State, quarterbacks  
2018..... Kansas State, co-offensive coordinator/quarterbacks  
2019-21..... Kansas State, quarterbacks  
2022..... Kansas State, offensive coordinator/quarterbacks

#### POSTSEASON EXPERIENCE

*\* As a player*

2010 Pinstripe Bowl (Kansas State)\*  
2012 Cotton Bowl (Kansas State)\*  
2013 Fiesta Bowl (Kansas State)\*  
2015 Alamo Bowl (Kansas State)  
2016 Liberty Bowl (Kansas State)  
2017 Cactus Bowl (Kansas State)  
2019 Liberty Bowl (Kansas State)  
2022 Texas Bowl (Kansas State)  
2022 Sugar Bowl (Kansas State)

### THE ANDERSON FILE

#### PERSONAL

**Year in Coaching:** 28th  
**Year at K-State:** Fourth  
**Hometown:** Rockford, Illinois  
**Spouse:** Kerri  
**Children:** Annabelle

#### EDUCATION

Western Illinois (1994), Bachelor's of Arts

#### PLAYING EXPERIENCE

Ellsworth CC, Wide Receiver (1988-89)  
Western Illinois, Wide Receiver (1990-92)

#### COACHING EXPERIENCE

1994..... Western Illinois, student assistant  
1995-96..... Western Illinois, wide receivers  
1997..... Highland CC, wide receivers/pass game coord.  
1998-2000..... Coffeyville CC, wide receivers  
2001-07..... Southern Illinois, wide receivers/returners  
2008-10..... Northern Illinois, tight ends  
2011-13..... Minnesota, running backs  
2014-16..... Minnesota, wide receivers  
2018..... Illinois State, wide receivers  
2019-22..... Kansas State, running backs

#### POSTSEASON EXPERIENCE

*\* As a player*

1991 FCS Playoffs (Western Illinois)*	2016 Holiday Bowl (Minnesota)
2003 FCS Playoffs (Southern Illinois)	2019 Liberty Bowl (Kansas State)
2004 FCS Playoffs (Southern Illinois)	2022 Texas Bowl (Kansas State)
2005 FCS Quarterfinals (Southern Illinois)	2022 Sugar Bowl (Kansas State)
2006 FCS Quarterfinals (Southern Illinois)	
2007 FCS Semifinals (Southern Illinois)	
2008 Independence Bowl (Northern Illinois)	
2010 International Bowl (Northern Illinois)	
2010 Humanitarian Bowl (Northern Illinois)	
2012 Meineke Car Care Bowl (Minnesota)	
2013 Texas Bowl (Minnesota)	
2015 Citrus Bowl (Minnesota)	
2015 Quick Lane Bowl (Minnesota)	



## BRIAN LEPAK

ASSISTANT COACH  
FULLBACKS/TIGHT ENDS



## CONOR RILEY

ASSISTANT COACH  
OFFENSIVE LINE

### THE LEPAK FILE

#### PERSONAL

**Year in Coaching:** Ninth

**Year at K-State:** Second

**Hometown:** Claremore, Oklahoma

**Spouse:** Colleen

**Children:** Thomas, Penelope, Luke

#### EDUCATION

Oklahoma (2010), Bachelor's in Accounting and Finance  
University of Oklahoma College of Law (2014)

#### PLAYING EXPERIENCE

Colorado State, Offensive Line (2006-07)

Oklahoma, Offensive Line (2008-10)

#### COACHING EXPERIENCE

2014-16 ..... Indiana, offensive graduate assistant  
2017-19 ..... Oklahoma, offensive graduate assistant  
2020 ..... Southern, run game coordinator/offensive line  
2021 ..... Kansas State, senior offensive quality control  
2022 ..... Kansas State, fullbacks/tight ends

#### POSTSEASON EXPERIENCE

*\* As a player*

2009 BCS National Championship (Oklahoma)\*  
2009 Sun Bowl (Oklahoma)\*  
2011 Fiesta Bowl (Oklahoma)\*  
2015 Pinstripe Bowl (Indiana)  
2016 Foster Farms Bowl (Indiana)  
2018 Rose Bowl (Oklahoma)  
2018 Orange Bowl (Oklahoma)  
2019 Peach Bowl (Oklahoma)  
2022 Texas Bowl (Kansas State)  
2022 Sugar Bowl (Kansas State)

### THE RILEY FILE

#### PERSONAL

**Year in Coaching:** 20th

**Year at K-State:** Fourth

**Hometown:** Omaha, Nebraska

**Spouse:** Christy

**Children:** Cate, Claire

#### EDUCATION

Omaha (2003), Bachelor's in Criminal Justice; Minor in Political Science

#### PLAYING EXPERIENCE

Omaha, Offensive Line (1999-02)

#### COACHING EXPERIENCE

2003-05 ..... Omaha, student coach/graduate assistant  
2006 ..... Concordia (MN), offensive line  
2007-10 ..... Omaha, offensive line/run game coordinator  
2011-12 ..... Sacramento State, offensive line  
2013 ..... North Dakota State, tight ends/fullbacks  
2014-16 ..... North Dakota State, offensive line  
2017-18 ..... North Dakota State, offensive line/run game coord.  
2019 ..... Kansas State, offensive line

#### POSTSEASON EXPERIENCE

*\* As a player*

2000 Division II Quarterfinals (Omaha)\*  
2001 Division II Playoffs (Omaha)\*  
2013 FCS Champions (North Dakota State)  
2014 FCS Champions (North Dakota State)  
2015 FCS Champions (North Dakota State)  
2016 FCS Semifinals (North Dakota State)  
2017 FCS Champions (North Dakota State)  
2018 FCS Champions (North Dakota State)  
2019 Liberty Bowl (Kansas State)  
2022 Texas Bowl (Kansas State)  
2022 Sugar Bowl (Kansas State)





## STEVE STANARD

ASSISTANT COACH  
LINEBACKERS



## MIKE TUIASOSOPO

ASSISTANT COACH  
DEFENSIVE TACKLES

### THE STANARD FILE

#### PERSONAL

**Year in Coaching:** 35th  
**Year at K-State:** Third  
**Hometown:** Lincoln, Nebraska  
**Spouse:** Jennifer  
**Children:** Austin, Paige, Max, Madison

#### EDUCATION

Nebraska (1989), Bachelor's in Business Administration  
Nebraska (1995), Master's of Business Administration

#### PLAYING EXPERIENCE

Nebraska, Defensive End (1984-87)

#### COACHING EXPERIENCE

1988.....Nebraska, student coach  
1989-90.....Nebraska, graduate assistant  
1991-93.....Nebraska Wesleyan, defensive coordinator  
1994-95.....Nebraska Wesleyan, head coach/defensive coordinator  
1996.....South Dakota, defensive coordinator  
1997-99.....New Mexico State, defensive ends/outside linebackers  
2000-02.....New Mexico State, defensive coordinator/linebackers  
2003-07.....Colorado State, defensive coordinator/linebackers  
2008.....Ohio, defensive line  
2009-11.....Tulane, defensive coordinator/linebackers  
2012-13.....North Dakota State, linebackers  
2014-16.....Wyoming, defensive coordinator/linebackers  
2017-19.....Syracuse, defensive ends  
2020-22.....Kansas State, linebackers

#### POSTSEASON EXPERIENCE

*\* As a player*

1984 Sugar Bowl (Nebraska)*	2003 San Francisco Bowl (Colorado State)
1985 Fiesta Bowl (Nebraska)*	2005 Poinsettia Bowl (Colorado State)
1986 Sugar Bowl (Nebraska)*	2012 FCS Champions (North Dakota State)
1987 Fiesta Bowl (Nebraska)*	2013 FCS Champions (North Dakota State)
1988 Orange Bowl (Nebraska)	2016 Poinsettia Bowl (Wyoming)
1989 Fiesta Bowl (Nebraska)	2018 Camping World Bowl (Syracuse)
1990 Citrus Bowl (Nebraska)	2022 Texas Bowl (Kansas State)
1991 NAIA DII Playoffs (Nebraska Wesleyan)	2022 Sugar Bowl (Kansas State)

### THE TUIASOSOPO FILE

#### PERSONAL

**Year in Coaching:** 32nd  
**Year at K-State:** Fourth  
**Hometown:** Carson, California  
**Spouse:** Kathy  
**Children:** Lanea, Maya, Titus, Luke

#### EDUCATION

Pacific Lutheran (1989), Bachelor's in Physical Education and Health  
Pacific (1992), Master's in Education Administration Credentials

#### PLAYING EXPERIENCE

Pacific Lutheran, Defensive Tackle (1985-88)

#### COACHING EXPERIENCE

1990.....Montclair Academy (CA), DL/special teams  
1991-92.....Pacific, graduate assistant  
1993-95.....Berkley (CA) HS, head coach  
1996-99.....Utah State, defensive line  
2000-02.....Nevada, defensive line  
2003.....Utah, defensive tackles  
2004-10.....Arizona, defensive tackles/line  
2011-12.....Colorado, defensive line  
2014.....UCLA, outside linebackers/special teams  
2015.....USC, volunteer football analyst  
2016.....USC, offensive consultant  
2017.....USC, special teams assistant  
2018.....UTEP, defensive line  
2019-22.....Kansas State, defensive tackles

#### POSTSEASON EXPERIENCE

*\* As a player*

1985 NAIA DII Semifinals (Pacific Lutheran)*	2015 Alamo Bowl (UCLA)
1986 NAIA DII Playoffs (Pacific Lutheran)*	2015 Holiday Bowl (USC)
1987 NAIA DII Champions (Pacific Lutheran)*	2017 Rose Bowl (USC)
1988 NAIA DII Playoffs (Pacific Lutheran)*	2017 Cotton Bowl (USC)
1997 Humanitarian Bowl (Utah State)	2019 Liberty Bowl (Kansas State)
2003 Liberty Bowl (Utah)	2022 Texas Bowl (Kansas State)
2008 Las Vegas Bowl (Arizona)	2022 Sugar Bowl (Kansas State)
2009 Holiday Bowl (Arizona)	
2010 Alamo Bowl (Arizona)	





## THAD WARD

ASSISTANT COACH  
WIDE RECEIVERS

### THE WARD FILE

#### PERSONAL

**Year in Coaching:** 21st

**Year at K-State:** First

**Hometown:** Tallahassee, Florida

**Spouse:** Jocelyn

**Children:** Jayda, Jounie, Thaddaeus Jr.

#### EDUCATION

UCF (2001), Bachelor's in Criminal Justice

#### PLAYING EXPERIENCE

Coffeyville CC, Wide Receiver (1997-98)

UCF, Wide Receiver (1999-2001)

#### COACHING EXPERIENCE

2002..... Florida A&M, graduate assistant  
2003-04..... Rickards HS (FL), wide receivers/defensive backs/interim head coach  
2005-10..... Western Illinois, running backs  
2011..... Gardner-Webb, wide receivers/pass game coordinator  
2012..... Western Michigan, wide receivers  
2013-15..... Northern Illinois, wide receivers  
2016-18..... Illinois, running backs  
2019-21..... Temple, wide receivers/pass game coordinator  
2022..... Kansas State, wide receivers

#### POSTSEASON EXPERIENCE

2010 FCS Playoffs (Western Illinois)  
2013 Poinsettia Bowl (Northern Illinois)  
2014 Boca Raton Bowl (Northern Illinois)  
2015 Poinsettia Bowl (Northern Illinois)  
2019 Military Bowl (Temple)



## BUDDY WYATT

ASSISTANT COACH  
DEFENSIVE ENDS

### THE WYATT FILE

#### PERSONAL

**Year in Coaching:** 32nd

**Year at K-State:** Fourth

**Hometown:** Victoria, Texas

**Spouse:** Andrea

**Children:** Fredrick, Ariel

#### EDUCATION

TCU (1990), Bachelor's in Education

#### PLAYING EXPERIENCE

TCU, Defensive Line (1986-89)

#### COACHING EXPERIENCE

1991..... TCU, graduate assistant  
1992-95..... Minnesota, defensive line  
1996..... Oklahoma State, defensive line  
1997-98..... Northwestern, defensive line  
1999..... Colorado, defensive line  
2000-02..... Texas A&M, defensive line  
2003-06..... Alabama, defensive line  
2007..... Nebraska, defensive line  
2008-09..... Texas A&M, defensive line  
2010-14..... Kansas, defensive line  
2015-17..... SMU, defensive line  
2018..... Kansas, senior analyst  
2019-22..... Kansas State, defensive ends

#### POSTSEASON EXPERIENCE

1999 Insight.com Bowl (Colorado)  
2000 Independence Bowl (Texas A&M)  
2001 GalleryFurniture.com Bowl (Texas A&M)  
2004 Music City Bowl (Alabama)  
2006 Cotton Bowl (Alabama)  
2006 Independence Bowl (Alabama)  
2009 Independence Bowl (Texas A&M)  
2017 Frisco Bowl (SMU)  
2019 Liberty Bowl (Kansas State)  
2022 Texas Bowl (Kansas State)  
2022 Sugar Bowl (Kansas State)



## TRUMAIN CARROLL

DIRECTOR OF  
STRENGTH AND CONDITIONING

### THE CARROLL FILE

#### PERSONAL

**Year in Coaching:** 17th  
**Year at K-State:** Second  
**Hometown:** Houston, Texas  
**Spouse:** Jarne  
**Children:** Trumain "Deuce"

#### EDUCATION

Oklahoma State (2005), Bachelor's in University Studies

#### PLAYING EXPERIENCE

Oklahoma State, Defensive End (2001-05)


#### COACHING EXPERIENCE

2006-07 .....Oklahoma State, assistant strength and conditioning coach  
2008-10 .....Kansas City, director of strength and conditioning  
2011-12 .....South Carolina State, head strength and conditioning coach  
2013-14 .....Oklahoma State, assistant strength and conditioning coach  
2015-17 .....SMU, director of strength and conditioning  
2018-19 .....Arkansas, director of strength and conditioning  
2020 .....South Florida, director of strength and conditioning  
2021-22 .....Kansas State, director of strength and conditioning

#### POSTSEASON EXPERIENCE


*\* As a player*

2002 Houston Bowl (Oklahoma State)\*  
2004 Cotton Bowl (Oklahoma State)\*  
2004 Alamo Bowl (Oklahoma State)\*  
2006 Independence Bowl (Oklahoma State)  
2007 Insight Bowl (Oklahoma State)  
2014 Cotton Bowl (Oklahoma State)  
2015 Cactus Bowl (Oklahoma State)  
2017 Frisco Bowl (SMU)  
2022 Texas Bowl (Kansas State)  
2022 Sugar Bowl (Kansas State)




## CLINT BROWN

OFFENSIVE  
QUALITY CONTROL



## JOSH BUFORD

OFFENSIVE  
ANALYST



## WILL BURNHAM

SPECIAL TEAMS  
QUALITY CONTROL




## JUSTIN JOYCE

OFFENSIVE  
GRADUATE ASSISTANT




## MATT KARDULIS

DEFENSIVE  
QUALITY CONTROL




## DEVIN KLIEMAN

DEFENSIVE  
GRADUATE ASSISTANT




## TEVIN MADISON

DEFENSIVE  
GRADUATE ASSISTANT



## DAVID ORLOFF

DEFENSIVE  
ANALYST



## HAYDEN WALL

OFFENSIVE  
GRADUATE ASSISTANT



@KStateFB



@KStateFB



@KStateFootball



# SUPPORT STAFF



Saturday, December 31  
Caesars Superdome  
New Orleans, La.



**HANK JACOBS**  
Director of  
Football Administration



**KACEY FELDKAMP**  
Director of  
Football Operations



**BILL BANKS**  
Associate Director of Evans  
Student-Athlete Success



**CONNOR BENNETT**  
Assistant  
Athletic Trainer



**TAYLOR BRAET**  
Director of  
Football Recruiting



**CHAD CAIN**  
Assistant Strength and  
Conditioning Coach



**AL CERBE**  
Head Football  
Equipment Manager



**RON COOK**  
Director of Football  
Graphic Design



**NATALIE CRIMMINS**  
Program  
Coordinator



**SCOTT EILERT**  
Director of  
Video Services



**TAYLOR EWALD**  
Football Recruiting  
Assistant



**MADDI GAGE**  
Coordinator of Football  
On-Campus Recruiting



**MATT GREENWALD**  
Assistant Athletic  
Trainer



**KIM GROSS**  
Assistant Director of Evans  
Student-Athlete Success



**JOE HALL**  
Director of Football  
Student-Athlete Development



**ALEC HANDLIN**  
Director of Football  
Creative Media



**BRANDON HASELBECK**  
Assistant Director of  
Football Video



**MINDY HOFFMAN**  
Head Football  
Athletic Trainer



**AJ KLOSS**  
Sports Scientist



**CHUCK LILLIE**  
Football Scouting  
Analyst




**CHANDLER MIXON**  
Creative Media  
Assistant



**MIKIE SCHLITZ**  
Assistant Football  
Equipment Manager




**ERIK SCHWAGER**  
Assistant Strength and  
Conditioning Coach



**RAY THOMAS**  
Assistant Strength and  
Conditioning Coach




**MATT THOMASON**  
Senior Associate AD for  
Student-Athlete Health



**SCOTT TRAUSCH**  
Director of Sports Diet  
and Nutrition



**TAYLOR WENGER**  
Football Operations  
Assistant



**LANCY YANCY**  
Assistant Strength and  
Conditioning Coach





**WILL HOWARD**

6-5 • 235 • Jr.-2L

Downingtown, Penn. • Downingtown West

- ★ Manning Award Star of the Week (OSU)
- ★ Big 12 Offensive Player of the Week (OSU)
- ★ AFCA Good Works Team Nominee
- ★ Wuerffel Trophy watch list

- A third-year player who has made 14 career starts, including each of the final three contests of 2022, culminating with a victory over No. 3 TCU in the 2022 Dr. Pepper Big 12 Championship.
- Enters bowl season ranked sixth in the Big 12 in passing touchdowns (15), tied for seventh in touchdowns responsible for (18) and 10th in passing yards (1,423) despite only playing in six games.
- Enters the Sugar Bowl ranked first in school history in season passing efficiency (162.2), while he is seventh in a career (134.5)... His career efficiency mark has jumped over 30 points this season (entered 2022 with a 114.1 mark).
- Has 15 passing touchdowns this season, needing two in the Sugar Bowl to enter the school's top-10 list.
- Has 24 career passing touchdowns, just one shy of tying for 10th in school history.
- Has accounted for 34 career touchdowns to rank 10th in school history.
- Needs 67 passing yards in the Sugar Bowl to become the 15th player in school history with 3,000 passing yards in a career.
- Enters the Sugar Bowl ranked ninth in school history in career passing yards per game (139.7).
- Has 15 touchdown passes over his six games this season, tied for the most touchdown passes ever by a Wildcat over a six-game stretch in which they played (El Roberson: 2003).
- Tied a school record with four touchdown passes against Oklahoma State while also setting a career high in passing yards (296) and tying his career high in completions (21).
- It was the 17th time in school history a Wildcat had four touchdowns passes in a game, while it was the first time since Jesse Ertz against Central Arkansas in 2017 and the first against a Big 12 opponent since Jake Waters against Kansas in 2014.
- All four of Howard's touchdown passes against the Cowboys came in the first half as he became the third Wildcat to throw four in a half (Michael Bishop – 1997 vs. Northern Illinois and Paul Watson – 1988 vs. Louisiana Tech).
- His four passing TDs are tied for the third most by a Big 12 player this year entering bowl season.

18

GAME HIGHS	COMPLETIONS	PASSING TOUCHDOWNS	RUSHING YARDS
	2022.....21, vs. Oklahoma State (10/29)	2022.....4, vs. Oklahoma State (10/29)	2022.....31, at TCU (10/22)
	Career.....21, vs. Oklahoma State (10/29/22)	Career.....4, vs. Oklahoma State (10/29/22)	Career.....125, vs. Oklahoma State (11/7/20)
	ATTEMPTS	LONG PASS	RUSHING TOUCHDOWNS
	2022.....37, vs. Oklahoma State (10/29)	2022.....80, vs. Kansas (11/26)	2022.....1, three times
	Career.....37, twice	Career.....80, vs. Kansas (11/26/22)	Career.....2, vs. Nevada (9/18/21)
	PASSING YARDS	RUSHING ATTEMPTS	LONG RUSH
	2022.....296, vs. Oklahoma State (10/29)	2022.....9, at TCU (10/22)	2022.....14, at TCU (10/22)
	Career.....296, vs. Oklahoma State (10/29/22)	Career.....18, vs. Texas (12/5/20)	Career.....80, at TCU (10/10/20)

PASSING	GP/S	Cmp-Att-Int	Yds	TD	Long	Perc.	Eff.	RUSHING	Att	Yds	TD	Long	Avg/C
2020	9/7	90-186-10	1,178	8	70	53.6	116.3		78	364	3	80	4.7
2021	6/3	30-55-1	332	1	68	54.5	107.6		32	184	4	71	5.8
2022	6/4	101-164-2	1,423	15	80	61.6	162.2		32	45	3	14	1.4
<b>TOTAL</b>	<b>21/14</b>	<b>221-387-13</b>	<b>2,933</b>	<b>24</b>	<b>80</b>	<b>57.1</b>	<b>134.5</b>		<b>142</b>	<b>593</b>	<b>10</b>	<b>80</b>	<b>4.2</b>

## HOWARD'S GAME-BY-GAME STATISTICS

			PASSING							RUSHING			
			C-A-I	Pct.	Yds	TD	Long	Eff		Att	Yds	TD	Long
2020	Opponent	Result											
Sept. 12	Arkansas State	L, 31-35	1-1-0	100.0	24	0	24	301.60		1	-1	0	0
Oct. 3	Texas Tech	W, 31-21	7-12-0	58.3	173	1	70	206.93		5	8	0	3
Oct. 10	at TCU*	W, 21-14	8-19-1	42.1	117	0	45	83.31		13	86	1	80
Oct. 24	Kansas*	W, 55-14	17-24-0	70.8	243	2	37	183.38		6	23	0	9
Oct. 31	at West Virginia*	L, 10-37	19-37-3	51.4	184	1	35	85.83		7	-9	0	6
Nov. 7	Oklahoma State*	L, 18-20	10-21-1	47.6	143	1	58	111.01		14	125	1	69
Nov. 21	at Iowa State*	L, 0-45	3-9-1	33.3	32	0	29	40.98		5	12	0	13
Nov. 28	at Baylor*	L, 31-32	9-18-2	50.0	88	1	49	87.18		9	41	1	24
Dec. 5	Texas*	L, 31-69	16-27-2	59.3	174	2	29	123.02		18	79	0	25
2021	Opponent	Result	C-A-I	Pct.	Yds	TD	Long	Eff		Att	Yds	TD	Long
Sept. 11	Southern Illinois	W, 31-23	8-17-1	47.1	76	0	21	72.8		8	9	1	7
Sept. 17	Nevada*	W, 38-17	7-10-0	70.0	123	1	68	206.3		12	56	2	19
Sept. 25	at Oklahoma State	L, 20-31	4-12-0	33.3	50	0	23	68.3		3	28	0	37
Nov. 6	at Kansas	W, 35-10	2-3-0	66.7	18	0	11	117.1		1	9	0	9
Nov. 26	at Texas*	L, 17-22	9-13-0	69.2	65	0	14	111.2		8	82	1	71
2022	Opponent	Result	C-A-I	Pct.	Yds	TD	Long	Eff		Att	Yds	TD	Long
Oct. 22	at TCU	L, 28-38	13-20-1	65.0	225	2	37	182.5		9	31	1	14
Oct. 29	Oklahoma State*	W, 48-0	21-37-0	56.8	296	4	41	159.6		5	3	0	1
Nov. 12	at Baylor	W, 31-3	19-27-0	70.4	196	3	23	168.0		2	6	0	8
Nov. 19	at West Virginia*	W, 48-31	19-27-1	70.4	294	2	43	178.9		4	6	1	13
Nov. 26	Kansas*	W, 47-27	11-21-0	52.4	213	2	80	169.0		4	2	0	6
Dec. 3	vs. TCU*	W, 31-28 (ot)	18-32-0	56.3	199	2	40	129.1		8	-3	1	8

\* Game Started



**ADRIAN MARTINEZ**

6-3 • 225 • Sr.-TR  
Fresno, Calif. • Univ. of Nebraska

- ★ All-Big 12 Honorable Mention (Coaches)
- ★ HM Big 12 Off. Newcomer of the Year (Coaches)
- ★ Big 12 Newcomer Player of the Week (TTU)
- ★ Davey O'Brien Great 8 (TTU)
- ★ Davey O'Brien National QB of the Week (OU)
- ★ Big 12 Offensive Player of the Week (OU)
- ★ Manning Award Star of the Week (OU, TTU)
- ★ Maxwell Award watch list
- ★ Johnny Unitas Golden Arm Award watch list
- ★ Senior Bowl watch list

- Enters bowl season ranked eighth nationally among quarterbacks and fifth overall in the Big 12 in rushing touchdowns as he earned All-Big 12 Honorable Mention accolades from the league's coaches in addition to picking up votes for the Big 12 Offensive Newcomer of the Year award.
- Posted a season-high 329 passing yards against Texas, the third-highest total of his career and the most by a Wildcat since Skylar Thompson had 334 yards at Oklahoma in 2020.
- Had an 81-yard pass at Iowa State, 10th-longest pass in school history and the longest in his career.
- Rushed for a career high 171 yards against Texas Tech – the fifth most by a quarterback in a game in school history and the third most by a QB in the nation this year – to go along with three rushing touchdowns.
- Had 148 rushing yards and four touchdowns the week prior at Oklahoma as his 148 yds are the fifth most by a quarterback this year and his four rushing scores are the most.
- One of just three Power 5 quarterbacks over the last 15 seasons with 300 rushing yards and seven rushing touchdowns over a two-game span, joining Lamar Jackson (2016) and Cam Newton (2010).
- Teamed with Deuce Vaughn (116 yards at Oklahoma, 170 yards against Texas Tech) to give K-State two 100-yard rushers in consecutive games for the first time in school history.
- The first K-State QB with consecutive 100-yard rushing games since Jesse Ertz in 2016, and it was the first time in his career he accomplished the feat.
- Has three rushes of 50 or more yards this year, one of just two Power 5 quarterbacks to tally at least three (Riley Leonard, Duke).
- Is the first K-State player with runs of at least 55 yards in consecutive games since James Johnson in 2007 (66 yards against Missouri and 67 yds at Fresno State).
- Earned Big 12 Offensive Player of the Week and Manning Award Star of the Week honors following his performance at Oklahoma in which he accounted for 382 yards of total offense and 5 TDs.
- Led the Cats to 509 yards of total offense at Oklahoma, their most since the 2019 Bowling Green game (521 yards) and most in a Big 12 game since the 2014 Texas Tech game (535 yards).
- Started K-State's 2022 season opener, the first FBS transfer QB to start a season opener since Matt Miller in 1994 (Texas A&M)... Miller sat out the 1993 season due to NCAA transfer rules, making Martinez the first to transfer and start the next year's season opener.

9

GAME HIGHS	COMPLETIONS		PASSING TOUCHDOWNS		RUSHING YARDS	
	2022.....	24, vs. Texas (11/5)	2022.....	2, vs. Texas (11/5)	2022.....	171, vs. Texas Tech (10/1)
	Career.....	26, at Iowa (11/23/18)	Career.....	3, four times	Career.....	171, vs. Texas Tech (10/1/22)
	ATTEMPTS		LONG PASS		RUSHING TOUCHDOWNS	
	2022.....	36, vs. Texas (11/5)	2022.....	81, at Iowa State (10/8)	2022.....	4, at Oklahoma (9/24)
	Career.....	42, twice	Career.....	81, at Iowa State (10/8/22)	Career.....	4, at Oklahoma (9/24/22)
	PASSING YARDS		RUSHING ATTEMPTS		LONG RUSH	
	2022.....	329, vs. Texas (11/5)	2022.....	21, at Oklahoma (9/24)	2022.....	69, vs. Texas Tech (10/1)
	Career.....	384, at Wisconsin (10/6/18)	Career.....	23, at Rutgers (12/18/20)	Career.....	75, at Illinois (8/28/21)

PASSING	GP/S	Cmp-Att-Int	Yds	TD	Long	Perc.	Eff.	RUSHING	Att	Yds	TD	Long	Avg/C
2018	11/11	224-347-8	2,617	17	75	64.6	139.5		140	629	8	53	4.5
2019	10/10	149-251-9	1,956	10	75	59.4	130.8		144	626	7	56	4.4
2020	7/6	108-151-3	1,055	4	38	71.5	135.0		91	521	7	41	5.7
2021	11/11	189-306-10	2,863	14	72	61.8	148.9		133	525	13	75	4.0
2022	9/9	118-184-1	1,261	6	81	64.1	131.4		109	615	10	69	5.6
TOTAL	48/47	788-1,123-31	9,752	51	81	63.6	138.5		617	2,916	45	75	4.7

## MARTINEZ'S GAME-BY-GAME STATISTICS

	2018	Opponent	Result	PASSING							RUSHING			
				C-A-I	Pct.	Yds	TD	Long	Eff		Att	Yds	TD	Long
Sept. 8		Colorado*	L, 28-33	15-20-1	75.0	187	1	57	160.04		15	117	2	41
Sept. 22		at Michigan*	L, 10-56	7-15-1	46.7	22	0	32	45.63		7	-12	0	15
Sept. 29		Purdue*	L, 28-42	25-42-1	59.5	323	2	33	135.08		18	91	0	23
Oct. 6		at Wisconsin*	L, 24-41	24-42-0	54.8	384	2	75	147.28		13	57	1	28
Oct. 13		at Northwestern*	L, 31-34 (ot)	25-35-2	71.4	251	1	42	129.67		13	37	0	13
Oct. 20		Minnesota*	W, 53-28	25-29-0	86.2	276	3	67	200.29		15	125	1	53
Nov. 27		Bethune-Cookman*	W, 45-9	15-22-1	68.2	213	2	40	170.42		2	-7	0	0
Nov. 3		at Ohio State*	L, 31-36	22-33-0	66.7	266	1	46	144.38		20	72	2	24
Nov. 10		Illinois*	W, 54-35	24-34-1	70.6	290	3	37	165.47		13	55	1	30
Nov. 17		Michigan State*	W, 9-6	16-37-0	43.2	145	0	35	76.16		7	18	0	17
Nov. 23		at Iowa*	L, 28-31	26-38-1	68.4	260	2	35	138.00		17	76	1	18
Aug. 31		South Alabama*	W, 35-21	13-22-1	59.1	178	0	42	117.96		13	6	0	10
Sept. 7		at Colorado*	L, 31-34 (ot)	16-26-1	61.5	290	2	75	172.92		18	66	2	17
Sept. 14		Northern Illinois*	W, 44-8	16-27-0	59.3	257	2	41	163.66		11	44	1	11
Sept. 21		at Illinois*	W, 42-38	22-34-0	64.7	328	3	0	174.86		18	118	0	4
Sept. 28		Ohio State*	L, 7-48	8-17-3	47.1	47	0	10	34.99		15	81	0	56
Oct. 5		Northwestern*	W, 13-10	13-20-0	65.0	145	0	0	125.90		9	26	0	8
Nov. 2		at Purdue*	L, 27-31	22-39-1	56.4	247	0	1	104.48		12	58	2	21
Nov. 16		Wisconsin*	L, 21-37	13-23-1	56.5	220	1	1	142.52		16	89	1	45
Nov. 23		at Maryland*	W, 54-7	16-25-1	64.0	194	2	1	147.58		10	94	1	30
Nov. 29		Iowa*	L, 24-27	10-18-1	55.6	50	0	1	67.78		21	44	0	8
Oct. 24		at Ohio State*	L, 17-52	12-15-0	80.0	105	0	26	138.80		13	85	1	39
Nov. 7		at Northwestern*	L, 13-21	12-27-1	44.4	125	0	28	75.93		13	102	0	28
Nov. 21		Illinois	L, 23-41	3-4-0	75.0	43	1	0	245.70		2	8	0	13
Nov. 27		at Iowa*	L, 20-26	18-20-0	90.0	174	0	28	163.08		12	28	1	18
Dec. 5		at Purdue*	W, 37-27	23-30-0	76.7	242	1	47	155.43		13	45	2	15
Dec. 12		Minnesota*	L, 17-24	16-27-0	59.3	111	1	22	106.01		15	96	1	24
Dec. 18		at Rutgers*	W, 28-21	24-28-2	85.7	255	1	38	159.7		23	157	2	41
Aug. 28		at Illinois*	L, 22-30	16-32-0	50.0	232	1	43	121.21		17	111	1	75
Sept. 4		Fordham*	W, 52-7	17-23-0	73.9	254	1	32	181.03		8	33	2	19
Sept. 11		Buffalo*	W, 28-3	13-19-0	68.4	242	2	68	210.15		9	112	0	71
Sept. 18		at Oklahoma*	L, 16-23	19-25-1	76.0	289	1	55	178.30		17	34	1	10
Sept. 25		at Michigan State*	L, 20-23 (ot)	24-34-1	70.59	244	0	24	124.99		21	72	2	45
Oct. 2		Northwestern*	W, 56-7	11-17-0	64.7	202	1	70	183.93		8	50	3	25
Oct. 9		Michigan*	L, 29-32	18-28-1	64.3	291	3	46	179.80		8	38	1	20
Oct. 16		at Minnesota*	L, 23-30	18-33-0	54.5	241	1	40	125.89		8	-17	0	4
Oct. 30		Purdue*	L, 23-28	14-29-4	48.3	269	2	43	121.37		10	18	1	6
Nov. 6		Ohio State*	L, 17-26	16-31-1	51.6	248	1	1	123.01		18	51	1	21
Nov. 20		at Wisconsin*	L, 28-35	23-35-2	65.7	351	1	2	147.95		9	23	1	19
Sept. 3		South Dakota*	W, 34-0	11-15-0	73.3	53	0	10	103.0		13	39	1	17
Sept. 10		Missouri*	W, 40-12	9-20-0	45.0	101	0	28	87.4		13	52	1	16
Sept. 17		Tulane*	L, 10-17	21-31-0	67.7	150	1	21	119.0		13	59	0	11
Sept. 24		at Oklahoma*	W, 41-34	21-34-0	61.8	234	1	27	129.3		21	148	4	55
Oct. 1		Texas Tech*	W, 37-28	12-19-0	63.2	116	1	20	131.8		12	171	3	69
Oct. 8		at Iowa State*	W, 10-9	12-19-0	63.2	246	1	81	126.7		19	77	0	19
Oct. 22		at TCU*	L, 28-38	1-2-0	50.0	7	0	7	79.4		1	19	0	19
Nov. 5		Texas*	L, 27-34	24-36-1	66.7	329	2	62	156.2		14	52	1	14
Nov. 12		Baylor*	W, 31-3	7-8-0	87.5	25	0	8	113.8		3	-2	0	4

\* Game Started



## DEUCE VAUGHN

5-6 • 176 • Jr.-2L • Round Rock, Texas • Cedar Ridge

- A First Team All-American as an all-purpose player by the Associated Press, American Football Coaches Association and *The Athletic*, while he was an All-Big 12 First Team performer as an all-purpose player by the Associated Press and All-Big 12 Second Team running back from both the AP and the league's coaches.
- Enters bowl season ranked 10th nationally and second in the Big 12 in scrimmage yards (rushing plus receiving) at 136.9 yards per game.
- Enters bowl season ranked 11th nationally with 1,425 rushing yards and 13th with 136.9 all-purpose yards per game.
- Just the third player in school history with multiple seasons of 1,000 rushing yards (Darren Sproles, Daniel Thomas).
- Ranks fourth in school history in single-season rushing yards and ranks second in a career.
- Has tallied eight 100-yard rushing games this year to rank fourth in school history, while he is second in a career as he has tallied a 100-yard rushing game in 20 of his 36 career games.
  - Has rushed 271 times this season to rank fourth in school history, and his career mark of 629 rushing attempts ranks second.
- Ranks fourth in school history in career rushing yards per attempt (5.52), while he is third in career rushing yards per game (96.4) and seventh for a season (109.6).
- Has 33 career rushing touchdowns to rank fourth in K-State history.
- Tied for third nationally among running backs entering bowl season with 378 receiving yards, while he is tied for fourth in touchdown catches and tied for fifth in catches.
- Ranks first in school history among running backs/fullbacks with 116 catches and 1,280 receiving yards in his career.
  - Needs four more catches to tie for fifth in school history among juniors.
  - Had a receiving touchdown in three-straight games against Oklahoma State, Texas and Baylor, the longest streak by a K-State running back since at least 1970.
  - Has five career games with at least 70 yards both rushing and receiving, the most by any player in Big 12 history... No other player has more than three such games.
- Ranks third in school history in career all-purpose yards (4,896), fifth in career all-purpose yards per game (136.0) and eighth in single season all-purpose yards (1,803).
- Has scored 42 career touchdowns to rank third in K-State history, while his 252 career points scored are tied for sixth.
- Totaled a career-high 170 rushing yards against Texas Tech, bettering his previous high of 162 yards at Kansas in 2021.
- The fastest player in Big 12 history with 3,000 rushing yards and 1,000 receiving yards in a career (32 games), while he tied for the fastest to get to those marks among all players nationally since 1996 (Saquon Barkley [Penn State], Jeremy McNichols [Boise State]).

### VAUGHN'S 2022 HONORS

- ★ First Team All-American [all-purpose] (AP, AFCA, *Sporting News*, *The Athletic*)
- ★ All-Big 12 First Team [all-purpose] (Associated Press)
- ★ All-Big 12 Second Team (Coaches, Associated Press)
- ★ Honorable Mention Big 12 Offensive Player of the Year
- ★ Doak Walker Award Semifinalist
- ★ Earl Campbell Tyler Rose Award Semifinalist
- ★ Earl Campbell Tyler Rose Award Player of the Week (Oklahoma State)
- ★ Maxwell Award watch list
- ★ Walter Camp Player of the Year Award watch list

### VAUGHN'S GAME-BY-GAME RUSHING

Date	Opponent	No	Yds	TD	LG
9/12/20	ARKANSAS STATE	12	47	1	19
9/26/20	at Oklahoma*	8	35	1	28
10/3/20	TEXAS TECH*	16	113	1	22
10/10/20	at TCU	14	43	0	10
10/24/20	KANSAS*	11	71	1	24
10/31/20	at West Virginia*	9	22	0	7
11/7/20	OKLAHOMA STATE	17	40	0	10
11/21/20	at Iowa State*	7	44	0	23
11/28/20	at Baylor*	19	102	1	38
12/5/20	TEXAS*	10	125	2	31
9/4/21	vs. Stanford*	13	124	1	59
9/11/21	SOUTHERN ILLINOIS*	26	120	3	16
9/18/21	NEVADA*	23	127	1	14
9/25/21	at Oklahoma State*	13	22	0	7
10/2/21	OKLAHOMA*	15	51	0	13

10/16/21	IOWA STATE*	18	99	0	22
10/23/21	at Texas Tech*	15	52	2	12
10/30/21	TCU*	20	109	2	42
11/6/21	at Kansas*	11	162	3	80
11/13/21	WEST VIRGINIA*	25	121	1	38
11/20/21	BAYLOR*	11	128	1	65
11/25/21	at Texas*	24	143	1	20
1/4/22	vs. LSU*	21	146	3	48
9/3/22	SOUTH DAKOTA*	18	126	1	39
9/10/22	MISSOURI*	24	145	2	29
9/17/22	TULANE*	20	81	0	26
9/24/22	at Oklahoma*	25	116	0	22
10/1/22	TEXAS TECH*	23	170	0	69
10/8/22	at Iowa State*	10	23	0	9
10/22/22	at TCU*	12	83	1	47
10/29/22	OKLAHOMA STATE*	22	158	1	62
11/5/22	TEXAS*	19	73	0	11
11/12/22	at Baylor*	25	106	0	18
11/19/22	at West Virginia*	22	67	1	15
11/26/22	KANSAS*	25	147	1	32
12/3/22	vs. TCU*	26	130	1	44

\* denotes game started; **Bold Italics** denotes career high

### VAUGHN'S GAME-BY-GAME RECEIVING

Date	Opponent	No	Yds	TD	LG
9/12/20	ARKANSAS STATE	1	24	0	24
9/26/20	at Oklahoma*	4	129	0	77
10/3/20	TEXAS TECH*	3	81	1	70
10/10/20	at TCU	1	45	0	45
10/24/20	KANSAS*	4	81	0	36
10/31/20	at West Virginia*	2	1	0	5
11/7/20	OKLAHOMA STATE	1	5	0	5
11/21/20	at Iowa State*	2	4	0	6
11/28/20	at Baylor*	3	19	1	8
12/5/20	TEXAS*	4	45	0	20
9/4/21	vs. Stanford*	2	12	0	6
9/11/21	SOUTHERN ILLINOIS*	2	1	0	5
9/18/21	NEVADA*	1	16	0	16
9/25/21	at Oklahoma State*	5	73	1	55
10/2/21	OKLAHOMA*	10	104	1	33
10/16/21	IOWA STATE*	3	28	0	19
10/23/21	at Texas Tech*	7	68	1	26
10/30/21	TCU*	2	49	0	41
11/6/21	at Kansas*	6	70	0	23
11/13/21	WEST VIRGINIA*	2	6	0	13
11/20/21	BAYLOR*	5	37	0	13
11/25/21	at Texas*	2	7	0	8
1/4/22	vs. LSU*	2	-3	1	2
9/3/22	SOUTH DAKOTA*	1	2	0	2
9/10/22	MISSOURI*	1	4	0	4
9/17/22	TULANE*	8	30	0	8
9/24/22	at Oklahoma*	2	13	0	7
10/1/22	TEXAS TECH*	1	11	0	11
10/8/22	at Iowa State*	2	14	0	8
10/22/22	at TCU*	4	38	0	20
10/29/22	OKLAHOMA STATE*	4	18	1	11
11/5/22	TEXAS*	7	86	1	28
11/12/22	at Baylor*	8	50	1	20
11/26/22	KANSAS*	2	82	0	80
12/3/22	vs. TCU*	2	30	0	18

\* denotes game started; **Bold Italics** denotes career high

### VAUGHN'S CAREER RUSHING STATS

YEAR	G/S	NO	YDS	AVG	TD	LG
2020	10/7	123	642	5.2	7	38
2021	13/13	235	1,404	6.0	18	80
2022	13/13	271	1,425	5.3	8	69
<b>TOTAL</b>	<b>36/33</b>	<b>629</b>	<b>3,471</b>	<b>5.5</b>	<b>33</b>	<b>80</b>

### VAUGHN'S CAREER RECEIVING STATS

YEAR	G/S	NO	YDS	AVG	TD	LG
2020	10/7	25	434	17.4	2	77
2021	13/13	49	468	9.6	4	55
2022	13/13	42	378	9.0	3	80
<b>TOTAL</b>	<b>36/33</b>	<b>116</b>	<b>1,280</b>	<b>11.0</b>	<b>9</b>	<b>80</b>



## FELIX ANUDIKE-UZOMAH

6-4 • 225 • Jr.-2L • Kansas City, Mo. (Lee's Summit)



- A Second Team All-American by the Walter Camp Foundation, American Football Writers Association, American Football Coaches Association and CBS Sports, and a third-team performer by the Associated Press.
- The Big 12 Defensive Player of the Year by both the league's coaches and Associated Press, while he was also named the Big 12 Defensive Lineman of the Year by the coaches... Also picked up All-Big 12 First Team honors from both outlets.
- A finalist for the Lott IMPACT Trophy and Ted Hendricks Award.
- Also named a semifinalist for the Chuck Bednarik Award, just the third Wildcat to move past the preseason watch list stage and the first since linebacker Arthur Brown was a semifinalist in 2012.
- Enters bowl season ranked second in the Big 12 in sacks per game (0.65).
- Enters postseason play with 0.66 career sacks per game to rank fourth nationally among active players, while his 0.26 career forced fumbles per game rank sixth.
- Leads the Wildcats in both sacks (8.5) and tackle for loss (11.0), as 25.0% of his 44 tackles this season have been for lost yardage.
- Has registered at least a half tackle for loss in nine of 13 games this year and at least a half sack in seven contests.
- Has 20.5 career sacks to tied for sixth in school history, while his 8.5 sacks this season are two shy of entering the school's top-10 list.
- Has registered eight career forced fumbles to tie for fourth in school history as he sits just one shy of tying the school record.
- Tallied 3.0 sacks against Texas Tech to tie for fourth in a game in school history.
- It was the third time in his career he tallied at least three sacks, one of just two players to accomplish the feat (Nyle Wiren, 1994-96).
- Teamed with Khalid Duke against Texas Tech to give K-State two players with 3.0 sacks in the same game for the first time in school history... It was the first time nationally since two Oregon State players had 3.0 sacks vs. California in 2019.

### ANUDIKE-UZOMAH'S GAME-BY-GAME STATS

Date	Opponent	UA-AT-TT	TFL	SACK	INT	PD	F/R
10/10/20	at TCU	2-0-2	0.0-0	0.0-0	0	0	0/0
10/24/20	KANSAS	1-0-1	1.0-7	1.0-7	0	0	0/0
9/4/21	vs. Stanford*	1-0-1	0.0-0	0.0-0	0	0	0/0
9/11/21	S. ILLINOIS*	5-0-5	3.0-14	3.0-14	0	0	2/0
9/18/21	NEVADA*	1-1-2	0.0-0	0.0-0	0	0	0/0
9/25/21	at Oklahoma St.*	3-4-7	1.0-2	1.0-2	0	0	0/0
10/2/21	OKLAHOMA*	2-2-4	1.0-4	1.0-4	0	0	0/0
10/16/21	IOWA STATE*	4-1-5	0.5-0	0.0-0	0	0	0/0
10/23/21	at Texas Tech*	3-2-5	2.0-11	1.0-8	0	0	0/0
10/30/21	TCU*	<b>8-0-8</b>	<b>4.0-20</b>	<b>4.0-20</b>	0	0	2/0
11/6/21	at Kansas*	1-1-2	1.5-4	1.0-4	0	0	1/0
11/13/21	WEST VIRGINIA*	2-1-3	1.0-2	0.0-0	0	0	1/0
11/20/21	BAYLOR*	3-2-5	0.5-1	0.0-0	0	0	0/0
11/25/21	at Texas*	3-0-3	0.0-0	0.0-0	0	0	0/0
1/4/22	vs. LSU*	1-1-2	0.0-0	0.0-0	0	0	0/0
9/3/22	SOUTH DAKOTA*	3-0-3	2.0-8	1.0-4	0	0	1/0
9/10/22	MISSOURI*	2-1-3	0.5-1	0.5-1	0	0	0/0
9/17/22	TULANE*	3-0-3	1.0-7	1.0-7	0	0	0/0
9/24/22	at Oklahoma*	0-4-4	0.5-1	0.0-0	0	1	0/0
10/1/22	TEXAS TECH*	5-1-6	3.0-7	3.0-7	0	0	1/0
10/8/22	at Iowa State*	2-0-2	1.0-11	1.0-11	0	0	0/0
10/22/22	at TCU*	3-2-5	0.0-0	0.0-0	0	0	0/0
10/29/22	OKLAHOMA ST.*	2-0-2	1.0-11	1.0-11	0	0	0/0
11/5/22	TEXAS*	3-3-6	0.0-0	0.0-0	0	0	0/0
11/12/22	at Baylor*	0-1-1	0.0-0	0.0-0	0	0	0/0
11/19/22	at West Virginia*	1-1-2	0.0-0	0.0-0	0	0	0/0
11/26/22	KANSAS*	2-0-2	1.0-4	0.0-0	0	0	0/0
12/3/22	vs. TCU*	4-1-5	1.0-9	1.0-9	0	0	0/0

**Bold Italics** denotes career high

### ANUDIKE-UZOMAH'S CAREER STATS

Year	G/S	UA-AT-TT	TFL	SACK	INT	PD	F/R
2020	5/0	3-0-3	1.0-7	1.0-7	0	0	0/0
2021	13/13	37-15-52	14.5-58	11.0-52	0	0	6/0
2022	13/13	30-14-44	1.0-59	8.5-50	0	1	2/0
<b>TOTAL</b>	<b>31/26</b>	<b>70-29-99</b>	<b>26.5-124</b>	<b>20.5-109</b>	<b>0</b>	<b>1</b>	<b>8/0</b>

### ANUDIKE-UZOMAH'S 2022 HONORS

- ★ Lott IMPACT Trophy Finalist
- ★ Ted Hendricks Award Finalist
- ★ Second Team All-American (Walter Camp, FWAA, AFCA, CBS Sports)
- ★ Third Team All-American (Associated Press)
- ★ Big 12 Defensive Player of the Year (Coaches, Associated Press)
- ★ Big 12 Defensive Lineman of the Year (Coaches)
- ★ All-Big 12 First Team (Coaches)
- ★ Chuck Bednarik Award Semifinalist
- ★ Rotary Lombardi Award Semifinalist
- ★ Lott IMPACT Trophy Player of the Week (Texas Tech)
- ★ Bronko Nagurski Trophy watch list
- ★ Chuck Bednarik Award watch list
- ★ Lombardi Award watch list





**NICK Allen** 52  
LINEBACKER  
6-0 • 220 • Sr.-3L  
Overland Park, Kan.  
Blue Valley Southwest

► **Academic All-District (College Sports Communicators)**

- A former in-state walk-on who has seen time in 47 career games, including starts last season against Southern Illinois and this year against Oklahoma State.
- Tied his career high with 10 tackles at TCU.
- Carded his first-career interception against Missouri, teaming with Daniel Green to have linebackers with picks in the same game for the first time since 2015.
- Coming off a season-ending injury in last year's regular-season finale at Texas.
- Earned 2022 Academic All-District honors from College Sports Communicators.


**ALLEN'S 2022 GAME-BY-GAME STATS**

Opponent	U-A-T	TFL	SACK	INT	PD	FF/FR
SOUTH DAKOTA	1-0-1	0.0-0	0.0-0	0	0	0/0
MISSOURI	0-0-0	0.0-0	0.0-0	1	1	0/0
TULANE	1-1-2	0.0-0	0.0-0	0	0	0/0
at Oklahoma	1-1-2	0.0-0	0.0-0	0	0	0/0
TEXAS TECH	2-0-2	0.0-0	0.0-0	0	0	0/0
at Iowa State	1-0-1	0.0-0	0.0-0	0	0	0/0
at TCU	3-7-10	0.0-0	0.0-0	0	0	0/0
OKLAHOMA STATE	6-2-8	0.5-1	0.0-0	0	0	0/0
TEXAS	0-1-1	0.0-0	0.0-0	0	0	0/0
at Baylor	2-0-2	0.0-0	0.0-0	0	0	0/0
at West Virginia	1-2-3	0.0-0	0.0-0	0	0	0/0
vs. TCU	1-0-1	0.0-0	0.0-0	0	0	0/0

**CAREER STATS – DEFENSE**

Year	G/S	UA-AT-TT	TFL-Yds	Sk-Yds	INT	PD	F/R
2019	13/0	2-0-2	0.0-0	0.0-0	0	1	0/0
2020	9/0	2-0-2	0.0-0	0.0-0	0	0	0/0
2021	12/1	17-4-21	0.5-1	0.0-0	0	0	0/1
2022	13/1	19-14-33	0.5-1	0.0-0	1	1	0/0
<b>TOTAL</b>	<b>47/2</b>	<b>40-18-58</b>	<b>1.0-2</b>	<b>0.0-0</b>	<b>1</b>	<b>2</b>	<b>0/1</b>

**CAREER HIGHS – Tackles:** 10, twice; **Solos:** 7, at Oklahoma State (9/25/21); **TFL:** 0.5, twice; **INT:** 1, vs. Missouri (9/10/22); **PD:** 1, twice; **FR:** 1, vs. TCU (10/30/21).



**COOPER BEEBE**



**COOPER Beebe** 50  
OFFENSIVE LINE  
6-4 • 322 • Jr.-2L  
Kansas City, Kan.  
Piper

- **First Team All-American (Sporting News, The Athletic)**
- **Second Team All-American (Associated Press, CBS Sports, Pro Football Focus)**
- **Big 12 Offensive Lineman of the Year (Coaches)**
- **All-Big 12 First Team (Coaches, Associated Press)**
- **Academic All-District (College Sports Communicators)**

- A 13-game starter at left guard who was named a First Team All-American by *The Athletic*, and a Second Team All-American by the Associated Press, CBS Sports and Pro Football Focus.
- Named the 2022 Big 12 Offensive Lineman of the Year, the first Wildcat to pick up the honor since Dalton Risner in 2018 and the third since the award was established in 2006 (B.J. Finney, 2014).
- Also earned All-Big 12 First Team honors for the second-straight season, the first Wildcat with two-straight first team designations since Risner in 2016 through 2018.
- Did not allow a sack among his 395 passing blocking snaps this season, according to Pro Football Focus.
- Has not surrendered a sack in the last 28 games dating back to the seventh game of the 2020 season.
- Named an Academic All-District performer by College Sports Communicators.



**JACK Blumer** 43  
PUNTER  
6-3 • 203 • Sr.-2L  
Marysville, Kan.  
Marysville

- Has played in 36 career games, serving as the primary holder for all field goals and extra points over the last two seasons.
- Punted 25 times over the 2020 and 2021 seasons, holding a 39.3-yard average.



**TV**

**Bowman**

WIDE RECEIVER  
6-5 • 218 • So.-1L  
Chanute, Kan.  
Chanute

80

- Has played in 18 career games, including 10 this season, as a primary special teams contributor.
- Tallied a pair of tackles on kickoffs in 2021, while he blocked a punt last season against West Virginia that was returned for a touchdown.

**EKOW**

**Boye-Doe**

CORNERBACK  
6-0 • 171 • Sr.-3L  
Lawrence, Kan.  
Lawrence

25

#### ► All-Big 12 Honorable Mention (Coaches)

- Has played in 41 games over the last four seasons with 34 starts, including each of the last 26 games.
- Earned All-Big 12 Honorable Mention accolades in 2022 after a career-best 26 tackles, while he also batted away five passes.
- Forced his first-career fumble on a long run against Texas, while he recovered a fumble on a muffed punt against Kansas.
- Tied a career high with two pass breakups against Tulane.

#### BOYE-DOE'S 2022 GAME-BY-GAME STATS

Opponent	U-A-T	TFL	SACK	INT	PD	FF/FR
SOUTH DAKOTA	3-0-3	0.0-0	0.0-0	0	0	0/0
MISSOURI	1-0-1	0.0-0	0.0-0	0	0	0/0
TULANE	0-0-0	0.0-0	0.0-0	0	2	0/0
at Oklahoma	3-1-4	0.0-0	0.0-0	0	0	0/0
TEXAS TECH	1-0-1	0.0-0	0.0-0	0	1	0/0
at Iowa State	2-0-2	0.0-0	0.0-0	0	0	0/0
at TCU	2-0-2	0.0-0	0.0-0	0	0	0/0
OKLAHOMA STATE	1-0-1	0.0-0	0.0-0	0	1	0/0
TEXAS	2-1-3	0.0-0	0.0-0	0	0	1/0
at Baylor	2-1-3	0.0-0	0.0-0	0	0	0/0
at West Virginia	3-1-4	0.0-0	0.0-0	0	0	0/0
KANSAS	1-0-1	0.0-0	0.0-0	0	0	0/1
vs. TCU	1-0-1	0.0-0	0.0-0	0	1	0/0



**EKOW BOYE-DOE**



**JULIUS BRENTS**

#### CAREER STATS – DEFENSE

Year	G/S	UA-AT-TT	TFL-Yds	Sk-Yds	INT	PD	F/R
2019	7/0	1-0-1	0.0-0	0.0-0	0	0	0/0
2020	8/8	17-8-25	1.0-3	0.0-0	0	7	0/0
2021	13/13	16-6-22	2.0-2	0.0-0	0	2	0/0
2022	13/13	22-4-26	0.0-0	0.0-0	0	5	1/1
<b>TOTAL</b>	<b>41/34</b>	<b>56-18-74</b>	<b>3.0-5</b>	<b>0.0-0</b>	<b>0</b>	<b>14</b>	<b>1/1</b>

**CAREER HIGHS – Tackles:** 5, twice; **Solos:** 4, four times; **TFL:** 1.0, three times; **PD:** 2, twice; **FF:** 1, vs. Texas (11/5/22); **FR:** 1, vs. Kansas (11/26/22).

**JULIUS**

**Brents**

CORNERBACK  
6-4 • 202 • Sr.-1L  
Indianapolis, Ind.  
Univ. of Iowa

23

#### ► All-Big 12 First Team (Coaches)

#### ► All-Big 12 Second Team (Associated Press)

- Has started all 26 games since he transferred to K-State from Iowa prior to the 2021 season.
- Earned All-Big 12 First Team honors in 2022 as he is tied for 17th nationally and second in the Big 12 with four interceptions.
- Tallied three interceptions over the final five games, including one in the end zone against TCU in the Big 12 Championship.
- Also forced his first-career fumble in the championship game following a 31-yard reception.
- Had a season high two passes defended against Texas Tech and TCU.
- Set a career high with nine tackles at Oklahoma, while he tallied a career-best 1.5 tackles for loss at TCU.

#### BRENTS' 2022 GAME-BY-GAME STATS

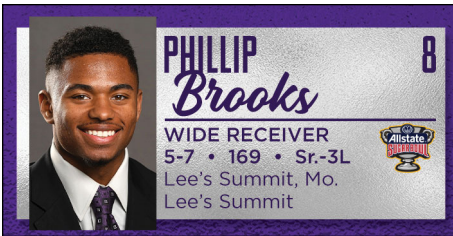
Opponent	U-A-T	TFL	SACK	INT	PD	FF/FR
SOUTH DAKOTA	3-0-3	0.0-0	0.0-0	0	0	0/0
MISSOURI	4-0-4	0.0-0	0.0-0	0	0	0/0
TULANE	2-1-3	0.5-0	0.0-0	0	0	0/0
at Oklahoma	4-5-9	0.5-0	0.0-0	0	1	0/0
TEXAS TECH	3-1-4	1.0-2	0.0-0	1	2	0/0
at Iowa State	2-3-5	0.0-0	0.0-0	0	0	0/0
at TCU	1-2-3	1.5-3	0.0-0	0	1	0/0
OKLAHOMA STATE	0-0-0	0.0-0	0.0-0	1	1	0/0
at Baylor	1-2-3	0.0-0	0.0-0	0	0	0/0
at West Virginia	1-1-2	0.0-0	0.0-0	1	1	0/0
KANSAS	2-2-4	0.0-0	0.0-0	0	1	0/0
vs. TCU	3-0-3	0.0-0	0.0-0	1	2	1/0

#### CAREER STATS – DEFENSE

Year	G/S	UA-AT-TT	TFL-Yds	Sk-Yds	INT	PD	F/R
2018*	11/5	8-5-13	0.0-0	0.0-0	1	4	0/0
2019*	1/0	0-0-0	0.0-0	0.0-0	0	0	0/0
2020*	7/0	1-3-4	0.0-0	0.0-0	0	1	0/0
2021	13/13	41-8-49	3.0-5	0.0-0	1	3	0/0
2022	13/13	26-17-43	3.5-5	0.0-0	4	8	1/0
<b>TOTAL</b>	<b>45/31</b>	<b>76-33-109</b>	<b>6.5-10</b>	<b>0.0-0</b>	<b>6</b>	<b>16</b>	<b>1/0</b>

**CAREER HIGHS – Tackles:** 9, at Oklahoma (9/24/22); **Solos:** 7, at Texas (11/26/21); **TFL:** 1.5, at TCU (10/22/22); **INT:** 1, six times; **PD:** 3, at Minnesota (10/6/18); **FF:** 1, vs. TCU (12/3/22). \* at Iowa





- All-Big 12 Second Team [kr/pr] (Coaches)
- HM Big 12 Special Teams Player of the Year (Coaches)
- Big 12 Special Teams Player of the Week (Missouri)

- Started all 13 games this year at wide receiver and 30 in his career while also serving as the Wildcats' primary punt-return man and assisting with kickoff returns as he was named an All-Big 12 Second Team performer as a kick/punt returner.
- Ranks second on the team with 543 receiving yards this season, while he has hauled in a career-high four touchdown passes.
- Sits one reception shy of entering the school's career top-10 list.
- Registered a career-high 119 yards – including a career-long 81-yard touchdown – at Iowa State.
- It was the most receiving yards by a Wildcat against a Big 12 opponent since Deuce Vaughn at Oklahoma in 2020.
- Teamed with Malik Knowles (108 yards) to give K-State two 100-yard receivers in the same game since 2017 (Central Arkansas) and the first against a Big 12 opponent since 2014 (Kansas).
- His 81-yard catch was the 10th longest in school history and was tied for the 13th longest nationally this season entering bowl play.
- Returned a punt 76 yards for a touchdown against Missouri, the longest return of his career, the longest by a Wildcat since 2018 and the 12th longest in the nation this year entering bowl season.
- Ranks in the top 10 in school history in career punt-return attempts (79th), yards (5th), average (5th) and touchdowns (2nd).
- Tied for sixth in Big 12 history in career punt-return touchdowns.

**BROOKS' 2022 GAME-BY-GAME RECEIVING STATS**

Opponent	Rec	Yards	TD	Long
MISSOURI	3	57	0	28
TULANE	1	6	0	6
at Oklahoma	7	56	0	20
TEXAS TECH	5	36	1	18
at Iowa State	4	119	1	81
at TCU	2	50	0	28
OKLAHOMA STATE	2	41	1	31
TEXAS	3	37	0	16
at Baylor	2	17	0	12
at West Virginia	4	38	0	19
KANSAS	2	38	1	24
vs. TCU	6	48	0	15

**BROOKS' 2022 GAME-BY-GAME RUSHING STATS**

Opponent	Rush	Yards	TD	Long
MISSOURI	1	3	0	3
TEXAS TECH	1	6	0	6
at Baylor	1	16	0	16
vs. TCU	1	4	0	4

**BROOKS' 2022 GAME-BY-GAME PUNT RETURN STATS**

Opponent	Ret	Yards	TD	Long
MISSOURI	1	76	1	76
TEXAS TECH	1	9	0	9
at Iowa State	1	0	0	0
OKLAHOMA STATE	3	53	0	33
TEXAS	1	7	0	7
at Baylor	2	13	0	13
at West Virginia	1	0	0	0
KANSAS	1	-5	0	0
vs. TCU	2	14	0	11

**BROOKS' 2022 GAME-BY-GAME KICKOFF RETURN STATS**

Opponent	Ret	Yards	TD	Long
at TCU	2	48	0	41
vs. TCU	4	84	0	31

**CAREER STATS – RECEIVING**

Year	G/S	Rec	Yds	Avg	TD	Long
2018	4/0	0	0	0.0	0	0
2019	12/1	26	253	9.7	1	21
2020	10/4	15	155	10.3	2	25
2021	13/12	43	543	12.6	2	56
2022	13/13	41	543	13.2	4	81
<b>TOTAL</b>	<b>52/30</b>	<b>125</b>	<b>1,494</b>	<b>12.0</b>	<b>9</b>	<b>81</b>

**CAREER HIGHS** – Catches: 7, twice; Yards: 119, at Iowa State (10/8/22); TD: 1, nine times; Long Catch: 81, at Iowa State (10/8/22).

**CAREER STATS – RUSHING**

Year	G/S	Rush	Yds	Avg	TD	Long
2018	4/0	0	0	0.0	0	0
2019	12/1	7	26	3.7	0	8
2020	10/4	8	41	5.1	0	12
2021	13/12	3	-7	-2.3	0	3
2022	13/13	4	29	7.3	0	16
<b>TOTAL</b>	<b>52/13</b>	<b>22</b>	<b>89</b>	<b>4.0</b>	<b>0</b>	<b>16</b>

**CAREER HIGHS** – Rushes: 4, vs. Texas (12/5/20); Yards: 23, vs. Texas (12/5/20); Long Rush: 16, at Baylor (11/12/22).

**CAREER STATS – PUNT RETURNS**

Year	G	Ret	Yds	Avg	TD	Long
2018	4	1	6	6.0	0	6
2019	11	8	120	15.0	1	66
2020	10	11	261	23.7	2	55
2021	13	10	86	8.6	0	28
2022	13	13	167	12.9	1	76
<b>TOTAL</b>	<b>52</b>	<b>43</b>	<b>640</b>	<b>14.9</b>	<b>4</b>	<b>76</b>

**CAREER HIGHS** – Returns: 4, vs. Kansas (10/24/20); Yards: 189, vs. Kansas (10/24/20); TD: 2, vs. Kansas (10/24/20); Long Return: 76, vs. Missouri (9/10/22).

**CAREER STATS – KICKOFF RETURNS**

Year	G	Ret	Yds	Avg	TD	Long
2018	4	3	56	18.7	0	33
2019	11	12	272	22.7	0	44
2020	10	8	150	18.8	0	31
2021	13	4	62	15.5	0	31
2022	13	6	132	22.0	0	41
<b>TOTAL</b>	<b>52</b>	<b>33</b>	<b>672</b>	<b>20.4</b>	<b>0</b>	<b>44</b>

**CAREER HIGHS** – Returns: 4, twice; Yards: 84, vs. TCU (12/3/22); Long Return: 44, vs. Bowling Green (9/7/19).



**PHILLIP BROOKS**





**DRAKE**  
**Cheatum**  
**SAFETY**  
**5-10 • 191 • Sr.-TR**  
**Mesquite, Texas**  
**Prairie View A&M Univ.**

## ► Big 12 Newcomer of the Week (Baylor)

- Started all 13 games for the Wildcats after transferring in from Prairie View A&M prior to the 2022 season.
- Carded forced fumbles against Oklahoma State and Kansas as he tied for first in the Big 12 in forced fumbles for conference-only games.
- Earned Big 12 Newcomer of the Week honors after totaling five tackles and an interception in K-State's 31-3 victory at Baylor.
- Tallied a season-high 10 tackles against Kansas, which included a career-high tying nine solo tackles.

### CHEATUM'S 2022 GAME-BY-GAME STATS

Opponent	U-A-T	TFL	SACK	INT	PD	FF/FR
SOUTH DAKOTA	1-0-1	0.0-0	0.0-0	0	1	0/0
MISSOURI	1-1-2	0.0-0	0.0-0	0	0	0/0
TULANE	2-2-4	0.0-0	0.0-0	0	1	0/0
at Oklahoma	2-3-5	0.0-0	0.0-0	0	0	0/0
TEXAS TECH	2-3-5	0.0-0	0.0-0	0	0	0/0
at Iowa State	2-2-4	0.0-0	0.0-0	0	0	0/0
at TCU	1-5-6	0.5-2	0.0-0	0	0	0/0
OKLAHOMA STATE	4-0-4	0.0-0	0.0-0	0	0	1/0
TEXAS	3-1-4	0.0-0	0.0-0	0	0	0/0
at Baylor	3-2-5	0.0-0	0.0-0	1	1	0/0
at West Virginia	1-5-6	0.0-0	0.0-0	0	0	0/0
KANSAS	9-1-10	0.0-0	0.0-0	0	0	1/0
vs. TCU	5-4-9	0.0-0	0.0-0	0	0	0/0

### CAREER STATS – DEFENSE

Year	G/S	UA-AT-TT	TFL-Yds	Sk-Yds	INT	PD	F/R
2018*	11/7	26-27-53	2.0-7	0.0-0	1	3	0/0
2019*	11/8	43-23-66	2.0-2	0.0-0	3	8	0/1
2020*	3/3	5-7-12	0.0-0	0.0-0	0	2	0/0
2021*	12/12	45-41-86	5.5-22	0.0-0	5	10	0/0
2022	13/13	36-29-65	0.5-2	0.0-0	1	3	2/0

**TOTAL 50/43 155-127-282 11.0-36 0.0-0 10 26 2/1**  
**CAREER HIGHS – Tackles:** 14, vs. Mississippi Valley State (11/27/21);  
**Solos:** 9, twice; **TFL:** 1.5, vs. Arkansas-Pine Bluff (9/30/21); **INT:** 2, twice; **PD:** 3, twice; **FF:** 1, twice; **FR:** 1, at Houston (9/7/19).

\* at Prairie View A&M

**JAKE**  
**Clifton**  
**LINEBACKER**  
**6-2 • 210 • Fr.-HS**  
**Owasso, Okla.**  
**Owasso**

- A true freshman who has seen time in 10 games this year and has played a more significant role on defense over the final six games.
- Registered a season-high four tackles against South Dakota.
- Played on a season-high 41 defensive snaps against Oklahoma State when he carded three tackles.

### CLIFTON'S 2022 GAME-BY-GAME STATS

Opponent	U-A-T	TFL	SACK	INT	PD	FF/FR
SOUTH DAKOTA	4-0-4	0.0-0	0.0-0	0	0	0/0
OKLAHOMA STATE	3-0-3	0.0-0	0.0-0	0	0	0/0
at West Virginia	1-1-2	0.0-0	0.0-0	0	0	0/0
KANSAS	1-0-1	0.0-0	0.0-0	0	0	0/0
vs. TCU	1-1-2	0.0-0	0.0-0	0	0	0/0

### CAREER STATS – DEFENSE

Year	G/S	UA-AT-TT	TFL-Yds	Sk-Yds	INT	PD	F/R
2022	10/0	10-2-12	0.0-0	0.0-0	0	0	0/0
<b>TOTAL</b>	<b>10/0</b>	<b>10-2-12</b>	<b>0.0-0</b>	<b>0.0-0</b>	<b>0</b>	<b>0</b>	<b>0/0</b>

**CAREER HIGHS – Tackles:** 4, vs. South Dakota (9/3/22); **Solos:** 4, vs. South Dakota (9/3/22).

**OMAR**  
**Daniels**  
**CORNERBACK**  
**6-9 • 178 • Fr.-RS**  
**Moultrie, Ga.**  
**Colquitt County**

- Saw action in nine games as a reserve defensive back.
- Made one tackle against Missouri.
- Also carded a tackle in last year's Texas Bowl win over LSU.

### DANIELS' 2022 GAME-BY-GAME STATS

Opponent	U-A-T	TFL	SACK	INT	PD	FF/FR
MISSOURI	1-0-1	0.0-0	0.0-0	0	0	0/0

### CAREER STATS – DEFENSE

Year	G/S	UA-AT-TT	TFL-Yds	Sk-Yds	INT	PD	F/R
2021	1/0	1-0-1	0.0-0	0.0-0	0	0	0/0
2022	9/0	1-0-1	0.0-0	0.0-0	0	0	0/0
<b>TOTAL</b>	<b>10/0</b>	<b>2-0-2</b>	<b>0.0-0</b>	<b>0.0-0</b>	<b>0</b>	<b>0</b>	<b>0/0</b>

**CAREER HIGHS – Tackles:** 1, twice; **Solos:** 1, twice.

**DAWSON**  
**Delforge**  
**OFFENSIVE LINE**  
**6-5 • 327 • Sr.-2L**  
**Wamego, Kan.**  
**Wamego**

- A veteran offensive lineman who returned for his sixth season of eligibility in 2022.
- Saw action as a reserve offensive lineman in seven games, including K-State's 31-28 overtime win over TCU in the Big 12 Championship.
- Served as a blocker on field goal and extra-point attempts in every game.

**CHRISTIAN**  
**Duffie**  
**OFFENSIVE LINE**  
**6-5 • 310 • Sr.-3L**  
**Humble, Texas**  
**Humble**

- Has started each of the last 34 games, the longest starting streak on the team.
- Helped K-State rank 17th nationally and second in the Big 12 going into bowl season with 209.6 rushing yards per game.
- K-State also ranks third in the Big 12 entering bowl season with 30 rushing touchdowns.
- Has only surrendered four sacks among his 397 pass blocking snaps this season.

**KHALID**  
**Duke**  
**LINEBACKER**  
**6-4 • 246 • Jr.-3L**  
**Atlanta, Ga.**  
**Riverside Military Academy**

## ► Big 12 Defensive Player of the Week (Texas Tech)

- An athletic and physical defender who can play both linebacker and defensive end.
- Has played in all 13 games with 12 starts this year after seeing action in only three games last year as an injury cut his season short.
- Earned Big 12 Defensive Player of the Week honors following the Texas Tech game when he recorded a career-high 3.0 sacks, which was tied for the fourth most in a game in school history and is tied for the most by a Big 12 player in a game this year entering bowl season.
- Teamed with Felix Anudike-Uzomah to give K-State two players with 3.0 or more sacks in the same game for the first time in school history.
- It was the first time nationally that two players had 3.0 sacks in the same game since two Oregon State players against California in 2019.
- Had sacks in the first 2 games of 2021 prior to a season-ending injury.

### DUKE'S 2022 GAME-BY-GAME STATS

Opponent	U-A-T	TFL	SACK	INT	PD	FF/FR
SOUTH DAKOTA	1-0-1	0.0-0	0.0-0	0	0	0/0
MISSOURI	3-0-3	0.0-0	0.0-0	0	0	0/0
TULANE	4-0-4	0.0-0	0.0-0	0	0	0/0
at Oklahoma	1-2-3	0.0-0	0.0-0	0	0	0/0
TEXAS TECH	5-3-8	3.0-20	3.0-20	0	0	0/0
at TCU	4-0-4	0.0-0	0.0-0	0	0	0/0
OKLAHOMA STATE	1-0-1	0.0-0	0.0-0	0	0	0/0
TEXAS	3-1-4	0.0-0	0.0-0	0	0	0/0
at Baylor	2-0-2	1.0-1	0.0-0	0	0	0/0
at West Virginia	3-3-6	0.0-0	0.0-0	0	0	0/0
KANSAS	2-1-3	1.0-4	0.0-0	0	1	0/0
vs. TCU	2-1-3	0.0-0	0.0-0	0	0	0/0

### CAREER STATS – DEFENSE

Year	G/S	UA-AT-TT	TFL-Yds	Sk-Yds	INT	PD	F/R
2019	7/0	5-2-7	3.0-18	2.0-14	0	1	0/1
2020	9/8	17-9-26	3.0-9	1.0-4	0	0	0/0
2021	3/0	3-3-6	2.0-17	2.0-17	0	0	0/0
2022	13/12	31-11-42	5.0-25	3.0-20	0	1	0/0
<b>TOTAL</b>	<b>32/20</b>	<b>56-25-81</b>	<b>13.0-69</b>	<b>8.0-55</b>	<b>0</b>	<b>2</b>	<b>0/1</b>
<b>CAREER HIGHS – Tackles:</b> 9, at Oklahoma (9/26/22); <b>Solos:</b> 5, vs. Texas Tech (10/1/22); <b>TFL:</b> 3.0, vs Texas Tech (10/1/22); <b>Sacks:</b> 3.0, vs. Texas Tech (10/1/22); <b>PD:</b> 1, twice; <b>FR:</b> 1, vs. Bowling Green (9/7/19).							

**CAREER HIGHS – Tackles:** 9, at Oklahoma (9/26/20); **Solos:** 5, vs. Texas Tech (10/1/22); **TFL:** 3.0, vs. Texas Tech (10/1/22); **Sacks:** 3.0, vs. Texas Tech (10/1/22); **PD:** 1, twice; **FR:** 1, vs. Bowling Green (9/7/19).

**GAVIN**  
**Forsha**  
**LINEBACKER**  
**6-3 • 215 • So.-TR**  
**Nashville, Tenn.**  
**Tyler JC**

- A community-college transfer who has seen time as a reserve linebacker and on special teams.
- Tallied a career-high four tackles and his first-career sack at TCU.
- Also registered a career-high 1.5 tackles for loss and his first pass breakup against Oklahoma State.
- Father, Randall, played football at Middle Tennessee State.



## FOSHA'S 2022 GAME-BY-GAME STATS

Opponent	U-A-T	TFL	SACK	INT	PD	FF/FR
SOUTH DAKOTA	1-0-1	0.0-0	0.0-0	0	0	0/0
at TCU	3-1-4	1.0-8	1.0-8	0	0	0/0
OKLAHOMA STATE	1-1-2	1.5-4	0.0-0	0	1	0/0

## CAREER STATS – DEFENSE

Year	G/S	UA-AT-TT	TFL-Yds	Sk-Yds	INT	PD	F/R
2022	8/0	7-2-9	2.5-12	1.0-8	0	1	0/0
<b>TOTAL</b>	<b>8/0</b>	<b>7-2-9</b>	<b>2.5-12</b>	<b>1.0-8</b>	<b>0</b>	<b>1</b>	<b>0/0</b>

**CAREER HIGHS – Tackles:** 4, at TCU (10/22/22); **Solos:** 3, 4, at TCU (10/22/22); **TFL:** 1.5, vs. Oklahoma State (10/29/22); **Sacks:** 1.0, at TCU (10/22/22); **PD:** 1, vs. Oklahoma State (10/29/22).



- Saw action on 13 games in 2022, primarily on special teams.
- Also played as a reserve defensive end in the season opener against South Dakota, recording a tackle.

## FRIESEN'S 2022 GAME-BY-GAME STATS

Opponent	U-A-T	TFL	SACK	INT	PD	FF/FR
SOUTH DAKOTA	1-0-1	0.0-0	0.0-0	0	0	0/0

## CAREER STATS – DEFENSE

Year	G/S	UA-AT-TT	TFL-Yds	Sk-Yds	INT	PD	F/R
2021	4/0	1-1-2	0.5-4	0.5-4	0	0	0/0
2022	13/0	1-0-1	0.0-0	0.0-0	0	0	0/0
<b>TOTAL</b>	<b>18/0</b>	<b>2-1-3</b>	<b>0.5-4</b>	<b>0.5-4</b>	<b>0</b>	<b>0</b>	<b>0/0</b>

**CAREER HIGHS – Tackles:** 1, three times; **Solos:** 1, twice; **TFL:** 0.5, vs. Nevada (9/18/21); **Sacks:** 0.5, vs. Nevada (9/18/21).



- A former wide receiver who made the transition to cornerback mid-way through the season.
- Was pressed into action at cornerback against TCU in the Big 12 Championship due to injury, playing on 21 defensive snaps.
- Carded his first-career tackle in the Big 12 Championship.
- Has also been a valuable member of the special teams units throughout the season.

## GARBER'S 2022 GAME-BY-GAME STATS

Opponent	U-A-T	TFL	SACK	INT	PD	FF/FR
vs. TCU	1-0-1	0.0-0	0.0-0	0	0	0/0

## CAREER STATS – DEFENSE

Year	G/S	UA-AT-TT	TFL-Yds	Sk-Yds	INT	PD	F/R
2022	13/0	1-0-1	0.0-0	0.0-0	0	0	0/0
<b>TOTAL</b>	<b>32/0</b>	<b>1-0-1</b>	<b>0.0-0</b>	<b>0.0-0</b>	<b>0</b>	<b>0</b>	<b>0/0</b>

**CAREER HIGHS – Tackles:** 1, vs. TCU (12/3/22); **Solos:** 1, vs. TCU (12/3/22).



- A reserve wide receiver who saw time in all 13 games this season.
- Recorded his first-career touchdown against TCU in the Big 12 Championship, a 25-yarder in the third quarter that gave K-State a 21-10 lead.
- Set a career high with 27 receiving yards against the Horned Frogs, while he tied his career high with two catches.
- Played basketball at Berkeley Prep under his dad, Renaldo Garcia, who was a starting guard for the Florida basketball team, helping the Gators earn their first SEC Championship in 1989.

## GARCIA II'S 2022 GAME-BY-GAME RECEIVING STATS

Opponent	Rec	Yards	TD	Long
SOUTH DAKOTA	1	17	0	17
at Oklahoma	1	7	0	7
TEXAS	2	9	0	6
at Baylor	1	10	0	10
vs. TCU	2	27	1	25

## CAREER STATS – RECEIVING

Year	G/S	Rec	Yds	Avg	TD	Long
2021	3/0	1	6	6.0	0	6
2022	13/0	7	70	10.0	1	25
<b>TOTAL</b>	<b>16/0</b>	<b>8</b>	<b>76</b>	<b>9.5</b>	<b>1</b>	<b>25</b>

**CAREER HIGHS – Catches:** 2, twice; **Yards:** 27, vs. TCU (12/3/22); **TD:** 1, vs. TCU (12/3/22) **Long Catch:** 25, vs. TCU (12/3/22).

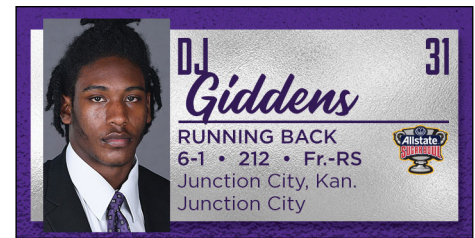
## CAREER STATS – RUSHING

Year	G/S	Rush	Yds	Avg	TD	Long
2021	3/0	2	0	0.0	0	3
<b>TOTAL</b>	<b>16/0</b>	<b>2</b>	<b>0</b>	<b>0.0</b>	<b>0</b>	<b>3</b>

**CAREER HIGHS – Rushes:** 1, twice; **Yards:** 3, at Kansas (11/6/21); **Long Rush:** 3, at Kansas (11/6/21).



DJ GIDDENS



## HM Big 12 Offensive Freshman of the Year (Coaches)

- Has played in all 13 games as the primary backup running back, earning votes for the Big 12 Offensive Freshman of the Year award.
- Enters the Sugar Bowl ranked third in school history in rushing yards by a freshman.
- Helped K-State grind out wins in the latter half of the season, including the Baylor game when he totaled a career-high 13 carries before setting a career best with 78 rushing yards the next week at West Virginia.
- His game against the Mountaineers included a career-long run of 49 yards for a touchdown.
- Totaled five receptions on the year, including a 26-yarder at TCU.

## GIDDENS' 2022 GAME-BY-GAME RUSHING STATS

Opponent	Rush	Yards	TD	Long
SOUTH DAKOTA	6	57	1	16
MISSOURI	2	29	1	28
TULANE	9	46	0	17
at Oklahoma	2	13	0	12
at Iowa State	8	32	0	8
at TCU	4	7	0	4
OKLAHOMA STATE	7	44	1	12
TEXAS	2	14	0	9
at Baylor	13	58	1	17
at West Virginia	12	78	1	49
KANSAS	9	44	1	11
vs. TCU	6	29	0	8

## GIDDENS' 2022 GAME-BY-GAME RECEIVING STATS

Opponent	Rec	Yards	TD	Long
SOUTH DAKOTA	1	3	0	3
at TCU	1	26	0	26
OKLAHOMA STATE	1	2	0	2
at Baylor	1	11	0	11
KANSAS	1	8	0	8

## CAREER STATS – RUSHING

Year	G/S	Rush	Yds	Avg	TD	Long
2022	13/0	80	451	5.6	6	49
<b>TOTAL</b>	<b>13/0</b>	<b>80</b>	<b>451</b>	<b>5.6</b>	<b>6</b>	<b>49</b>

**CAREER HIGHS – Rushes:** 13 at Baylor (11/12/22); **Yards:** 78 at West Virginia (11/19/22); **TD:** 1, six times; **Long Rush:** 49 at West Virginia (11/19/22).

## CAREER STATS – RECEIVING

Year	G/S	Rec	Yds	Avg	TD	Long
2022	13/0	5	50	10.0	0	26
<b>TOTAL</b>	<b>13/0</b>	<b>5</b>	<b>50</b>	<b>10.0</b>	<b>0</b>	<b>26</b>

**CAREER HIGHS – Catches:** 1, five times; **Yards:** 26 at TCU (10/22/22); **Long Catch:** 26 at TCU (10/22/22).



**HAYDEN Gillum**

55

OFFENSIVE LINE

6-3 • 286 • Sr.-2L

Plainville, Kan.

Plainville

► **All-Big 12 Honorable Mention (Coaches)**

- Started all 13 games at center – the first starts of his career – as he picked up All-Big 12 Honorable Mention accolades.
- Helped K-State rank 17th in the country and second in the Big 12 going into bowl season with 209.6 rushing yards per game.
- The Wildcats also rank third in the Big 12 entering bowl season with 30 rushing touchdowns.

**DANIEL Green**

22

LINEBACKER

6-3 • 242 • Sr.-3L

Portland, Ore.

Madison

► **All-Big 12 Honorable Mention (Coaches)**

- Started 12 games this year and ranked fifth on the team in tackles as he earned All-Big 12 Honorable Mention accolades.
- Teamed with nose guard Eli Huggins for an overtime fourth-down stop inside the one-yard line against TCU in the Big 12 Championship.
- Recorded a pair of interceptions early in the season in consecutive games against Missouri and Tulane.
- Became the first Wildcat linebacker with interceptions in consecutive games since Arthur Brown against West Virginia and Texas Tech in 2012.



**HAYDEN GILLUM**

- Returned his interception against Tulane 49 yards, the longest by a Wildcat since Dante Barnett went 51 yards against Michigan in the 2013 Buffalo Wild Wings Bowl.
- His return was also the longest by a K-State linebacker since Alex Hrebec went 51 yards against Iowa State in 2008.
- Teamed with Kobe Savage to give K-State the same two players with picks in the same consecutive games since 2014 (Dante Barnett and Randall Evans against West Virginia and Kansas).

**GREEN'S 2022 GAME-BY-GAME STATS**

Opponent	U-A-T	TFL	SACK	INT	PD	FF/FR
SOUTH DAKOTA	1-0-1	0.0-0	0.0-0	0	0	0/0
MISSOURI	6-1-7	1.0-1	0.0-0	1	1	0/0
TULANE	3-1-4	0.5-0	0.0-0	1	2	0/0
at Oklahoma	2-2-4	0.0-0	0.0-0	0	0	0/0
TEXAS TECH	5-0-5	0.0-0	0.0-0	0	1	0/0
at Iowa State	1-1-2	0.0-0	0.0-0	0	0	0/0
at TCU	3-1-4	1.0-1	1.0-1	0	0	0/0
TEXAS	1-3-4	0.0-0	0.0-0	0	0	0/0
at Baylor	6-0-6	0.0-0	0.0-0	0	0	0/0
at West Virginia	3-4-7	0.0-0	0.0-0	0	0	0/0
KANSAS	0-2-2	0.0-0	0.0-0	0	0	0/0
vs. TCU	6-4-10	0.0-0	0.0-0	0	0	0/0

**CAREER STATS – DEFENSE**

Year	G/S	UA-AT-TT	TFL-Yds	Sk-Yds	INT	PD	F/R
2019	13/0	17-16-33	3.5-17	2.0-12	0	3	1/1
2020	10/2	28-11-39	5.5-15	2.5-10	0	2	0/0
2021	13/12	69-20-89	16.0-58	3.0-15	0	0	0/2
2022	12/12	37-19-56	2.5-3	1.0-1	2	2	0/0
<b>TOTAL</b>	<b>48/26</b>	<b>151-66-217</b>	<b>27.5-93</b>	<b>8.5-38</b>	<b>2</b>	<b>7</b>	<b>1/3</b>

**CAREER HIGHS – Tackles:** 13, at Baylor (11/28/20); **Solos:** 10, at Texas (11/26/21); **TFL:** 3.0, vs. Baylor (11/20/21); **Sacks:** 1.5, at Baylor (11/28/20); **INT:** 1, twice; **PD:** 2, six times; **FF:** 1, vs. Bowling Green (9/7/19); **FR:** 1, three times.



**DANIEL GREEN**





**JOSH**  
*Hayes*

**SAFETY**  
6-0 • 189 • Sr.-TR  
Lakeland, Fla.  
Univ. of Virginia



- Midseason All-Portal Team (*The Athletic*)
- Big 12 Defensive Player of the Week (Iowa State)

- A 12 game starter as free safety after playing primarily cornerback throughout his career at North Dakota State (2017-20) and Virginia (2021).
- Ranks second on the team in tackles with 65, while he is fourth in tackles for loss with 5.5.
- Only had 3.5 career TFLs entering the season.
- Totaled a career-high 11 tackles to go along with a TFL and a pass breakup at Iowa State en route to Big 12 Defensive Player of the Week honors.
- Has played in 67 career games to tie for second nationally among active players.
- Had previous experience playing for head coach Chris Klieman and defensive coordinator Joe Klanderman having played under the duo at North Dakota State in 2017 and 2018.

**HAYES' 2022 GAME-BY-GAME STATS**

Opponent	U-A-T	TFL	SACK	INT	PD	FF/FR
MISSOURI	3-1-4	2.0-7	0.0-0	0	0	0/0
TULANE	2-1-3	0.0-0	0.0-0	0	1	0/0
at Oklahoma	2-6-8	0.5-1	0.0-0	0	0	0/0
TEXAS TECH	7-0-7	1.0-1	0.0-0	0	0	0/0
at Iowa State	8-3-11	1.0-5	0.0-0	0	1	0/0
at TCU	4-2-6	0.0-0	0.0-0	0	1	0/0
OKLAHOMA STATE	1-1-2	1.0-7	0.0-0	0	1	0/0
TEXAS	5-2-7	0.0-0	0.0-0	0	1	1/0
at Baylor	3-2-5	0.0-0	0.0-0	0	1	0/0
at West Virginia	1-0-1	0.0-0	0.0-0	0	1	0/0
KANSAS	4-2-6	0.0-0	0.0-0	0	0	0/0
vs. TCU	4-1-5	0.0-0	0.0-0	0	0	0/0

**CAREER STATS – DEFENSE**

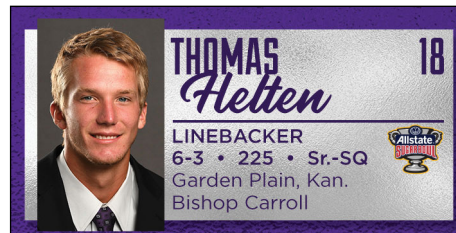
Year	G/S	UA-AT-TT	TFL-Yds	Sk-Yds	INT	PD	F/R
2017 <sup>s</sup>	15/1	10-5-15	0.0-0	0.0-0	0	3	1/0
2018 <sup>s</sup>	15/2	20-8-28	1.0-1	0.0-0	0	3	0/0
2019 <sup>s</sup>	16/16	39-20-59	2.0-2	0.0-0	2	12	1/0
2020 <sup>s</sup>	6/6	13-17-30	0.5-1	0.0-0	0	3	0/0
2021*	3/0	1-0-1	0.0-0	0.0-0	0	0	0/0
2022	12/12	44-21-65	5.5-21	0.0-0	0	7	1/0
<b>TOTAL</b>	<b>67/37</b>	<b>127-71-198</b>	<b>9.0-25</b>	<b>0.0-0</b>	<b>2</b>	<b>28</b>	<b>3/0</b>

**CAREER HIGHS – Tackles:** 11, at Iowa State (10/8/22); **Solos:** 8, at Iowa State (10/8/22); **TFL:** 2.0, vs. Missouri (9/10/22); **INT:** 1, twice; **PD:** 3, vs. Northern Iowa (10/12/19); **FF:** 1, three times.

<sup>s</sup> at North Dakota State | \* at Virginia



**JOSH HAYES**



**THOMAS**  
*Helten*

**LINEBACKER**  
6-3 • 225 • Sr.-SQ  
Garden Plain, Kan.  
Bishop Carroll



- Has seen time in 13 games this season on both kickoff and punt coverage.
- Carded a tackle on kickoff coverage at Baylor.

**HELTEN'S 2022 GAME-BY-GAME STATS**

Opponent	U-A-T	TFL	SACK	INT	PD	FF/FR
at Baylor	1-0-1	0.0-0	0.0-0	0	0	0/0

**CAREER STATS – DEFENSE**

Year	G/S	UA-AT-TT	TFL-Yds	Sk-Yds	INT	PD	F/R
2022	13/0	1-0-1	0.0-0	0.0-0	0	0	0/0
<b>TOTAL</b>	<b>16/0</b>	<b>1-0-1</b>	<b>0.0-0</b>	<b>0.0-0</b>	<b>0</b>	<b>0</b>	<b>0/0</b>

**CAREER HIGHS – Tackles:** 1, at Baylor (11/12/22); **Solos:** 1, at Baylor (11/12/22).



**ROBERT**  
*Hentz*

**NOSE GUARD**  
6-2 • 282 • Sr.-3L  
Batesville, Miss.  
NW Mississippi CC



- A veteran nose guard who has played in 34 games over the last three seasons, including 12 games in 2022.
- Tied his career high with two tackles against Missouri, Oklahoma and TCU.
- Had a career-high 1.5 tackles for loss against Missouri, while he registered the first full sack of his career at TCU.

**HENTZ II'S 2022 GAME-BY-GAME STATS**

Opponent	U-A-T	TFL	SACK	INT	PD	FF/FR
MISSOURI	1-1-2	1.5-3	0.5-0	0	0	0/0
TULANE	1-0-1	0.0-0	0.0-0	0	0	0/0
at Oklahoma	0-2-2	0.0-0	0.0-0	0	0	0/0
TEXAS TECH	0-0-0	0.0-0	0.0-0	0	0	0/1
at TCU	2-0-2	1.0-10	1.0-10	0	0	0/0

**CAREER STATS – DEFENSE**

Year	G/S	UA-AT-TT	TFL-Yds	Sk-Yds	INT	PD	F/R
2020	10/0	5-6-11	0.0-0	0.0-0	0	0	0/0
2021	12/0	2-4-6	1.0-3	0.0-0	0	1	0/0
2022	12/0	4-3-7	2.5-13	1.5-10	0	0	0/1
<b>TOTAL</b>	<b>34/0</b>	<b>11-13-24</b>	<b>3.5-16</b>	<b>1.5-10</b>	<b>0</b>	<b>1</b>	<b>0/1</b>

**CAREER HIGHS – Tackles:** 2, seven times; **Solos:** 2, at TCU (10/22/22); **TFL:** 1.5, vs. Missouri (9/10/22); **Sacks:** 1.0, at TCU (10/22/22); **PD:** 1, vs. Nevada (9/8/21); **FR:** 1, vs. Texas Tech (10/1/22).





**ELI Huggins**  
NOSE GUARD  
6-5 • 297 • Sr.-3L  
Cumming, Ga.  
West Forsyth

## ► All-Big 12 Honorable Mention (Coaches)

- A sixth-year senior and key defensive player who started all 13 games at nose guard and earned All-Big 12 Honorable Mention accolades.
- A team captain in 2022 who has started 34 games in his career, including a defensive-best 32 straight contests.
- Teamed with linebacker Daniel Green for an overtime fourth-down stop inside the one-yard line against TCU in the Big 12 Championship.
- Set a new career high with eight stops – including a career-best five solo tackles – against Texas.
- Also recovered a fumble against the Longhorns.
- Younger brother, Jake, is a fullback for the Wildcats.

## HUGGINS' 2022 GAME-BY-GAME STATS

Opponent	U-A-T	TFL	SACK	INT	PD	FF/FR
SOUTH DAKOTA	1-2-3	1.5-11	1.0-10	0	0	0/0
MISSOURI	2-1-3	1.0-4	0.0-0	0	0	0/0
TULANE	1-0-1	0.0-0	0.0-0	0	0	0/0
at Oklahoma	2-0-2	0.0-0	0.0-0	0	0	0/0
TEXAS TECH	2-0-2	0.0-0	0.0-0	0	0	0/0
at Iowa State	1-1-2	0.0-0	0.0-0	0	0	0/0
at TCU	3-1-4	0.0-0	0.0-0	0	0	0/0
TEXAS	5-3-8	1.0-2	0.0-0	0	0	0/1
at Baylor	2-0-2	0.0-0	0.0-0	0	0	0/0
at West Virginia	0-1-1	0.0-0	0.0-0	0	0	0/0
KANSAS	1-0-1	0.0-0	0.0-0	0	0	0/0
vs. TCU	2-1-3	0.0-0	0.0-0	0	0	0/0

## CAREER STATS – DEFENSE

Year	G/S	UA-AT-TT	TFL-Yds	Sk-Yds	INT	PD	F/R
2018	1/0	0-1-1	0.0-0	0.0-0	0	0	0/0
2019	6/0	3-2-5	1.0-4	0.0-0	0	0	0/0
2020	9/8	11-11-22	6.0-22	1.5-12	0	0	0/0
2021	13/13	13-8-21	6.0-23	3.0-16	0	0	0/0
2022	13/13	22-10-32	3.5-17	1.0-10	0	0	0/1
<b>TOTAL</b>	<b>42/34</b>	<b>49-32-81</b>	<b>16.5-66</b>	<b>5.5-38</b>	<b>0</b>	<b>0</b>	<b>0/1</b>

**CAREER HIGHS – Tackles:** 8, vs. Texas (11/5/22); **Solos:** 5, vs. Texas (11/5/22); **TFL:** 2.0, vs. Oklahoma State (11/7/20); **Sacks:** 1.0, five times; **FR:** 1, vs. Texas (11/5/22).



**ELI HUGGINS**



**MALIK Knowles**  
WIDE RECEIVER  
6-3 • 200 • Sr.-3L  
Mansfield, Texas  
Lake Ridge

## ► Second Team All-American [all-purpose] (CBS Sports)

## ► All-Big 12 Second Team (Coaches)

- A dynamic playmaker on both offense and special teams who earned All-Big 12 Second Team honors as a wide receiver and Second Team All-America accolades from CBS Sports as an all-purpose player.
- Enters bowl season ranked 10th nationally in kickoff return average, while he is 15th in combined kick return yards (575) and 39th with 112.0 all-purpose yards per game.
- Leads the Big 12 in kickoff-return average and yards, while he ranks sixth in the Big 12 in receiving yards per game (55.31)
- Played in all 13 games with 11 starts at wide receiver, leading the Wildcats with 719 yards and two touchdowns on 47 catches.
- It is the most receiving yards by a Wildcat since current Chicago Bear Byron Pringle totaled 724 yards in 2017.
- Has three 100-yard receiving games this year, tied for the third most in the Big 12 this season and the most by a Wildcat since Tyler Lockett (8) and Curry Sexton (6) in 2014.
- Had 108 receiving yards at Iowa State, teaming with Phillip Brooks (119 yards) to give K-State two 100-yard receivers in the same game since 2017 (Central Arkansas) and the first against a Big 12 opponent since 2014 (Kansas).
- Also a career-high 113 yards against Oklahoma State, as he became the first Wildcat wide receiver with multiple 100-yard receiving games against Big 12 opponents since Tyler Lockett had five in 2014.
- Rushed seven times for 162 yards and three touchdowns on the season.
- Had two rushing scores against Kansas, the most by a K-State wide receiver since at least 1989.
- Ran 75 yards for a touchdown on the first offensive play of the 202,

a score that came 10 seconds into the game to stand as the fastest touchdown in school history.

- Enters the Sugar Bowl tied for seventh in school history in career receiving touchdowns and ranked eighth in career receiving yards.
- Ranks fifth in school history in career all-purpose yards (3,973).
- Ranks second in K-State history in career kickoff-return yards, tied for third in career kickoff-return attempts, tied for fourth in career kickoff-return touchdowns and ranks sixth in career kickoff-return average.
- Enters the Sugar Bowl ranked sixth in Big 12 history in career kickoff-return average and tied for seventh in career kickoff-return touchdowns.

## KNOWLES' 2022 GAME-BY-GAME RECEIVING STATS

Opponent	Rec	Yards	TD	Long
SOUTH DAKOTA	3	14	0	7
MISSOURI	2	26	0	18
TULANE	5	52	0	19
at Oklahoma	4	52	1	25
TEXAS TECH	1	13	0	13
at Iowa State	5	108	0	68
at TCU	4	69	0	37
OKLAHOMA STATE	8	113	0	28
TEXAS	3	93	0	62
at Baylor	3	18	0	8
at West Virginia	6	111	1	43
KANSAS	2	10	0	11
vs. TCU	1	40	0	40

## KNOWLES' 2022 GAME-BY-GAME RUSHING STATS

Opponent	Rush	Yards	TD	Long
SOUTH DAKOTA	1	75	1	75
at West Virginia	1	1	0	1
KANSAS	3	38	2	29
vs. TCU	2	48	0	40



**KNOWLES' 2022 GAME-BY-GAME KICKOFF RETURN STATS**

Opponent	Ret	Yards	TD	Long
MISSOURI	1	20	0	20
TULANE	1	23	0	23
at Oklahoma	1	58	0	58
TEXAS TECH	1	20	0	20
at Iowa State	2	41	0	25
at TCU	2	53	0	27
OKLAHOMA STATE	1	21	0	21
TEXAS	5	78	0	27
at West Virginia	3	98	0	39
KANSAS	4	135	0	69
vs. TCU	1	28	0	28

**CAREER STATS – RECEIVING**

Year	G/S	Rec	Yds	Avg	TD	Long
2018	4/1	10	100	10.0	2	21
2019	11/8	27	397	14.7	3	70
2020	9/9	13	204	15.7	3	35
2021	13/11	29	441	15.2	4	68
2022	13/11	47	719	15.3	2	68

**TOTAL 50/40 126 1,861 14.8 14 70**  
**CAREER HIGHS – Catches:** 8, vs. Oklahoma State (10/29/22);  
**Yards:** 113, vs. Oklahoma State (10/29/22); **TD:** 2, three times; **Long**  
**Catch:** 70, at Texas (11/9/19).

**CAREER STATS – RUSHING**

Year	G/S	Rush	Yds	Avg	TD	Long
2019	11/8	7	70	10.0	0	23
2020	9/9	6	100	16.7	1	75
2021	13/11	15	106	7.1	0	30
2022	13/11	7	162	23.1	3	75

**TOTAL 50/40 35 438 12.5 4 75**  
**CAREER HIGHS – Rushes:** 3, three times; **Yards:** 81, at Baylor  
(11/28/20); **TD:** 2, vs. Kansas (11/26/22); **Long Rush:** 75, at Baylor  
(11/28/20).

**CAREER STATS – KICKOFF RETURNS**

Year	G	Ret	Yds	Avg	TD	Long
2018	4	1	12	12.0	0	12
2019	11	6	222	37.0	1	100
2020	9	11	203	18.5	0	46
2021	13	20	662	33.1	2	99
2022	13	22	575	26.1	0	69

**TOTAL 50 60 1,674 27.9 3 100**  
**CAREER HIGHS – Returns:** 5, twice; **Yards:** 135, vs. Kansas  
(11/26/22); **TD:** 1, three times; **Long Return:** 100, at Mississippi  
State (9/14/19).



**MALIK KNOWLES**

**ANDREW**  
*Leingang* **56**

OFFENSIVE LINE  
6-6 • 297 • Fr.-RS  
Bismarck, N.D.  
Century

- A reserve offensive lineman who saw time in eight games this year.
- Contributed later in the year as an extra offensive lineman and full-back to help close out games.

**KT**  
*Leveston* **70**

OFFENSIVE LINE  
6-5 • 320 • Sr.-3L  
Waco, Texas  
Midway

- **All-Big 12 Honorable Mention (Coaches)**
- A 13-game starter at left tackle who went on to earn All-Big 12 Honorable Mention accolades.
  - Started for the first time this season since lining up at left tackle for five games in 2020.
  - A contributing factor to the Wildcats ranking 17th in the country and second in the Big 12 going into bowl season with 209.6 rushing yards per game.
  - The Wildcats also rank third in the Big 12 entering bowl season with 30 rushing touchdowns.

**MAX**  
*Marsh* **6**

SAFETY  
6-3 • 208 • So.-SQ  
Grand Junction, Colo.  
Eaglecrest

- Has seen time in eight games this season, including each of the last seven contests.
- Primarily a special teams performer who has seen time as a reserve safety against both South Dakota and Kansas.
- Originally came to K-State as a quarterback but switched to safety during the 2021 season.



**MATTHEW Maschmeier** 30  
SAFETY  
6-0 • 192 • So.-SQ  
Lisle, Ill.  
Naperville North

- A standout special teams performer who has played in all 13 games this season on both kickoff and punt coverage.
- Ranks second on the team with four special teams tackles, three of which have come on kickoff coverage.
- Set a new career high with two tackles against South Dakota.

#### MASCHMEIER'S 2022 GAME-BY-GAME STATS

Opponent	U-A-T	TFL	SACK	INT	PD	FF/FR
SOUTH DAKOTA	2-0-2	0.0-0	0.0-0	0	0	0/0
MISSOURI	1-0-1	0.0-0	0.0-0	0	0	0/0
TEXAS TECH	1-0-1	0.0-0	0.0-0	0	0	0/0
at Iowa State	0-1-1	0.0-0	0.0-0	0	0	0/0
vs. TCU	0-1-1	0.0-0	0.0-0	0	0	0/0

#### CAREER STATS – DEFENSE

Year	G/S	UA-AT-TT	TFL-Yds	Sk-Yds	INT	PD	F/R
2021	1/0	0-1-1	0.0-0	0.0-0	0	0	0/0
2022	13/0	4-2-6	0.0-0	0.0-0	0	0	0/0
<b>TOTAL</b>	<b>14/0</b>	<b>4-3-7</b>	<b>0.0-0</b>	<b>0.0-0</b>	<b>0</b>	<b>0</b>	<b>0/0</b>

**CAREER HIGHS – Tackles:** 2, vs. South Dakota (9/3/22); **Solos:** 2, vs. South Dakota (9/3/22).

**CINCERE Mason** 9  
SAFETY  
6-0 • 215 • Sr.-1L  
Atlanta, Ga.  
Kennesaw State Univ.

- A veteran safety who played in 11 games this year – including a start against West Virginia – before an injury cut his season short.
- Has three interceptions this season to rank 38th nationally and tied for third in the Big 12.
- His final pick of the season was returned 37 yards for a touchdown was at West Virginia.
- It was the Wildcats' first interception-return touchdown since 2020.
- Also tallied interceptions in the first two games of the season, the first Wildcat with picks in consecutive games since Jahron McPherson against Oklahoma and Texas Tech in 2020.
- A former transfer from Kennesaw State who also saw his 2021 season cut short due to injury.

#### MASON'S 2022 GAME-BY-GAME STATS

Opponent	U-A-T	TFL	SACK	INT	PD	FF/FR
SOUTH DAKOTA	2-0-2	0.0-0	0.0-0	1	1	0/0
MISSOURI	1-0-1	0.0-0	0.0-0	1	2	0/0
TULANE	2-0-2	0.0-0	0.0-0	0	0	0/0
at Oklahoma	1-0-1	0.0-0	0.0-0	0	0	0/0
at Iowa State	3-2-5	0.0-0	0.0-0	0	0	0/0
at TCU	2-5-7	0.0-0	0.0-0	0	1	0/0
OKLAHOMA STATE	4-0-4	0.0-0	0.0-0	0	0	0/0
TEXAS	2-3-5	1.0-1	0.0-0	0	0	0/0
at Baylor	1-0-1	0.0-0	0.0-0	0	0	0/0
at West Virginia	1-2-3	0.0-0	0.0-0	1	1	0/0



AUSTIN MOORE

#### CAREER STATS – DEFENSE

Year	G/S	UA-AT-TT	TFL-Yds	Sk-Yds	INT	PD	F/R
2018*	12/10	15-9-24	2.5-11	0.0-0	4	7	0/1
2019*	14/14	27-15-42	2.5-3	0.0-0	1	4	1/1
2020*	5/4	13-4-17	1.0-4	0.0-0	0	4	0/1
2021	9/1	11-4-15	1.0-1	0.0-0	0	1	0/0
2022	11/1	19-12-31	1.0-1	0.0-0	3	5	0/0
<b>TOTAL</b>	<b>51/29</b>	<b>85-44-129</b>	<b>8.0-20</b>	<b>0.0-0</b>	<b>8</b>	<b>21</b>	<b>1/3</b>

**CAREER HIGHS – Tackles:** 7, twice; **Solos:** 5, at Monmouth (4/10/21); **TFL:** 1.5, vs. Alabama State (9/15/18); **INT:** 1, eight times; **PD:** 3, at Tennessee Tech (9/6/18); **FF:** 1, at Presbyterian (10/19/19); **FR:** 1, three times.

\* at Kennesaw State

**NATE Matlack** 97  
DEFENSIVE END  
6-5 • 245 • So.-1L  
Olathe, Kan.  
Olathe East

- An athletic defensive end who has seen time in every game with four starts.
- Carded full sacks against both TCU and Kansas.
- Recovered a fumble against Texas Tech and batted away a pass at West Virginia.

#### MATLACK'S 2022 GAME-BY-GAME STATS

Opponent	U-A-T	TFL	SACK	INT	PD	FF/FR
SOUTH DAKOTA	1-0-1	1.0-4	0.0-0	0	0	0/0
TEXAS TECH	0-0-0	0.0-0	0.0-0	0	0	0/1
at TCU	2-1-3	1.0-13	1.0-13	0	0	0/0
at Baylor	1-0-1	0.0-0	0.0-0	0	0	0/0
at West Virginia	0-0-0	0.0-0	0.0-0	0	1	0/0
KANSAS	1-0-1	1.0-2	1.0-2	0	0	0/0

#### CAREER STATS – DEFENSE

Year	G/S	UA-AT-TT	TFL-Yds	Sk-Yds	INT	PD	F/R
2021	13/3	13-4-17	5.5-43	3.5-31	0	1	2/0
2022	13/4	5-1-6	3.0-19	2.0-15	0	1	0/1
<b>TOTAL</b>	<b>26/7</b>	<b>18-5-23</b>	<b>8.5-62</b>	<b>5.5-46</b>	<b>0</b>	<b>2</b>	<b>2/1</b>

**CAREER HIGHS – Tackles:** 4, vs. West Virginia (11/13/21); **Solos:** 4, vs. West Virginia (11/13/21); **TFL:** 2.0, twice; **Sacks:** 1.0, five times; **PD:** 1, twice; **FF:** 1, twice; **FR:** 1, vs. Texas Tech (10/1/22).

**AUSTIN Moore** 41  
LINEBACKER  
6-1 • 217 • Jr.-2L  
Louisburg, Kan.  
Louisburg

► All-Big 12 Honorable Mention (Coaches)

► Academic All-District (College Sports Communicators)

- A former in-state walk-on who has played in 33 career games over the last three seasons, including starts in every game this year as he picked up All-Big 12 Honorable Mention accolades.
- Leads the team in tackles and ranks second in tackles for loss.
- Forced two fumbles against TCU and Oklahoma State to tie for first in the Big 12 for conference-only games.
- Has at least five tackles in 12 games and at least eight stops in five games this year, while he has at least a half TFL in nine games.
- Had a career-high nine stops at Oklahoma and duplicated that mark at TCU.
- Set a career high with 2.0 TFLs against Missouri and came back with two more against Tulane.
- Posted two passes defended against both Texas Tech and Iowa State – the first ones of his career – while he also had one in the Big 12 Championship.
- Registered his first-career interception against Texas Tech.

#### MOORE'S 2022 GAME-BY-GAME STATS

Opponent	U-A-T	TFL	SACK	INT	PD	FF/FR
SOUTH DAKOTA	3-2-5	0.5-1	0.0-0	0	0	0/0
MISSOURI	4-2-6	2.0-2	0.0-0	0	0	0/0
TULANE	6-2-8	2.0-5	1.0-3	0	0	0/0
at Oklahoma	4-5-9	0.5-3	0.5-3	0	0	0/0
TEXAS TECH	6-1-7	1.0-1	0.0-0	1	2	0/0
at Iowa State	4-2-6	1.0-4	0.0-0	0	2	0/0
at TCU	5-4-9	0.0-0	0.0-0	0	0	1/0
OKLAHOMA STATE	5-0-5	0.0-0	0.0-0	0	0	1/0
TEXAS	4-2-6	0.0-0	0.0-0	0	0	0/0
at Baylor	6-2-8	0.0-0	0.0-0	0	0	0/0
at West Virginia	2-3-5	1.0-5	0.0-0	0	0	0/0
KANSAS	6-2-8	1.0-4	0.0-0	0	0	0/0
vs. TCU	1-2-3	1.0-5	0.0-0	0	1	0/0



## CAREER STATS – DEFENSE

Year	G/S	UA-AT-TT	TFL-Yds	Sk-Yds	INT	PD	F/R
2020	7/0	3-1-4	0.0-0	0.0-0	0	0	0/0
2021	13/1	12-6-18	3.0-4	0.0-0	0	0	0/0
2022	13/13	56-29-85	10.0-30	1.5-6	1	5	2/1
<b>TOTAL</b>	<b>33/14</b>	<b>71-36-107</b>	<b>13.0-34</b>	<b>1.5-6</b>	<b>1</b>	<b>5</b>	<b>2/1</b>

**CAREER HIGHS** – Tackles: 9, twice; Solos: 6, four times; TFL: 2.0, twice; Sacks: 1.0, vs. Tulane (9/17/22); INT: 1, vs. Texas Tech (10/1/22); PD: 2, twice; FF: 1, twice; FR: 1, vs. TCU (12/3/22).

**CHRISTIAN Moore** 44  
**FULLBACK**  
 6-2 • 243 • So.-1L  
 Huntington Beach, Calif.  
 Huntington Beach

- Has played in all 13 games this year as both a top special teams performer and as a blocking fullback.
- Enters the Sugar Bowl with 20 career games played.

**BRENDAN Mott** 38  
**DEFENSIVE END**  
 6-5 • 240 • So.-1L  
 Iowa City, Iowa  
 Iowa City West

- **Big 12 Defensive Player of the Week (West Virginia)**
- **Academic All-District (College Sports Communicators)**

- A nine-game starter in 2022 after missing a majority of the 2021 season due to various injuries.
- His starts this season have been the first of his career.
- Set career highs in tackles (8), tackles for loss (3.0) and sacks (3.0) at West Virginia en route to Big 12 Defensive Player of the Week honors.
- His 3.0 sacks against the Mountaineers are tied for fourth in school history for a single game and tied for the most by a Big 12 player in a game this year entering bowl season.
- Carded his first-career sack in the 2022 opener against South Dakota, while he also had sacks at Iowa State and against Oklahoma State.
- Registered his first-career pass breakup at Baylor and recovered a fumble for the first time in his career against Oklahoma State.
- Father, Joe, was an All-Big Ten defensive end at Iowa and was selected in the 3rd round of the 1989 NFL Draft by the New York Jets, while he also played for the Green Bay Packers.

## MOTT'S 2022 GAME-BY-GAME STATS

Opponent	U-A-T	TFL	SACK	INT	PD	FF/FR
SOUTH DAKOTA	2-0-2	1.0-7	1.0-7	0	0	0/0
MISSOURI	2-0-2	1.0-14	0.0-0	0	0	0/0
TULANE	1-1-2	0.0-0	0.0-0	0	0	0/0
at Oklahoma	0-1-1	0.0-0	0.0-0	0	0	0/0
TEXAS TECH	2-0-2	0.0-0	0.0-0	0	0	0/0
at Iowa State	1-0-1	1.0-4	1.0-4	0	0	0/0
at TCU	1-2-3	0.0-0	0.0-0	0	0	0/0
OKLAHOMA STATE	2-0-2	1.0-12	1.0-12	0	0	0/1
TEXAS	2-3-5	0.0-0	0.0-0	0	0	0/0
at Baylor	1-0-1	0.0-0	0.0-0	0	1	0/0
at West Virginia	5-3-8	3.0-23	3.0-23	0	0	0/0
KANSAS	0-1-1	0.0-0	0.0-0	0	0	0/0
vs. TCU	0-1-1	0.0-0	0.0-0	0	0	0/0

## CAREER STATS – DEFENSE

Year	G/S	UA-AT-TT	TFL-Yds	Sk-Yds	INT	PD	F/R
2020	1/0	1-0-1	0.0-0	0.0-0	0	0	0/0
2022	13/9	19-12-31	7.0-60	6.0-46	0	1	0/1
<b>TOTAL</b>	<b>15/9</b>	<b>20-12-32</b>	<b>7.0-60</b>	<b>6.0-46</b>	<b>0</b>	<b>1</b>	<b>0/1</b>

**CAREER HIGHS** – Tackles: 8, at West Virginia (11/19/22); Solos: 5, at West Virginia (11/19/22); TFL: 3.0, at West Virginia (11/19/22); Sacks: 3.0, at West Virginia (11/19/22); PD: 1, at Baylor (11/12/22); FR: 1, vs. Oklahoma State (10/29/22).

**HADLEY Panzer** 54  
**OFFENSIVE LINE**  
 6-4 • 300 • So.-1L  
 Lakin, Kan.  
 Lakin

- Started the last 12 games at right guard while also seeing time as a reserve center in the season opener against South Dakota.
- His 12 starts this season are the first of his career.
- Has helped K-State rank 17th nationally and second in the Big 12 entering into bowl season with 209.6 rushing yards per game.
- K-State also ranks third in the Big 12 entering bowl season with 30 rushing touchdowns.

**JACOB Parrish** 10  
**CORNERBACK**  
 5-10 • 177 • Fr.-HS  
 Olathe, Kan.  
 Olathe North

- A true freshman who played in all 13 games as both a reserve cornerback and special teams contributor.
- Played a majority of the game on defense in the Big 12 Championship, setting a career high with four tackles and recording a pass breakup.
- Also batted away passes in the regular-season meeting at TCU and at West Virginia.
- Recovered a fumble against Texas.
- Older brother, Jevon, is a wrestler at Nebraska.

## PARRISH'S 2022 GAME-BY-GAME STATS

Opponent	U-A-T	TFL	SACK	INT	PD	FF/FR
SOUTH DAKOTA	1-0-1	0.0-0	0.0-0	0	0	0/0
TEXAS TECH	1-0-1	0.0-0	0.0-0	0	0	0/0
at TCU	0-1-1	0.0-0	0.0-0	0	1	0/0
OKLAHOMA STATE	2-0-2	0.0-0	0.0-0	0	0	0/0
TEXAS	1-0-1	0.0-0	0.0-0	0	0	0/1
at Baylor	1-0-1	0.0-0	0.0-0	0	0	0/0
at West Virginia	2-1-3	0.0-0	0.0-0	0	1	0/0
vs. TCU	3-1-4	0.0-0	0.0-0	0	1	0/0

## CAREER STATS – DEFENSE

Year	G/S	UA-AT-TT	TFL-Yds	Sk-Yds	INT	PD	F/R
2022	13/0	11-3-14	0.0-0	0.0-0	0	3	0/1
<b>TOTAL</b>	<b>13/0</b>	<b>11-3-14</b>	<b>0.0-0</b>	<b>0.0-0</b>	<b>0</b>	<b>3</b>	<b>0/1</b>

**CAREER HIGHS** – Tackles: 4, vs. TCU (12/3/22); Solos: 3, vs. TCU (12/3/22); PD: 1, three times; FR: 1, vs. Texas (11/5/22).

**VJ Payne** 19  
**SAFETY**  
 6-3 • 192 • Fr.-HS  
 Gainesville, Ga.  
 Buford

- An athletic true freshman who saw time in all 13 games with three starts, including starts each of the previous two games at strong safety.
- Started the season opener at free safety, the first Wildcat true freshman to start at season opener since tight end Jeron Mastrud in 2006 and the first on defense since at least 1988.
- Set a career high with eight tackles against Kansas, and had four more in the Big 12 Championship.

## PAYNE'S 2022 GAME-BY-GAME STATS

Opponent	U-A-T	TFL	SACK	INT	PD	FF/FR
TULANE	0-1-1	0.0-0	0.0-0	0	0	0/0
at Oklahoma	1-0-1	0.0-0	0.0-0	0	0	0/0
at Iowa State	0-1-1	0.0-0	0.0-0	0	0	0/0
at West Virginia	1-1-2	0.0-0	0.0-0	0	0	0/0
KANSAS	7-1-8	0.0-0	0.0-0	0	0	0/0
vs. TCU	3-1-4	0.0-0	0.0-0	0	0	0/0

## CAREER STATS – DEFENSE

Year	G/S	UA-AT-TT	TFL-Yds	Sk-Yds	INT	PD	F/R
2022	13/3	12-5-17	0.0-0	0.0-0	0	0	0/0
<b>TOTAL</b>	<b>13/3</b>	<b>12-5-17</b>	<b>0.0-0</b>	<b>0.0-0</b>	<b>0</b>	<b>0</b>	<b>0/0</b>

**CAREER HIGHS** – Tackles: 8 vs. Kansas (11/26/22); Solos: 7, vs. Kansas (11/26/22).

**JAYLEN Pickle** 93  
**DEFENSIVE END**  
 6-5 • 310 • Sr.-2L  
 Cimarron, Kan.  
 Cimarron

- A big lineman who moved from defensive tackle to defensive end during K-State's transition to the 3-3-5 defensive alignment.
- Set a new career high with five tackles at Oklahoma, while he has a career-best 1.5 tackles for loss against South Dakota.

## PICKLE'S 2022 GAME-BY-GAME STATS

Opponent	U-A-T	TFL	SACK	INT	PD	FF/FR
SOUTH DAKOTA	1-1-2	1.5-2	1.0-2	0	1	0/0
TULANE	3-0-3	0.0-0	0.0-0	0	0	0/0
at Oklahoma	2-3-5	0.5-2	0.5-2	0	0	0/0
TEXAS TECH	1-0-1	0.0-0	0.0-0	0	0	0/0
at Iowa State	1-0-1	0.0-0	0.0-0	0	0	0/0
TEXAS	1-0-1	0.0-0	0.0-0	0	0	0/0
at West Virginia	0-1-1	0.0-0	0.0-0	0	0	0/0
KANSAS	1-0-1	0.0-0	0.0-0	0	0	0/0

## CAREER STATS – DEFENSE

Year	G/S	UA-AT-TT	TFL-Yds	Sk-Yds	INT	PD	F/R
2020	8/2	4-6-10	0.5-1	0.0-0	0	3	0/0
2021	13/5	14-3-17	1.0-2	0.0-0	1	1	0/0
2022	13/0	10-5-15	2.0-4	1.5-4	0	1	0/0
<b>TOTAL</b>	<b>35/7</b>	<b>28-14-42</b>	<b>3.5-7</b>	<b>1.5-4</b>	<b>1</b>	<b>5</b>	<b>0/0</b>

**CAREER HIGHS** – Tackles: 5, vs. Oklahoma (9/24/22); Solos: 4, at Texas (11/26/21); TFL: 1.5, vs. South Dakota (9/3/22); Sacks: 1.0, vs. South Dakota (9/3/22); INT: 1, vs. Southern Illinois (9/11/21); PD: 2, vs. Texas Tech (10/3/20).



**RANDEN Plattner** 42  
LONG SNAPPER  
6-3 • 233 • Sr.-3L  
Parkville, Mo.  
Park Hill

## ► Patrick Mannelly Award Semifinalist

- A semifinalist for the Patrick Mannelly Long Snapper of the Year award who has served as the Wildcats' long snapper on all punts, field goals and extra points over the last three seasons.
- Has been true on all 54 punting snaps and 77 field goal/extra point snaps this year.
- Record his first-career tackle on punt coverage at Iowa State.

**SETH Porter** 16  
WIDE RECEIVER  
5-8 • 170 • Sr.-3L  
Friendswood, Texas  
Clear Springs

- A veteran special teams performer and reserve wide receiver who has seen time in 47 career games, including all 13 contests this season.
- Leads the Wildcats with seven special teams tackles this season, including six on kickoff coverage.
- Returned a kickoff a career-long 26 yards in the Big 12 Championship against TCU.
- Also had a seven-yard reception against Missouri.
- Younger brother, Shane, is also a wide receiver and special teams contributor for the Wildcats.

## PORTER'S 2022 GAME-BY-GAME SPECIAL TEAMS TACKLES

Opponent	KO TKLS	PUNT TKLS	ST TKLS
MISSOURI	1	0	1
at Iowa State	1	0	1
at TCU	2	0	2
KANSAS	1	0	1
vs. TCU	1	1	2

## PORTER'S 2022 GAME-BY-GAME RECEIVING STATS

Opponent	Rec	Yards	TD	Long
MISSOURI	1	7	0	7

## PORTER'S 2022 GAME-BY-GAME KICKOFF RETURN STATS

Opponent	Ret	Yards	TD	Long
vs. TCU	1	26	0	26

## CAREER STATS – SPECIAL TEAMS TACKLES

Year	G	KO TKLS	PUNT TKLS	ST TKLS
2020	9	0	1	1
2022	13	6	1	7
<b>TOTAL</b>	<b>47</b>	<b>6</b>	<b>2</b>	<b>8</b>

**CAREER HIGHS** – Total Tackles: 2, at TCU (10/22/22); Solos: 1, five times.

## CAREER STATS – RECEIVING

Year	G/S	Rec	Yds	Avg	TD	Long
2019	13/0	1	12	12.0	0	12
2022	13/0	1	7	7.0	0	7
<b>TOTAL</b>	<b>47/0</b>	<b>2</b>	<b>19</b>	<b>9.5</b>	<b>0</b>	<b>12</b>

**CAREER HIGHS** – Catches: 1, twice; Yards: 12, vs. Bowling Green (9/7/19); Long Catch: 12, vs. Bowling Green (9/7/19).

## CAREER STATS – KICKOFF RETURNS

Year	G/S	Ret	Yds	Avg	TD	Long
2020	9/0	1	24	24.0	0	24
2021	12/0	2	11	5.5	0	11
2022	13/0	1	26	26.0	0	26
<b>TOTAL</b>	<b>47/0</b>	<b>4</b>	<b>61</b>	<b>15.3</b>	<b>0</b>	<b>26</b>

**CAREER HIGHS** – Returns: 1, four times; Yards: 26, vs. TCU (12/3/22); Long Return: 26, vs. TCU (12/3/22).

## CAREER STATS – RUSHING

Year	G/S	Rush	Yds	Avg	TD	Long
2020	9/0	1	1	1.0	0	1
<b>TOTAL</b>	<b>47/0</b>	<b>1</b>	<b>1</b>	<b>1.0</b>	<b>0</b>	<b>1</b>

**CAREER HIGHS** – Rushes: 1, vs. Oklahoma State (11/7/22); Yards: 1, vs. Oklahoma State (11/7/22); Long Rush: 1, vs. Oklahoma State (11/7/22).

**SHANE Porter** 15  
WIDE RECEIVER  
5-11 • 179 • Fr.-RS  
Friendswood, Texas  
Clear Brook

- A walk-on wide receiver who has become an integral part of K-State's special teams units during his second year in the program.
- Carded a season-high two tackles on kickoff coverage in the Big 12 Championship against TCU, including one he combined with his older brother, Seth, for the takedown.

## PORTER'S 2022 GAME-BY-GAME SPECIAL TEAMS TACKLES

Opponent	KO TKLS	PUNT TKLS	ST TKLS
at Iowa State	0	1	1
at TCU	1	0	1
vs. TCU	2	0	2

## CAREER STATS – SPECIAL TEAMS TACKLES

Year	G	KO TKLS	PUNT TKLS	ST TKLS
2022	12	3	1	4
<b>TOTAL</b>	<b>12</b>	<b>3</b>	<b>1</b>	<b>4</b>

**CAREER HIGHS** – Total Tackles: 2, vs. TCU (12/3/22); Solos: 1, vs. TCU (12/3/22).

**DESMOND Purnell** 32  
LINEBACKER  
5-11 • 214 • Fr.-RS  
Topeka, Kan.  
Hayden

## ► Academic All-District (College Sports Communicators)

- A second-year member of the program who played safety in high school but has moved to linebacker in college.
- Played in all 13 games this season, including the Oklahoma State contest when he recorded his first-career start.
- Tallied a season-high five tackles at West Virginia.
- Had two pass breakups at Iowa State when he was forced to play on a career-high 58 plays due to other injured defenders.
- Recovered a fumble against Kansas.
- Earned Academic All-District honors from College Sports Communicators.

## PURNELL'S 2022 GAME-BY-GAME STATS

Opponent	U-A-T	TFL	SACK	INT	PD	FF/FR
SOUTH DAKOTA	1-2-3	0.5-0	0.0-0	0	0	0/0
at Oklahoma	1-1-2	0.5-0	0.0-0	0	0	0/0
TEXAS TECH	1-1-2	0.0-0	0.0-0	0	0	0/0
at Iowa State	0-3-3	0.0-0	0.0-0	0	2	0/0
OKLAHOMA STATE	1-0-1	0.0-0	0.0-0	0	0	0/0
TEXAS	1-0-1	0.0-0	0.0-0	0	0	0/0
at West Virginia	1-4-5	0.0-0	0.0-0	0	0	0/0
KANSAS	0-0-0	0.0-0	0.0-0	0	0	0/1
vs. TCU	1-0-1	0.0-0	0.0-0	0	0	0/0

## CAREER STATS – DEFENSE

Year	G/S	UA-AT-TT	TFL-Yds	Sk-Yds	INT	PD	F/R
2022	13/1	7-11-18	1.0-0	0.0-0	0	2	0/1
<b>TOTAL</b>	<b>13/1</b>	<b>7-11-18</b>	<b>1.0-0</b>	<b>0.0-0</b>	<b>0</b>	<b>2</b>	<b>0/1</b>

**CAREER HIGHS** – Tackles: 5, at West Virginia (11/19/22); Solos: 1, seven times; TFL: 0.5, twice; PD: 2, at Iowa State (10/8/22); FR: 1, vs. Kansas (11/26/22).





- All-Big 12 Second Team (Coaches)
- HM Big 12 Defensive Newcomer of the Year (Coaches)
- Big 12 Newcomer of the Week (Oklahoma)

- A big-hitting safety who ranks fourth on the team in tackles despite suffering a season-ending injury at Baylor.
- Earned All-Big 12 Second Team honors from the league's coaches in addition to picking up votes for the Big 12 Defensive Newcomer of the Year award.
- Totaled three interceptions this season to tie for 38th nationally and third in the Big 12 entering bowl season.
- Had a season-high 11 tackles in K-State's win at No. 6 Oklahoma en route to Big 12 Newcomer of the Week honors.
- Had tackles for loss against South Dakota, Texas Tech and Texas, the latter coming on a third down stop to give the ball back to the Wildcats with a chance to tie the game late in the fourth quarter.
- Tallied interceptions in back-to-back games against Missouri and Tulane, teaming with Daniel Green to give K-State the same two players with picks in the same consecutive games since 2014 (Dante Barnett and Randall Evans vs. West Virginia and Kansas).

**SAVAGE'S 2022 GAME-BY-GAME STATS**

Opponent	U-A-T	TFL	SACK	INT	PD	FF/FR
SOUTH DAKOTA	2-0-2	1.0-4	0.0-0	0	0	0/0
MISSOURI	2-1-3	0.0-0	0.0-0	1	1	0/0
TULANE	7-0-7	0.0-0	0.0-0	1	1	0/0
at Oklahoma	8-3-11	0.0-0	0.0-0	0	0	0/0
TEXAS TECH	8-1-9	1.0-2	0.0-0	0	0	1/0
at Iowa State	4-1-5	0.0-0	0.0-0	0	0	0/0
at TCU	3-3-6	0.0-0	0.0-0	0	0	0/0
OKLAHOMA STATE	4-0-4	0.0-0	0.0-0	0	0	0/0
TEXAS	5-3-8	1.0-5	0.0-0	0	0	0/0
at Baylor	2-1-3	0.0-0	0.0-0	1	1	0/0

**CAREER STATS – DEFENSE**

Year	G/S	UA-AT-TT	TFL-Yds	Sk-Yds	INT	PD	F/R
2022	10/10	45-13-58	3.0-11	0.0-0	3	3	1/0
<b>TOTAL</b>	<b>10/10</b>	<b>45-13-58</b>	<b>3.0-11</b>	<b>0.0-0</b>	<b>3</b>	<b>3</b>	<b>1/0</b>

**CAREER HIGHS** – Tackles: 11, at Oklahoma (9/26/22); Solos: 8, twice; TFL: 1.0, three times; INT: 1, three times; PD: 1, three times; FF: 1, vs. Texas Tech (10/1/22).



- Has played in all 13 games this year, primarily on special teams.
- Also saw time as a reserve running back against Oklahoma State.
- Transferred to K-State from Western Illinois prior to the 2020 season and has played in 16 games for the Wildcats over the last two years.



**KOBE SAVAGE**



- A transfer from Garden City CC who has seen time in every game during his first year at K-State.
- Carded a season-high two tackles – including a one for a loss – against South Dakota, while he had another TFL against Missouri.
- Knocked down a pair of passes late in the game at Oklahoma to help preserve the victory.
- Played in just six games as a senior at Molokai High School before beginning his collegiate career at Garden City CC.
- The first ever Division I scholarship player to hail from Molokai High School.

**SEUMALO'S 2022 GAME-BY-GAME STATS**

Opponent	U-A-T	TFL	SACK	INT	PD	FF/FR
SOUTH DAKOTA	2-0-2	1.0-1	0.0-0	0	0	0/0
MISSOURI	1-0-1	1.0-2	0.0-0	0	0	0/0
at Oklahoma	0-0-0	0.0-0	0.0-0	0	2	0/0
OKLAHOMA STATE	1-0-1	0.0-0	0.0-0	0	0	0/0
at West Virginia	0-1-1	0.0-0	0.0-0	0	0	0/0

**CAREER STATS – DEFENSE**

Year	G/S	UA-AT-TT	TFL-Yds	Sk-Yds	INT	PD	F/R
2022	13/0	4-1-5	2.0-3	0.0-0	0	2	0/0
<b>TOTAL</b>	<b>13/0</b>	<b>4-1-5</b>	<b>2.0-3</b>	<b>0.0-0</b>	<b>0</b>	<b>2</b>	<b>0/0</b>

**CAREER HIGHS** – Tackles: 2, vs. South Dakota (9/3/22); Solos: 2, vs. South Dakota (9/3/22); TFL: 1.0, twice; PD: 2, at Oklahoma (9/24/22).



- All-Big 12 First Team (Coaches)
- Academic All-District (College Sports Communicators)

- One of the top tight end/fullbacks in the Big 12 who emerged as the season progressed en route to All-Big 12 First Team honors.
- Has 28 receptions for 399 yards and four touchdowns this season.
- Enters the Sugar Bowl ranked eighth in school history in single-season receiving yards by a tight end.
- It is the most receiving yards by a K-State tight end since Jaren Mastrod in 2008 (435 yards).
- Set career highs in career highs in catches (7), yards (89) and touchdowns (2) at Baylor.
- It was the first time a K-State tight had multiple touchdown catches in a game since Jarrett Grosdidier vs. Indiana State in 1996.
- His seven receptions were the most by a Wildcat tight end since Rashaad Norwood had seven at Baylor in 2006.
- Also topped the 80-yard mark and had another touchdown the next week at West Virginia.
- His fourth touchdown of the season was the Wildcats' first score in the Big 12 Championship, a six-yard reception on a fourth down play.
- Has at least one catch in 12 of K-State's 13 games this season.
- Attended the same high school that produced head coach Chris Klieman.
- Earned Academic All-District honors from College Sports Communicators.



## SINNOTT'S 2022 GAME-BY-GAME STATS

Opponent	Rec	Yards	TD	Long
SOUTH DAKOTA	2	12	0	8
MISSOURI	1	3	0	3
TULANE	2	7	0	4
at Oklahoma	4	80	0	27
TEXAS TECH	1	6	0	6
at Iowa State	1	5	0	5
OKLAHOMA STATE	1	25	0	25
TEXAS	3	44	0	20
at Baylor	7	89	2	23
at West Virginia	3	85	1	39
KANSAS	1	11	0	11
vs. TCU	2	32	1	26

## CAREER STATS – RECEIVING

Year	G/S	Rec	Yds	Avg	TD	Long
2021	12/2	2	15	7.5	0	11
2022	13/13	28	399	14.3	4	39
<b>TOTAL</b>	<b>25/15</b>	<b>40</b>	<b>414</b>	<b>13.8</b>	<b>4</b>	<b>39</b>

**CAREER HIGHS** – Catches: 7, at Baylor (11/12/22); Yards: 89, at Baylor (11/12/22); TD: 2, at Baylor (11/12/22); Long Catch: 39, at West Virginia (11/29/22).

## CAREER STATS – RUSHING

Year	G/S	Rush	Yds	Avg	TD	Long
2021	12/2	3	12	4.0	1	9
<b>TOTAL</b>	<b>25/15</b>	<b>3</b>	<b>12</b>	<b>4.0</b>	<b>1</b>	<b>9</b>

**CAREER HIGHS** – Rushes: 1, three times; Yards: 9, vs. Oklahoma (10/2/21); TD: 1, at Kansas (11/6/21); Long Rush: 9, vs. Oklahoma (10/2/21).

**CODY**  
*Stufflebean*  
**47**  
DEFENSIVE END  
6-4 • 257 • So.-SQ  
McPherson, Kan.  
McPherson

- An in-state product who originally came to K-State as a tight end but transitioned to defensive end during the latter half of 2021.
- Saw time in all 13 games as a reserve defensive end while also contributing on special teams.
- Recorded single tackles in four games.

## STUFFLEBEAN'S 2022 GAME-BY-GAME STATS

Opponent	U-A-T	TFL	SACK	INT	PD	FF/FR
SOUTH DAKOTA	1-0-1	0-0-0	0-0-0	0	0	0/0
MISSOURI	1-0-1	0-0-0	0-0-0	0	0	0/0
at Oklahoma	0-1-1	0-0-0	0-0-0	0	0	0/0
at Iowa State	0-1-1	0-0-0	0-0-0	0	0	0/0

## CAREER STATS – DEFENSE

Year	G/S	UA-AT-TT	TFL-Yds	Sk-Yds	INT	PD	F/R
2022	13/0	2-2-4	0-0-0	0-0-0	0	0	0/0
<b>TOTAL</b>	<b>13/0</b>	<b>2-2-4</b>	<b>0-0-0</b>	<b>0-0-0</b>	<b>0</b>	<b>0</b>	<b>0/0</b>

**CAREER HIGHS** – Tackles: 1, four times; Solos: 1, twice.

**WILL**  
*Swanson*  
**83**  
TIGHT END  
6-5 • 244 • So.-1L  
Papillion, Neb.  
La Vista South

- Played in all 13 games this season as both a reserve tight end and on special teams.
- Hauled in his first two career receptions against South Dakota, including an 18-yard catch.

## SWANSON'S 2022 GAME-BY-GAME STATS

Opponent	Rec	Yards	TD	Long
SOUTH DAKOTA	2	23	0	18

## CAREER STATS – RECEIVING

Year	G/S	Rec	Yds	Avg	TD	Long
2022	13/0	2	23	11.5	0	18
<b>TOTAL</b>	<b>13/0</b>	<b>2</b>	<b>23</b>	<b>11.5</b>	<b>0</b>	<b>18</b>

**CAREER HIGHS** – Catches: 2, vs. South Dakota (9/3/22); Yards: 23, vs. South Dakota (9/3/22); Long Catch: 18, vs. South Dakota (9/3/22).



**BEN SINNOTT**





**CHRIS**  
*Tennant*

PLACE KICKER  
6-5 • 220 • So.-1L  
Shawnee, Kan.  
Mill Valley

- Served as the primary place kicker over the final five regular-season games of 2021 and the first seven games this season.
- Has connected on 9-of-14 field goal attempts this season and 23-of-25 field goal attempts this season.
- Was true on a career-high three field goal against Texas Tech and tied his career high with five extra points at Oklahoma.

**TENNANT'S 2022 GAME-BY-GAME STATS**

Opponent	FGM-A	SEQUENCE	XPM-A
SOUTH DAKOTA	0-1	43	4-5
MISSOURI	2-3	(35), 31 (37)	4-5
TULANE	1-1	(22)	1-1
at Oklahoma	2-2	(23), (29)	5-5
TEXAS TECH	3-3	(29), (26), (32)	4-4
at Iowa State	1-2	33, (30)	1-1
TCU	0-2	44, 40	4-4

(-) Denotes field goal made

**CAREER STATS – FIELD GOALS**

Year	FGM-A	Pct	1-19	20-29	30-39	40-49	50+
2021	5-8	62.5	0-0	2-4	1-2	1-1	1-1
2022	9-14	64.3	0-0	5-5	4-6	0-3	0-0
<b>TOTAL</b>	<b>14-22</b>	<b>63.6</b>	<b>0-0</b>	<b>7-9</b>	<b>5-8</b>	<b>1-4</b>	<b>1-1</b>

**CAREER HIGHS – Field Goals:** 3, vs. Texas Tech (10/1/22); **Long:** 51, at Texas (11/26/21); **Extra Points:** 5, twice.



**KADE**  
*Warner*

WIDE RECEIVER  
6-1 • 204 • Sr.-1L  
Scottsdale, Ariz.  
Univ. of Nebraska

- In his second year at K-State – and sixth year of college football overall – as he transferred in prior to the 2021 season from Nebraska.
- Set career highs in catches and yards this season, while he has tallied the first five touchdowns of his career this year.
- Registered at least four catches in five of the last six games, including a career-high five against Oklahoma State, Texas and TCU.
- Had a career-high two touchdowns against the Cowboys, including a 38-yard reception on fourth down to open the scoring in a 48-0 victory.
- Carded 97 yards against Oklahoma State, a career best.
- Has at least one catch in 12 of 13 games this year.
- Hauled in his first-career touchdown on a 21-yard catch against Tulane.
- Teammates at Nebraska with current K-State quarterback Adrian Martinez.
- Selected a team captain for the 2022 season.
- Son of Pro Football Hall of Fame quarterback Kurt Warner, who is a current analyst on NFL Network.
- Kurt played quarterback at Northern Iowa from 1989 to 1993, as he was teammates with current K-State head coach Chris Klieman.



**KADE WARNER**

**WARNER'S 2022 GAME-BY-GAME RECEIVING STATS**

Opponent	Rec	Yards	TD	Long
SOUTH DAKOTA	3	10	0	6
MISSOURI	1	4	0	4
TULANE	4	46	1	21
at Oklahoma	3	26	0	16
TEXAS TECH	3	47	0	20
at TCU	2	40	1	28
OKLAHOMA STATE	5	97	2	41
TEXAS	5	52	1	25
at Baylor	4	26	0	17
at West Virginia	4	16	0	8
KANSAS	2	22	0	13
vs. TCU	5	22	0	7

**WARNER'S 2022 GAME-BY-GAME RUSHING STATS**

Opponent	Rush	Yards	TD	Long
MISSOURI	1	2	0	2
at TCU	2	19	0	11

**CAREER STATS – RECEIVING**

Year	G/S	Rec	Yds	Avg	TD	Long
2018*	8/7	17	95	5.6	0	14
2019*	7/5	8	101	12.6	0	26
2020*	8/4	5	40	8.0	0	13
2021	13/0	14	166	11.9	0	26
2022	13/9	41	408	10.0	5	41
<b>TOTAL</b>	<b>49/25</b>	<b>85</b>	<b>810</b>	<b>9.5</b>	<b>5</b>	<b>41</b>

**CAREER HIGHS – Catches:** 5, three times; **Yards:** 97, vs. Oklahoma State (10/29/22); **TD:** 1, five times; **Long Catch:** 41, vs. Oklahoma State (10/29/22). \* at Nebraska

**CAREER STATS – RUSHING**

Year	G/S	Rush	Yds	Avg	TD	Long
2018*	8/7	1	4	4.0	0	4
2022	13/9	3	21	7.0	0	11
<b>TOTAL</b>	<b>49/25</b>	<b>4</b>	<b>25</b>	<b>6.3</b>	<b>0</b>	<b>11</b>

**CAREER HIGHS – Rushes:** 2, at TCU (10/22/22); **Yards:** 19, at TCU (10/22/22); **Long Rush:** 11, at TCU (10/22/22). \* at Nebraska



**SAMMY**  
*Wheeler*

TIGHT END  
6-5 • 241 • Sr.-3L  
Lenexa, Kan.  
St. James Academy

- A veteran tight end who has played in 40 career games, including each of the last 26 contests after injuries cut his seasons short in 2019 and 2020.
- Hauled in a 42-yard touchdown pass against Kansas, the longest reception for a touchdown in his career and the second-longest overall catch of his career.
- Also scored on a nine-yard pass at TCU.
- Originally came to K-State as a quarterback before switching to tight end following his true freshman season.

**WHEELER'S 2022 GAME-BY-GAME RECEIVING STATS**

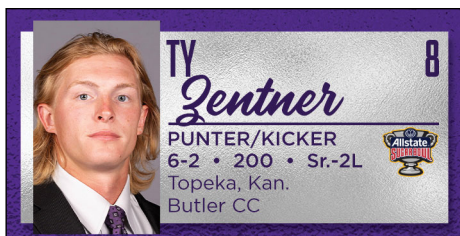
Opponent	Rec	Yards	TD	Long
SOUTH DAKOTA	1	10	0	10
TULANE	1	9	0	9
TEXAS TECH	1	3	0	3
at TCU	1	9	1	9
TEXAS	1	8	0	8
at West Virginia	2	44	0	33
KANSAS	1	42	1	42

**CAREER STATS – RECEIVING**

Year	G/S	Rec	Yds	Avg	TD	Long
2019	7/0	4	78	19.5	0	39
2020	7/1	7	134	19.1	1	58
2021	13/2	15	151	10.1	1	35
2022	13/6	8	125	15.6	2	42
<b>TOTAL</b>	<b>40/9</b>	<b>34</b>	<b>488</b>	<b>14.4</b>	<b>4</b>	<b>58</b>

**CAREER HIGHS – Catches:** 3, three times; **Yards:** 58, vs. Oklahoma (11/7/20); **TD:** 1, four times; **Long Catch:** 58, vs. Oklahoma State (11/7/20).





- **Ray Guy Award Semifinalist**
- **All-Big 12 Second Team (Coaches)**
- **Big 12 Special Teams Player of the Week (Oklahoma State)**
- **Ray's 8 (Missouri, Texas)**

- One of four FBS players – and the only one from a Power 5 school – to handle a majority of the team's punting, kickoffs and field goals/extra points during the 2022 season.
- Joins Cincinnati's Ryan Coe, Georgia State's Michael Hayes and San Diego State's Jack Browning as the only four to handle all three disciplines.
- Earned All-Big 12 Second Teams honors as a punter from the league's coaches as he ranks 17th nationally and second in the Big 12 with a 44.7-yard average.
- Enters the Sugar Bowl ranked second in school history in season punting average, which included a 54.25-yard average against Missouri to rank second in a game in school history (minimum four attempts).
- Boomed a 72-yard punt against Kansas, the longest in the Big 12 this season and the longest by a Wildcat since James Garcia had a 78-yarder at Texas in 1998.
- Has 26 punts this season that have been downed inside the opponent's 20-yard line, a career best.
- Holds a career 43.42-yard punting average to rank second in school history.
- Has been true on all nine field goal attempts and 29 extra-point attempts since taking over placements prior to the Oklahoma State game.

- Was true on a 31-yard field goal in overtime to send K-State to a 31-28 victory over TCU in the 2022 Big 12 Championship.
- Connected on a career-long field goal of 53 yards at West Virginia, tied for the 10th longest by a Wildcat and the longest since Blake Lynch also had a 53-yarder at TCU in 2020.
- His long field goal at West Virginia tied for the longest in Milan Puskar Stadium history by an opponent and was the second longest in the Big 12 this season.
- Was true on a career-high six extra points against Oklahoma State, West Virginia and Kansas.
- Has totaled 49 touchbacks on 82 kickoffs (59.8%) this season and is 129-of-217 (59.4%) over the last four seasons.

#### ZENTNER'S 2022 GAME-BY-GAME PUNTING STATS

Opponent	Punts	Yards	Avg.	Lg	50+	i20
SOUTH DAKOTA	5	202	40.4	49	0	1
MISSOURI	4	217	54.2	66	3	2
TULANE	7	298	42.6	57	2	3
at Oklahoma	5	237	47.4	54	2	2
TEXAS TECH	5	184	36.8	47	0	2
at Iowa State	6	253	42.2	52	3	3
at TCU	2	76	38.0	44	0	2
OKLAHOMA STATE	4	153	38.2	51	1	2
TEXAS	3	161	53.7	61	2	1
at Baylor	2	71	35.5	48	0	2
at West Virginia	1	56	56.0	56	1	0
KANSAS	3	188	62.7	72	3	2
vs. TCU	7	319	45.6	56	2	4

#### ZENTNER'S 2022 GAME-BY-GAME PLACEMENT STATS

Opponent	FGM-A	SEQUENCE	XPM-A
OKLAHOMA STATE	2-2	(23), (29)	6-6
TEXAS	2-2	(22), (28)	3-3
at Baylor	1-1	(31)	4-4
at West Virginia	2-2	(46), (53)	6-6
KANSAS	1-1	(27)	6-6
vs. TCU	1-1	(31)	4-4

() - Denotes field goal made

#### ZENTNER'S 2022 GAME-BY-GAME KICKOFF STATS

Opponent	KO	Yards	Avg	TB
SOUTH DAKOTA	6	384	64.0	5
MISSOURI	8	490	61.2	2
TULANE	2	129	64.5	1
at Oklahoma	7	440	62.9	5
TEXAS TECH	8	508	63.5	5
at Iowa State	3	175	58.3	1
at TCU	5	310	62.0	3
OKLAHOMA STATE	9	570	63.3	5
TEXAS	6	390	65.0	6
at Baylor	6	384	64.0	5
at West Virginia	9	568	63.1	6
KANSAS	8	514	64.2	4
vs. TCU	5	285	57.0	1

#### CAREER STATS - PUNTING

Year	G	No.	Yds	Avg.	Long	In 20
2020	10	28	1,142	40.8	65	14
2021	13	39	1,697	43.5	63	16
2022	13	54	2,415	44.7	72	26
<b>TOTAL</b>	<b>40</b>	<b>121</b>	<b>5,254</b>	<b>43.4</b>	<b>72</b>	<b>56</b>

**CAREER HIGHS** – Punts: 7, twice; Average: 62.7, vs. Kansas (11/26/22); Long: 72, vs. Kansas (11/26/22); 50-Plus: 5, at Oklahoma State (9/25/21); Inside 20: 4, twice.

#### CAREER STATS – FIELD GOALS


Year	FGM-A	Pct	1-19	20-29	30-39	40-49	50+
2021	0-1	.000	0-0	0-0	0-0	0-0	0-1
2022	9-9	1.000	0-0	5-5	2-2	1-1	1-1
<b>TOTAL</b>	<b>9-10</b>	<b>.900</b>	<b>0-0</b>	<b>5-5</b>	<b>2-2</b>	<b>1-1</b>	<b>1-2</b>

**CAREER HIGHS** – Field Goals: 2, three times; Long: 53, at West Virginia (11/19/22); Extra Points: 6, twice.

#### CAREER STATS – KICKOFFS

Year	No	Yards	Avg	TB
2019	18	1,085	60.3	14
2020	47	2,827	60.1	29
2021	70	4,303	61.5	37
2022	82	5,147	62.8	49
<b>TOTAL</b>	<b>217</b>	<b>13,362</b>	<b>61.6</b>	<b>129</b>

**CAREER HIGHS** – Kickoffs: 9, three times; Average: 65.0, six times; Touchbacks: 6, five times.



**TY ZENTNER**







**#53 DRAKE BEQUEAITH**  
OL • 6-6 • 269 • Fr.-HS  
Colleyville, Texas  
Grapevine




**#35 DYLAN BEQUEAITH**  
FB • 6-1 • 230 • Fr.-HS  
Colleyville, Texas  
Grapevine



**#51 SHADRYON BLANKA**  
LB • 6-1 • 213 • Fr.-HS  
St. Francis, Kan.  
Saint Francis Community



**#32 EVAN CANTU**  
RB • 5-8 • 192 • Fr.-HS  
Wichita, Kan.  
Maize South




**#63 MICHAEL CAPRIA**  
OL • 6-1 • 289 • Fr.-HS  
Kansas City, Mo.  
Liberty



**#5 JUSTICE CLEMONS**  
CB • 5-10 • 199 • Jr.-TR  
West Columbia, Texas  
Tyler JC



**#58 CARTEZ CROOK-JONES**  
DE • 6-4 • 270 • Sr.-1L  
Grandview, Mo.  
Grandview



**#29 JAX DINEEN**  
FB • 5-10 • 244 • Sr.-3L  
Lawrence, Kan.  
Free State




**#14 JET DINEEN**  
S • 5-10 • 186 • Fr.-HS  
Lawrence, Kan.  
Free State




**#34 TREVOR ERICKSON**  
S • 6-3 • 197 • Fr.-RS  
Chapman, Kan.  
Chapman




**#26 ANTHONY FRIAS II**  
RB • 5-10 • 210 • So.-TR  
Turlock, Calif.  
Modesto JC



**#13 JOE HALL III**  
S • 6-0 • 205 • Fr.-HS  
Manhattan, Kan.  
Manhattan



**#10 BRENEH HAWKINS**  
WR • 6-3 • 211 • Fr.-RS  
Colleyville, Texas  
Heritage



**#75 SAM HECHT**  
OL • 6-4 • 290 • Fr.-RS  
Shawnee, Kan.  
Mill Valley




**#26 LUKE HIRSH**  
S • 5-11 • 186 • Fr.-HS  
Newton, Kan.  
Newton



**#17 OZZIE HOFFLER**  
DE • 6-2 • 223 • Fr.-RS  
Atlanta, Ga.  
Woodward Academy



**#25 GABE HOOVER**  
WR • 6-0 • 193 • Jr.-SQ  
McPherson, Kan.  
McPherson



**#27 JAKE HUGGINS**  
FB • 6-5 • 225 • Jr.-SQ  
Cumming, Ga.  
West Forsyth



**#56 DAMIAN ILALIO**  
NG • 6-1 • 288 • Fr.-RS  
Manhattan, Kan.  
Manhattan



**#0 JADON JACKSON**  
WR • 6-1 • 195 • Jr.-TR  
Centeron, Ark.  
Univ. of Mississippi



**#3 DARELL JONES**  
CB • 5-11 • 170 • Fr.-RS  
Coffeyville, Kan.  
Field Kindley



**#12 PARKER KAVANAGH**  
QB • 6-1 • 192 • Fr.-HS  
Salina, Kan.  
Salina Central



**#74 ALEX KEY**  
OL • 6-3 • 298 • Fr.-HS  
Derby, Kan.  
Derby



**#71 JALEN KLEMM**  
OL • 6-5 • 272 • Fr.-HS  
Mars, Pa.  
Pine-Richland



**#84 ISAAC KOCH**  
WR • 6-1 • 185 • Fr.-HS  
Olathe, Kan.  
Rockhurst




**#24 TREY KRAUSE**  
S • 6-1 • 190 • Fr.-RS  
Olathe, Kan.  
Olathe West



**#7 ADRYAN LARA**  
QB • 6-0 • 210 • Fr.-HS  
Leawood, Kan.  
Desert Edge



**#6 STERLING LOCKETT**  
WR • 5-9 • 160 • Fr.-HS  
Goood, Kan.  
Blue Valley



**#87 BRAYDEN LOFTIN**  
TE • 6-4 • 224 • Fr.-HS  
Omaha, Neb.  
Lewis Central (IA)



**#13 XAVIER LOYD**  
WR • 6-2 • 180 • Fr.-RS  
Blue Springs, Mo.  
Blue Springs






**#28 VAUGHN MALONE**  
CB • 6-0 • 187 • Jr.-SQ  
Austin, Texas  
St. Michael's Catholic Academy



**#20 COLBY MCALISTER**  
CB • 5-9 • 188 • Fr.-HS  
Houston, Texas  
Clear Brook




**#40 GAVIN MEYERS**  
LB • 6-2 • 231 • Fr.-HS  
Hays, Kan.  
Hays




**#72 WITT MITCHUM**  
OL • 6-6 • 270 • So.-SQ  
McKenzie, Tenn.  
McKenzie



**#88 ERWIN NASH**  
WR • 6-2 • 209 • Fr.-HS  
Olathe, Kan.  
Olathe South




**#86 GARRETT OAKLEY**  
TE • 6-4 • 219 • Fr.-HS  
Columbus, Neb.  
Scotus Central Catholic




**#45 MASON OLGUIN**  
LS • 6-0 • 230 • So.-TR  
Edmond, Okla.  
Dodge City CC



**#44 TOBI OSUNSANMI**  
LB • 6-2 • 216 • Fr.-HS  
Wichita, Kan.  
Wichita East



**#57 BEAU PALMER**  
LB • 6-2 • 222 • So.-SQ  
Overland Park, Kan.  
Blue Valley



**#78 JOHN PASTORE**  
OL • 6-6 • 272 • Fr.-HS  
Erie, Colo.  
Erie



**#43 JORDAN PERRY**  
S • 6-2 • 185 • Fr.-HS  
Jefferson, Ga.  
Jefferson



**#89 ERIK PIZARRO**  
WR • 5-10 • 208 • Sr.-TR  
Rio Hondo, Texas  
Lamar Univ.



**#69 TAYLOR POITIER**  
OL • 6-3 • 291 • Jr.-1L  
Kansas City, Kan.  
Bishop Miege



**#90 DONOVAN RIEMAN**  
DE • 6-3 • 237 • Fr.-HS  
Enid, Okla.  
Enid



**#2 JAKE RUBLEY**  
QB • 6-3 • 210 • Fr.-RS  
Highlands Ranch, Colo.  
Highlands Ranch




**#49 ANDREW SCHMELZLE**  
DE • 6-4 • 216 • Fr.-RS  
Sabetha, Kan.  
Sabetha



**#66 SAM SHIELDS**  
OL • 6-4 • 298 • So.-SQ  
Manhattan, Kan.  
Manhattan



**#96 LEYTON SIMMERING**  
K • 6-0 • 158 • Fr.-HS  
Rosemount, Minn.  
Rosemount



**#68 JACKSON SMITH**  
OL • 6-3 • 275 • So.-SQ  
St. Paul, Minn.  
St. Thomas Academy



**#30 GRANT SNOWDEN**  
K • 6-1 • 163 • Fr.-HS  
Manhattan, Kan.  
Manhattan



**#37 ANDREW SONNER**  
TE • 6-4 • 244 • Fr.-RS  
Olathe, Kan.  
Olathe East



**#33 NICKENDRE STIGER**  
S • 5-10 • 185 • Jr.-TR  
Wichita, Kan.  
Butler CC



**#14 TYSON STRUBER**  
WR • 6-2 • 199 • Fr.-HS  
Galva, Kan.  
Canton-Galva



**#94 TITUS TUIASOSOPO**  
NG • 6-0 • 318 • Fr.-RS  
Manhattan, Kan.  
Wamego



**#76 KINGSLEY UGWU**  
OL • 6-4 • 295 • Jr.-RS  
Tucson, Ariz.  
Hutchinson CC



**#47 La'JAMES WHITE**  
RB • 5-7 • 185 • Fr.-TR  
Kansas City, Kan.  
Air Force



**#77 CARVER WILLIS**  
OL • 6-5 • 288 • So.-SQ  
Durango, Colo.  
Durango



**#48 ZACH WITTENBERG**  
LB • 6-1 • 219 • So.-TR  
El Dorado, Kan.  
Butler CC



**#0 JORDAN WRIGHT**  
CB • 6-1 • 175 • Jr.-TR  
Memphis, Tenn.  
Fullerton College

## K-STATE FOOTBALL

- Football Writers Association of America (FWAA) National Team of the Week (Oklahoma)
- Offensive Line: Joe Moore Award midseason watch list

## CHRIS KLIEMAN

- Bobby Dodd Trophy Midseason Watch List
- Bobby Dodd Trophy National Coach of the Week (Oklahoma)

## JOE KLANDERMAN

- Frank Broyles Award nominee

## NICK ALLEN

- Academic All-District (College Sports Communicators)

## FELIX ANUDIKE-UZOMAH

- Lott IMPACT Trophy finalist
- Second Team All-American (Walter Camp, Football Writers Association of America, American Football Coaches Association, CBS Sports)
- Third Team All-American (Associated Press)
- Big 12 Defensive Player of the Year (Coaches, Associated Press)
- Big 12 Defensive Lineman of the Year (Coaches)
- All-Big 12 First Team (Coaches, Associated Press)
- Chuck Bednarik Award semifinalist
- Rotary Lombardi Award semifinalist
- Lott IMPACT Trophy Player of the Week (Texas Tech)
- Midseason All-American (ESPN, The Athletic, Sporting News, CBS Sports, Athlon)
- Bronko Nagurski Trophy watch list
- Lombardi Award watch list

## COOPER BEEBE

- First Team All-American (*Sporting News, The Athletic*)
- Second Team All-American (Associated Press, CBS Sports, Pro Football Focus)
- Big 12 Offensive Lineman of the Year (Coaches)
- All-Big 12 First Team (Coaches, Associated Press)
- Academic All-District (College Sports Communicators)
- Outland Trophy watch list
- Lombardi Award watch list

## EKOW BOYE-DOE

- All-Big 12 Honorable Mention (Coaches)

## JULIUS BRENTS

- All-Big 12 First Team (Coaches)
- All-Big 12 Second Team (Associated Press)
- Jim Thorpe Award watch list
- Senior Bowl watch list

## PHILLIP BROOKS

- All-Big 12 Second Team [kr/pr] (Coaches)
- Honorable Mention Big 12 Special Teams Player of the Year (Coaches)
- Big 12 Special Teams Player of the Week (Missouri)

## DRAKE CHEATUM

- Big 12 Newcomer of the Week (Baylor)

## KHALID DUKE

- Big 12 Defensive Player of the Week (Texas Tech)

## DJ GIDDENS

- Honorable Mention Big 12 Offensive Freshman of the Year (Coaches)

## HAYDEN GILLUM

- All-Big 12 Honorable Mention (Coaches)

## DANIEL GREEN

- All-Big 12 Honorable Mention (Coaches)
- Senior Bowl watch list

## JOSH HAYES

- Midseason All-Portal Team (The Athletic)
- Big 12 Defensive Player of the Week (Iowa State)

## WILL HOWARD

- Manning Award Star of the Week (Oklahoma State)
- Big 12 Offensive Player of the Week (Oklahoma State)
- AFCA Good Works Team Nominee
- Wuerffel Trophy watch list

## ELI HUGGINS

- All-Big 12 Honorable Mention (Coaches)

## MALIK KNOWLES

- Second Team All-American [all-purpose] (CBS Sports)
- All-Big 12 Second Team (Coaches)
- Paul Hornung Award watch list
- Senior Bowl watch list

## KT LEVESTON

- All-Big 12 Honorable Mention (Coaches)

## ADRIAN MARTINEZ

- Honorable Mention All-Big 12 (Coaches)
- Honorable Mention Big 12 Offensive Newcomer of the Year (Coaches)
- Big 12 Newcomer of the Week (Texas Tech)
- Davey O'Brien Award Great 8 (Texas Tech)
- Davey O'Brien Award National QB of the Week (Oklahoma)
- Big 12 Offensive Player of the Week (Oklahoma)
- Manning Award Star of the Week (Oklahoma, Texas Tech)
- Maxwell Award watch list
- Johnny Unitas Golden Arm Award watch list
- Senior Bowl watch list
- William V. Campbell Trophy Semifinalist

## AUSTIN MOORE

- All-Big 12 Honorable Mention (Coaches)
- Academic All-District (College Sports Communicators)

## BRENDAN MOTT

- Big 12 Defensive Player of the Week (West Virginia)
- Academic All-District (College Sports Communicators)

## RANDEN PLATTNER

- Patrick Mannelly Award semifinalist

## DESMOND PURNELL

- Academic All-District (College Sports Communicators)

## KOBE SAVAGE

- All-Big 12 Second Team (Coaches)
- Honorable Mention Big 12 Defensive Newcomer of the Year (Coaches)
- Big 12 Newcomer of the Week (Oklahoma)

## BEN SINNOTT

- All-Big 12 First Team (Coaches)
- Academic All-District (College Sports Communicators)

## DEUCE VAUGHN

- First Team All-American [all-purpose] (Associated Press, American Football Coaches Association, *Sporting News, The Athletic*)
- Doak Walker Award semifinalist
- Earl Campbell Tyler Rose Award semifinalist
- All-Big 12 First Team [all-purpose] (Associated Press)
- All-Big 12 Second Team (Coaches, Associated Press)
- Honorable Mention Big 12 Offensive Player of the Year (Coaches)
- Earl Campbell Tyler Rose Award Player of the Week (Oklahoma State)
- Maxwell Award watch list
- Walter Camp Player of the Year Award watch list

## TY ZENTNER

- Ray Guy Award Semifinalist
- All-Big 12 Second Team (Coaches, Associated Press)
- Big 12 Special Teams Player of the Week (Oklahoma State)
- Ray's 8 (Missouri, Texas)

*As of December 12, 2022*





## TEAM

### SEASON RUSHING YARDS

Rk	Year	Yds
1.	2002.....	3,433
2.	2003.....	3,429
3.	2016.....	3,013
4.	2001.....	2,835
5.	2022.....	2,725

### SEASON RUSHING YARDS PER CARRY

Rk	Year	Att	Yds	Avg.
1.	2016.....	572	3,013	5.27
2.	2002.....	655	3,433	5.24
3.	2022.....	530	2,725	5.14

### SEASON RUSHING TOUCHDOWNS

Rk	Year	TDs
1.	2002.....	53
8.	2011 and 2001.....	34
10.	1999.....	31
	2022.....	30

### SEASON PASSING ATTEMPTS

Rk	Year	Att	Cpl	Int
1.	2007.....	510	322	12
7.	1989.....	403	213	13
8.	1969.....	379	197	19
9.	2003.....	371	194	17
10.	1972.....	368	165	30
	2022.....	354	224	4

### SEASON COMPLETIONS

Rk	Year	Att	Cpl	Int
1.	2007.....	510	322	12
2.	2014.....	415	271	8
3.	2008.....	425	250	10
4.	1988.....	443	227	24
5.	2022.....	354	224	4

### SEASON PASSING YARDS

Rk	Year	Yds
1.	2014.....	3,736
5.	1998.....	3,042
6.	2013.....	2,921
7.	2000.....	2,755
8.	2022.....	2,737

### SEASON PASSING TOUCHDOWNS

Rk	Year	TDs
1.	1995.....	27
2.	2003.....	25
T3.	2014 and 1998.....	23
T5.	2013 and 2008.....	22
T7.	2022, 2007 and 1996.....	21

### SEASON LOWEST INTECEPTION PERCENTAGE

Rk	Year	Int	Att	Pct
1.	2022.....	4	354	1.13
2.	1998.....	5	316	1.58

### SEASON COMPLETION PERCENTAGE

Rk	Year	Cpl	Att	Perc.
1.	2021.....	204	311	65.59
4.	2012.....	203	315	64.44
5.	1995.....	192	300	64.00
6.	2022.....	224	354	63.28
7.	2007.....	322	510	63.14

### SEASON PASSING EFFICIENCY

Rk	Year	Rating (A/C/I)
1.	1998.....	158.4 (316/179/5)
5.	2012.....	147.4 (315/203/9)
6.	2002.....	147.0 (223/120/6)
7.	2021.....	146.6 (311/204/7)
8.	2022.....	145.5 (322/206/4)
9.	2010.....	143.9 (293/189/8)

### SEASON OFFENSIVE PLAYS

Rk	Year	Plays
1.	2003.....	1,059
2.	2000.....	933
3.	2011.....	896
4.	1971.....	894
5.	2014.....	891
6.	1998.....	887
7.	2022.....	884

### SEASON OFFENSIVE YARDS

Rk	Year	Yards
1.	2003.....	6,615
2.	1998.....	5,741
3.	2002.....	5,499
4.	2014.....	5,481
5.	2022.....	5,462

### OFFENSIVE YARDS PER GAME

Rk	Year	Gms	Yds	Avg.
1.	1998.....	12	5,741	478.4
2.	2003.....	15	6,615	441.0
3.	2002.....	13	5,499	423.0
4.	2014.....	13	5,481	421.6
5.	2022.....	13	5,462	420.2
6.	2007.....	12	5,018	418.2

### SEASON OFFENSIVE YARDS PER PLAY

Rk	Year	Plays	Yds	Avg.
1.	1998.....	887	5,741	6.47
5.	2003.....	1,059	6,615	6.25
6.	2012.....	841	5,218	6.20
7.	2022.....	884	5,462	6.18
8.	2014.....	891	5,481	6.15
9.	2017.....	789	4,843	6.14

### GAME FIRST QUARTER POINTS

Rk	Opponent, Date	Pts
1.	vs. Missouri, 11/20/99.....	35
2.	vs. Ball State, 9/16/2000.....	34
3.	vs. Montana State, 9/6/2008.....	31
4.	at Kansas, 11/2/2002.....	30
5.	at West Virginia, 11/19/2022 (Tied with Four Others).....	28

### SEASON POINTS

Rk	Year	Pts
1.	2002.....	582
5.	2012.....	505
6.	2014.....	465
7.	2010.....	437
8.	1999.....	433
T9.	2022 and 2013.....	432

### SEASON FIELD GOALS MADE

Rk	Year	FGM
1.	2014.....	23
T2.	2007 and 1998.....	22
4.	2017.....	21
T5.	2019, 2015, 2012, 1999 and 1997.....	19
	2022.....	18

### SEASON INTERCEPTIONS

Rk	Year	INT
T1.	1999 and 1992.....	21
T3.	2003, 2002, 2000, 1986 and 1955.....	20
T8.	1990 and 1982.....	19
T10.	2012, 2011 and 2001.....	18
	2022.....	16

## INDIVIDUAL

### SEASON RUSHING ATTEMPTS

Rk	Player, Year	Att	Yds
1.	Collin Klein, 2011.....	317	1,141
2.	Darren Sproles, 2003.....	306	1,986
3.	Daniel Thomas, 2010.....	298	1,585
4.	Deuce Vaughn, 2022.....	271	1,425

### CAREER RUSHING ATTEMPTS

Rk	Player, Years	Att	Yds
1.	Darren Sproles, 2001-04.....	815	4,979
2.	Deuce Vaughn, 2020-22.....	629	3,471

### GAME RUSHING YARDS [QUARTERBACK]

Rk	Player vs./at Opponent, Date	Yds
1.	Ell Roberson vs. Nebraska, 11/16/2002.....	228
2.	Daniel Sams vs. Baylor, 10/12/2013.....	199
3.	Michael Bishop vs. Missouri, 10/11/97.....	196
4.	Ell Roberson at Colorado, 10/5/2002.....	178
5.	Adrian Martinez vs. Texas Tech, 10/1/2022.....	171

### SEASON RUSHING YARDS

Rk	Player, Year	Att	Yds
1.	Darren Sproles, 2003.....	306	1,986
2.	Daniel Thomas, 2010.....	298	1,585
3.	Darren Sproles, 2002.....	237	1,465
4.	Deuce Vaughn, 2022.....	271	1,425

### SEASON RUSHING YARDS [FRESHMAN]

Rk	Player, Year	Yds
1.	Deuce Vaughn, 2020.....	642
2.	Leon Patton, 2006.....	609
3.	DJ Giddens, 2022.....	451

### CAREER RUSHING YARDS

Rk	Player, Years	Att	Yds
1.	Darren Sproles, 2001-04.....	815	4,979
2.	Deuce Vaughn, 2020-22.....	629	3,471
3.	John Hubert, 2010-13.....	599	2,993

### SEASON 100-YARD RUSHING GAMES

Rk	Player, Year	No.
1.	Darren Sproles, 2002.....	10
T2.	Deuce Vaughn, 2021 and Darren Sproles, 2003.....	9
4.	Deuce Vaughn, 2022.....	8

### SEASON 100-YARD RUSHING GAMES [QUARTERBACK]

Rk	Player, Year	No.
1.	Collin Klein, 2011.....	5
2.	Ell Roberson, 2001.....	4
T3.	Four Times (Last: Jesse Ertz, 2016).....	3
	Adrian Martinez, 2022.....	2

### FASTEST TO 1,000 RUSHING YARDS IN A SEASON

Rk	Player, Year	No.	Gms
1.	Darren Sproles, 2002.....	159	10
	James Johnson, 2007.....	159	11
3.	Jesse Ertz, 2016.....	175	13
4.	Deuce Vaughn, 2022.....	177	10

### CAREER 100-YARD RUSHING GAMES

Rk	Player, Years	No.
1.	Darren Sproles, 2001-04.....	24
2.	Deuce Vaughn, 2020-22.....	20

### SEASON RUSHING YARDS PER CARRY (MIN 100 ATT)

Rk	Player, Years	Att	Yds	Avg.
1.	Darren Sproles, 2003.....	306	1,986	6.49
9.	Eric Hickson, 1998.....	169	902	5.34
10.	Daniel Thomas, 2010.....	298	1,585	5.32
	Deuce Vaughn, 2022.....	271	1,425	5.26

### CAREER RUSHING YARDS PER CARRY (MIN 200 ATT)

Rk	Player, Years	Att	Yds	Avg.
1.	Darren Sproles, 2001-04.....	815	4,979	6.11
2.	Alex Barnes, 2016-18.....	458	2,616	5.71
3.	James Johnson, 2006-07.....	272	1,509	5.55
4.	Deuce Vaughn, 2020-22.....	629	3,471	5.52

### SEASON RUSHING YARDS PER GAME

Rk	Player, Year	Gms	Yds	Avg.
1.	Darren Sproles, 2003.....	15	1,986	132.4
5.	Alex Barnes, 2018.....	12	1,355	112.9
6.	Darren Sproles, 2022.....	13	1,465	112.7
7.	Deuce Vaughn, 2022.....	13	1,425	109.6
8.	Deuce Vaughn, 2021.....	13	1,404	108.0

### CAREER RUSHING YARDS PER GAME (MIN 20 GAMES)

Rk	Player, Years	Gms	Yds	Avg.
1.	Darren Sproles, 2009-10.....	25	2,850	114.0
2.	Darren Sproles, 2001-04.....	45	4,979	110.6
3.	Deuce Vaughn, 2020-22.....	36	3,471	96.4

### GAME RUSHING TOUCHDOWNS

Rk	Player vs./at Opponent, Date	TDs
1.	Collin Klein vs. Texas A&M, 11/12/2011.....	5
	Jonathan Beasley vs. North Texas, 9/23/2000.....	5
3.	Adrian Martinez at Oklahoma, 9/24/2022 Tied with 13 others.....	4

## CAREER RUSHING TOUCHDOWNS

Rk	Player, Years	TDs
1.	Collin Klein, 2010-12.....	56
2.	Darren Sproles, 2001-04.....	45
3.	Ell Roberson, 2000-03.....	40
4.	Deuce Vaughn, 2020-22.....	33

## CAREER 2,000-YARD PASSERS

Rk	Player, Years	Yds
1.	Josh Freeman, 2006-08.....	8,078
13.	Dennis Morrison, 1970-72.....	3,428
14.	Carson Coffman, 2007-10.....	3,224
15.	Will Howard, 2020-22.....	2,933

## CAREER PASSING YARDS PER GAME

Rk	Player, Years	Gms	Yds	Avg.
1.	Chad May, 1993-94.....	22	5,253	238.8
7.	Skylar Thompson, 2017-21.....	45	7,134	158.5
8.	Paul Watson, 1988-91.....	28	3,963	141.5
9.	Will Howard, 2020-22.....	21	2,933	139.7
10.	Dennis Morrison, 1970-72.....	26	3,428	131.8

## GAME PASSING TOUCHDOWNS

Rk	Player, Game	TDs
T1.	Will Howard vs. Oklahoma State, 10/29/2022.....	4
Tied with 16 Others (Last: Jesse Ertz vs. Central Arkansas, 9/2/2017)		

## SEASON PASSING TOUCHDOWNS

Rk	Player, Year	TDs
1.	Ell Roberson, 2003.....	24
7.	Jake Waters, 2013; Josh Freeman, 2007; Chad May, 1994.....	18
10.	Jonathan Beasley, 2000.....	17
	Will Howard, 2022.....	15

## CAREER PASSING TOUCHDOWNS

Rk	Player, Years	TDs
1.	Josh Freeman, 2006-08.....	44
9.	Lynn Dickey, 1968-70.....	29
10.	Brian Kavanagh, 1993-96.....	25
	Will Howard, 2020-22.....	24

## SEASON PASSING EFFICIENCY (MIN 100 ATT)

Rk	Player, Year	Rating (C-A, Yds, TDs, INTs)
1.	Will Howard, 2022.....	162.2 (101-164, 1,423, 15, 2)
2.	Michael Bishop, 1998.....	159.6 (164-295, 2,844, 23, 4)
3.	Skylar Thompson, 2021.....	159.3 (162-233, 2,113, 12, 4)
4.	Matt Miller, 1995.....	157.3 (154-240, 2,059, 22, 11)
5.	Jake Waters, 2013.....	156.8 (159-260, 2,469, 18, 9)

## CAREER PASSING EFFICIENCY (MIN 200 ATT)

Rk	Player, Years	Rating (C-A, Yds, TDs, INTs)
1.	Jake Waters, 2013-14.....	155.6 (421-657, 5,970, 40, 16)#
5.	Collin Klein, 2009-12.....	138.4 (370-604, 4,724, 30, 15)
6.	Brian Kavanagh, 1993-96.....	135.4 (205-348, 2,352, 25, 7)
7.	Will Howard, 2020-22.....	134.5 (221-387, 2,933, 24, 13)
8.	Carson Coffman, 2007-10.....	134.0 (270-426, 3,224, 17, 13)
9.	Jonathan Beasley, 1996-97, 99-2000.....	132.7 (259-544, 4,642, 33, 18)
10.	Chad May, 1993-94.....	131.9 (385-687, 5,253, 34, 16)

## SEASON RECEPTIONS (JUNIOR)

Rk	Player, Year	Rec
1.	Tyler Lockett, 2013.....	81
2.	Brandon Banks, 2008.....	67
3.	Kevin Lockett, 1995.....	56
4.	Isaiah Zuber, 2018.....	52
5.	Michael Smith, 1990 and Dave Jones, 1967.....	46
	Deuce Vaughn, 2022.....	42

## CAREER RECEPTIONS

Rk	Player, Years	Rec	Yds
1.	Tyler Lockett, 2011-14.....	249	3,710
6.	Mitch Running, 1992-95.....	133	1,821
7.	Curry Sexton, 2011-14.....	129	1,623
T8.	Isaiah Zuber, 2016-18 and Dave Jones, 1966-68.....	127	
10.	Malik Knowles, 2018-22.....	126	1,861
	Phillip Brooks, 2018-22.....	125	1,494

## CAREER RECEPTIONS (RUNNING BACKS/FULLBACKS)

Rk	Player, Years	Rec
1.	Deuce Vaughn, 2020-22.....	116
2.	Mike Montgomery, 1968-70.....	99

## CAREER RECEIVING YARDS (RUNNING BACKS/FULLBACKS)

Rk	Player, Years	Yds
1.	Deuce Vaughn, 2020-22.....	1,280
2.	Mack Herron, 1968-69.....	1,244

## CAREER RECEIVING YARDS

Rk	Player, Years	Yds
1.	Tyler Lockett, 2011-14.....	3,710
6.	Quincy Morgan, 1999-2000.....	2,173
7.	Dave Jones, 1966-68.....	1,904
8.	Malik Knowles, 2018-22.....	1,861

## CAREER RECEIVING TOUCHDOWNS

Rk	Player, Years	TDs
1.	Tyler Lockett, 2011-14.....	29
5.	James Terry, 2002-03.....	18
6.	Darnell McDonald, 1997-98.....	15
7.	Malik Knowles, 2018-22 and Aaron Lockett, 1998-2001.....	14

## CAREER TOUCHDOWNS RESPONSIBLE FOR

Rk	Player, Year	TDs
1.	Collin Klein, 2009-12.....	87
5.	Chad May, 1993-94.....	44
10.	Will Howard, 2020-22.....	34

## CAREER ALL-PURPOSE YARDS PER GAME

Rk	Player, Years	Gms	Yds	YPG
1.	Mack Herron, 1968-69.....	19	3,150	165.8
2.	Brandon Banks, 2008-09.....	24	3,828	159.5
3.	Darren Sproles, 2001-04.....	45	6,812	151.4
4.	Tyler Lockett, 2011-14.....	47	6,586	140.1
5.	Deuce Vaughn, 2020-22.....	36	4,896	136.0

## SEASON ALL-PURPOSE YARDS

Rk	Player, Year	Tot
1.	Darren Sproles, 2003.....	2,735
2.	Tyler Lockett, 2014.....	2,296
3.	Brandon Banks, 2009.....	2,097
4.	Darren Sproles, 2004.....	2,067
5.	Deuce Vaughn, 2021.....	1,872
6.	Jordy Nelson, 2007.....	1,863
7.	Tyler Lockett, 2013.....	1,859
8.	Deuce Vaughn, 2022.....	1,803

## CAREER ALL-PURPOSE YARDS

Rk	Player, Years	Tot
1.	Darren Sproles, 2001-04.....	6,812
2.	Tyler Lockett, 2011-14.....	6,586
3.	Deuce Vaughn, 2020-22.....	4,896
4.	Aaron Lockett, 1998-2001.....	4,023
5.	Malik Knowles, 2018-22.....	3,973

## CAREER POINTS SCORED

Rk	Player, Years	Pts (How)
1.	Martin Gramatica, 1994-95, 97-98.....	349 (54/70 FG, 187/192 XP)
5.	Joe Rheem, 2001-04.....	291 (38/50 FG, 173/183 XP)
6.	Deuce Vaughn, 2020-22.....	252 (42 TDs)
	Jamie Rheem, 1996-97, 99-2000.....	252 (39/49 FG, 135-138 XP)

## CAREER TOUCHDOWNS SCORED

Rk	Player, Years	TDm	TDrc	TDrt	Tot
1.	Collin Klein, 2009-12.....	56	1	—	57
2.	Darren Sproles, 2001-04.....	45	2	1	48
3.	Deuce Vaughn, 2020-22.....	33	9	—	42

## GAME PUNTING AVERAGE (MIN 4 ATT)

Rk	Player vs./at Opponent, Date	Att	Yds	Avg.
1.	James Garcia vs. Texas, 9/19/98.....	4	241	60.25
2.	Ty Zentner vs. Missouri, 9/10/2022.....	4	217	54.25
3.	James Garcia at Rice, 9/21/96.....	4	211	52.75

## SEASON PUNTING AVERAGE (MIN 25 ATT)

Rk	Player, Year	Att	Yds	Avg.
1.	Devin Ancil, 2019.....	56	2,541	45.38
2.	Ty Zentner, 2022.....	54	2,415	44.72
3.	Sean Snyder, 1992.....	80	3,572	44.65
4.	Tim Reyer, 2007.....	58	2,583	44.50
5.	James Garcia, 1996.....	51	2,260	44.31

## CAREER PUNTING AVERAGE (MIN 75 ATT)

Rk	Player, Years	Att	Yds	Avg.
1.	Devin Ancil, 2018-19.....	83	3,718	44.80
2.	Ty Zentner, 2020-22.....	121	5,254	43.42
3.	James Garcia, 1995-98.....	167	7,211	43.18

## CAREER SACKS

Rk	Player, Years	Sacks	Yds
1.	Darren Howard, 1996-99.....	29.5	203
4.	Dirk Ochs, 1993-95.....	29.0	139
5.	Monty Beisel, 1997-2000.....	22.0	182
T6.	Felix Anudike-Uzomah, 2020-22.....	20.5	109
Tied with Ian Campbell, 2005-08 and Ryan Mueller, 2011-14			

## CAREER FORCED FUMBLES

Rk	Player, Years	FF
1.	Reggie Walker, 2016-19.....	9
	Darren Howard, 1996-99.....	9
	Grady Newton, 1983-87.....	9
T4.	Felix Anudike-Uzomah, 2020-22.....	8
Tied with Mark Simoneau, 1996-99 and Reggie Singletary, 1981-83		

## CAREER PUNT-RETURN ATTEMPTS

Rk	Player, Years	Att	Yds
1.	David Allen, 1997-2000.....	103	1,646
7.	Yamon Figs, 2004-06.....	48	553
8.	James Witherspoon, 1981-85.....	43	212
T9.	Phillip Brooks, 2018-22.....	42	640
	Veryl Switzer, 1951-53.....	42	596

## CAREER PUNT-RETURN YARDS

Rk	Player, Years	Att	Yds
1.	David Allen, 1997-2000.....	103	1,646
2.	Aaron Lockett, 1998-2001.....	54	845
3.	Deon Murphy, 2007-08.....	54	737
4.	Tramaine Thompson, 2013-13.....	51	718
5.	Phillip Brooks, 2018-22.....	42	640

## CAREER PUNT-RETURN AVERAGE (MIN 25 ATT)

Rk	Player, Years	Att	Yds	Avg.
1.	David Allen, 1997-2000.....	103	1,646	16.0
2.	Aaron Lockett, 1998-2001.....	54	845	15.6
3.	Terence Newman, 1999-2002.....	27	417	15.4
4.	Tyler Lockett, 2011-14.....	32	488	15.2
5.	Phillip Brooks, 2018-22.....	42	640	15.2

## CAREER PUNT-RETURN TOUCHDOWNS

Rk	Player, Years	TDs
1.	David Allen, 1997-2000.....	7
2.	Phillip Brooks, 2018-22.....	4

## CAREER KICKOFF-RETURN ATTEMPTS

Rk	Player, Years	Att	Yds
1.	Tyler Lockett, 2011-14.....	77	2,196
2.	Dimitrie Scott, 1985-86, 88-89.....	68	1,297
T3.	Malik Knowles, 2018-22.....	60	1,674
	Andre Coleman, 1990-93.....	60	1,458

## CAREER KICKOFF-RETURN YARDS

Rk	Player, Years	Att	Yds
1.	Tyler Lockett, 2011-14.....	77	2,196
2.	Malik Knowles, 2018-22.....	60	1,674

## CAREER KICKOFF-RETURN AVERAGE (MIN 20 ATT)

Rk	Player, Years	Att	Yds	Avg.
1.	William Powell, 2009-10.....	21	726	34.6
4.	Tyler Lockett, 2011-14.....	77	2,196	28.5
5.	Brandon Banks, 2008-09.....	57	1,625	28.5
6.	Malik Knowles, 2018-22.....	60	1,674	27.9
7.	Byron Pringle, 2016-17.....	39	1,073	27.6
8.	Mack Herron, 1968-69.....	35	916	26.2

## CAREER KICKOFF-RETURN TOUCHDOWNS

Rk	Player, Year	TDs
1.	Morgan Burns, 2013-15/Brandon Banks, 2008-09.....	5
3.	Tyler Lockett, 2011-14.....	4
4.	Malik Knowles, 2018-22.....	3
	Joshua Youngblood, 2019-20.....	3





## 2022 SCHEDULE AND RESULTS (OVERALL: 10-3 • HOME: 5-2 • ROAD: 4-1 • NEUTRAL: 1-0 • BIG 12: 7-2)

DATE	(CFP/AP/C) OPPONENT	RESULT	SCORE	TV	ATTEND	TOP PASSER	TOP RUSHER	TOP RECEIVER	TOP TACKLER
Sept. 3	South Dakota	W	34-0	Big 12 Now	50,469	A. Martinez (11-15-0, 53)	D. Vaughn (18-126-1)	M. Knowles (3-14-0)	A. Moore (5)
Sept. 10	Missouri	W	40-12	ESPN2	51,806	A. Martinez (9-20-0, 101)	D. Vaughn (24-145-2)	P. Brooks (3-57-0)	D. Green (7)
Sept. 17	Tulane	L	10-17	Big 12 Now	50,887	A. Martinez (21-31-0, 150, TD)	D. Vaughn (20-81-0)	D. Vaughn (8-30-0)	A. Moore (8)
Sept. 14	at 6/6 Oklahoma*	W	41-34	FOX	84,376	A. Martinez (21-34-0, 234, TD)	A. Martinez (21-148-4)	P. Brooks (7-56-0)	K. Savage (11)
Oct. 1	n/v Texas Tech*	W	37-28	Big 12 Now	50,782	A. Martinez (12-19-0, 116, TD)	A. Martinez (12-171-3)	P. Brooks (5-36-1)	K. Savage (9)
Oct. 8	at Iowa State*	W	10-9	ESPN	60,561	A. Martinez (12-19-0, 246, TD)	A. Martinez (19-77-0)	P. Brooks (4-119-1)	J. Hayes (11)
Oct. 22	at 8/8 TCU*	L	28-38	FS1	47,881	W. Howard (13-20-1, 225, 2 TD)	D. Vaughn (12-83-1)	M. Knowles (4-69-0)	N. Allen (10)
Oct. 29	9/9 Oklahoma State*	W	48-0	FOX	51,113	W. Howard (21-37-0, 296, 4 TD)	D. Vaughn (22-158-1)	M. Knowles (8-113-0)	N. Allen (8)
Nov. 5	24/n/v Texas*	L	27-34	FS1	51,216	A. Martinez (24-36-1, 329, 2 TD)	D. Vaughn (19-73-0)	D. Vaughn (7-86-1)	K. Savage/E. Huggins (8)
Nov. 12	at n/v/n/v Baylor*	W	31-3	FS1	47,686	W. Howard (19-27-0, 196, 3 TD)	D. Vaughn (25-106-0)	B. Sinnott (7-89-2)	A. Moore (8)
Nov. 19	at West Virginia*	W	48-31	Big 12 Now	37,055	W. Howard (19-27-1, 294, 2 TD)	D. Giddens (12-78-1)	M. Knowles (6-111-1)	B. Mott (8)
Nov. 26	Kansas*	W	47-27	FOX	51,861	W. Howard (11-21-0, 213, 2 TD)	D. Vaughn (25-147-1)	D. Vaughn (2-82-0)	D. Cheatum (10)
Dec. 3	vs. 3/3/3 TCU <sup>5</sup>	W	31-28 (OT)	ABC	69,335	W. Howard (18-32-0, 199, 2 TD)	D. Vaughn (26-130-1)	P. Brooks (6-48-0)	D. Green (10)

\* Big 12 Conference Game

## TEAM STATISTICS

	KANSAS STATE	OPPONENTS
Scoring	432	261
Points per Game	33.2	20.1
Points Off Turnovers	78	26
First Downs	263	248
Rushing	128	97
Passing	120	129
Penalty	15	22
Rushing Yardage	2725	1936
Yards Gained Rushing	2961	2220
Yards Lost Rushing	236	284
Rushing Attempts	530	452
Average per Rush	5.1	4.3
Average per Game	209.6	148.9
TDs Rushing	30	14
Passing Yardage	2737	2820
Comp-Att-Int	224-354-4	255-441-16
Average per Pass	7.7	6.4
Average per Catch	12.2	11.1
Average per Game	210.5	216.9
TDs Passing	21	16
Total Offense	5462	4756
Total Plays	884	893
Average per Play	6.2	5.3
Average per Game	420.2	365.8
Kick Returns: #-Yards	30-737	22-372
Punt Returns: #-Yards	13-184	8-40
Int Returns: #-Yards	16-101	4-66
Kick Return Average	24.6	16.9
Punt Return Average	14.2	5.0
Int Return Average	6.3	16.5
Fumbles-Lost	17-6	13-8
Penalties-Yards	68-561	78-594
Average per Game	43.2	45.7
Punts-Yards	54-2415	61-2609
Average per Punt	44.7	42.8
Net Punt Average	42.1	37.4
Kickoffs-Yards	82-5147	56-3484
Average per Kick	62.8	62.2
Net Kick Average	40.5	37.5
Time of Possession / Game	31:29	28:31
3rd-Down Conversion	69/177	62/184
3rd-Down Pct	39%	34%
4th-Down Conversion	15/27	13/33
4th-Down Pct	56%	39%
Sacks by-Yards	28-172	19-121
Touchdowns Scored	54	31
Field Goals - Attempts	18-23	16-19
On-Side Kicks	0-0	0-0
Red-Zone Scores	(47-52) 90%	(29-36) 81%
Red-Zone Touchdowns	(31-52) 60%	(23-36) 64%
PAT-Attempts	(52-54) 96%	(23-25) 92%
2-point Conversion-Attempts	(0-0) 0%	(2-5) 40%
Attendance	358154	277559
Games / Avg per Game	7/51165	5/55512
Neutral Site Games	-	1/69335

SCORE BY QUARTERS	1ST	2ND	3RD	4TH	OT	TOTAL
Kansas State	147	129	54	99	3	432
Opponents	77	73	43	68	0	261

## RUSHING

PLAYER	GP	ATT.	GAIN	LOSS	NET	AVG.	TD	LONG	YPG
Deuce Vaughn	13	271	1472	47	1425	5.3	8	69	109.6
Adrian Martinez	9	109	707	92	615	5.6	10	69	68.3
DJ Giddens	13	80	462	11	451	5.6	6	49	34.7
Malik Knowles	13	7	162	0	162	23.1	3	75	12.5
Will Howard	6	32	95	50	45	1.4	3	14	7.5
Phillip Brooks	13	4	29	0	29	7.3	0	16	2.2
Kade Warner	13	3	21	0	21	7.0	0	11	1.6
Jax Dineen	4	1	2	0	2	2.0	0	2	0.5
Jake Rubley	4	6	9	7	2	0.3	0	3	0.5
Anthony Frias II	1	1	2	0	2	2.0	0	2	2.0
Team	13	16	0	29	-29	-1.8	0	0	-2.2
<b>Total</b>	<b>13</b>	<b>530</b>	<b>2961</b>	<b>236</b>	<b>2725</b>	<b>5.1</b>	<b>30</b>	<b>75</b>	<b>209.6</b>
<b>Opponents</b>	<b>13</b>	<b>452</b>	<b>2220</b>	<b>284</b>	<b>1936</b>	<b>4.3</b>	<b>14</b>	<b>68</b>	<b>148.9</b>

## PASSING

PLAYER	GP	EFFIC.	CMP-ATT-INT	PCT.	YARDS	TD	LG	AVG/G
Adrian Martinez	9	131.4	118-184-1	64.1	1261	6	81	140.1
Will Howard	6	162.2	101-164-2	61.6	1423	15	80	237.2
Jake Rubley	4	110.6	4-5-1	80.0	42	0	18	10.5
Malik Knowles	13	192.4	1-1-0	100.0	11	0	11	0.8
<b>Total</b>	<b>13</b>	<b>145.5</b>	<b>224-354-4</b>	<b>63.3</b>	<b>2737</b>	<b>21</b>	<b>81</b>	<b>210.5</b>
<b>Opponents</b>	<b>13</b>	<b>116.3</b>	<b>255-441-16</b>	<b>57.8</b>	<b>2820</b>	<b>16</b>	<b>71</b>	<b>216.9</b>

## RECEIVING

PLAYER	GP	NO	YDS	AVG	TD	LONG	AVG/G
Malik Knowles	13	47	719	15.3	2	68	55.3
Deuce Vaughn	13	42	378	9.0	3	80	29.1
Phillip Brooks	13	41	543	13.2	4	81	41.8
Kade Warner	13	41	408	10.0	5	41	31.4
Ben Sinnott	13	28	399	14.3	4	39	30.7
Sammy Wheeler	13	8	125	15.6	2	42	9.6
RJ Garcia II	13	7	70	10.0	1	25	5.4
DJ Giddens	13	5	50	10.0	0	26	3.8
Will Swanson	13	2	23	11.5	0	18	1.8
Seth Porter	13	1	7	7.0	0	7	0.5
Adrian Martinez	9	1	11	11.0	0	11	1.2
Christian Moore	12	1	4	4.0	0	4	0.3
<b>Total</b>	<b>13</b>	<b>224</b>	<b>2737</b>	<b>12.2</b>	<b>21</b>	<b>81</b>	<b>210.5</b>
<b>Opponents</b>	<b>13</b>	<b>255</b>	<b>2820</b>	<b>11.1</b>	<b>16</b>	<b>71</b>	<b>216.9</b>

## TOTAL OFFENSE

PLAYER	GP	PLAYS	RUSH	PASS	TOTAL	AVG/G
Adrian Martinez	9	293	615	1261	1876	208.4
Will Howard	6	196	45	1423	1468	244.7
Deuce Vaughn	13	271	1425	0	1425	109.6
DJ Giddens	13	80	451	0	451	34.7
Malik Knowles	13	8	162	11	173	13.3
Jake Rubley	4	11	2	42	44	11.0
Phillip Brooks	13	4	29	0	29	2.2
Kade Warner	13	3	21	0	21	1.6
Jax Dineen	4	1	2	0	2	0.5
Anthony Frias II	1	1	2	0	2	2.0
Team	13	0	-29	0	-29	-2.2
<b>Total</b>	<b>13</b>	<b>884</b>	<b>2725</b>	<b>2737</b>	<b>5462</b>	<b>420.2</b>
<b>Opponents</b>	<b>13</b>	<b>893</b>	<b>1936</b>	<b>2820</b>	<b>4756</b>	<b>365.8</b>

## SCORING

PLAYER	TD	FGS	KICK	RUSH	RCV	PASS	DXP	SAF	PTS
Deuce Vaughn	11	-	-	-	-	-	-	-	66
Adrian Martinez	10	-	-	-	-	-	-	-	60
Ty Zentner	-	9-9	29-29	-	-	-	-	-	56
Chris Tennant	-	9-14	23-25	-	-	-	-	-	50
DJ Giddens	6	-	-	-	-	-	-	-	36
Phillip Brooks	5	-	-	-	-	-	-	-	30
Malik Knowles	5	-	-	-	-	-	-	-	30
Kade Warner	5	-	-	-	-	-	-	-	30
Ben Sinnott	4	-	-	-	-	-	-	-	24
Will Howard	3	-	-	-	-	-	-	-	18
Sammy Wheeler	2	-	-	-	-	-	-	-	12
Cincere Mason	1	-	-	-	-	-	-	-	6
RJ Garcia II	1	-	-	-	-	-	-	-	6
Desmond Purnell	1	-	-	-	-	-	-	-	6
<b>Total</b>	<b>54</b>	<b>18-23</b>	<b>52-54</b>	<b>0</b>	<b>0</b>	<b>0</b>	<b>0</b>	<b>1</b>	<b>432</b>
<b>Opponents</b>	<b>31</b>	<b>16-19</b>	<b>23-25</b>	<b>0</b>	<b>2</b>	<b>2</b>	<b>0</b>	<b>0</b>	<b>261</b>

## PUNT RETURNS

PLAYER	NO	YDS	AVG	TD	LONG
Phillip Brooks	13	167	12.8	1	76
Desmond Purnell	0	17	0.0	1	17
<b>Total</b>	<b>13</b>	<b>184</b>	<b>14.2</b>	<b>2</b>	<b>76</b>
<b>Opponents</b>	<b>8</b>	<b>40</b>	<b>5.0</b>	<b>0</b>	<b>14</b>

## KICKOFF RETURNS

PLAYER	NO	YDS	AVG	TD	LONG
Malik Knowles	22	575	26.1	0	69
Phillip Brooks	6	132	22.0	0	41
Seth Porter	1	26	26.0	0	26
Cody Stufflebean	1	4	4.0	0	4
<b>Total</b>	<b>30</b>	<b>737</b>	<b>24.6</b>	<b>0</b>	<b>69</b>
<b>Opponents</b>	<b>22</b>	<b>372</b>	<b>16.9</b>	<b>0</b>	<b>35</b>

## INTERCEPTIONS

PLAYER	NO	YDS	AVG	TD	LONG
Julius Brents	4	0	0.0	0	0
Cincere Mason	3	37	12.3	1	37
Kobe Savage	3	3	1.0	0	3
Daniel Green	2	50	25.0	0	49
Nick Allen	1	2	2.0	0	2
Drake Cheatum	1	1	1.0	0	1
Austin Moore	1	0	0.0	0	0
Krew Jackson	1	8	8.0	0	8
<b>Total</b>	<b>16</b>	<b>101</b>	<b>6.3</b>	<b>1</b>	<b>49</b>
<b>Opponents</b>	<b>4</b>	<b>66</b>	<b>16.5</b>	<b>1</b>	<b>43</b>

## FUMBLE RETURNS

PLAYER	NO	YDS	AVG	TD	LONG
Ekow Boye-Doe	1	0	0.0	0	0
Eli Huggins	1	0	0.0	0	0
Robert Hentz II	1	0	0.0	0	0
Austin Moore	1	0	0.0	0	0
Brendan Mott	1	0	0.0	0	0
Desmond Purnell	1	0	0.0	0	0
Nate Matlack	1	0	0.0	0	0
Jacob Parrish	1	0	0.0	0	0
<b>Total</b>	<b>8</b>	<b>0</b>	<b>0.0</b>	<b>0</b>	<b>0</b>
<b>Opponents</b>	<b>6</b>	<b>0</b>	<b>0.0</b>	<b>0</b>	<b>0</b>

## ALL-PURPOSE YARDAGE

PLAYER	G	RUSH	REC	PR	KOR	IR	TOT	AVG/G
Deuce Vaughn	13	1425	378	0	0	0	1803	138.7
Malik Knowles	13	162	719	0	575	0	1456	112.0
Phillip Brooks	13	29	543	167	132	0	871	67.0
Adrian Martinez	9	615	11	0	0	0	626	69.6
DJ Giddens	13	451	50	0	0	0	501	38.5
Kade Warner	13	21	408	0	0	0	429	33.0
Ben Sinnott	13	0	399	0	0	0	399	30.7
Sammy Wheeler	13	0	125	0	0	0	125	9.6
RJ Garcia II	13	0	70	0	0	0	70	5.4
Daniel Green	12	0	0	0	0	50	50	4.2
Will Howard	6	45	0	0	0	0	45	7.5
Cincere Mason	11	0	0	0	0	37	37	3.4
Seth Porter	13	0	7	0	26	0	33	2.5
Will Swanson	13	0	23	0	0	0	23	1.8
Desmond Purnell	13	0	0	17	0	0	17	1.3
Krew Jackson	11	0	0	0	0	8	8	0.7
Cody Stufflebean	13	0	0	0	4	0	4	0.3
Christian Moore	12	0	4	0	0	0	4	0.3
Kobe Savage	10	0	0	0	0	3	3	0.3
Jake Rubley	4	2	0	0	0	0	2	0.5
Nick Allen	13	0	0	0	0	2	2	0.2
Jax Dineen	4	2	0	0	0	0	2	0.5
Anthony Frias II	1	2	0	0	0	0	2	2.0
Drake Cheatum	13	0	0	0	0	1	1	0.1
Team	13	-29	0	0	0	0	-29	-2.2
<b>Total</b>	<b>13</b>	<b>2725</b>	<b>2737</b>	<b>184</b>	<b>737</b>	<b>101</b>	<b>6484</b>	<b>498.8</b>
<b>Opponents</b>	<b>13</b>	<b>1936</b>	<b>2820</b>	<b>40</b>	<b>372</b>	<b>66</b>	<b>5234</b>	<b>402.6</b>

## PUNTING

PLAYER	NO	YDS	AVG	LONG	TB	FC	I20	50+	BLKD
Ty Zentner	54	2415	44.7	72	5	23	26	19	0
<b>Total</b>	<b>54</b>	<b>2415</b>	<b>44.7</b>	<b>72</b>	<b>5</b>	<b>23</b>	<b>26</b>	<b>19</b>	<b>0</b>
<b>Opponents</b>	<b>61</b>	<b>2609</b>	<b>42.8</b>	<b>61</b>	<b>8</b>	<b>18</b>	<b>13</b>	<b>13</b>	<b>1</b>

## FIELD GOALS

PLAYER	FGM-FGA	PCT	1-19	20-29	30-39	40-49	50+	LG	BLK
Chris Tennant	9-14	64.3	0-0	5-5	4-6	0-3	0-0	37	0
Ty Zentner	9-9	100.0	0-0	5-5	2-2	1-1	1-1	53	0
Opponents	16-19	84.2	0-0	2-2	4-4	9-11	1-2	51	0

## FIELD GOAL SEQUENCE

GAME	KANSAS STATE	OPPONENTS
South Dakota	43	-
Missouri	(35), 31, (37)	(49), (44)
Tulane	(22)	(30)
Oklahoma	(23), (29)	(41), (44)
Texas Tech	(29), (26), (32)	(51), (39), 42
Iowa State	33, (30)	(35), (44), (43)
TCU	44, 40	(43)
Oklahoma State	(23), (29)	-
Texas	(22), (28)	(28), (29)
Baylor	(31)	(37)
West Virginia	(46), (53)	44
Kansas	(27)	-
TCU	(31)	55, (42), (42)

(-) - Made

## KICKOFFS

PLAYER	NO	YDS	AVG	TB	OB	RETN	NET	YDLN
Ty Zentner	82	5147	62.8	49	2			
<b>Total</b>	<b>82</b>	<b>5147</b>	<b>62.8</b>	<b>49</b>	<b>2</b>	<b>23</b>	<b>40.5</b>	<b>24</b>
<b>Opponents</b>	<b>56</b>	<b>3484</b>	<b>62.2</b>	<b>22</b>	<b>3</b>	<b>31</b>	<b>37.5</b>	<b>27</b>



## GAME-BY-GAME PASSING

WILL HOWARD	Comp	Att	Int	Pct	Yards	TD	Long	Sack	Yds	Effic.
TCU	13	20	1	65.0	225	2	37	0	0	182.5
Oklahoma State	21	37	0	56.8	296	4	41	0	0	159.6
Baylor	19	27	0	70.4	196	3	23	0	0	168.0
West Virginia	19	27	1	70.4	294	2	43	1	7	178.9
Kansas	11	21	0	52.4	213	2	80	2	8	169.0
TCU	18	32	0	56.3	199	2	40	3	28	129.1
<b>TOTALS</b>	<b>101</b>	<b>164</b>	<b>2</b>	<b>61.6</b>	<b>1,423</b>	<b>15</b>	<b>80</b>	<b>6</b>	<b>43</b>	<b>162.2</b>



ADRIAN MARTINEZ	Comp	Att	Int	Pct	Yards	TD	Long	Sack	Yds	Effic.
South Dakota	11	15	0	73.3	53	0	10	3	13	103.0
Missouri	9	20	0	45.0	101	0	28	0	0	87.4
Tulane	21	31	0	67.7	150	1	21	0	0	119.0
Oklahoma	21	34	0	61.8	234	1	27	0	0	129.3
Texas Tech	12	19	0	63.2	116	1	20	3	23	131.8
Iowa State	12	19	0	63.2	246	1	81	3	17	189.3
TCU	1	2	0	50.0	7	0	7	0	0	79.4
Oklahoma State					DNP					
Texas	24	36	1	66.7	329	2	62	2	12	156.2
Baylor	7	8	0	87.5	25	0	8	1	7	113.8
<b>TOTALS</b>	<b>118</b>	<b>184</b>	<b>1</b>	<b>64.1</b>	<b>1,261</b>	<b>6</b>	<b>81</b>	<b>13</b>	<b>76</b>	<b>131.4</b>



JAKE RUBLEY	Comp	Att	Int	Pct	Yards	TD	Long	Sack	Yds	Effic.
South Dakota	4	4	0	100.0	42	0	18	1	6	188.2
TCU	0	1	1	0.0	0	0	0	0	0	-200.0
<b>TOTALS</b>	<b>4</b>	<b>5</b>	<b>1</b>	<b>80.0</b>	<b>42</b>	<b>0</b>	<b>18</b>	<b>1</b>	<b>6</b>	<b>110.6</b>

## GAME-BY-GAME RUSHING (NO-YDS/TDs)

PLAYER	NO-YDS/TDs	USD	MU	TUL	OU	TTU	ISU	TCU	OSU	UT	BU	WV	KU	TCU
Deuce Vaughn	271-1,425/8	18-126/1	24-145/2	20-81/0	25-116/0	23-170/0	10-23/0	12-83/1	22-158/1	19-73/0	25-106/0	22-67-1	25-147/1	26-130/1
Adrian Martinez	109-615/10	13-39/1	13-52/1	13-59/0	21-148/4	12-171/3	19-77/0	1-19/0	DNP	14-52/1	3-2/0	DNP	DNP	DNP
DJ Giddens	80-451/6	6-57/1	2-29/1	9-46/0	2-13/0	—	8-32/0	4-7/0	7-44/1	2-14/0	15-58/1	12-78-1	9-44/1	6-29/0
Will Howard	32-45/3	DNP	DNP	DNP	DNP	DNP	DNP	9-31/1	5-3/0	DNP	2-6-0	4-6/1	4-2/0	8-3/1
Malik Knowles	7-162/3	1-75/1	—	—	—	—	—	—	—	—	—	1-1/0	3-38/2	2-48/0
Jake Rubley	6-2/0	5-2/0	—	DNP	DNP	DNP	DNP	1-0/0	—	DNP	DNP	DNP	DNP	DNP
Phillip Brooks	4-29/0	—	1-3/0	—	—	1-6/0	—	—	—	—	1-16/0	—	—	1-4/0
Kade Warner	3-21/0	—	1-2/0	—	—	—	—	2-19/0	—	—	—	—	—	—
Anthony Frias II	1-2/0	DNP	1-2/0	DNP	DNP	DNP	DNP	DNP	DNP	DNP	DNP	DNP	DNP	DNP
Jax Dineen	1-2/0	DNP	1-2/0	—	—	—	DNP	DNP	DNP	DNP	DNP	DNP	DNP	DNP
<b>TOTALS</b>	<b>530-2,725/30</b>	<b>45-297/4</b>	<b>43-235/4</b>	<b>42-186/0</b>	<b>49-275/4</b>	<b>39-343/3</b>	<b>38-131/0</b>	<b>30-158/2</b>	<b>37-199/2</b>	<b>35-139/1</b>	<b>44-184/1</b>	<b>42-143/3</b>	<b>42-230/4</b>	<b>44-205/2</b>

## GAME-BY-GAME RECEIVING (NO-YDS/TDs)

PLAYER	NO-YDS/TDs	USD	MU	TUL	OU	TTU	ISU	TCU	OSU	UT	BU	WV	KU	TCU
Malik Knowles	47-719/2	3-14/0	2-26/0	5-52/0	4-52/1	1-13/0	5-108/0	4-69/0	8-113/0	3-93/0	3-18/0	6-111/1	2-10/0	1-40/0
Deuce Vaughn	42-378/3	1-2/0	1-4/0	8-30/0	2-13/0	1-11/0	2-14/0	4-38/0	4-18/1	7-86/1	8-50/1	—	2-82/0	2-30/0
Phillip Brooks	41-543/4	—	3-57/0	1-6/0	7-56/0	5-36/1	4-119/1	2-50/0	2-41/1	3-37/0	2-17/0	4-38/0	2-38/1	6-48/0
Kade Warner	41-408/5	3-10/0	1-4/0	4-46/1	3-26/0	3-47/0	—	2-40/1	5-97/2	5-52/1	4-26/0	4-16/0	2-22/0	5-22/0
Ben Sinnott	28-399/4	2-12/0	1-3/0	2-7/0	4-80/0	1-6/0	1-5/0	—	1-25/0	3-44/0	7-89/2	3-85/1	1-11/0	2-32/1
Sammy Wheeler	8-125/2	1-10/0	—	1-9/0	—	1-3/0	—	1-9/1	—	1-8/0	—	2-44/0	1-42/1	—
RJ Garcia II	7-70/1	1-17/0	—	—	1-7/0	—	—	—	—	2-9/0	1-10/0	—	—	2-27/1
DJ Giddens	5-50/0	1-3/0	—	—	—	—	—	1-26/0	1-2/0	—	1-11/0	—	1-8/0	—
Will Swanson	2-23/0	2-23/0	—	—	—	—	—	—	—	DNP	—	—	—	—
Adrian Martinez	1-11/0	—	—	—	—	—	1-11/0	—	DNP	—	—	DNP	DNP	DNP
Seth Porter	1-7/0	—	1-7/0	—	—	—	—	—	—	—	—	—	—	—
Christian Moore	1-4/0	1-4/0	—	—	—	—	—	—	—	—	—	—	—	—
<b>TOTALS</b>	<b>224-2,737/21</b>	<b>15-95/0</b>	<b>20-101/0</b>	<b>21-150/1</b>	<b>21-234/1</b>	<b>12-116/1</b>	<b>13-257/1</b>	<b>14-232/2</b>	<b>21-296/4</b>	<b>24-329/2</b>	<b>26-221/3</b>	<b>19-294/2</b>	<b>11-213/2</b>	<b>18-199/2</b>

## DEFENSIVE STATISTICS

PLAYER	GP	TACKLES			TFLS NO-YDS	SACKS NO-YDS	PASS DEFENSE			FUMBLES		BLKD KICK	SA
		SOLO	AST	TOTAL			INT-YDS	PBU	QBH	RCV-YDS	FF		
Austin Moore	13	56	29	85	10.0-30	1.5-6	1-0	4	3	1-0	2	.	.
Josh Hayes	12	44	21	65	5.5-21	.	.	7	.	.	1	.	.
Drake Cheatum	13	36	29	65	0.5-2	.	1-1	2	.	.	2	.	.
Kobe Savage	10	45	13	58	3.0-11	.	3-3	.	.	.	1	.	.
Daniel Green	12	37	19	56	2.5-3	1.0-1	2-50	2	3	.	.	.	.
Felix Anudike-Uzomah	13	30	14	44	11.0-59	8.5-50	.	1	4	.	2	.	.
Julius Brents	13	26	17	43	3.5-5	.	4-0	4	.	.	1	.	.
Khalid Duke	13	31	11	42	5.0-25	3.0-20	.	1	4	.	.	.	.
Nick Allen	13	19	14	33	0.5-1	.	1-2	.	2	.	.	.	.
Eli Huggins	13	22	10	32	3.5-17	1.0-10	.	.	2	1-0	.	.	.
Cincere Mason	11	19	12	31	1.0-1	.	3-37	2	.	.	.	.	.
Brendan Mott	13	19	12	31	7.0-60	6.0-46	.	1	7	1-0	.	.	.
Ekow Boye-Doe	13	22	4	26	.	.	.	5	.	1-0	1	.	.
TJ Smith	11	15	4	19	.	.	.	1	.	.	.	.	.
Desmond Purnell	13	7	11	18	1.0-0	.	.	2	2	1-0	.	.	.
VJ Payne	13	12	5	17	.	.	.	.	.	.	.	.	.
Jaylen Pickle	13	10	5	15	2.0-4	1.5-4	.	1	2	.	.	.	.
Jacob Parrish	13	11	3	14	.	.	.	3	1	1-0	.	.	.
Jake Clifton	10	10	2	12	.	.	.	.	.	.	.	.	.
Gavin Forsha	8	7	2	9	2.5-12	1.0-8	.	1	.	.	.	.	.
Seth Porter	13	2	5	7	.	.	.	.	.	.	.	1	.
Robert Hentz II	12	4	3	7	2.5-13	1.5-10	.	.	.	1-0	.	.	.
Matthew Maschmeier	13	4	2	6	.	.	.	.	.	.	.	.	.
Nate Matlack	13	5	1	6	3.0-19	2.0-15	.	1	1	1-0	.	.	.
Uso Seumalo	13	4	1	5	2.0-3	.	.	2	.	.	.	.	.
Beau Palmer	5	4	.	4	.	.	.	.	.	.	.	.	.
Cody Stufflebean	13	2	2	4	.	.	.	.	1	.	.	.	.
Shane Porter	12	1	3	4	.	.	.	.	.	.	.	.	.
Nickendre Stiger	3	2	1	3	.	.	.	.	.	.	.	.	.
Krew Jackson	11	2	1	3	1.0-2	1.0-2	1-8	.	.	.	.	.	.
Damian Ilalio	4	2	.	2	.	.	.	.	.	.	.	.	.
Ty Zentner	13	2	.	2	.	.	.	.	.	.	.	.	.
Hunter Henry	1	1	1	2	.	.	.	.	.	.	.	.	.
Tobi Osunsanmi	3	1	1	2	.	.	.	.	.	.	.	.	.
Phillip Brooks	13	2	.	2	.	.	.	.	.	.	.	.	.
Trey Krause	1	2	.	2	.	.	.	.	.	.	.	.	.
Cartez Crook-Jones	1	1	.	1	.	.	.	.	.	.	.	.	.
Keenan Garber	13	1	.	1	.	.	.	.	.	.	.	.	.
Thomas Helten	13	1	.	1	.	.	.	.	.	.	.	.	.
Jace Friesen	12	1	.	1	.	.	.	.	.	.	.	.	.
Randen Plattner	13	.	1	1	.	.	.	.	.	.	.	.	.
KT Leveston	13	1	.	1	.	.	.	.	.	.	.	.	.
Omar Daniels	9	1	.	1	.	.	.	.	.	.	.	.	.
<b>Totals</b>	<b>13</b>	<b>524</b>	<b>260</b>	<b>784</b>	<b>67-288</b>	<b>28-172</b>	<b>16-101</b>	<b>40</b>	<b>32</b>	<b>8-0</b>	<b>10</b>	<b>1</b>	<b>1</b>
<b>Opponents</b>	<b>13</b>	<b>574</b>	<b>224</b>	<b>798</b>	<b>65-221</b>	<b>19-121</b>	<b>4-66</b>	<b>28</b>	<b>39</b>	<b>6-0</b>	<b>12</b>	<b>1</b>	<b>0</b>

## SPECIAL TEAMS TACKLES

PLAYER	TOTAL	KO	PUNT
Seth Porter	7	6	1
Matthew Maschmeier	4	3	1
Shane Porter	4	3	1
Nick Allen	2	1	1
Jake Clifton	2	2	0
Krew Jackson	2	2	0
Tobi Osunsanmi	2	2	0
Ty Zentner	2	2	0
Josh Brents	1	0	1
Keenan Garber	1	1	0
Josh Hayes	1	0	1
Thoams Helten	1	1	0
Cincere Mason	1	1	0
VJ Payne	1	1	0
Jacob Parrish	1	1	0
Randen Plattner	1	0	1
Kobe Savage	1	1	0
<b>TOTALS</b>	<b>34</b>	<b>27</b>	<b>7</b>





## TOP TACKLERS GAME BY GAME

PLAYER	UT-AT-TT	USD	MU	TUL	OU	TT	ISU	TCU	OSU	UT	BU	WVU	KU	TCU
Austin Moore	56-29-85	3-2-5	4-2-6	6-2-8	4-5-9	6-1-7	4-2-6	5-4-9	5-0-5	4-2-6	6-2-8	2-3-5	6-2-8	1-2-3
Josh Hayes	44-21-65	DNP	3-1-4	3-1-4	2-6-8	7-0-7	8-3-11	4-2-6	1-1-2	5-2-7	3-2-5	1-0-1	4-2-6	4-1-5
Drake Cheatum	36-29-65	1-0-1	1-1-2	2-2-4	2-3-5	2-3-5	2-2-4	1-5-6	4-0-4	3-1-4	3-2-5	1-5-6	9-1-10	5-4-9
Kobe Savage	45-13-58	2-0-2	2-1-3	7-0-7	8-3-11	8-1-9	4-1-5	3-3-6	4-0-4	5-3-8	2-1-3	DNP	DNP	DNP
Daniel Green	37-19-56	1-0-1	6-1-7	3-1-4	2-2-4	5-0-5	1-1-2	3-1-4	DNP	1-3-4	6-0-6	3-4-7	0-2-2	6-4-10
Felix Anudike-Uzomah	30-14-44	3-0-3	2-1-3	3-0-3	0-4-4	5-1-6	2-0-2	3-2-5	2-0-2	3-3-6	0-1-1	1-1-2	2-0-2	4-1-5
Julius Brents	26-17-43	3-0-3	4-0-4	2-1-3	4-5-9	3-1-4	2-3-5	1-2-3	—	—	1-2-3	1-1-2	2-2-4	3-0-3
Khalid Duke	31-11-42	1-0-1	3-0-3	4-0-4	1-2-3	5-3-8	—	4-0-4	1-0-1	3-1-4	2-0-2	3-3-6	2-1-3	2-1-3
Nick Allen	19-14-33	1-0-1	—	1-1-2	1-1-2	2-0-2	1-0-1	3-7-10	6-2-8	0-1-1	2-0-2	1-2-3	—	1-0-1
Eli Huggins	22-10-32	1-2-3	2-1-3	1-0-1	2-0-2	2-0-2	1-1-2	3-1-4	—	5-3-8	2-0-2	0-1-1	1-0-1	2-1-3
Cincere Mason	19-12-31	2-0-2	1-0-1	2-0-2	1-0-1	—	3-2-5	2-5-7	4-0-4	2-3-5	1-0-1	1-2-3	DNP	DNP
Brendan Mott	19-12-31	2-0-2	2-0-2	1-1-2	0-1-1	2-0-2	1-0-1	1-2-3	2-0-2	2-3-5	1-0-1	5-3-8	0-1-1	0-1-1
Ekow Boye-Doe	22-4-26	3-0-3	1-0-1	—	3-1-4	1-0-1	2-0-2	2-0-2	1-0-1	2-1-3	2-1-3	3-1-4	1-0-1	1-0-1
TJ Smith	15-4-19	DNP	0-1-1	4-0-4	3-0-3	1-1-2	2-0-2	1-0-1	—	—	2-1-3	2-1-3	—	DNP
Desmond Purnell	7-11-18	1-2-3	—	—	1-0-1	1-1-2	0-3-3	—	1-0-1	1-0-1	—	1-4-5	—	1-0-1
VJ Payne	12-5-17	—	—	0-1-1	1-0-1	—	0-1-1	—	—	—	—	1-1-2	7-1-8	3-1-4
Jaylen Pickle	10-5-15	1-0-1	0-0-0	3-0-3	2-3-5	1-0-1	1-0-1	—	—	1-0-1	—	0-1-1	1-0-1	—
Jacob Parrish	11-3-14	1-0-1	—	—	—	1-0-1	—	0-1-1	2-0-2	1-0-1	1-0-1	2-1-3	—	3-1-4
Jake Clifton	10-2-12	4-0-4	DNP	DNP	—	DNP	—	—	3-0-3	—	—	1-1-2	1-0-1	1-1-2
Gavin Forsha	7-2-9	1-0-1	—	—	—	2-0-2	—	3-1-4	1-1-2	DNP	DNP	DNP	DNP	DNP
Robert Hentz II	4-3-7	—	1-1-2	1-0-1	0-2-2	—	—	2-0-2	—	—	—	DNP	—	—
Seth Porter	2-5-7	—	1-0-1	—	—	—	0-1-1	0-2-2	—	—	—	—	0-1-1	1-1-2
Nate Matlack	5-1-6	1-0-1	—	—	—	—	—	2-1-3	—	—	1-0-1	—	1-0-1	—
Matthew Maschmeier	4-2-6	2-0-2	1-0-1	—	—	1-0-1	0-1-1	—	—	—	—	—	—	0-1-1
Uso Seumalo	4-1-5	2-0-2	1-0-1	—	—	—	—	—	1-0-1	—	—	0-1-1	—	—
Beau Palmer	4-0-4	2-0-2	2-0-2	—	DNP	DNP	—	—	DNP	DNP	DNP	DNP	DNP	DNP
Cody Stufflebean	2-2-4	1-0-1	1-0-1	—	0-1-1	—	0-1-1	—	—	—	—	—	—	—
Shane Porter	1-3-4	—	—	—	—	—	0-1-1	0-1-1	—	—	DNP	—	—	1-1-2

## GAME-BY-GAME TACKLES FOR LOSS

PLAYER	TFL-Yds	USD	MU	TUL	OU	TT	ISU	TCU	OSU	UT	BU	WVU	KU	TCU
Felix Anudike-Uzomah	11.0-59	2.0-5	0.5-1	1.0-7	0.5-1	3.0-7	1.0-11	—	1.0-11	—	—	—	1.0-4	1.0-9
Austin Moore	10.0-30	0.5-1	2.0-2	2.0-5	0.5-3	1.0-1	1.0-4	—	—	—	—	1.0-5	1.0-4	1.0-5
Brendan Mott	7.0-60	1.0-7	1.0-14	—	—	—	1.0-4	—	1.0-12	—	—	3.0-23	—	—
Josh Hayes	5.5-21	DNP	2.0-7	—	0.5-1	1.0-1	1.0-5	—	1.0-7	—	—	—	—	—
Khalid Duke	5.0-25	—	—	—	—	3.0-20	—	—	—	—	1.0-1	—	1.0-4	—
Eli Huggins	3.5-17	1.5-11	1.0-4	—	—	—	—	—	—	1.0-2	—	—	—	—
Julius Brents	3.5-5	—	—	0.5-0	0.5-0	1.0-2	—	1.5-3	—	—	—	—	—	—
Nate Matlack	3.0-19	1.0-4	—	—	—	—	—	1.0-13	—	—	—	—	—	—
Kobe Savage	3.0-11	1.0-4	—	—	—	1.0-2	—	—	—	1.0-5	—	DNP	DNP	DNP
Robert Hentz II	2.5-13	—	1.5-3	—	—	—	—	1.0-10	—	—	—	DNP	—	—
Gavin Forsha	2.5-12	—	—	—	—	—	—	1.0-8	1.5-4	DNP	DNP	DNP	DNP	DNP
Jaylen Pickle	2.0-4	1.5-2	—	—	0.5-2	—	—	—	—	—	—	—	—	—
Daniel Green	2.5-3	—	1.0-1	0.5-1	—	—	—	1.0-1	DNP	—	—	—	—	—
Uso Seumalo	2.0-3	1.0-1	1.0-2	—	—	—	—	—	—	—	—	—	—	—
Krew Jackson	1.0-2	—	DNP	—	DNP	—	—	—	1.0-2	—	—	—	—	—
Cincere Mason	1.0-1	—	—	—	—	—	—	—	—	1.0-1	—	—	DNP	DNP
Desmond Purnell	1.0-0	0.5-0	—	—	0.5-0	—	—	—	—	—	—	—	—	—
Drake Cheatum	0.5-2	—	—	—	—	—	—	0.5-2	—	—	—	—	—	—
Nick Allen	0.5-1	—	—	—	—	—	—	—	0.5-1	—	—	—	—	—
<b>TOTAL</b>	<b>67-288</b>	<b>10-38</b>	<b>10-34</b>	<b>4-13</b>	<b>3-7</b>	<b>10-33</b>	<b>4-24</b>	<b>6-37</b>	<b>6-37</b>	<b>3-8</b>	<b>1-1</b>	<b>4-28</b>	<b>4-14</b>	<b>2-14</b>

## GAME-BY-GAME SACKS

PLAYER	SACK-Yds	USD	MU	TUL	OU	TT	ISU	TCU	OSU	UT	BU	WVU	KU	TCU
Felix Anudike-Uzomah	8.5-50	1.0-4	0.5-1	1.0-7	—	3.0-7	1.0-11	—	1.0-11	—	—	—	—	1.0-9
Brendan Mott	6.0-46	1.0-7	—	—	—	—	1.0-4	—	1.0-12	—	—	3.0-23	—	—
Khalid Duke	3.0-20	—	—	—	—	3.0-20	—	—	—	—	—	—	—	—
Nate Matlack	2.0-15	—	—	—	—	—	—	1.0-13	—	—	—	—	1.0-2	—
Robert Hentz II	1.5-10	—	0.5-0	—	—	—	—	1.0-10	—	—	—	DNP	—	—
Austin Moore	1.5-6	—	—	1.0-3	0.5-3	—	—	—	—	—	—	—	—	—
Jaylen Pickle	1.5-4	1.0-2	—	—	0.5-2	—	—	—	—	—	—	—	—	—
Eli Huggins	1.0-10	1.0-10	—	—	—	—	—	—	—	—	—	—	—	—
Gavin Forsha	1.0-8	—	—	—	—	—	—	1.0-8	—	DNP	DNP	DNP	DNP	DNP
Krew Jackson	1.0-2	—	DNP	—	DNP	—	—	—	1.0-2	—	—	—	—	—
Daniel Green	1.0-1	—	—	—	—	—	—	1.0-1	DNP	—	—	—	—	—
<b>TOTAL</b>	<b>28-172</b>	<b>4-23</b>	<b>1-1</b>	<b>2-10</b>	<b>1-5</b>	<b>6-27</b>	<b>2-15</b>	<b>4-32</b>	<b>3-25</b>	<b>0-0</b>	<b>0-0</b>	<b>3-23</b>	<b>1-2</b>	<b>1-9</b>

## GAME-BY-GAME SUMMARIES

	Final Score	Score By Quarter				First Downs				Rushing			Passing			Total Offense		Punting	Fumbles	Penalty	Third Downs	Total ToP
GAME	Score	1	2	3	4 (OT)	Ru	Pa	Pn	Tot	Att	Yds	TD	C-A-I	Yds	TD	Att	Yds	No-Avg	No-Lost	No-Yds		
South Dakota	0	0	0	0	0	6	7	0	13	35	131	0	18-34-1	139	0	69	270	7-39.1	3-0	9-75	5-16	27:41
K-State	34	20	7	7	0	15	3	1	19	45	297	4	15-19-0	95	0	64	392	5-40.4	1-0	4-34	5-14	32:19
Missouri	12	3	0	3	6	6	5	3	14	35	94	1	15-31-4	128	0	66	22	6-41.0	0-0	8-46	5-16	27:59
K-State	40	7	13	6	14	12	5	1	18	43	235	4	9-20-0	101	0	63	336	4-54.2	2-1	8-68	4-13	32:01
Tulane	17	7	0	3	7	9	8	1	18	40	160	1	13-26-2	176	1	66	336	7-41.9	0-0	3-25	1-12	28:17
K-State	10	0	10	0	0	8	7	0	15	42	186	0	21-31-0	150	1	73	336	7-42.6	0-0	5-23	2-15	31:43
K-State	41	14	0	3	14	15	10	3	28	49	275	4	21-34-0	234	1	83	509	5-47.4	0-0	6-37	8-17	33:46
Oklahoma	34	7	10	3	14	12	14	0	26	34	220	0	26-39-0	330	4	73	550	5-51.2	0-0	11-87	4-13	24:56
Texas Tech	28	0	10	10	8	8	16	2	26	34	114	1	34-48-2	359	2	82	473	3-45.3	2-2	5-40	5-14	32:23
K-State	37	13	0	7	17	9	6	0	15	39	343	3	12-19-0	116	1	58	459	5-36.8	2-1	5-47	4-13	27:37
K-State	10	7	0	0	3	7	8	1	16	38	131	0	13-20-0	257	1	58	388	6-42.2	1-1	3-25	4-13	30:22
Iowa State	9	3	3	3	0	4	9	0	13	24	78	0	22-38-0	198	0	62	276	6-44.0	0-0	5-40	5-15	29:38
K-State	28	7	21	0	0	6	9	0	15	30	158	2	14-23-2	232	2	53	390	2-38.0	2-0	4-35	3-9	21:55
TCU	38	10	7	14	7	11	13	2	26	56	215	2	17-26-0	280	3	82	495	3-36.7	1-0	3-30	10-19	38:05
Oklahoma State	0	0	0	0	0	3	8	3	14	30	54	0	15-33-2	163	0	63	217	6-46.5	2-1	4-35	5-15	24:31
K-State	48	14	21	3	10	8	12	1	21	37	199	2	21-37-0	296	4	74	495	4-38.2	0-0	7-60	5-15	35:29
Texas	34	14	17	0	3	7	12	3	22	40	269	2	18-31-0	197	2	71	446	3-43.0	2-2	7-49	8-15	27:27
K-State	27	7	3	7	10	9	14	2	25	35	139	1	24-36-1	329	2	71	468	3-53.7	3-1	9-85	5-12	32:33
K-State	31	0	17	7	7	11	16	3	30	44	184	1	26-35-0	221	3	79	405	2-35.5	0-0	4-23	8-13	37:37
Baylor	3	0	3	0	0	6	10	1	17	23	103	0	22-38-2	203	0	61	306	3-42.3	0-0	6-51	4-12	22:23
K-State	48	28	13	0	7	9	11	1	21	42	143	3	19-27-1	294	2	69	437	1-56.0	3-0	3-30	9-14	31:36
West Virginia	31	19	6	0	6	10	9	2	21	34	153	1	16-28-2	216	3	62	369	2-40.5	0-0	8-46	2-10	28:24
Kansas	27	7	14	0	6	6	11	3	20	30	127	4	21-33-0	180	0	63	307	5-38.0	2-2	5-25	6-12	31:00
K-State	47	23	7	7	10	10	8	2	20	42	230	4	11-21-0	213	2	63	443	3-62.7	2-1	6-54	7-13	29:00
K-State	31	7	7	7	7 (3)	9	11	0	9	44	205	2	18-32-0	199	2	76	404	7-45.6	1-1	4-40	5-16	32:00
TCU	28	7	3	7	11 (0)	9	7	2	18	37	218	2	18-36-1	251	1	73	469	5-44.8	1-1	4-45	2-15	28:00

## GAME-BY-GAME STARTERS

### OFFENSE

Opponent	WR	LT	LG	C	RG	RT	TE	QB	FB	RB	WR
South Dakota	Knowles	Leveston	Beebe	Gillum	Poitier	Duffie	Sinnott	Martinez	Warner (wr)	Vaughn	Brooks
Missouri	Knowles	Leveston	Beebe	Gillum	Panzer	Duffie	Sinnott	Martinez	Wheeler (te)	Vaughn	Brooks
Tulane	Knowles	Leveston	Beebe	Gillum	Panzer	Duffie	Sinnott	Martinez	Wheeler (te)	Vaughn	Brooks
Oklahoma	Knowles	Leveston	Beebe	Gillum	Panzer	Duffie	Sinnott	Martinez	Warner (wr)	Vaughn	Brooks
Texas Tech	Knowles	Leveston	Beebe	Gillum	Panzer	Duffie	Sinnott	Martinez	Warner (wr)	Vaughn	Brooks
Iowa State	Knowles	Leveston	Beebe	Gillum	Panzer	Duffie	Sinnott	Martinez	Warner (wr)	Vaughn	Brooks
TCU	Knowles	Leveston	Beebe	Gillum	Panzer	Duffie	Sinnott	Martinez	Warner (wr)	Vaughn	Brooks
Oklahoma State	Knowles	Leveston	Beebe	Gillum	Panzer	Duffie	Sinnott	Howard	Wheeler (te)	Vaughn	Brooks
Texas	Warner	Leveston	Beebe	Gillum	Panzer	Duffie	Sinnott	Martinez	Wheeler (te)	Vaughn	Brooks
Baylor	Knowles	Leveston	Beebe	Gillum	Panzer	Duffie	Sinnott	Martinez	Warner (wr)	Vaughn	Brooks
West Virginia	Knowles	Leveston	Beebe	Gillum	Panzer	Duffie	Sinnott	Howard	Wheeler (te)	Vaughn	Brooks
Kansas	Warner	Leveston	Beebe	Gillum	Panzer	Duffie	Sinnott	Howard	Wheeler (te)	Vaughn	Brooks
TCU	Knowles	Leveston	Beebe	Gillum	Panzer	Duffie	Sinnott	Howard	Warner (wr)	Vaughn	Brooks

### DEFENSE

OPPONENT	DE	NG	DE	SLB	MLB	WLB	CB	SS	JS	FS	CB
South Dakota	Anudike-Uzomah	Huggins	Matlack	Duke	Green	Moore	Brents	Savage	Cheatum	Payne	Boye-Doe
Missouri	Anudike-Uzomah	Huggins	Matlack	Duke	Green	Moore	Brents	Savage	Cheatum	Hayes	Boye-Doe
Tulane	Anudike-Uzomah	Huggins	Matlack	Duke	Green	Moore	Brents	Savage	Cheatum	Hayes	Boye-Doe
Oklahoma	Anudike-Uzomah	Huggins	Mott	Duke	Green	Moore	Brents	Savage	Cheatum	Hayes	Boye-Doe
Texas Tech	Anudike-Uzomah	Huggins	Mott	Duke	Green	Moore	Brents	Savage	Cheatum	Hayes	Boye-Doe
Iowa State	Anudike-Uzomah	Huggins	Mott	Duke	Green	Moore	Brents	Savage	Cheatum	Hayes	Boye-Doe
TCU	Anudike-Uzomah	Huggins	Mott	Duke	Green	Moore	Brents	Savage	Cheatum	Hayes	Boye-Doe
Oklahoma State	Anudike-Uzomah	Huggins	Mott	Purnell	Allen	Moore	Brents	Savage	Cheatum	Hayes	Boye-Doe
Texas	Anudike-Uzomah	Huggins	Mott	Duke	Green	Moore	Brents	Savage	Cheatum	Hayes	Boye-Doe
Baylor	Anudike-Uzomah	Huggins	Matlack	Duke	Green	Moore	Brents	Savage	Cheatum	Hayes	Boye-Doe
West Virginia	Anudike-Uzomah	Huggins	Mott	Duke	Green	Moore	Brents	Mason	Cheatum	Hayes	Boye-Doe
Kansas	Anudike-Uzomah	Huggins	Mott	Duke	Green	Moore	Brents	Payne	Cheatum	Hayes	Boye-Doe
TCU	Anudike-Uzomah	Huggins	Mott	Duke	Green	Moore	Brents	Payne	Cheatum	Hayes	Boye-Doe

## TURNOVER CHART

GAME	TAKEAWAYS			GIVEAWAYS			DIFF.	K-STATE PTS OFF	OPP PTS OFF
	FUM	INT	TOT	FUM	INT	TOT			
South Dakota	0	1	1	0	0	0	+1	7	0
Missouri	0	4	4	1	0	1	+3	20	6
Tulane	0	2	2	0	0	0	+2	3	0
Oklahoma	0	0	0	0	0	0	E	0	0
Texas Tech	2	2	4	1	0	1	+3	7	0
Iowa State	0	0	0	1	0	1	-1	0	0
TCU	0	0	0	0	2	2	-2	0	0
Oklahoma State	1	2	3	0	0	0	+3	7	0
Texas	2	0	2	1	1	2	E	7	7
Baylor	0	2	2	0	0	0	+2	7	0
West Virginia	0	2	2	0	1	1	+1	14	6
Kansas	2	0	2	1	0	1	+1	14	0
TCU	1	1	2	1	0	1	+1	7	7
<b>TOTAL</b>	<b>8</b>	<b>16</b>	<b>24</b>	<b>6</b>	<b>4</b>	<b>10</b>	<b>+14</b>	<b>93</b>	<b>26</b>
<b>AVG. PER GAME</b>	<b>0.62</b>	<b>1.23</b>	<b>1.85</b>	<b>0.46</b>	<b>0.31</b>	<b>0.77</b>	<b>+1.08</b>	<b>7.15</b>	<b>2.0</b>







## SCORING DRIVES

### KANSAS STATE

OPPONENT	QTR	TD	FG	PLAYER(S)	PLAY	PL	YDS	TIME
South Dakota	1	X		Malik Knowles	75 yd run	1	75	0:10
	1	X		Desmond Purnell	17 yd blkd punt return	—	—	—
	1	X		Deuce Vaughn	39 yd run	5	63	1:28
	2	X		Adrian Martinez	6 yd run	8	78	3:28
	3	X		DJ Giddens	12 yd run	11	63	4:55
Missouri	1	X		Deuce Vaughn	1 yd run	11	75	4:58
	2	X		Adrian Martinez	16 yd run	10	49	4:22
	2	X		Phillip Brooks	76 yd punt return	—	—	—
	3	X		Chris Tennant	35 yd field goal	6	16	2:22
	3	X		Chris Tennant	37 yd field goal	4	0	1:20
	4	X		Deuce Vaughn	24 yd run	4	59	2:02
	4	X		DJ Giddens	28 yd run	10	63	6:46
Tulane	2	X		Adrian Martinez to Kade Warner	21 yd pass	8	75	3:23
	2	X		Chris Tennant	22 yd field goal	5	52	2:11
Oklahoma	1	X		Adrian Martinez	6 yd run	12	75	5:03
	1	X		Adrian Martinez to Malik Knowles	6 yd pass	7	80	3:11
	2	X		Adrian Martinez	3 yd run	11	42	5:59
	2	X		Chris Tennant	23 yd field goal	10	70	2:47
	3	X		Chris Tennant	29 yd field goal	11	69	3:53
	4	X		Adrian Martinez	15 yd run	8	80	3:45
	4	X		Adrian Martinez	1 yd run	7	75	2:38
Texas Tech	1	X		Adrian Martinez	18 yd run	2	75	0:40
	1	X		Chris Tennant	29 yd field goal	14	72	6:19
	1	X		Chris Tennant	26 yd field goal	6	25	3:01
	3	X		Adrian Martinez to Phillip Brooks	18 yd pass	2	77	1:03
	4	X		Adrian Martinez	69 yd run	3	76	1:16
	4	X		Chris Tennant	32 yd field goal	6	26	2:36
	4	X		Adrian Martinez	3 yd run	13	75	3:31
Iowa State	1	X		Adrian Martinez to Phillip Brooks	81 yd pass	3	86	0:54
	4	X		Chris Tennant	30 yd field goal	10	45	5:03
TCU	1	X		Will Howard to Kade Warner	28 yd pass	4	74	1:28
	2	X		Will Howard	1 yd run	10	75	4:53
	2	X		Will Howard to Sammy Wheeler	9 yd pass	4	55	0:56
	2	X		Deuce Vaughn	47 yd run	4	68	1:35
Oklahoma State	1	X		Will Howard to Kade Warner	38 yd pass	9	77	3:53
	1	X		Deuce Vaughn	62 yd run	2	62	0:16
	2	X		Will Howard to Phillip Brooks	31 yd pass	7	83	3:32
	2	X		Will Howard to Kade Warner	41 yd pass	3	43	1:24
	2	X		Will Howard to Deuce Vaughn	1 yd pass	14	77	6:35
	3	X		Ty Zentner	23 yd field goal	10	55	4:22
	4	X		Ty Zentner	29 yd field goal	10	46	3:56
	4	X		DJ Giddens	9 yd run	4	19	2:33
Texas	1	X		Adrian Martinez to Deuce Vaughn	28 yd pass	7	65	3:42
	2	X		Ty Zentner	22 yd field goal	16	84	6:33
	3	X		Adrian Martinez	1 yd run	4	24	1:57
	4	X		Adrian Martinez to Kade Warner	25 yd pass	4	71	1:03
	4	X		Ty Zentner	28 yd field goal	13	65	6:03
Baylor	2	X		Will Howard to Ben Sinnott	15 yd pass	12	97	5:04
	2	X		Ty Zentner	31 yd field goal	12	47	5:23
	2	X		Will Howard to Deuce Vaughn	20 yd pass	7	66	2:45
	3	X		Will Howard to Ben Sinnott	19 yd pass	12	80	4:57
	4	X		DJ Giddens	1 yd run	5	20	1:21
West Virginia	1	X		Deuce Vaughn	15 yd run	5	69	2:00
	1	X		Cincere Mason	37 yd INT return	—	—	—
	1	X		DJ Giddens	49 yd run	3	68	1:22
	1	X		Will Howard	1 yd run	3	34	1:14
	2	X		Will Howard to Ben Sinnott	15 yd pass	6	60	2:47
	2	X		Ty Zentner	46 yd field goal	12	37	5:09
	2	X		Ty Zentner	53 yd field goal	6	30	1:19
	4	X		Will Howard to Malik Knowles	43 yd pass	3	40	1:04
Kansas	1	X		Malik Knowles	5 yd run	1	5	0:05
	1	X		Will Howard to Sammy Wheeler	42 yd pass	7	75	2:43
	1	X		Malik Knowles	4 yd run	9	61	2:28
	2	X		Will Howard to Phillip Brooks	14 yd pass	5	92	2:42
	3	X		Deuce Vaughn	1 yd run	8	38	4:15
	4	X		Ty Zentner	27 yd field goal	6	22	2:28
	4	X		DJ Giddens	5 yd run	8	85	4:44
TCU	1	X		Will Howard to Ben Sinnott	6 yd pass	6	63	2:15
	2	X		Will Howard	1 yd run	3	59	0:49
	3	X		Will Howard to RJ Garcia II	25 yd pass	4	62	1:35
	4	X		Deuce Vaughn	44 yd run	6	80	3:28
OT	X			Ty Zentner	31 yd field goal	6	12	—

### OPPONENTS

OPPONENT	QTR	TD	FG	PLAYER(S)	PLAY	PL	YDS	TIME
Missouri	1	X		Harrison Mevis	49 yd field goal	11	44	5:40
	3	X		Harrison Mevis	44 yd field goal	8	54	2:16
	4	X		Cody Schrader	1 yd run	6	20	1:10
Tulane	1	X		Tyjae Spears	1 yd run	9	91	3:32
	3	X		Kriston Esnard	30 yd field goal	7	53	3:20
	4	X		Michael Pratt to Tyrick James	4 yd pass	5	52	2:11
Oklahoma	1	X		Dillon Gabriel to Theo Wease	56 yd pass	3	70	0:52
	2	X		Dillon Gabriel to Marvin Mims	50 yd pass	4	63	1:09
	2	X		Zach Schmit	41 yd field goal	8	51	3:28
	3	X		Zach Schmit	44 yd field goal	8	48	3:18
	4	X		Dillon Gabriel to Brayden Willis	1 yd pass	9	75	3:24
	4	X		Dillon Gabriel to Brayden Willis	10 yd pass	12	75	1:23
Texas Tech	2	X		Donovan Smith to Nehemiah Martinez	6 yd pass	9	86	4:38
	2	X		Trey Wolff	51 yd field goal	4	37	0:21
	2	X		Trey Wolff	39 yd field goal	8	46	2:42
	3	X		Donovan Smith to Xavier White	12 yd pass	7	75	2:56
	4	X		Donovan Smith	3 yd run	13	75	3:31
Iowa State	1	X		Jace Gilbert	35 yd field goal	8	74	2:54
	2	X		Jace Gilbert	44 yd field goal	16	69	7:43
	3	X		Jace Gilbert	43 yd field goal	12	55	5:27
TCU	1	X		Max Duggan to Derius Davis	65 yd pass	6	83	2:32
	1	X		Griffin Kell	43 yd field goal	11	48	4:12
	2	X		Max Duggan to Jared Wiley	4 yd pass	10	91	3:12
	3	X		Kendre Miller	2 yd run	13	77	6:39
	3	X		Max Duggan to Quentin Johnston	55 yd pass	4	74	1:25
	4	X		Kendre Miller	9 yd run	4	30	1:41
Texas	1	X		Bijan Robinson	36 yd run	8	75	2:30
	1	X		Roschon Johnson	9 yd run	8	75	3:21
	2	X		Quinn Ewers to Xavier Worthy	13 yd pass	8	75	3:16
	2	X		Bert Auburn	28 yd field goal	7	74	2:02
	2	X		Quinn Ewers to Xavier Worthy	3 yd pass	7	27	0:54
	4	X		Bert Auburn	29 yd field goal	11	64	4:25
Baylor	2	X		John Mayers	37 yd field goal	11	56	2:09
West Virginia	1	X		Garrett Greene to Sam James	26 yd pass	8	75	3:25
	1	X		Malachi Ruffin	43 yd INT return	—	—	—
	1	X		Garrett Greene to Sam James	71 yd pass	2	81	0:48
	2	X		Garrett Greene to Sam James	5 yd pass	11	87	6:26
	4	X		Garrett Greene	13 yd run	8	75	2:54
Kansas	1	X		Torry Locklin	12 yd run	9	75	5:16
	2	X		Devin Neal	11 yd run	11	75	4:41
	2	X		Devin Neal	3 yd run	7	75	4:12
	4	X		Jalon Daniels	1 yd run	16	75	8:20
TCU	1	X		Max Duggan to Taye Barner	1 yd pass	13	92	6:57
	2	X		Griffin Kell	42 yd field goal	8	56	1:40
	3	X		Kendre Miller	6 yd run	3	30	1:11
	4	X		Griffin Kell	42 yd field goal	10	51	3:53
	4	X		Max Duggan	8 yd run	8	80	2:56

## DRIVE SUPERLATIVES

Most Plays/Result  
 Most Yards/Result  
 Most Time/Result

**KANSAS STATE**  
 16/FG vs. Texas  
 97/TD at Baylor  
 6:46/TD vs. Missouri

**OPPONENT**  
 16/FG by Iowa State  
 92/TD by TCU  
 7:43/FG by Iowa State

## AVERAGE STARTING FIELD POSITION

	Total Drives	Total Yd. Line	Average Field Pos.	Started in Opp.	Total Scores	TD	FG	MFG	Punts	Downs	To	Clock	Total Off. Points
K-State	159	5,148	Own 32	22	68	61	23	5	52	11	9	14	406
Opponents	160	4,219	Own 26	9	46	29	13	3	61	18	23	12	254

## DRIVE CHART (NO. OF DRIVES/TD/FG)

Drive Start Result	1-9 NO/TD/FG	10-19 NO/TD/FG	20-29 NO/TD/FG	30-39 NO/TD/FG	40-49 NO/TD/FG	50+ NO/TD/FG
South Dakota	2/0/0	0/0/0	4/2/0	4/2/0	2/0/0	0/0/0
Missouri	0/0/0	2/0/0	3/1/0	2/1/0	1/1/0	4/1/2
Tulane	1/0/0	0/0/0	10/1/0	1/0/0	0/0/0	1/0/1
Oklahoma	1/0/0	0/0/0	8/4/2	2/0/0	0/0/0	2/1/0
Texas Tech	0/0/0	2/0/1	5/3/0	2/0/0	2/0/0	3/1/2
Iowa State	2/0/0	1/1/0	5/0/0	1/0/0	2/0/1	0/0/0
TCU	0/0/0	0/0/0	7/2/0	2/1/0	3/1/0	0/0/0
Oklahoma State	1/0/0	2/1/0	2/2/0	2/1/0	3/0/2	3/2/0
Texas	0/0/0	6/0/1	4/1/1	1/1/0	0/0/0	1/1/0
Baylor	1/1/0	0/0/0	4/1/0	2/1/0	1/0/1	1/1/0
West Virginia	0/0/0	0/0/0	3/0/0	4/2/2	1/1/0	4/2/0
Kansas	1/1/0	1/1/0	3/1/0	4/1/0	1/0/0	3/2/1
TCU	0/0/0	0/0/0	6/1/0	6/2/0	1/1/0	0/0/0

## 3-AND-OUT

	Kansas State 3-and-Out/Drives	Opponent 3-and-Out/Drives
South Dakota	4/12	5/13
Missouri	3/12	4/14
Tulane	4/13	4/13
Oklahoma	4/13	1/12
Texas Tech	4/14	1/15
Iowa State	3/11	4/11
TCU	1/12	1/12
Oklahoma State	3/13	3/13
Texas	2/12	2/12
Baylor	1/9	1/9
West Virginia	2/11	0/12
Kansas	3/13	5/11
TCU	2/13	4/14

## SCORING DRIVE ANALYSIS

Yardage	KANSAS STATE		OPPONENTS	
	TD	FG	TD	FG
No Drive	3	0	1	0
Minus Yds.	0	0	0	0
0-9	1	0	0	0
10-19	1	2	0	0
20-29	3	3	2	0
30-39	2	2	2	0
40-49	4	3	0	3
50-59	3	1	1	7
60-69	13	2	1	2
70-79	15	2	14	2
80-89	6	2	4	0
90-99	2	0	3	0

## GAME OPENING DRIVES

Opponent	KANSAS STATE			OPPONENTS		
	Pts.	1st Dns.	Yds.	Pts.	1st Dns.	Yds.
South Dakota	7	1	75	0	0	9
Missouri	7	4	75	3	3	44
Tulane	0	0	-1	0	2	24
Oklahoma	7	5	75	0	1	15
Texas Tech	7	2	75	0	1	9
Iowa State	7	1	86	0	1	20
TCU	0	1	26	7	2	83
Oklahoma State	7	4	77	0	2	37
Texas	7	4	65	7	4	75
Baylor	0	3	36	0	3	44
West Virginia	7	3	69	0	0	2
Kansas	0	0	9	7	5	75
TCU	0	1	15	7	4	92

## SECOND HALF OPENING DRIVES

Opponent	KANSAS STATE			OPPONENTS		
	Pts.	1st Dns.	Yds.	Pts.	1st Dns.	Yds.
South Dakota	7	4	63	0	0	-1
Missouri	0	0	-9	3	2	54
Tulane	0	1	41	3	2	53
Oklahoma	0	1	15	3	3	48
Texas Tech	0	0	0	0	1	15
Iowa State	0	0	2	0	0	7
TCU	0	2	39	7	5	77
Oklahoma State	0	1	16	0	2	20
Texas	0	1	20	0	1	20
Baylor	0	0	3	0	2	39
West Virginia	0	1	18	0	5	49
Kansas	0	0	5	0	0	3
TCU	7	3	62	0	0	1

## 3RD-DOWN CONVERSIONS (INCLUDES 3RD-AND-GOAL SITUATIONS)

BY QUARTER	1	2	3	4 (OT)	TOTAL
KANSAS STATE	21-43	18-48	12-42	18-43 (0-1)	69-177
PCT.	.488	.375	.286	.419 (.000)	.390
Opponents	14-39	19-51	16-47	13-46 (0-1)	62-184
PCT.	.359	.373	.340	.283 (.000)	.337
BY YARDAGE	1-3	4-6	7-10	11+	TOTAL
KANSAS STATE	30-52	19-48	11-46	9-31	69-177
PCT.	.577	.396	.239	.290	.390
Opponents	27-54	20-37	12-55	3-38	62-184
PCT.	.500	.541	.218	.079	.337

WHO CONVERTS FOR K-STATE: Martinez 15, Vaughn 13, Knowles 11, Giddens 9, Brooks 8, Warner 5, Sinnott 3, Howard 2, Garcia II 1, Rubley 1, Wheeler 1.

## RED ZONE

Opponent	Times Inside		Times Scored	Total Pts	Total TDs	Rush TDs	Pass TDs	FGs Made	<----- Failed to score inside opp. 20 ----->						Game
	Score	Opp. 20							FGA	Downs	Int	Fumb	Half		
South Dakota	34-0	3	2	14	2	2	0	0	1	0	0	0	0	0	
Missouri	40-12	5	4	20	2	2	0	2	1	0	0	0	0	0	
Tulane	10-17	1	1	3	0	0	0	1	0	0	0	0	0	0	
Oklahoma	41-34	7	7	41	5	4	1	2	0	0	0	0	0	0	
Texas Tech	37-28	6	6	30	3	2	1	3	0	0	0	0	0	0	
Iowa State	10-9	2	1	3	0	0	0	1	1	0	0	0	0	0	
TCU	28-38	2	2	14	2	1	1	0	0	0	0	0	0	0	
Oklahoma State	48-0	4	4	20	2	1	1	2	0	0	0	0	0	0	
Texas	27-34	4	3	13	1	1	0	2	0	1	0	0	0	0	
Baylor	31-3	5	5	31	4	1	3	1	0	0	0	0	0	0	
West Virginia	48-31	4	3	21	3	2	1	0	0	1	0	0	0	0	
Kansas	47-27	6	6	38	5	4	1	1	0	0	0	0	0	0	
TCU	31-28	3	3	17	2	1	1	1	0	0	0	0	0	0	
K-State	432-261	52	47	265	31	21	10	16	3	2	0	0	0	0	
Opponents	261-432	36	29	177	23	13	10	6	2	3	2	0	0	0	

Season Percentage - Overall: 47 of 52 (90.4%)  
 Season Percentage - Touchdowns: 31 of 52 (59.6%)  
 Season Percentage - Field Goals: 16 of 52 (30.8%)





## 20-PLUS YARD PLAYS

YARDS	TYPE	PLAYER(S)	OPPONENT	QTR
81*	Pass	Adrian Martinez to Phillip Brooks	Iowa State	1
80	Pass	Will Howard to Deuce Vaughn	Kansas	2
76*	Punt Return	Phillip Brooks	Missouri	2
75*	Run	Malik Knowles	South Dakota	1
69*	Run	Adrian Martinez	Texas Tech	4
69	Run	Deuce Vaughn	Texas Tech	3
68	Pass	Adrian Martinez to Malik Knowles	Iowa State	2
62	Pass	Adrian Martinez to Malik Knowles	Texas	2
62*	Run	Deuce Vaughn	Oklahoma State	1
58	Kickoff Return	Malik Knowles	Oklahoma	2
57	Run	Adrian Martinez	Texas Tech	1
55	Run	Adrian Martinez	Oklahoma	4
49*	Run	DJ Giddens	West Virginia	1
49	Interception Return	Daniel Green	Tulane	2
47*	Run	Deuce Vaughn	TCU	2
44*	Run	Deuce Vaughn	Big 12 Championship	4
43*	Pass	Will Howard to Malik Knowles	West Virginia	4
42*	Pass	Will Howard to Sammy Wheeler	Kansas	1
41*	Pass	Will Howard to Kade Warner	Oklahoma State	2
41	Kickoff Return	Phillip Brooks	TCU	4
40	Run	Malik Knowles	Big 12 Championship	2
40	Pass	Malik Knowles	Big 12 Championship	1
39	Pass	Will Howard to Ben Sinnott	West Virginia	1
39	Kickoff Return	Malik Knowles	West Virginia	1
39*	Run	Deuce Vaughn	South Dakota	1
38	Pass	Will Howard to Kade Warner	Oklahoma State	1
37*	Interception Return	Cincere Mason	West Virginia	1
37	Pass	Will Howard to Malik Knowles	TCU	1
33	Pass	Will Howard to Sammy Wheeler	West Virginia	1
33	Punt Return	Phillip Brooks	Oklahoma State	4
32	Run	Deuce Vaughn	Kansas	1
32	Kickoff Return	Malik Knowles	West Virginia	1
31	Kickoff Return	Phillip Brooks	Big 12 Championship	4
31	Pass	Will Howard to Ben Sinnott	West Virginia	2
31*	Pass	Will Howard to Phillip Brooks	Oklahoma State	2
29	Run	Malik Knowles	Kansas	4
29	Kickoff Return	Malik Knowles	Kansas	1
29	Run	Deuce Vaughn	Missouri	4
28	Kickoff Return	Malik Knowles	Big 12 Championship	1
28*	Pass	Adrian Martinez to Deuce Vaughn	Texas	1
28	Pass	Will Howard to Malik Knowles	Oklahoma State	2
28*	Pass	Will Howard to Kade Warner	TCU	1
28	Pass	Will Howard to Phillip Brooks	TCU	1
28*	Run	DJ Giddens	Missouri	4
28	Pass	Adrian Martinez to Phillip Brooks	Missouri	1
27	Kickoff Return	Malik Knowles	West Virginia	1
27	Kickoff Return	Malik Knowles	Texas	1
27	Kickoff Return	Malik Knowles	TCU	3
27	Pass	Adrian Martinez to Ben Sinnott	Oklahoma	1
26	Kickoff Return	Seth Porter	Big 12 Championship	3
26	Pass	Will Howard to Ben Sinnott	Big 12 Championship	3
26	Pass	Will Howard to Malik Knowles	West Virginia	1
26	Kickoff Return	Malik Knowles	TCU	1
26	Pass	Will Howard to DJ Giddens	TCU	2
26	Run	Deuce Vaughn	Tulane	3
25*	Pass	Will Howard to RJ Garcia II	Big 12 Championship	3
25	Run	Deuce Vaughn	Kansas	4
25*	Pass	Adrian Martinez to Kade Warner	Texas	4
25	Pass	Adrian Martinez to Malik Knowles	Texas	3
25	Pass	Will Howard to Malik Knowles	Oklahoma State	3
25	Pass	Will Howard to Ben Sinnott	Oklahoma State	3
25	Pass	Will Howard to Malik Knowles	TCU	1
25	Pass	Adrian Martinez to Malik Knowles	Oklahoma	3
25	Pass	Adrian Martinez to Ben Sinnott	Oklahoma	1
25	Run	Deuce Vaughn	South Dakota	3
24	Pass	Will Howard to Phillip Brooks	Kansas	2
24*	Run	Deuce Vaughn	Missouri	4
23	Pass	Will Howard to Ben Sinnott	Baylor	1
23	Kickoff Return	Malik Knowles	Tulane	3
22	Pass	Will Howard to Phillip Brooks	TCU	4
22	Run	Deuce Vaughn	Oklahoma	2
21	Kickoff Return	Malik Knowles	Kansas	1
21	Pass	Adrian Martinez to Deuce Vaughn	Texas	3
21	Kickoff Return	Malik Knowles	Oklahoma State	1
21	Pass	Adrian Martinez to Phillip Brooks	Iowa State	1
21	Pass	Adrian Martinez to Ben Sinnott	Oklahoma	4
21*	Pass	Adrian Martinez to Kade Warner	Tulane	2
20*	Pass	Will Howard to Deuce Vaughn	Baylor	2
20	Pass	Adrian Martinez to Ben Sinnott	Texas	3
20	Pass	Will Howard to Deuce Vaughn	TCU	2
20	Kickoff Return	Malik Knowles	Texas Tech	3
20	Pass	Adrian Martinez to Kade Warner	Texas Tech	1
20	Pass	Adrian Martinez to Phillip Brooks	Oklahoma	1
20	Kickoff Return	Malik Knowles	Missouri	1

\* Touchdown

### BY PLAY

Pass.....	43
Rush.....	20
Kickoff Return.....	17
Punt Return.....	2
Interception Return.....	2

### BY GAME

South Dakota.....	3
Missouri.....	6
Tulane.....	4
Oklahoma.....	8
Texas Tech.....	5
Iowa State.....	3
TCU.....	11
Oklahoma State.....	9
Texas.....	7
Baylor.....	2
West Virginia.....	10
Kansas.....	8
Big 12 Championship.....	8

### BY QUARTER

1st.....	35
2nd.....	19
3rd.....	15
4th.....	13

### RUSHING

Deuce Vaughn.....	12
Adrian Martinez.....	3
Malik Knowles.....	3
DJ Giddens.....	2

### PASSING

Will Howard.....	26
Adrian Martinez.....	17

### RECEIVING

Malik Knowles.....	11
Ben Sinnott.....	9
Phillip Brooks.....	8
Kade Warner.....	6
Deuce Vaughn.....	5
Sammy Wheeler.....	2
DJ Giddens.....	1
RJ Garcia II.....	1

### KICKOFF RETURN

Malik Knowles.....	14
Phillip Brooks.....	2
Seth Porter.....	1

### PUNT RETURN

Phillip Brooks.....	2
---------------------	---

### INTERCEPTION RETURN

Daniel Green.....	1
Cincere Mason.....	1

### OPPONENT LONGEST 20-YARD PLAYS

**Pass** – 71 (Garrett Greene to Sam James, West Virginia)  
**Rush** – 68 (Bijan Robinson, Texas)  
**Kickoff Return** – 35 (Wesley Eliodor, South Dakota)  
**Punt Return** – None  
**Interception Return** – 43 (Malachi Ruffin, West Virginia)  
**Fumble Return** – None

## SUPERLATIVES

K-State High	K-State Team Low	TEAM	Opponent High	Opponent Low
48 vs. Oklahoma State/West Virginia	10 vs. Tulane/Iowa State	Points	38, TCU	0, South Dakota/Oklahoma State
509 at Oklahoma	336 vs. Missouri/Tulane	Total Offense	550, Oklahoma	217, Oklahoma State
83 at Oklahoma	53 at TCU	Plays	82, Texas Tech/TCU	61, Baylor
7.9 vs. Texas Tech	5.1 vs. Tulane/Baylor	Yards Per Play	7.5, Oklahoma	3.4, Missouri/Oklahoma State
30 at Baylor	15 vs. Tulane/Texas Tech/TCU	First Downs	26, Oklahoma/Texas Tech/TCU	13, South Dakota/Iowa State
9 at West Virginia	2 vs. Tulane	3rd Down Conversions	10, TCU	1, Tulane
64.3 at West Virginia	13.3 vs. Tulane	3rd Down Percentage (Min. 5 Att)	53.8, Kansas	8.3, Tulane
343 vs. Texas Tech	131 at Iowa State	Rushing Yards	269, Texas	54, Oklahoma State
49 at Oklahoma	30 at TCU	Rushes	56, TCU	23, Baylor
8.8 vs. Texas Tech	3.4 at Iowa State/West Virginia	Yards Per Carry	6.7, Texas	1.8, Oklahoma State
4 vs. USD/MU/OU/KU	0 vs. Tulane/Iowa State	Rushing Touchdowns	4, Kansas	0, USD/OU/ISU/OSU/BU
329 vs. Texas	95 vs. South Dakota	Passing Yards	359, Texas Tech	128, Missouri
37 vs. Oklahoma State	19 vs. South Dakota/Texas Tech	Passing Attempts	48, Texas Tech	26, Tulane/TCU
26 at Baylor	9 vs. Missouri	Completions	34, Texas Tech	13, Tulane
4 vs. Oklahoma State	0 vs. South Dakota/Missouri	Passing Touchdowns	4, Oklahoma	0, USD/MU/ISU/OSU/BU/KU
78.9 vs. South Dakota	45.0 vs. Missouri	Completion Percentage (Min. 10 Att)	70.8, Texas Tech	45.5, Oklahoma State
187.4 at Iowa State	87.4 vs. Missouri	Passing Efficiency (Min. 10 Att)	171.6, Oklahoma	57.3, Missouri
3 vs. Texas Tech	0 vs. South Dakota/TCU	Field Goals	3, Iowa State	0, USD/OSU/WVU/KU
62.7 vs. Kansas	36.8 vs. Texas Tech	Punting Average (Min. 3 Att)	51.2, Oklahoma	36.7, TCU
76 vs. Missouri	-5 vs. Kansas	Punt Return Yards	18, Tulane	-2, Kansas
138 vs. TCU	0 vs. Missouri/at Baylor	Kickoff Return Yards	76, TCU	0, Texas
6 vs. Texas Tech	0 vs. Texas/at Baylor	Sacks By	4, South Dakota	0, MU/TU/OU/TCU/OSU
10 vs. South Dakota/Missouri/Texas Tech	1 at Baylor	TFLs By	9, South Dakota	1, Missouri/Oklahoma State
4 vs. Missouri	0 vs. OU/ISU/TCU/UT/KU	Interceptions By	2, TCU	0, 10 teams
9 vs. Texas	3 at Iowa State/West Virginia	Penalties	11, Oklahoma	3, Tulane/TCU
85 vs. Texas	23 vs. Tulane/at Baylor	Penalty Yards	87, Oklahoma	25, Tulane/Kansas
2 vs. TCU/Texas	0 vs. USD/TU/OU/OSU/BU	Turnovers	4, Missouri/Texas Tech	0, Oklahoma/Iowa State/TCU

## INDIVIDUAL

K-State High	Opponent High
171, Adrian Martinez vs. Texas Tech	209, Bijan Robinson, Texas
26, Deuce Vaughn vs. TCU	30, Bijan Robinson, Texas
14.2, Adrian Martinez vs. Texas Tech	7.3, Max Duggan, TCU
75, Malik Knowles vs. South Dakota	68, Bijan Robinson, Texas
75, Malik Knowles vs. South Dakota	36, Bijan Robinson, Texas
4, Adrian Martinez at Oklahoma	2, Kendre Miller, TCU and Devin Neal, Kansas
329, Adrian Martinez vs. Texas	359, Donovan Smith, Texas Tech
37, Will Howard vs. Oklahoma State	48, Donovan Smith, Texas Tech
24, Adrian Martinez vs. Texas	34, Donovan Smith, Texas Tech
81, Adrian Martinez at Iowa State	71, Garrett Greene, West Virginia
81, Adrian Martinez at Iowa State	71, Garrett Greene, West Virginia
4, Will Howard vs. Oklahoma State	4, Dillon Gabriel, Oklahoma
73.3, Adrian Martinez vs. South Dakota	70.8, Donovan Smith, Texas Tech
189.3, Adrian Martinez vs. Texas Tech	171.6, Dillon Gabriel, Oklahoma
119, Phillip Brooks at Iowa State	139, Quentin Johnston, TCU
8, Deuce Vaughn vs. Tulane and at Baylor/Malik Knowles vs. Oklahoma State	9, Xavier White, Texas Tech
29.8, Phillip Brooks at Iowa State	34.8, Quentin Johnston, TCU
81, Phillip Brooks at Iowa State	71, Sam James, West Virginia
81, Phillip Brooks at Iowa State	71, Sam James, West Virginia
2, Kade Warner vs. Oklahoma State and Ben Sinnott at Baylor	3, Sam James, West Virginia
382, Adrian Martinez at Oklahoma	391, Dillon Gabriel, Oklahoma
229, Deuce Vaughn vs. Kansas	243, Bijan Robinson, Texas
3, Chris Tennant vs. Texas Tech	3, Jace Gilbert, Iowa State
53, Ty Zentner at West Virginia	49, Harrison Mevis, Missouri
7, Ty Zentner vs. Tulane/TCU	7, Casey Glover, Tulane
62.7, Ty Zentner vs. Kansas	51.2, Michael Turk, Oklahoma
72, Ty Zentner vs. Kansas	61, John Bickle, South Dakota and Casey Glover, Tulane
76, Phillip Brooks vs. Missouri	14, Jaylin Noel, Iowa State
69, Malik Knowles vs. Kansas	35, Wesley Eliodor, South Dakota
11, Kobe Savage at Oklahoma/Josh Hayes at Iowa State	15, David Ugwoegbu, Oklahoma
9, Drake Cheatum vs. Kansas	9, Brock Mogensen, South Dakota and Shadrach Banks, TCU
3.0, three times	3.0, Michael Scott, South Dakota
3.0, three times	2.0, four times
2, three times	2, four times
1, 16 times	1, four times
49, Daniel Green vs. Tulane	43, Malachi Ruffin, West Virginia





## SCORING

### All Games

Scored 40 or more points .....	47, vs. Kansas (11/26/2022)
Scored 50 or more points .....	55, vs. Kansas (10/24/2020)
Scored 60 or more points .....	63, vs. Florida Atlantic (9/17/2016)
Scored 70 or more points .....	76, vs. Ball State (9/16/2000)

Was held to 10 or fewer points .....	10, at Iowa State (10/8/2022)
Was held to 7 or fewer points .....	0, at Iowa State (11/21/2020)
Was shut out .....	at Iowa State (11/21/2020)
Was shut out in a half .....	2nd half, at TCU (10/22/2022)
Was shut out in back-to-back games .....	at Kansas, 0-28 and vs. Nebraska, 0-12 (1975)

Allowed 40 or more points .....	69, vs. Texas (12/5/2020)
Allowed 50 or more points .....	69, vs. Texas (12/5/2020)
Allowed 60 or more points .....	69, vs. Texas (12/5/2020)
Allowed 70 or more points .....	73, at Nebraska (11/10/2007)
Allowed a safety .....	at Iowa State (10/29/2016)
Allowed a two-point conversion .....	Jalen Hurts to CeeDee Lamb, vs. Oklahoma (10/26/2019)

Held an opponent to 10 or fewer points .....	3, at Baylor (11/12/2022)
Held an opponent to 7 or fewer points .....	3, at Baylor (11/12/2022)
Shut out an opponent .....	vs. Oklahoma State (10/29/2022)
Shut out an opponent in a half .....	2nd Half, at Baylor (11/12/2022)
Back-to-back shutouts .....	vs. Akron, 67-0; vs. N. Illinois, 44-0; vs. Missouri, 30-0 (1995)

Largest deficit overcome for a win .....	21 points
.....	at #3 Oklahoma, 14-35 in 3rd quarter (9/26/2020)
.....	vs. Iowa State, 14-35 in 3rd quarter (11/21/2015)
.....	at Missouri, 0-21 in 2nd quarter (11/6/2004)
.....	vs. Oklahoma State, 0-21 in 2nd quarter (10/23/1999)
.....	vs. Iowa State, 7-28 in 3rd quarter (9/25/1999)

Overtime game .....	vs. TCU; W, 31-28 (12/3/2022)
Come-from-behind win (trailing in 4th Q) .....	vs. Texas Tech, [21-17], won 31-21 (10/3/2020)

### Home Games

Scored 40 or more points .....	47, vs. Kansas (11/26/2022)
Scored 50 or more points .....	55, vs. Kansas (10/24/2020)
Scored 60 or more points .....	63, vs. Florida Atlantic (9/17/2016)
Scored 70 or more points .....	76, vs. Ball State (9/16/2000)

Was held to 10 or fewer points .....	10, vs. Tulane (9/17/2022)
Was held to 7 or fewer points .....	6, vs. TCU (10/14/2017)
Was shutout .....	vs. Oklahoma (10/17/2015)
Was shut out in a half .....	2nd half, vs. Tulane (9/17/2022)
Was shutout in back-to-back games .....	vs. Nebraska, 0-41 and vs. Oklahoma, 0-27 (1965)

Allowed 40 or more points .....	69, vs. Texas (12/5/2020)
Allowed 50 or more points .....	69, vs. Texas (12/5/2020)
Allowed 60 or more points .....	69, vs. Texas (12/5/2020)
Allowed 70 or more points .....	75, vs. Oklahoma (10/23/1971)

Held an opponent to 10 or fewer points .....	0, vs. Oklahoma State (10/29/2022)
Held an opponent to 7 or fewer points .....	0, vs. Oklahoma State (10/29/2022)
Shut out an opponent .....	0, vs. Oklahoma State (10/29/2022)
Shut out an opponent in a half .....	Both Halves, vs. Oklahoma State (10/29/2022)
Back-to-back shutouts .....	vs. Akron, 67-0; vs. N. Illinois, 44-0; vs. Missouri, 30-0 (1995)

### Away/Neutral Games

Scored 40 or more points .....	48, at West Virginia (11/19/2022)
Scored 50 or more points .....	55, at West Virginia (10/20/2012)
Scored 60 or more points .....	64, at Kansas (11/2/2002)
Scored 70 or more points .....	75, at Drury (10/17/1910)

Was held to 10 or fewer points .....	10, at Iowa State (10/8/2022)
Was held to 7 or fewer points .....	0, at Iowa State (11/21/2020)
Was shut out .....	at Iowa State (11/21/1920)
Was shut out in a half .....	2nd half, at TCU (10/22/2022)
Was shut out in back-to-back games .....	at LSU, 0-21 and at Tulsa, 0-3 (1980)
Allowed 40 or more points .....	45, at Iowa State (11/21/2020)
Allowed 50 or more points .....	51, at Oklahoma (10/27/2018)

Allowed 60 or more points .....	66, at Texas Tech (10/10/2009)
Allowed 70 or more points .....	73, at Nebraska (11/10/2007)

Held an opponent to 10 or fewer points .....	3, at Baylor (11/12/2022)
Held an opponent to 7 or fewer points .....	3, at Baylor (11/12/2022)
Shut out an opponent .....	at Iowa State (11/8/2003)
Shut out an opponent in a half .....	2nd Half, at Baylor (11/12/2021)
Back-to-back shutouts .....	at Kansas, 64-0 and at Missouri, 38-0 (2002)

## vs. AP TOP-25 OPPONENTS

Defeated a ranked opponent .....	vs. #3 TCU, 31-28 [ot] (12/3/2022)
Defeated a ranked opponent at home .....	vs. #9 Oklahoma State, 48-0 (10/29/2022)
Defeated a ranked opponent on the road/neutral site .....	vs. #3 TCU, 31-28 [ot] (12/3/2022)
Defeated a ranked opponent in consec. chances .....	vs. #24 OSU and vs. #23 UT (2012)
Defeated a ranked opponent in 3 consec. chances .....	at #6 Oklahoma; at #13 West Virginia; vs. #15 Texas Tech; vs. #24 Oklahoma; vs. #23 Texas (2012)

Lost to a ranked opponent .....	at #8 TCU, 38-28 (10/22/2022)
Lost to a ranked opponent at home .....	vs. #11 Baylor, 20-10 (11/20/2021)
Lost to a ranked opponent on the road/neutral site .....	at #8 TCU, 38-28 (10/22/2022)

## K-STATE TEAM OFFENSE

### Total Offense

Had 400 yards or more total offense .....	404 (205 rush/199 pass), vs. TCU (12/3/2022)
Had 500 yards or more total offense .....	509 (275 rush/234 pass), at Oklahoma (9/24/2022)
Had 600 yards or more total offense .....	658 (305 rush/353 pass), vs. North Texas (9/24/2005)

Consec. gms. with 500-plus yards of offense .....	573, vs. Nicholls and 521, vs. Bowling Green (2019)
Four consec. gms with 500-plus yards of offense .....	573 vs. Iowa State; 566 at Kansas; 518 at Baylor; 512 vs. Nebraska (1998)

Was held to 300 or fewer yards total offense .....	293 (228 rush/65 pass), at Texas (11/26/2021)
Was held to 200 or fewer yards total offense .....	149 (73 rush/76 pass), at Iowa State (11/21/2020)
Was held to 100 or fewer yards total offense .....	86 (25 rush/61 pass), vs. NU (10/5/1996)

### Rushing Yards

Had 250 or more rushing yards .....	343, vs. Texas Tech (10/1/2022)
Had 300 or more rushing yards .....	343, vs. Texas Tech (10/1/2022)
Had 400 or more rushing yards .....	415, vs. Nebraska (11/16/2002)

Was held to 100 or fewer rushing yards .....	81, at Texas Tech (10/23/2021)
Was held to 50 or fewer rushing yards .....	46, vs. Navy (12/31/2019)
Was held to negative rushing yards .....	-12, vs. Texas Tech (8/31/1996)

### Rushing Touchdowns

Had 3 or more rushing touchdowns .....	4, vs. Kansas (11/26/2022)
Had 4 or more rushing touchdowns .....	4, vs. Kansas (11/26/2022)
Had 5 or more rushing touchdowns .....	5, vs. Bowling Green (9/7/2019)

Was held without a rushing touchdown .....	at Iowa State (10/8/2022)
Was held without a rushing touchdown in consec. games .....	vs. South Dakota and Mississippi State (2018)

### Passing Yards

Had 350 or more passing yards .....	400, at West Virginia (11/20/2014)
Had 400 or more passing yards .....	400, at West Virginia (11/20/2014)
Had 450 or more passing yards .....	486, vs. Oklahoma (10/25/2008)

Was held to 200 or fewer passing yards .....	199, vs. TCU (12/3/2022)
Was held to 150 or fewer passing yards .....	116, vs. Texas Tech (10/1/2022)
Was held to 100 or fewer passing yards .....	95, vs. South Dakota (9/3/2022)

### Passing Touchdowns

Had 3 or more passing touchdowns .....	3, at Baylor (11/12/2022)
Had 4 or more passing touchdowns .....	4, vs. Oklahoma State (10/29/2022)

Was held without a passing touchdown .....	vs. Missouri (9/10/2022)
Was held without a passing TD in consec. games .....	vs. South Dakota & Missouri (2022)

## First Downs

Had 25 or more first downs .....	30, at Baylor (11/12/2022)
Had 30 or more first downs .....	30, at Baylor (11/12/2022)
Had 35 or more first downs .....	37, vs. Iowa State (10/24/1998)
Had 15 or fewer first downs .....	15, at TCU (10/22/2022)
Had 10 or fewer first downs .....	9, at Iowa State (11/21/2020)
Had 5 or fewer first downs .....	3, at Colorado (10/24/1992)

## Turnovers

Lost 3 or more fumbles .....	3, at Mississippi State (9/14/2019)
Lost 4 or more fumbles .....	4, vs. Eastern Kentucky (9/3/2011)
Lost 5 or more fumbles .....	5, vs. USC (9/21/2002)
Threw 3 or more interceptions .....	3, at West Virginia (10/31/2020)
Threw 4 or more interceptions .....	4, vs. Purdue (12/29/1998)
Threw 5 or more interceptions .....	5, vs. Iowa (9/10/1988)
Did not throw an interception .....	vs. TCU (12/3/2022)
Did not throw an INT in consec. games .....	2, vs. Kansas (11/26/2022) and TCU (12/3/2022)
Committed 5 or more turnovers .....	5, at Oklahoma State (10/5/2013)
Committed 6 or more turnovers .....	6, at Kansas (11/18/2006)
Did not commit a turnover .....	at Baylor (11/12/2022)
Did not commit a turnover in consec. games .....	2, vs. Tulane (9/17/2022) and at Oklahoma (9/24/2022)

## Time of Possession

Had 35:00 or more time of possession .....	37:37, at Baylor (11/12/2022)
Had 36:00 or more time of possession .....	37:37, at Baylor (11/12/2022)
Had 37:00 or more time of possession .....	37:37, at Baylor (11/12/2022)
Had 38:00 or more time of possession .....	38:03, at Kansas (11/2/2019)
Had 39:00 or more time of possession .....	42:52, vs. Bowling Green (9/7/2019)
Had 40:00 or more time of possession .....	42:52, vs. Bowling Green (9/7/2019)
Had 23:00 or less of time of possession .....	21:55, at TCU (10/22/2022)
Had 22:00 or less of time of possession .....	21:55, at TCU (10/22/2022)
Had 21:00 or less of time of possession .....	18:34, at Louisville (9/17/2008)
Had 20:00 or less of time of possession .....	18:34, at Louisville (9/17/2008)

## Penalties

Had 8 or more penalties .....	9, vs. Texas (11/5/2022)
Had 10 or more penalties .....	12, at Texas Tech (10/23/2021)
Had 12 or more penalties .....	12, at Texas Tech (10/23/2021)
Had 15 or more penalties .....	16, vs. Missouri State (9/15/2007)
Had 5 or less penalties .....	4, vs. TCU (12/3/2022)
Had 3 or less penalties .....	3, at West Virginia (11/19/2022)
Did not commit a penalty .....	0, vs. Texas (9/29/2018)

## Penalty Yards

Had 75 or more penalty yards .....	85 (9 pen.) vs. Texas (11/5/2022)
Had 100 or more penalty yards .....	108 (13 pen.) at Oklahoma (9/26/2020)
Had 125 or more penalty yards .....	129 (13 pen.) vs. South Dakota (9/1/2018)
Had 150 or more penalty yards .....	162 (16 pen.) vs. Missouri State (9/15/2007)
Had 40 or less penalty yards .....	40, vs. TCU (12/3/2022)
Had 20 or less penalty yards .....	14, at Texas (11/26/2021)
Had 10 or less penalty yards .....	10, vs. West Virginia (11/13/2021)
Did not have any penalty yards .....	0, vs. Texas (9/29/2018)

# K-STATE INDIVIDUAL RUSHING

## Attempts

Had 25 or more rushing attempts .....	26, Deuce Vaughn vs. TCU (12/3/2022)
Had 30 or more rushing attempts .....	32, Alex Barnes vs. Texas Tech (11/17/2017)
Had 35 or more rushing attempts .....	35, Collin Klein vs. Texas A&M (11/12/2011)
Had 40 or more rushing attempts .....	42, Darren Sproles vs. Western Kentucky (9/4/2004)

## Yards

Rushed for 100 or more yards .....	130, Deuce Vaughn vs. TCU (12/3/2022)
Rushed for 150 or more yards .....	158, Deuce Vaughn vs. Oklahoma State (10/29/2022)
Rushed for 200 or more yards .....	250, Alex Barnes at Baylor (10/6/2018)
Rushed for 100 or more yards (QB) .....	125, Will Howard vs. Oklahoma State (11/7/2020)
Rushed for 150 or more yards (QB) .....	170, Jesse Ertz at TCU (12/3/2016)
Had two 100-yard rushers .....	171, Adrian Martinez & 170, Deuce Vaughn vs. TTU (10/1/2022)

Consec. 100-yard rushing games .....	2, Deuce Vaughn, 147 vs. Kansas (11/26/2022) and 130 vs. TCU (12/3/2022)
Consec. 150-yard rushing games .....	2, Alex Barnes 250 at Baylor (10/6/2018) and 181 vs. Oklahoma State (10/13/2018)
Consec. 175-yard rushing games .....	2, Alex Barnes 250 at Baylor (10/6/2018) and 181 vs. Oklahoma State (10/13/2018)
Consec. 200-yard rushing games .....	2, Darren Sproles 273 vs. Missouri (11/22/2003) and 235 vs. Oklahoma (12/6/2003)

Had a run of 50 or more yards .....	62, Deuce Vaughn (TD) vs. Oklahoma State (10/29/2022)
Had a run of 60 or more yards .....	62, Deuce Vaughn (TD) vs. Oklahoma State (10/29/2022)
Had a run of 70 or more yards .....	75 (TD), Malik Knowles vs. South Dakota (9/3/2022)
Had a run of 80 or more yards .....	80 (TD), Deuce Vaughn at Kansas (11/6/2021)
Had a run of 90 or more yards .....	95 (TD), John Hubert vs. Missouri State (9/1/2012)

## Touchdowns

Rushed for 3 or more touchdowns .....	3, Adrian Martinez vs. Texas Tech (10/1/2022)
Rushed for 4 or more touchdowns .....	4, Adrian Martinez at Oklahoma (9/24/2022)
Rushed for 5 or more touchdowns .....	5, Collin Klein vs. Texas A&M (11/12/2011)
Had two players rush for two or more touchdowns .....	4, Alex Barnes and 2, Winston Dimel at Baylor (11/19/2016)

# K-STATE INDIVIDUAL PASSING

## Attempts

Had 30 or more pass attempts .....	32, Will Howard vs. TCU (12/3/2022)
Had 35 or more pass attempts .....	36, Adrian Martinez vs. Texas (11/5/2022)
Had 40 or more pass attempts .....	41, Skylar Thompson vs. Oklahoma (10/2/2021)
Had 45 or more pass attempts .....	48, Jake Waters vs. UCLA (1/2/2015)
Had 50 or more pass attempts .....	50, Collin Klein at Baylor (11/17/2012)

## Completions

Had 20 or more pass completions .....	24, Adrian Martinez vs. Texas (11/5/2022)
Had 25 or more pass completions .....	29, Skylar Thompson vs. Oklahoma (10/2/2021)
Had 30 or more pass completions .....	31, Jake Waters vs. UCLA (1/2/2015)
Had 35 or more pass completions .....	36, Josh Freeman at Oklahoma State (10/20/2007)

## Yards

Threw for 250 or more yards .....	294, Will Howard at West Virginia (11/19/2022)
Threw for 300 or more yards .....	329, Adrian Martinez vs. Texas (11/5/2022)
Threw for 350 or more yards .....	400, Jake Waters at West Virginia (11/20/2014)
Threw for 400 or more yards .....	400, Jake Waters at West Virginia (11/20/2014)

Consec. 200-yard passing games .....	2, Will Howard 294 at West Virginia (10/19/2022) and 213 vs. Kansas (11/26/2022)
Consec. 250-yard passing games .....	2, Skylar Thompson 259 vs. Arkansas State (9/12/2020) and 334 at Oklahoma (9/26/20)
Consec. 300-yard passing games .....	2, Jake Waters 300 at Baylor (12/6/2014) and 338 vs. UCLA (1/2/2015)

Had a pass of 50 or more yards .....	80, Will Howard vs. Kansas (11/26/2022)
Had a pass of 60 or more yards .....	80, Will Howard vs. Kansas (11/26/2022)
Had a pass of 70 or more yards .....	80, Will Howard vs. Kansas (11/26/2022)
Had a pass of 80 or more yards .....	80, Will Howard vs. Kansas (11/26/2022)
Had a pass of 90 or more yards .....	90 (TD), Jake Waters vs. Oklahoma (11/23/2013)





## Touchdowns

Threw 2 or more touchdowns.....	2, Will Howard vs. TCU (12/3/2022)
Threw 3 or more touchdowns.....	3, Will Howard at Baylor (11/12/2022)
Threw 4 or more touchdowns.....	4, Will Howard vs. Oklahoma State (10/29/2022)
Non-QB threw a touchdown pass.....	Alex Barnes (RB) vs. Iowa State (11/25/2017)

## Interceptions

Threw 3 or more interceptions .....	3, Will Howard at West Virginia (10/31/2020)
Threw 4 or more interceptions .....	4, Michael Bishop vs. Purdue (12/29/1998)
Threw 5 or more interceptions .....	5, Carl Straw vs. Iowa (9/10/1988)

# K-STATE INDIVIDUAL RECEIVING

## Receptions

Had 8 or more receptions .....	8, Deuce Vaughn at Baylor (11/12/2022)
Had 10 or more receptions .....	10, Deuce Vaughn vs. Oklahoma (10/2/2021)
Had 12 or more receptions .....	13, Tyler Lockett vs. UCLA (1/2/2015)
Had 14 or more receptions .....	14, Tyler Lockett at Baylor (12/6/2014)

## Yards

Had 100 or more receiving yards .....	111, Malik Knowles at West Virginia (11/19/2022)
Had 125 or more receiving yards .....	129, Deuce Vaughn at Oklahoma (9/26/2020)
Had 150 or more receiving yards .....	166, Byron Pringle at Oklahoma State (11/18/2017)
Had 175 or more receiving yards .....	196, Tyler Lockett at West Virginia (11/20/2014)
Had 200 or more receiving yards .....	278, Tyler Lockett vs. Oklahoma (11/23/2013)
Had two 100-yard receivers ....	119, Phillip Brooks/108, Malik Knowles at Iowa State (10/8/2022)

Consec. 100-yard receiving games .....	2, Isaiah Zuber 144 vs. UTSA (9/15/2018) and 133 at West Virginia (9/22/2018)
Consec. 125-yard receiving games .....	2, Isaiah Zuber 144 vs. UTSA (9/15/2018) and 133 at West Virginia (9/22/2018)
Consec. 150-yard receiving games .....	2, Tyler Lockett 158 at Baylor (12/6/2014) and 164 vs. UCLA (1/2/2015)
Consec. 175-yard rushing games .....	2, Tyler Lockett 196 at TCU (11/8/2014) and 196 at West Virginia (11/20/2014)

Had a reception of 50 or more yards .....	80, Deuce Vaughn vs. Kansas (11/26/2022)
Had a reception of 60 or more yards .....	80, Deuce Vaughn vs. Kansas (11/26/2022)
Had a reception of 70 or more yards .....	80, Deuce Vaughn vs. Kansas (11/26/2022)
Had a reception of 80 or more yards .....	80, Deuce Vaughn vs. Kansas (11/26/2022)
Had a reception of 90 or more yards .....	90 (TD), Tyler Lockett vs. Oklahoma (11/23/2013)

## Touchdowns

Had 2 or more touchdown receptions .....	2, Ben Sinnott at Baylor (11/12/2022)
Had 3 or more touchdown receptions .....	3, Byron Pringle at Oklahoma State (11/18/2017)
Had two players with 2 or more touchdown receptions .....	2, Tyler Lockett and 2, Curry Sexton vs. Texas Tech (10/4/2014)

# K-STATE MISCELLANEOUS OFFENSE

Have two 100-yard rushers and a 100-yard receiver.....	Jesse Ertz (170 rush), Justin Silmon (133 rush) and Byron Pringle (126 rec) at TCU (12/3/2016)
Have a 100-yard rusher and two 100-yard receivers.....	Jake Waters (105 rush), Curry Sexton (128 rec) and Tyler Lockett (125 rec) vs. Texas Tech (10/4/2014)
Have a 100-yard rusher, 100-yard receiver and 300-yard passer .....	James Johnson (129 rush) Jordy Nelson (125 rec), Deon Murphy (106 rec) and Josh Freeman (320 pass) at NU (11/10/2007)
Have a player with 300 yards passing and 100 yards rushing .....	Michael Bishop (341 pass/101 rush) vs. Texas A&M (12/5/1998)
Have a player with 100 yards passing and rushing.....	Adrian Martinez (171 rush/116 pass) vs. Texas Tech (10/1/2022)
Have a player with 300 or more yards of total offense.....	300, Will Howard (294 pass/6 rush) at West Virginia (11/19/2022)
Have a player with 400 or more yards of total offense.....	413, Jake Waters (400 pass/13 rush) at West Virginia (11/20/2014)
Have a player with 300 or more all-purpose yards.....	321, Tyler Lockett (196 rec/66 pr/59 kr) at West Virginia (11/20/2014)
Have a player with 6 or more touchdowns responsible for .....	7, Collin Klein (3 pass/4 rush) at West Virginia (10/20/2012)
Have a player with 4 or more touchdowns scored .....	4, Adrian Martinez (4 rush) at Oklahoma (9/24/2022)

Game-winning TD with less than 1:00 .....	0:00, S. Thompson to I. Zuber vs. Iowa St. (11/25/2017)
Game-winning TD in overtime .....	Byron Pringle at Texas Tech (11/4/2017)
Walk-off TD in overtime .....	Collin Klein vs. Texas A&M (11/12/2011)
Two-point Conversion .....	Chabastin Taylor at TCU (10/10/2020)
TD on an offensive fumble recovery .....	Tramaine Thompson (0 yds) vs. Texas A&M (11/12/2011)

# K-STATE TEAM DEFENSE

## Total Defense

Allow 250 or fewer total yards .....	217 (54 rush/163 pass), vs. Oklahoma State (10/29/2022)
Allow 200 or fewer total yards .....	140 (61 rush/79 pass), vs. Bowling Green (9/7/2019)
Allow 150 or fewer total yards .....	140 (61 rush/79 pass), vs. Bowling Green (9/7/2019)
Allow 100 or fewer total yards .....	53 (46 rush/5 pass), vs. Ball State (9/16/2000)

Allow 450 or more total yards .....	469 (218 rush/251 pass), vs. TCU (12/3/2022)
Allow 500 or more total yards .....	550 (220 rush/330 pass), at Oklahoma (9/24/2022)
Allow 550 or more total yards .....	550 (220 rush/330 pass), at Oklahoma (9/24/2022)
Allow 600 or more total yards .....	608 (334 rush/274 pass), vs. Texas (12/5/2020)

## Rushing Defense

Allowed 100 or fewer rushing yards.....	54, vs. Oklahoma State (10/29/2022)
Allowed 50 or fewer rushing yards .....	25, vs. Nevada (9/18/2021)
Allowed 10 or fewer rushing yards .....	10, vs. Eastern Kentucky (9/3/2011)
Allowed negative rushing yards .....	-13, vs. Texas A&M (10/17/2009)

Allowed 250 or more rushing yards .....	334, vs. Texas (12/5/2020)
Allowed 300 or more rushing yards .....	334, vs. Texas (12/5/2020)
Allowed 350 or more rushing yards .....	373, at Oklahoma State (9/28/2019)
Allowed 400 or more rushing yards .....	451 vs. Nebraska (10/7/2010)

## Rushing Touchdown Defense

Did not allow a rushing touchdown .....	at Baylor (11/12/2022)
Did not allow a rushing touchdown in consec. games.....	2, at Kansas (11/6/2021) and vs. West Virginia (11/13/2021)

Allowed 3 or more rushing touchdowns.....	4, vs. Kansas (11/26/2022)
Allowed 4 or more rushing touchdowns .....	4, vs. Kansas (11/26/2022)
Allowed 5 or more rushing touchdowns .....	7, vs. Texas (12/5/2020)

## Passing Defense

Allowed 200 or fewer passing yards.....	180, vs. Kansas (11/26/2022)
Allowed 100 or fewer passing yards .....	98, vs. Navy (12/31/2019)
Allowed 50 or fewer passing yards .....	5, vs. Ball State (9/16/2000)

Allowed 350 or more passing yards .....	359, vs. Texas Tech (10/1/2022)
Allowed 400 or more passing yards .....	425, at Oklahoma State (11/18/2017)
Allowed 450 or more passing yards .....	457, vs. Oklahoma State (11/5/2016)

## Passing Touchdown Defense

Did not allow a passing touchdown .....	vs. Kansas (11/26/2022)
Did not allow a passing touchdown in consec. games .....	vs. South Dakota (9/3/2022) and vs. Missouri (9/10/2022)

Allowed 3 or more passing touchdowns .....	3, at West Virginia (11/19/2022)
Allowed 4 or more passing touchdowns .....	4, at Oklahoma (9/24/2022)
Allowed 5 or more passing touchdowns .....	5, vs. Arkansas State (9/12/2020)

## Tackles for Loss

Recorded 8 or more TFLs .....	10, vs. Texas Tech (10/1/2022)
Recorded 10 or more TFLs .....	10, vs. Texas Tech (10/1/2022)
Recorded 11 or more TFLs.....	13, at Baylor (11/28/2020)
Recorded 12 or more TFLs.....	13, at Baylor (11/28/2020)
Recorded 13 or more TFLs.....	13, at Baylor (11/28/2020)
Recorded 14 or more TFLs.....	14, vs. Baylor (11/1/2003)
Did not have a TFL .....	at Iowa State (10/13/2012)

## Sacks

Recorded 4 or more sacks .....	4, at TCU (10/22/2022)
Recorded 6 or more sacks .....	6, vs. Texas Tech (10/1/2022)
Recorded 7 or more sacks .....	7, at Baylor (11/28/2020)
Recorded 8 or more sacks .....	8, vs. Baylor (11/1/2003)
Recorded 9 or more sacks .....	9, at Kansas (10/7/2000)
Did not have a sack .....	at Baylor (11/12/2022)

## Forced Turnovers

Recovered 3 or more fumbles .....	3, vs. Iowa State (11/21/2015)
Recovered 4 or more fumbles .....	4, vs. Iowa State (11/21/2015)
Recovered 5 or more fumbles .....	5, at Kansas (11/2/2002)

Intercepted 3 or more interceptions .....	4, vs. Missouri (9/10/2022)
Intercepted 4 or more interceptions .....	4, vs. Missouri (9/10/2022)
Intercepted 5 or more interceptions .....	5, vs. Texas (11/6/2010)

Forced 5 or more turnovers .....	6, at Kansas (11/30/2013)
Forced 6 or more turnovers .....	6, at Kansas (11/30/2013)

## First Downs Allowed

Allowed 15 or fewer first downs .....	14, vs. Oklahoma State (10/29/2022)
Allowed 10 or fewer first downs .....	10, vs. Iowa State (11/30/2019)
Allowed 5 or fewer first downs .....	5, vs. Bowling Green (9/7/2019)

Allowed 25 or more first downs .....	26 (11r/13p/2pn), at TCU (10/22/2022)
Allowed 30 or more first downs .....	32 (15r/15p/2pn), at Oklahoma (10/27/2018)
Allowed 35 or more first downs .....	38 (17r/19p/2pn), at Baylor (10/6/2018)

## Team Defensive Miscellaneous

Scored a safety .....	vs. Kansas [Holding in End Zone] (11/26/2022)
Scored two safeties .....	at Nebraska (11/12/2005)
Scored two safeties in one quarter .....	at Nebraska; 3rd quarter (11/12/2005)

# K-STATE INDIVIDUAL DEFENSE

## Tackles

Had 10 or more tackles .....	10, Daniel Green vs. TCU (12/3/2022)
Had 12 or more tackles .....	13, Daniel Green at Baylor (11/28/2020)
Had 13 or more tackles .....	13, Daniel Green at Baylor (11/28/2020)
Had 14 or more tackles .....	14, D.J. Reed at Iowa State (10/29/2016)
Had 15 or more tackles .....	17, Charmeachelle Moore vs. West Virginia (12/5/2015)

## Tackles for Loss

Had 3 or more tackles for loss .....	3.0, Brendan Mott at West Virginia (11/19/2021)
Had 4 or more tackles for loss .....	4.0, Felix Anudike-Uzomah vs. TCU (10/30/2021)
Had 5 or more tackles for loss .....	5.0, Ian Campbell vs. Illinois State (9/2/2006)

## Sacks

Had 2 or more sacks .....	3.0, Brendan Mott at West Virginia (11/19/2022)
Had 3 or more sacks .....	3.0, Brendan Mott at West Virginia (11/19/2022)
Had 4 or more sacks .....	4.0, Felix Anudike-Uzomah vs. TCU (10/30/2021)

## Interceptions

Intercepted 2 or more passes .....	2, Kevion McGee at Iowa State (11/24/2018)
Intercepted 3 or more passes .....	3, Allen Chapman vs. Oklahoma State (11/3/2012)
Intercepted 4 or more passes .....	4, Jaime Mendez vs. Temple (9/26/1992)

## Pass Breakups

Had 3 or more pass breakups .....	3, Russ Yeast vs. West Virginia (11/13/2021)
Had 4 or more pass breakups .....	4, Justin Gardner at TCU (10/10/2020)
Had 5 or more pass breakups .....	6, Terence Newman at Oklahoma (9/29/2001)

## Fumbles

Forced 2 or more fumbles .....	2, Felix Anudike-Uzomah vs. TCU (10/30/2021)
Recovered 2 or more fumbles .....	2, Ian Campbell vs. Baylor (10/27/2007)

## Scoring

TD on an interception return .....	Cincere Mason (37 yards) at West Virginia (11/19/2022)
TD on a fumble return .....	Jonathan Alexander (25 yards) vs. Nicholls (8/31/2019)
Safety via tackle in end zone .....	Felix Anudike-Uzomah at Texas Tech (10/23/2021)

# K-STATE INDIVIDUAL SPECIAL TEAMS

## Kickoff Returns

Had 150 or more KOR yards .....	152, D.J. Reed at Kansas (10/28/2017)
Had 200 or more KOR yards .....	201, Morgan Burns vs. West Virginia (12/5/2015)

TD on a kickoff return .....	Malik Knowles (93 yds) vs. Oklahoma (10/2/2021)
Had 2 or more KOR touchdowns .....	2, Brandon Banks (91 and 92 yds) vs. Tenn. Tech (9/26/2009)
Had KOR touchdowns in consec. games .....	2, Malik Knowles (99 yds) at Oklahoma State and (93 yds) vs. Oklahoma (2021)
Had a KOR touchdown to open a game .....	Joshua Youngblood (93 yds) vs. Iowa State (11/30/2019)

## Punt Returns

Had 75 or more punt return yards .....	76, Phillip Brooks vs. Missouri (9/10/2022)
Had 100 or more punt return yards .....	189, Phillip Brooks vs. Kansas (10/24/2020)
Had 125 or more punt return yards .....	189, Phillip Brooks vs. Kansas (10/24/2020)
Had 150 or more punt return yards .....	189, Phillip Brooks vs. Kansas (10/24/2020)

TD on a punt return .....	Phillip Brooks (76 yds) vs. Missouri (9/10/2022)
2 TDs on a punt returns .....	Phillip Brooks (55 yds and 52 yds) vs. Kansas (10/24/2020)
Had punt return TDs in consec. games .....	2, Aaron Lockett (69 yds) vs. Louisiana Tech and (84 yds) vs. Ball State (2000)
Had punt return TDs in 3 consec. games .....	3, David Allen (63 yds) vs. Indiana State; (69 yds) vs. Northern Illinois; (93 yds) vs. Texas (1998)

## Field Goals/PATs

Had 3 or more field goals .....	3, Chris Tennant vs. Texas Tech (10/1/2022)
Had 4 or more field goals .....	4, Blake Lynch vs. Texas Tech (11/17/2018)
Had 5 or more field goals .....	5, Jamie Rheem at Texas (10/2/1999)
Game-winning FG with less than one minute .....	OT (31 yds), Ty Zentner vs. TCU (12/3/2022)

Made a 47-yd FG or longer .....	53, Ty Zentner at West Virginia (11/19/2022)
Made a 48-yd FG or longer .....	53, Ty Zentner at West Virginia (11/19/2022)
Made a 49-yd FG or longer .....	53, Ty Zentner at West Virginia (11/19/2022)
Made a 50-yd FG or longer .....	53, Ty Zentner at West Virginia (11/19/2022)
Made a 51-yd FG or longer .....	53, Ty Zentner at West Virginia (11/19/2022)
Made a 52-yd FG or longer .....	53, Ty Zentner at West Virginia (11/19/2022)
Made a 53-yd FG or longer .....	53, Ty Zentner at West Virginia (11/19/2022)
Made a 54-yd FG or longer .....	54, Matthew McCrane at Texas (10/7/2017)
Made a 55-yd FG or longer .....	55, Jeff Snodgrass vs. North Texas (9/24/2005)

Made 5 or more PATs .....	6, Ty Zentner vs. Kansas (11/26/2022)
Made 6 or more PATs .....	6, Ty Zentner vs. Kansas (11/26/2022)
Made 7 or more PATs .....	7, Blake Lynch vs. Kansas (10/24/2020)
Made 8 or more PATs .....	9, Matthew McCrane vs. Florida Atlantic (9/17/2016)

## Blocked Kicks/Onside Kick

Blocked an extra point .....	Jordan Willis at Oklahoma State (10/3/2015)
Blocked a field goal .....	Wyatt Hubert at TCU (10/10/2020)
Blocked a punt .....	Seth Porter vs. South Dakota (9/3/2022)
Had 2 or more blocked kicks .....	2, Raphael Guidry (2 FGs) at Texas Tech (10/15/2011)
TD on blocked field goal .....	Kip Daily (65 yds) at Oklahoma State (10/5/2013)
TD on blocked punt return .....	Desmond Purnell (17 yds) vs. South Dakota (9/3/2022)
Defensive extra point .....	Nigel Malone (68-yd blocked XP return) vs. Arkansas (1/6/2012)
Recovered an onside kick .....	Jayd Kirby at Stanford (9/2/2016)





## OPPONENT INDIVIDUAL RUSHING

### Attempts

Had 25 or more rushing attempts ..... 30, Bijan Robinson, Texas (11/5/2022)  
 Had 30 or more rushing attempts ..... 30, Bijan Robinson, Texas (11/5/2022)

### Yards

Rushed for 100 or more yards ..... 110, Max Duggan, TCU (12/3/2022)  
 Rushed for 150 or more yards ..... 209, Bijan Robinson, Texas (11/5/2022)  
 Rushed for 200 or more yards ..... 209, Bijan Robinson, Texas (11/5/2022)  
 Had two 100-yard rushers ..... 221, Kylin Hill and 159, Nick Fitzgerald, Miss. State (9/8/2018)

Had a run of 60 or more yards ..... 68, Bijan Robinson, Texas (11/5/2022)  
 Had a run of 70 or more yards ..... 75 (TD), Breece Hall, Iowa State (10/16/2021)  
 Had a run of 80 or more yards ..... 84 (TD), Chuba Hubbard, Oklahoma State (9/28/2019)  
 Had a run of 90 or more yards ..... 91 (TD), David Thompson, Oklahoma State (11/18/1995)

### Touchdowns

Rushed for 3 or more touchdowns ..... 3, Bijan Robinson and Roschon Johnson, Texas (12/5/2020)  
 Rushed for 4 or more touchdowns ..... 4, Taylor Martinez, Nebraska (10/7/2010)  
 Had two players rush for 2 or more TDs ..... 3, Bijan Robinson and Roschon Johnson, Texas (12/5/2020)

## OPPONENT INDIVIDUAL PASSING

### Attempts

Had 30 or more pass attempts ..... 36, Max Duggan, TCU (12/3/2022)  
 Had 40 or more pass attempts ..... 48, Donovan Smith, Texas Tech (10/1/2022)  
 Had 45 or more pass attempts ..... 48, Donovan Smith, Texas Tech (10/1/2022)  
 Had 50 or more pass attempts ..... 56, Austin Simmons, South Dakota (9/1/2018)

### Completions

Had 20 or more pass completions ..... 20, Jalon Daniels, Kansas (11/26/2022)  
 Had 25 or more pass completions ..... 34, Donovan Smith, Texas Tech (10/1/2022)  
 Had 30 or more pass completions ..... 34, Donovan Smith, Texas Tech (10/1/2022)  
 Had 40 or more pass completions ..... 45, Patrick Mahomes, Texas Tech (10/8/2016)

### Yards

Threw for 250 or more yards ..... 251, Max Duggan, TCU (12/3/2022)  
 Threw for 300 or more yards ..... 359, Donovan Smith, Texas Tech (10/1/2022)  
 Threw for 350 or more yards ..... 359, Donovan Smith, Texas Tech (10/1/2022)  
 Threw for 400 or more yards ..... 425, Mason Rudolph, Oklahoma State (11/18/2017)

Had a pass of 50 or more yards ..... 53, Max Duggan, TCU (12/3/2022)  
 Had a pass of 60 or more yards ..... 71 (TD), Garrett Greene, West Virginia (11/19/2022)  
 Had a pass of 70 or more yards ..... 71 (TD), Garrett Greene, West Virginia (11/19/2022)  
 Had a pass of 80 or more yards ..... 82 (TD), Tyler Murray, Oklahoma (10/27/2018)  
 Had a pass of 90 or more yards ..... 95 (TD), Carter Stanley, Kansas (11/26/2016)

### Touchdowns

Threw 3 or more touchdowns ..... 3, Garrett Greene, West Virginia (11/19/2022)  
 Threw 4 or more touchdowns ..... 4, Dillon Gabriel, Oklahoma (9/24/2022)

## OPPONENT INDIVIDUAL RECEIVING

### Receptions

Had 8 or more receptions ..... 8, Monaray Baldwin, Baylor (11/12/2022)  
 Had 10 or more receptions ..... 10, David Sills V, West Virginia (9/22/2018)  
 Had 12 or more receptions ..... 13, Gary Jennings Jr., West Virginia (11/11/2017)  
 Had 14 or more receptions ..... 15, Sterling Shepard, Oklahoma (10/18/2014)

### Yards

Had 100 or more receiving yards ..... 139, Quentin Johnston, TCU (12/3/2022)  
 Had 150 or more receiving yards ..... 160, CeeDee Lamb, Oklahoma (10/27/2018)  
 Had 200 or more receiving yards ..... 233, Steven Sims, Kansas (10/28/2017)  
 Had two 100-yard receivers ..... 110, Devin Duvernay/110, Collin Johnson, Texas (11/9/2019)

### Touchdowns

Had 2 or more touchdown receptions ..... 3, Sam James, West Virginia (11/19/2022)  
 Had 3 or more touchdown receptions ..... 3, Sam James, West Virginia (11/19/2022)  
 Had 2 players with 2 or more TD catches ..... Ka'Raun White (2) and David Sills V (2), WVU (11/11/2017)

## OPPONENT INDIVIDUAL DEFENSE

### Tackles

Had 10 or more tackles ..... 10, Shadrach Banks, TCU (12/3/2022)  
 Had 12 or more tackles ..... 13, Lee Kpogba, West Virginia (11/19/2022)  
 Had 13 or more tackles ..... 13, Lee Kpogba, West Virginia (11/19/2022)  
 Had 14 or more tackles ..... 15, David Ugwoegbu, Oklahoma (9/24/2022)  
 Had 15 or more tackles ..... 15, David Ugwoegbu, Oklahoma (9/24/2022)

### Tackles for Loss

Had 3 or more tackles for loss ..... 3.0, Michael Scott, South Dakota (9/3/2022)  
 Had 4 or more tackles for loss ..... 4.0, James Lynch, Baylor (10/5/2019)

### Sacks

Had 2 or sacks ..... 2.0, Dylan Horton, TCU (12/3/2022)  
 Had 3 or sacks ..... 3.0, Gabe Hall, Baylor (11/20/2021)  
 Had 4 or sacks ..... 4.0, Mike Mamula, Boston College (12/25/1994)

### Interceptions/Pass Breakups

Intercepted 2 or more passes ..... 2, Zack Sanchez, Oklahoma (10/17/2015)  
 Had 3 or more pass breakups ..... 5, Dreshun Miller, West Virginia (10/31/2020)  
 Had 4 or more pass breakups ..... 5, Dreshun Miller, West Virginia (10/31/2020)

### Fumbles

Forced 2 or more fumbles ..... 2, Will McDonald, Iowa State (11/21/2020)  
 Recovered 2 or more fumbles ..... 2, Jacquies Smith, Missouri (11/13/2010)

### Scoring

TD on an interception return ..... Malachi Ruffin (43 yds), West Virginia (11/19/2022)  
 TD on a fumble return ..... Malcolm Rodriguez (0 yds), Oklahoma State (9/25/2021)  
 Safety via tackle in end zone ..... Dee Winters, TCU (10/30/2021)

## OPPONENT INDIVIDUAL SPECIAL TEAMS

### Kickoff Returns

Had 125 or more KOR yards ..... 150, D'Shawn Jamison, Texas (12/5/2020)  
 Had 150 or more KOR yards ..... 150, D'Shawn Jamison, Texas (12/5/2020)  
 TD on a kickoff return ..... Darryl Surgent (100 yds), Louisiana (9/7/2013)

### Punt Returns

Had 75 or more punt return yards ..... 90, D'Shawn Jamison, Texas (9/29/2018)  
 Had 100 or more punt return yards ..... 103, Danny Amendola, Texas Tech (10/30/2004)  
 TD on a punt return ..... D'Shawn Jamison (90 yds), Texas (9/29/2018)

### Field Goals

Had 3 or more field goals ..... 3, Jace Gilbert, Iowa State (10/8/2022)  
 Had 4 or more field goals ..... 4, Andrew Mevis, Iowa State (10/16/2021)  
 Game-winning FG with less than one minute ..... 0:00 (30 yds), John Mayers, Baylor (11/28/2020)

### Blocked Kicks/Onside Kick

Blocked an extra point ..... Myles Garrett, Texas A&M (12/28/2016)  
 Blocked a field goal ..... Kyle Rose, West Virginia (11/20/2014)  
 Blocked a punt ..... Jordan Sterns, Oklahoma State (11/1/2014)  
 TD on blocked punt return ..... D.J. Adeoba (26 yds), Massachusetts (9/5/2009)  
 Defensive extra point ..... Darrent Williams (85-yd blocked XP return), Oklahoma St. (10/12/2002)  
 Recovered an onside kick ..... Kansas (11/26/2016)

## GAME ONE

<b>SOUTH DAKOTA</b>	0	0	0	0	-	0
<b>rv/rv K-STATE</b>	20	7	7	0	-	34

Sept. 3 | Bill Snyder Family Stadium | Manhattan, Kan. | 6:02 p.m. | Att: 50,469



**MALIK KNOWLES**

### TEAM STATISTICS

	USD	K-STATE
<b>FIRST DOWNS</b>	<b>13</b>	<b>19</b>
Rushing	6	15
Passing	7	3
Penalty	0	1
<b>NET YARDS RUSHING</b>	<b>131</b>	<b>297</b>
Rushing Attempts	35	45
Average Per Rush	3.7	6.6
Rushing Touchdowns	0	4
Yards Gained Rushing	179	329
Yards Lost Rushing	48	32
<b>NET YARDS PASSING</b>	<b>139</b>	<b>95</b>
Completions-Attempts-Int	18-34-1	15-19-0
Average Per Attempt	4.1	5.0
Average Per Completion	7.7	6.3
Passing Touchdowns	0	0
<b>TOTAL OFFENSE YARDS</b>	<b>270</b>	<b>392</b>
Total offense plays	69	64
Average Gain Per Play	3.9	6.1
<b>Fumbles: Number-Lost</b>	<b>3-0</b>	<b>1-0</b>
<b>Penalties: Number-Yards</b>	<b>9-75</b>	<b>4-34</b>
<b>PUNTS-YARDS</b>	<b>7-274</b>	<b>5-202</b>
Average Yards Per Punt	39.1	40.4
Net Yards Per Punt	39.1	40.0
Inside 20	1	1
50+ Yards	2	0
Touchbacks	0	0
Fair catch	3	3
<b>KICKOFFS-YARDS</b>	<b>1-65</b>	<b>6-384</b>
Average Yards Per Kickoff	65.0	64.0
Net Yards Per Kickoff	40.0	37.3
Touchbacks	1	4
<b>Punt returns: Number-Yards-TD</b>	<b>1-2-0</b>	<b>1-29-1</b>
Average Per Return	2.0	29.0
<b>Kickoff returns: Number-Yds-TD</b>	<b>1-35-0</b>	<b>0-0-0</b>
Average Per Return	35.0	0.0
<b>Interceptions: Number-Yds-TD</b>	<b>0-0-0</b>	<b>1-0-0</b>
<b>Fumble Returns: Number-Yds-TD</b>	<b>0-0-0</b>	<b>0-0-0</b>
<b>Possession Time</b>	<b>27:41</b>	<b>32:19</b>
1st Quarter	5:42	9:18
2nd Quarter	7:02	7:58
3rd Quarter	7:48	7:12
4th Quarter	7:09	7:51
<b>Third-Down Conversions</b>	<b>5 of 16</b>	<b>5 of 14</b>
<b>Fourth-Down Conversions</b>	<b>0 of 4</b>	<b>1 of 2</b>
<b>Red-Zone Scores-Chances</b>	<b>0-1</b>	<b>2-3</b>
Touchdowns	0-1	2-3
Field goals	0-1	0-3
<b>Sacks By: Number-Yards</b>	<b>4-19</b>	<b>4-23</b>
<b>PAT Kicks</b>	<b>0-0</b>	<b>4-5</b>
<b>Field Goals</b>	<b>0-0</b>	<b>0-1</b>

### ► Game Notes

• The attendance for tonight's season opener was 50,469... It was the first sellout for K-State since the 2019 Oklahoma game (50,394)... The 2019 season – which was the first for head coach **Chris Klieman** – had three sellouts as the Baylor (50,448) and Nicholls (51,189) contests were also sellouts... The game against Nicholls was Klieman's first at the helm of the Wildcats.

• K-State shut out South Dakota, as it was the Wildcats' first shutout since the 2019 Bowling Green contest... It was K-State's first shutout in a season opener since also blanking South Dakota, 34-0, in 2015.

• K-State scored its first touchdown 10 seconds into the game on a 75-yard run by wide receiver **Malik Knowles**... It was the fastest score in a game in school history... The previous fastest was an 11-second score against Louisiana Tech in 1988... The previous record for a season-opening score was 12 seconds on a Morgan Burns kickoff return against South Dakota in 2015... It was the first time K-State scored on its first offensive play since a 68-yard touchdown from Skylar Thompson to Dalton Schoen against West Virginia in 2019... Knowles' 75-yard rush tied for the 12th-longest run in school history, a mark he also had at Baylor in 2020.

• **Seth Porter** blocked South Dakota's second punt of the evening, which **Desmond Purnell** scooped up and returned 17 yards for a touchdown... It was the second-straight season K-State had a blocked punt for a touchdown, as the Wildcats had one last year against West Virginia... It is the first time K-State had a blocked punt for a touchdown in consecutive seasons since 2007 and 2008.

## WILDCATS BLANK SOUTH DAKOTA IN OPENER

**MANHATTAN, Kan.** – Kansas State didn't waste any time in getting the fireworks started on its 2022 football season.

It took all of 10 seconds.

Wide receiver Malik Knowles took a handoff and darted 75 yards for a touchdown on the very first play from scrimmage, the fastest opening score in K-State history, and Preseason All-American Deuce Vaughn rushed for 126 yards and one touchdown, as the Wildcats rolled to a 34-0 victory over South Dakota in front of a sellout crowd of 50,469 at Bill Snyder Family Stadium.

K-State, 1-0, outgained South Dakota, 0-1, 393 to 270 overall, and stormed to a 27-0 halftime lead with three rushing touchdowns and another off a blocked punt. The Wildcats, who returned 13 starters and seethed with momentum after a dominant win over LSU in the Texas Bowl, appeared dominant from the start in an opening contest that was never in question ahead of an anticipated contest against former Big 12 Conference member Missouri.

A total of 66 different K-State players saw action as the Wildcats substituted as the game wore on over the final two quarters.

Adrian Martinez completed 11 of 15 passes for 53 yards and added 39 yards on 13 carries and a six-yard touchdown on the ground in his debut in the Wildcats' offense under first-year offensive coordinator Collin Klein. The 6-foot-2, 225-pound transfer from Nebraska completed passes to six different targets, including Knowles, who had three catches for 14 yards. Martinez was efficient, didn't commit a turnover, and managed the game well for his first game in a purple uniform.

Redshirt freshman Jake Rubley played the entire fourth quarter and appeared poised in the pocket during the first action of his career. Rubley went 4 of 4 for 43 yards.

K-State's experienced defense was largely effective as defensive coordinator Joe Klanderman utilized the 3-3-5 alignment throughout the contest. Felix Anudike-Uzomah, the Preseason Big 12 Defensive Player of the Year, recorded the Wildcats' first sack of the season early in the first quarter. Safety Cincere Mason recorded the first interception of the season for the Wildcats late in the first quarter.

It wasn't until Carson Camp completed a 13-yard pass to Javion Phelps with 8:29 left in the third quarter that South Dakota reached 100 yards in total offense. However, the Coyotes saw their 11-play drive end with fourth-down incompleteness.

The Coyotes threatened late when they reached the red zone on their final drive of the game, but Cartez Crook-Jones stuffed Mike Mansaray at the four-yard line on fourth down to preserve the shutout.

While K-State recorded its first shutout since 2019, the Wildcats enjoyed their first opening-play touchdown since against West Virginia in 2019.

Martinez handed the ball off to Knowles, who ran around the left side. Vaughn sprung him with a block. And Knowles raced down the sideline as cheers swept through the stadium during the march into history.

K-State's previous fastest opening score came in an 11-second score against Louisiana Tech in 1988.

Soon after, the special teams punt-block unit enjoyed a victory of its own when Seth Porter swept in and blocked a South Dakota punt and Desmond Purnell scooped up the football and returned in 17 yards for a touchdown with 8:14 left in the first quarter. Amazingly, it marked the Wildcats' 126th non-offensive touchdown since 1999, which leads the FBS over the span. Alabama ranks second with 118 non-offensive touchdowns.

Vaughn scored his first touchdown of the season when he raced around the right side, cut inside, and weaved 39 yards into the end zone with 49 seconds remaining in the quarter for a 20-0 lead.

### SCORING SUMMARY

Team	Qtr/Time	Scoring Play	Conversion	Plays-Yds-TOP	Score
KS	1st/14:50	Knowles 75 yd run	Tennant kick	1-75-0:10	0-7
KS	1st/8:14	Purnell 17 yd blkd punt return	Tennant kick		0-14
KS	1st/0:49	Vaughn 39 yd run	Tennant kick missed	6-63-1:28	0-20
KS	2nd/5:49	Martinez 6 yd run	Tennant kick	8-78-3:28	0-27
KS	3rd/8:43	Giddens 12 yd run	Tennant kick	11-63-4:55	0-34

### STATISTICAL LEADERS

#### ► South Dakota

Rushing	Att	Yds	TD	Long	Avg
Lawrence	14	84	0	17	6.0
Theis	11	56	0	29	5.1
Mansaray	3	14	0	9	4.7
Camp	6	-9	0	9	-1.5

Passing	C-A-I	Yds	TD	Lg	Sack
Camp	18-34-1	139	0	22	4

Receiving	Rec	Yds	TD	Lg
Galbreath	3	32	0	19
Phelps	3	25	0	13
Goehring	3	19	0	9
Martens	2	35	0	22
Bell	2	18	0	13
Theis	2	-2	0	2
Lawrence	1	6	0	6

#### ► Kansas State

Rushing	Att	Yds	TD	Lg	Avg
Vaughn	18	126	1	39	7.0
Knowles	1	75	1	75	75.0
Giddens	6	57	1	16	9.5
Martinez	13	39	1	17	3.0
Rubley	5	2	0	3	0.4

Passing	C-A-I	Yds	TD	Lg	Sack
Martinez	11-15-0	53	0	10	3
Rubley	4-4-0	42	0	18	1

Receiving	Rec	Yds	TD	Lg
Knowles	3	14	0	7
Warner	3	10	0	6
Swanson	2	23	0	18
Sinnott	2	12	0	8
Garcia II	1	17	0	17
Wheeler	1	10	0	10
Moore	1	4	0	4






## GAME TWO

<b>MISSOURI</b>	<b>3</b>	<b>0</b>	<b>3</b>	<b>6</b>	<b>-</b>	<b>12</b>
<b>rv/nr K-STATE</b>	<b>7</b>	<b>13</b>	<b>6</b>	<b>14</b>	<b>-</b>	<b>40</b>

Sept. 10 | Bill Snyder Family Stadium | Manhattan, Kan. | 11:15 a.m. | Att: 51,806



**KOBE SAVAGE**

## TEAM STATISTICS

	<b>MU</b>	<b>K-STATE</b>
<b>FIRST DOWNS</b>	<b>14</b>	<b>18</b>
Rushing	6	12
Passing	5	5
Penalty	3	1
<b>NET YARDS RUSHING</b>	<b>94</b>	<b>235</b>
Rushing Attempts	35	43
Average Per Rush	2.7	5.5
Rushing Touchdowns	1	4
Yards Gained Rushing	120	241
Yards Lost Rushing	26	6
<b>NET YARDS PASSING</b>	<b>128</b>	<b>101</b>
Completions-Attempts-Int	15-31-4	9-20-0
Average Per Attempt	4.1	5.0
Average Per Completion	8.5	11.2
Passing Touchdowns	0	0
<b>TOTAL OFFENSE YARDS</b>	<b>222</b>	<b>336</b>
Total offense plays	66	63
Average Gain Per Play	3.4	5.3
<b>Fumbles: Number-Lost</b>	<b>0-0</b>	<b>2-1</b>
<b>Penalties: Number-Yards</b>	<b>8-46</b>	<b>8-68</b>
<b>PUNTS-YARDS</b>	<b>6-246</b>	<b>4-217</b>
Average Yards Per Punt	41.0	54.2
Net Yards Per Punt	28.3	54.2
Inside 20	2	2
50+ Yards	2	3
Touchbacks	0	0
Fair catch	2	0
<b>KICKOFFS-YARDS</b>	<b>3-160</b>	<b>8-490</b>
Average Yards Per Kickoff	53.3	61.2
Net Yards Per Kickoff	37.0	41.1
Touchbacks	1	2
<b>Punt returns: Number-Yards-TD</b>	<b>0-0-0</b>	<b>1-76-1</b>
Average Per Return	0.0	76.0
<b>Kickoff returns: Number-Yds-TD</b>	<b>2-30-0</b>	<b>2-24-0</b>
Average Per Return	15.0	12.0
<b>Interceptions: Number-Yds-TD</b>	<b>0-0-0</b>	<b>4-3-0</b>
<b>Fumble Returns: Number-Yds-TD</b>	<b>0-0-0</b>	<b>0-0-0</b>
<b>Possession Time</b>	<b>27:59</b>	<b>32:01</b>
1st Quarter	7:05	7:55
2nd Quarter	9:35	5:25
3rd Quarter	5:19	9:41
4th Quarter	6:00	9:00
<b>Third-Down Conversions</b>	<b>5 of 16</b>	<b>4 of 13</b>
<b>Fourth-Down Conversions</b>	<b>1 of 1</b>	<b>2 of 2</b>
<b>Red-Zone Scores-Chances</b>	<b>1-1</b>	<b>4-5</b>
Touchdowns	1-1	2-5
Field goals	0-1	2-5
<b>Sacks By: Number-Yards</b>	<b>0-0</b>	<b>1-1</b>
<b>PAT Kicks</b>	<b>0-0</b>	<b>4-5</b>
<b>Field Goals</b>	<b>2-2</b>	<b>2-3</b>

## Game Notes

• Kansas State improved to 4-0 against non-conference Power 5 opponents under head coach **Chris Klieman**... The Wildcats won at Mississippi State in 2019 before defeating both Stanford (season opener) and LSU (Texas Bowl) last season... Dating back to his days as the head coach at North Dakota State, Klieman is now 6-0 against non-conference Power 5 opponents, as his Bison team defeated Iowa State in 2014 and Iowa in 2016.

• K-State tallied four interceptions on the day, the first time the Wildcats had at least four picks in a game since the 2014 Texas Tech game... **Daniel Green** and **Nick Allen** each had an interception, the first time linebackers had at least two picks in a game since Elijah Lee had two himself against TCU in 2015.

• **Deuce Vaughn** has rushed for at least 100 yards in eight-straight games dating back to last year, which is the second-longest streak in school history... Vaughn also has a rushing touchdown in nine-consecutive games, which is the fifth-longest streak in school history... With his effort against Missouri, Vaughn went from outside the top 10 to eighth in school history in career rushing yards, a mark that now stands at 2,171... Vaughn now has 28 rushing touchdowns, which is tied for sixth in school history.

• **Phillip Brooks** returned a punt 76 yards for a touchdown... It was the longest punt return since Isaiah Zuber took one 85 yards for a touchdown in the 2018 season opener against South Dakota... Brooks now has four punt-return scores in his career to move into sole possession of second place in school history.

## CATS DOMINATE IN WIN OVER MISSOURI

**MANHATTAN, Kan.** — Kansas State fans chanted “Big-Twelve-Football” and the marching band blared “Happy Trails” as soggy Missouri fans headed to the exits, and the Wildcats thumped the former Big 12 Conference member 40-12 in the first meeting between the teams since 2011 at rainy Bill Snyder Family Stadium.

Ponchos were the garment of the day among the 51,806 fans — many of whom returned after the initial lightning delay — but wetness did little to extinguish the flame of an old-school rivalry rekindled under the stadium lights in Manhattan. The K-State Marching Band played on, and new K-State men’s head basketball coach Jerome Tang stood in the K-State student section and performed the Wabash, as the Wildcats prevailed in the 98th meeting between the schools on the gridiron.

For the Missouri natives on the K-State team, the game took on a heightened meaning. That includes senior wide receiver Phillip Brooks, a native of Lee’s Summit, Missouri, who returned a punt 76 yards into the end zone to give the Wildcats a 20-3 lead in the second quarter.

Lightning prompted a 57-minute game delay with 7 minutes, 44 seconds left in the second quarter. When the teams returned to the field, Brooks provided the fireworks, and he now has four career punt-return touchdowns, which ranks second in K-State history.

The big storyline during the contest? Which team would better handle the rain. Deuce Vaughn had 145 rushing yards and two touchdowns — a 1-yard run that gave K-State a 7-3 lead late in the first quarter, and a 24-yard score early in the fourth quarter for a 33-6 advantage.

K-State seemed to handle the conditions much better than Missouri which is located 250 miles down Interstate 70. For a second-straight game, K-State senior transfer quarterback Adrian Martinez managed the offense without committing a turnover. He completed 9 of 20 passes for 101 yards and added 52 yards and one score on the ground, as the Wildcats outgained the Tigers 336 to 222 amid sporadic downpours. K-State held a 235-94 edge in rushing yards.

Meanwhile, the K-State defense forced an interception on four consecutive possessions, marking the first four-interception performance by the Wildcats since 2014.

Safeties Kobe Savage and Cincere Mason, and linebackers Daniel Green and Nick Allen each recorded a pick for a defense that also featured 10 tackles for loss, including a sack by Preseason Big 12 Defensive Player of the Year Felix Anudike-Uzomah.

It wasn’t until the final play of the game following a roughing-the-quarterback penalty that K-State surrendered its first touchdown of the 2022 season on a 1-yard touchdown run with no time left on the game clock. K-State shut out South Dakota 34-0 in its season opener and for 60 minutes held Missouri to two field goals — until the untimed play with no time remaining.

After Missouri managed a game-opening 11-play, 44-yard drive that resulted in a 49-yard field goal, the Wildcats’ defense made the Tigers appear largely pedestrian. Ten of the Tigers’ next 13 drives went for 20 or fewer yards. An 8-play, 54-yard drive in the third quarter resulted in a 44-yard field goal. K-State led 20-6 and responded with a pair of Chris Tennant field goals of 35 and 27 yards while scoring the next 20 points.

Redshirt freshman running back DJ Giddens scored the Wildcats’ final points when he raced 28 yards through the middle of the field with 2:33 left.

## SCORING SUMMARY

Team	Qtr/Time	Scoring Play	Conversion	Plays-Yds-TOP	Score
MU	1st/9:20	Mevis 49 yd field goal		11-44-5:40	3-0
KS	1st/4:16	Vaughn 1 yd run	Tennant kick	11-75-4:58	3-7
KS	2nd/13:29	Martinez 16 yd run	Tennant kick	10-49-4:22	3-14
KS	2nd/6:42	Brooks 76 yd punt return	Tennant kick blkd		3-20
MU	3rd/10:17	Mevis 44 yd field goal		8-54-2:16	6-20
KS	3rd/6:58	Tennant 35 yd field goal		6-16-2:22	6-23
KS	3rd/0:35	Tennant 37 yd field goal		4-0-1:20	6-26
KS	4th/12:52	Vaughn 24 yd run	Tennant kick	4-59-2:02	6-33
KS	4th/2:33	Giddens 28 yd run	Tennant kick	10-63-6:46	6-40
MU	4th/0:00	Schrader 1 yd run		6-20-1:10	12-40

## STATISTICAL LEADERS

### ► Missouri

Rushing	Att	Yds	TD	Long	Avg
Cook	13	56	0	11	4.3
Schrader	6	19	1	9	3.2
Peat	13	10	0	8	0.8

Passing	C-A-I	Yds	TD	Lg	Sack
Cook	15-27-2	128	0	39	1
Abraham	0-3-2	0	0	0	0

Receiving	Rec	Yds	TD	Lg
Lovett	3	66	0	39
Dove	3	34	0	19
Banister	3	18	0	8
Peat	3	15	0	6
Burden	1	3	0	3
Cooper	1	-4	0	0
Young	1	-4	0	0

### ► Kansas State

Rushing	Att	Yds	TD	Lg	Avg
Vaughn	24	145	2	29	6.0
Martinez	13	52	1	16	4.0
Brooks	1	3	0	3	3.0
Warner	1	2	0	2	2.0
Dineen	1	2	0	2	2.0
Frias II	1	2	0	2	2.0

Passing	C-A-I	Yds	TD	Lg	Sack
Martinez	9-20-0	101	0	28	0

Receiving	Rec	Yds	TD	Lg
Brooks	3	57	0	28
Knowles	2	26	0	18
Porter	1	7	0	7
Warner	1	4	0	4
Vaughn	1	4	0	4
Sinnott	1	3	0	3

## GAME THREE

<b>TULANE</b>	<b>7</b>	<b>0</b>	<b>3</b>	<b>7</b>	<b>-</b>	<b>17</b>
<b>rv/rv K-STATE</b>	<b>0</b>	<b>10</b>	<b>0</b>	<b>0</b>	<b>-</b>	<b>10</b>

Sept. 17 | Bill Snyder Family Stadium | Manhattan, Kan. | 2:02 p.m. | Att: 50,887



## TEAM STATISTICS

	<b>TU</b>	<b>K-STATE</b>
<b>FIRST DOWNS</b>	<b>18</b>	<b>15</b>
Rushing	9	8
Passing	8	7
Penalty	1	0
<b>NET YARDS RUSHING</b>	<b>160</b>	<b>186</b>
Rushing Attempts	40	42
Average Per Rush	4.0	4.4
Rushing Touchdowns	1	0
Yards Gained Rushing	179	199
Yards Lost Rushing	19	13
<b>NET YARDS PASSING</b>	<b>176</b>	<b>150</b>
Completions-Attempts-Int	13-26-2	21-31-0
Average Per Attempt	6.8	4.8
Average Per Completion	13.5	7.1
Passing Touchdowns	1	1
<b>TOTAL OFFENSE YARDS</b>	<b>336</b>	<b>336</b>
Total offense plays	66	73
Average Gain Per Play	5.1	4.6
<b>Fumbles: Number-Lost</b>	<b>0-0</b>	<b>0-0</b>
<b>Penalties: Number-Yards</b>	<b>3-25</b>	<b>5-23</b>
<b>PUNTS-YARDS</b>	<b>7-293</b>	<b>7-298</b>
Average Yards Per Punt	41.9	42.6
Net Yards Per Punt	36.1	37.1
Inside 20	1	3
50+ Yards	1	2
Touchbacks	2	1
Fair catch	3	2
<b>KICKOFFS-YARDS</b>	<b>4-258</b>	<b>2-129</b>
Average Yards Per Kickoff	64.5	64.5
Net Yards Per Kickoff	40.0	41.0
Touchbacks	3	1
<b>Punt returns: Number-Yards-TD</b>	<b>2-18-0</b>	<b>0-0-0</b>
Average Per Return	9.0	0.0
<b>Kickoff returns: Number-Yds-TD</b>	<b>1-22-0</b>	<b>1-23-0</b>
Average Per Return	22.0	23.0
<b>Interceptions: Number-Yds-TD</b>	<b>0-0-0</b>	<b>2-49-0</b>
<b>Fumble Returns: Number-Yds-TD</b>	<b>0-0-0</b>	<b>0-0-0</b>
<b>Possession Time</b>	<b>28:17</b>	<b>31:43</b>
1st Quarter	9:00	6:00
2nd Quarter	5:06	9:54
3rd Quarter	5:38	9:22
4th Quarter	8:33	6:27
<b>Third-Down Conversions</b>	<b>1 of 12</b>	<b>2 of 15</b>
<b>Fourth-Down Conversions</b>	<b>1 of 1</b>	<b>1 of 5</b>
<b>Red-Zone Scores-Chances</b>	<b>3-3</b>	<b>1-1</b>
Touchdowns	2-3	0-1
Field goals	1-3	1-1
<b>Sacks By: Number-Yards</b>	<b>0-0</b>	<b>2-10</b>
<b>PAT Kicks</b>	<b>2-2</b>	<b>1-1</b>
<b>Field Goals</b>	<b>1-1</b>	<b>1-1</b>

## ► Game Notes

• It was the third-straight sellout of Bill Snyder Family Stadium to open the 2022 season... It is the first time since the 2017 season that K-State sold out its first three games (Central Arkansas, Charlotte, Baylor)... That season, the Wildcats sold out the first six games of their seven-game home slate.

• Kansas State intercepted two passes, giving the Cats seven for the season... The seven interceptions in the first three games are the most by the Wildcats since the 2000 squad also had seven against Iowa (1), Louisiana Tech (4) and Ball State (2)... The interceptions on Saturday came from Daniel Green and Kobe Savage, who each carded their second-straight game with a pick.

• Senior linebacker **Daniel Green** intercepted a second-quarter pass and returned it 49 yards... It was the longest interception return by a Wildcat since Dante Barnett went 51 yards against Michigan in the 2013 Buffalo Wild Wings Bowl... It was the longest return by a linebacker since Alex Hrebec went 51 yards against Iowa State in the 2008 season finale... His two picks this season is the first time a Wildcat linebacker has had multiple interceptions in a season since Da'Quan Patton in 2019.

• Linebacker **Austin Moore** and safety **Kobe Savage** each recorded new career highs in tackles... More tallied eight stops, which bettered the six he had last week against Missouri... He also tallied a career-high 2.0 tackles for loss for a second-straight week... Savage finished the game with seven tackles, bettering the three stops he had last week against the Tigers.

## TULANE EDGES K-STATE

**MANHATTAN, Kan.** — Kansas State head coach Chris Klieman earlier in the week insisted that Tulane was a good team. Unfortunately, the Wildcats found out exactly how good the Green Wave was.

Adrian Martinez threw for 150 yards and one touchdown, and Deuce Vaughn added 81 yards on the ground, but the Wildcats found difficulty converting on third and fourth down and an exhausted defense struggled to put the brakes on late in a 17-10 loss to Tulane in front of a sellout crowd at Bill Snyder Family Stadium.

Despite its challenges, K-State was tied 10-10 heading into the final 5 minutes. However, Tulane quarterback Michael Pratt showed his moxie with a 4-yard touchdown pass to Tyrick James with 4 minutes and 27 seconds remaining. The Wildcats were unable to answer, and the Green Wave took control and converted on fourth-and-1 from their own 24-yard line in the final minute to secure their first win over a Power 5 conference team since 2010.

Although K-State and Tulane both had 336 total yards, both offenses struggled in sustaining drives. Tulane went 1 for 12 on third down while K-State went 2 of 15. The Wildcats also went just 1 of 5 on fourth down. None proved more costly than when the Wildcats faced fourth-and-1 at the Tulane 44-yard line late in the game but were unable to keep alive their drive.

That set up Tulane at its own 48. Pratt rushed for 11 yards, completed a 15-yard pass, then scrambled for 21 yards to the K-State 5. A 1-yard rush by running back Iverson Celestine set up Pratt's short touchdown pass for a 17-10 lead.

The Wildcats saw their ensuing drive stall and the Green Wave ran out the clock on one of their biggest victories in two decades.

Vaughn had 20 carries for 81 yards, bringing an unfortunate end to his streak of eight consecutive 100-yard rushing games and a streak of nine straight games with a rushing touchdown.

Pratt went 13 of 26 for 176 yards and one touchdown and two interceptions while adding a career-high 87 rushing yards on 12 carries for the Green Wave, who suffered a 40-35 loss at No. 2 Oklahoma last season in Norman.

Tulane struck first when running back Tyjae Spears, playing as Wildcat quarterback, ran one yard into the end zone to cap a 9-play, 91-yard drive with 3:13 left in the first quarter. It was the longest drive allowed by the K-State defense this season and marked the first time the Wildcats trailed by a touchdown.

Martinez and Kade Warner combined to tie the score at 7-7 with 2:43 left in the second quarter when Martinez threw his prettiest and longest pass of the season — a 21-yard completion to high-flying Warner, who hauled into the ball in the corner of the end zone and showed off his strength and concentration by maintaining possession despite being struck by two different defenders on his way to the turf.

Then the K-State defense sprang into action. Pratt threw a dart down the middle of the field that linebacker Daniel Green picked off and returned 49 yards down the Green Wave sideline with 28 seconds remaining in the second quarter. It marked Pratt's first interception of the season and the second interception by Green in two games.

Martinez took over at the Tulane 23 and got the ball to the 4 before his incompletion through the back of the end zone prompted a Chris Tennant 22-yard field goal as time expired for halftime.

## SCORING SUMMARY

Team	Qtr/Time	Scoring Play	Conversion	Plays-Yds-TOP	Score
TU	1st/3:13	Spears 1 yd run	Esnard kick	9-91-3:32	7-0
KS	2nd/2:43	Warner 21 yd pass from Martinez	Tennant kick	8-75-3:23	7-7
KS	2nd/0:00	Tennant 22 yd field goal		6-19-0:28	10-7
TU	3rd/8:51	Esnard 30 yd field goal		7-53-3:20	10-10
TU	4th/4:27	James 4 yd pass from Pratt	Esnard kick	5-52-2:11	17-10

## STATISTICAL LEADERS

### ► Tulane

Rushing	Att	Yds	TD	Long	Avg
Pratt	13	87	0	24	6.7
Celestine	14	52	0	8	3.7
Spears	9	26	1	8	2.9
Watts	1	1	0	1	1.0

Passing	C-A-I	Yds	TD	Lg	Sack
Pratt	13-26-2	176	1	38	2

Receiving	Rec	Yds	TD	Lg
Watts	3	60	0	23
McDougle	3	58	0	38
Wyatt	2	31	0	17
James	2	11	1	7
Keys III	1	7	0	7
Brown	1	5	0	5
Jackson	1	4	0	4

### ► Kansas State

Rushing	Att	Yds	TD	Lg	Avg
Vaughn	20	81	0	26	4.0
Martinez	13	59	0	11	4.5
Giddens	9	46	0	17	5.1

Passing	C-A-I	Yds	TD	Lg	Sack
Martinez	21-31-0	150	1	21	0

Receiving	Rec	Yds	TD	Lg
Vaughn	8	30	0	8
Knowles	5	52	0	19
Warner	4	46	1	21
Sinnott	2	7	0	4
Wheeler	1	9	0	9
Brooks	1	6	0	6







## GAME FOUR

<b>K-STATE</b>	<b>14</b>	<b>10</b>	<b>3</b>	<b>14</b>	<b>-</b>	<b>41</b>
<b>6/6 OKLAHOMA</b>	<b>7</b>	<b>10</b>	<b>3</b>	<b>14</b>	<b>-</b>	<b>34</b>

Sept. 24 | Memorial Stadium | Norman, Okla. | 7:05 p.m. | Att: 84,376



**ADRIAN MARTINEZ**

## TEAM STATISTICS

	<b>K-STATE</b>	<b>OU</b>
<b>FIRST DOWNS</b>	<b>28</b>	<b>26</b>
Rushing	15	12
Passing	10	14
Penalty	3	0
<b>NET YARDS RUSHING</b>	<b>275</b>	<b>220</b>
Rushing Attempts	49	34
Average Per Rush	5.6	6.5
Rushing Touchdowns	4	0
Yards Gained Rushing	284	227
Yards Lost Rushing	9	7
<b>NET YARDS PASSING</b>	<b>234</b>	<b>330</b>
Completions-Attempts-Int	21-34-0	26-39-0
Average Per Attempt	6.9	8.5
Average Per Completion	11.1	12.7
Passing Touchdowns	1	4
<b>TOTAL OFFENSE YARDS</b>	<b>509</b>	<b>550</b>
Total offense plays	83	73
Average Gain Per Play	6.1	7.5
<b>Fumbles: Number-Lost</b>	<b>0-0</b>	<b>0-0</b>
<b>Penalties: Number-Yards</b>	<b>6-37</b>	<b>11-87</b>
<b>PUNTS-YARDS</b>	<b>5-237</b>	<b>5-256</b>
Average Yards Per Punt	47.4	51.2
Net Yards Per Punt	43.4	39.2
Inside 20	2	1
50+ Yards	2	3
Touchbacks	1	3
Fair catch	4	1
<b>KICKOFFS-YARDS</b>	<b>7-440</b>	<b>6-390</b>
Average Yards Per Kickoff	62.9	65.0
Net Yards Per Kickoff	39.3	34.5
Touchbacks	5	5
<b>Punt returns: Number-Yards-TD</b>	<b>0-0-0</b>	<b>0-0-0</b>
Average Per Return	0.0	0.0
<b>Kickoff returns: Number-Yards-TD</b>	<b>1-58-0</b>	<b>1-10-0</b>
Average Per Return	58.0	10.0
<b>Interceptions: Number-Yds-TD</b>	<b>0-0-0</b>	<b>0-0-0</b>
<b>Fumble Returns: Number-Yds-TD</b>	<b>0-0-0</b>	<b>0-0-0</b>
<b>Possession Time</b>	<b>35:04</b>	<b>24:56</b>
1st Quarter	10:25	4:35
2nd Quarter	10:23	4:37
3rd Quarter	7:08	7:52
4th Quarter	7:08	7:52
<b>Third-Down Conversions</b>	<b>8 of 17</b>	<b>4 of 13</b>
<b>Fourth-Down Conversions</b>	<b>2 of 2</b>	<b>1 of 2</b>
<b>Red-Zone Scores-Chances</b>	<b>7-7</b>	<b>3-3</b>
Touchdowns	5-7	2-3
Field goals	2-7	1-3
<b>Sacks By: Number-Yards</b>	<b>1-5</b>	<b>0-0</b>
<b>PAT Kicks</b>	<b>5-5</b>	<b>4-4</b>
<b>Field Goals</b>	<b>2-2</b>	<b>2-2</b>

## Game Notes

• Kansas State earned its 11th all-time victory against an Associated Press top-10 team, while it was the fifth in a road game... The Wildcats have now defeated a team ranked in the AP Top 25 in four of the last six seasons, including the third time under head coach Chris Klieman... The Wildcats won vs. No. 5 Oklahoma in 2019 and at No. 3 Oklahoma in 2020.

• K-State totaled 509 yards of total offense, the first time going over 500 yards since last year's KU game (504 yards)... It was the most total offense by the Wildcats since tallying 521 against Bowling Green in 2019 and the most against a Big 12 team since going for 535 yards against Texas Tech in 2014.

• **Adrian Martinez** threw for 234 yards a touchdown on 21-of-34 aim, while he rushed for 148 yards and four touchdowns on 21 carries... He set a new career high in rushing TDs, bettering the three he had last season against Northwestern while playing for Nebraska... It is the most rushing touchdowns by a Wildcat since Skylar Thompson had three at Oklahoma in 2020.

• **Deuce Vaughn** rushed 25 times for 116 yards, while he hauled in two passes for 13 yards... He tallied his 15th career 100-yard rushing game, which remains the second most in school history... In each of his three games against Oklahoma, Vaughn has gone for 100 yards in either rushing (2022) or receiving (2020 and 2021).

• Martinez and Vaughn each eclipsed the 100-yard mark on the ground... It is the first time the Wildcats had two 100-yard rushers in the same game since the 2017 Cactus Bowl and the first in a Big 12 game since doing so against Oklahoma in 2017.

## MARTINEZ, CATS GO WIRE-TO-WIRE IN NORMAN

**NORMAN, Okla.** — Kansas State players said that they were hungry after ending their non-conference slate with a loss. The Wildcats opened their Big 12 Conference season by taking a bite out of a familiar foe in record-setting style.

Adrian Martinez threw for 234 yards and one touchdown and added 21 carries for 148 yards and four touchdowns, while Deuce Vaughn added 25 carries for 116 yards, as K-State vaulted past No. 6 Oklahoma, 41-34, in front of a sellout crowd at Memorial Stadium.

It marked the most points K-State has ever scored in Norman in a series that began in 1908.

It also marked the third time in four meetings that K-State beat Oklahoma. That includes the second straight time in Norman, where the Sooners are usually infallible, yet saw their mystique crack at the hands of Martinez & Co., who spoiled the first Big 12 game for Oklahoma head coach Brent Venables in his first game against his alma mater.

Martinez, who threw for nearly 300 yards against Oklahoma last season when he played at Nebraska, was amazing in his first Big 12 game as a Wildcat, engineering five touchdown drives, including two in the fourth quarter when the Sooners tried to keep up on the scoreboard.

K-State never trailed. It stormed to a 14-0 lead when Martinez completed a 6-yard scoring toss to Knowles, then took a 24-17 lead into the locker room, then led 27-20 after three quarters, and led 41-27 with 1 minute, 58 seconds remaining. In a game that was projected to be a defensive battle, K-State and Oklahoma combined for 75 points and 1,059 total yards.

Chris Kleiman improved to 3-1 against Oklahoma, winning 48-41 in 2019 in Manhattan, 38-35 in 2020 in Norman, then losing 37-31 last season before giving K-State its ninth victory over a Top 10 team since 2000 — four of which are against Oklahoma.

K-State outgained Oklahoma 550 to 509. The Wildcats launched a balanced attack — 275 rushing yards and 234 passing — against a Venables-led defense that entered among the fiercest in the FBS. The Wildcats ranked 13th in scoring defense and 20th in total defense in the FBS and proved they could go toe-to-toe against an Oklahoma offense that ranked 20th in scoring offense and 17th in total offense. Back and forth the teams battled, but the Wildcats kept the Sooners out of the end zone on five straight drives in the second half.

Oklahoma quarterback Dillon Gabriel completed 26 of 39 passes for 330 yards and four touchdowns and added seven carries for 61 yards. He threw back-to-back long touchdowns to Theo Wease (56 yards) and Marvin Mims (50) to tie the score at 14-14. Running back Eric Gray had 16 carries for 114 yards.

Martinez struck first and instantly showed flashes of his old self while using his arm and legs on a game-opening 12-play, 75-yard charge. He hit Ben Sinnott with two passes and Kade Warner with another, and rushed four times for 29 yards, including a 6-yard touchdown run for a 7-0 lead.

Sinnott had career highs with four catches for 80 yards. Phillip Brooks had seven catches for 56 yards. Knowles had four catches for 52 yards and one touchdown.

## SCORING SUMMARY

Team	Qtr/Time	Scoring Play	Conversion	Plays-Yds-TOP	Score
KS	1st/9:57	Martinez 6 yd run	Tennant kick	12-75-5:03	7-0
KS	1st/5:37	Knowles 6 yd pass from Martinez	Tennant kick	7-80-3:11	14-0
OU	1st/2:32	Wease 56 yd pass from Gabriel	Schmit kick	3-70-0:52	14-7
OU	2nd/12:24	Mims 50 yd pass from Gabriel	Schmit kick	4-63-1:09	14-14
KS	2nd/6:15	Martinez 3 yd run	Tennant kick	11-42-5:59	21-14
OU	2nd/2:47	Schmit 41 yd field goal		8-51-3:28	21-17
KS	2nd/0:00	Tennant 23 yd field goal		10-70-2:47	24-17
OU	3rd/11:42	Schmit 44 yd field goal		8-48-3:18	24-20
KS	3rd/3:24	Tennant 29 yd field goal		11-69-3:53	27-20
KS	4th/8:00	Martinez 15 yd run	Tennant kick	8-80-3:45	34-20
OU	4th/4:36	Willis 1 yd pass from Gabriel	Schmit kick	9-75-3:24	34-27
KS	4th/1:58	Martinez 1 yd run	Tennant kick	7-75-2:38	41-27
OU	4th/0:35	Willis 10 yd pass from Gabriel	Schmit kick	12-75-1:23	41-34

## STATISTICAL LEADERS

### ► Kansas State

Rushing	Att	Yds	TD	Long	Avg
Martinez	21	148	4	55	7.0
Vaughn	25	116	0	22	4.6
Giddens	2	13	0	12	6.5

Passing	C-A-I	Yds	TD	Lg	Sack
Martinez	21-34-0	234	1	27	0

Receiving	Rec	Yds	TD	Lg
Brooks	7	56	0	20
Sinnott	4	80	0	27
Knowles	4	52	1	25
Warner	3	26	0	16
Vaughn	2	13	0	7
Garcia II	1	7	0	7

### ► Oklahoma

Rushing	Att	Yds	TD	Lg	Avg
Gray	16	114	0	25	7.1
Gabriel	7	61	0	26	8.7
Major	9	37	0	8	4.1
Farooq	2	8	0	9	4.0

Passing	C-A-I	Yds	TD	Lg	Sack
Gabriel	26-39-0	330	4	56	1

Receiving	Rec	Yds	TD	Lg
Gray	7	45	0	19
Farooq	5	69	0	30
Willis	5	41	2	16
Mims	4	87	1	50
Wease	3	75	1	56
Major	2	13	0	11

## GAME FIVE

rv/rv	TEXAS TECH	0	10	10	8	-	28
25/rv	K-STATE	13	0	7	17	-	37

Oct. 1 | Bill Snyder Family Stadium | Manhattan, Kan. | 11:02 a.m. | Att: 50,782



ADRIAN MARTINEZ

### TEAM STATISTICS

	TTU	K-STATE
<b>FIRST DOWNS</b>	<b>26</b>	<b>15</b>
Rushing	8	9
Passing	16	6
Penalty	2	0
<b>NET YARDS RUSHING</b>	<b>114</b>	<b>343</b>
Rushing Attempts	34	39
Average Per Rush	3.4	8.8
Rushing Touchdowns	1	3
Yards Gained Rushing	144	376
Yards Lost Rushing	30	33
<b>NET YARDS PASSING</b>	<b>359</b>	<b>116</b>
Completions-Attempts-Int	34-48-2	12-19-0
Average Per Attempt	7.5	6.1
Average Per Completion	10.6	9.7
Passing Touchdowns	2	1
<b>TOTAL OFFENSE YARDS</b>	<b>473</b>	<b>459</b>
Total offense plays	82	58
Average Gain Per Play	5.8	7.9
<b>Fumbles: Number-Lost</b>	<b>2-2</b>	<b>2-1</b>
<b>Penalties: Number-Yards</b>	<b>5-40</b>	<b>5-47</b>
<b>PUNTS-YARDS</b>	<b>3-136</b>	<b>5-184</b>
Average Yards Per Punt	45.3	36.8
Net Yards Per Punt	35.7	36.8
Inside 20	1	2
50+ Yards	1	0
Touchbacks	1	0
Fair catch	1	4
<b>KICKOFFS-YARDS</b>	<b>4-255</b>	<b>8-508</b>
Average Yards Per Kickoff	63.8	63.5
Net Yards Per Kickoff	38.0	37.9
Touchbacks	2	5
<b>Punt returns: Number-Yards-TD</b>	<b>0-0-0</b>	<b>1-9-0</b>
Average Per Return	0.0	9.0
<b>Kickoff returns: Number-Yds-TD</b>	<b>2-47-0</b>	<b>1-20-0</b>
Average Per Return	23.5	20.0
<b>Interceptions: Number-Yds-TD</b>	<b>0-0-0</b>	<b>2-0-0</b>
<b>Fumble Returns: Number-Yds-TD</b>	<b>0-0-0</b>	<b>0-0-0</b>
<b>Possession Time</b>	<b>32:23</b>	<b>27:37</b>
1st Quarter	5:00	10:00
2nd Quarter	9:59	5:01
3rd Quarter	10:53	4:07
4th Quarter	6:31	8:29
<b>Third-Down Conversions</b>	<b>5 of 14</b>	<b>4 of 13</b>
<b>Fourth-Down Conversions</b>	<b>1 of 3</b>	<b>0 of 0</b>
<b>Red-Zone Scores-Chances</b>	<b>3-7</b>	<b>6-6</b>
Touchdowns	3-4	3-6
Field goals	0-4	3-6
<b>Sacks By: Number-Yards</b>	<b>3-23</b>	<b>6-27</b>
<b>PAT Kicks</b>	<b>2-2</b>	<b>4-4</b>
<b>Field Goals</b>	<b>2-3</b>	<b>3-3</b>

### ► Game Notes

• Kansas State improved to 2-0 in Big 12 play for the second time in head coach **Chris Klieman**'s four seasons in Manhattan and the eighth time since the Big 12 began in 1996... In each of the previous seven seasons the Wildcats won their first two Big 12 games, they finished with less than six Big 12 win just one time.

• **Adrian Martinez** rushed for a career-high 171 yards and three touchdowns... He tied for fifth in school history in rushing yardage by a quarterback in a game... Coupled with his 148 rushing yards at Oklahoma, it was the first time a K-State quarterback had consecutive 100-yard rushing games since Jesse Ertz in 2016 (106 vs. Iowa State; 153 vs. Oklahoma State), while it is the first time in Martinez's career he had back-to-back 100-yard rushing games.

• Martinez and **Deuce Vaughn** teamed for another 100-yard rushing game... It is the first time in school history K-State had two rushes with 100-yard games in back-to-back contests.

• **Felix Anudike-Uzomah** and **Khalid Duke** each finished the game with 3.0 sacks... It was the first time in school history the Wildcats had two players with 3.0 sacks in the same game... Each player tied for the fourth most sacks in a game in school history... It is the first time two K-State players had at least two sacks in the same game since Wyatt Hubert and Reggie Walker each carded 2.0 sacks against Texas Tech in 2018... Anudike-Uzomah now has 17.5 sacks in his career, just one shy of entering the school's career top-10 list.

## FOURTH QUARTER SURGE PUSHES CATS OVER TECH

**MANHATTAN, Kan.** — Adrian Martinez earlier in the week said that No. 25 Kansas State had to prove its national ranking. The Wildcats did so emphatically while the star quarterback and running back Deuce Vaughn continue to prove themselves as one of the top tandems in the Big 12 Conference.

Martinez rushed for a career-high 171 yards and three touchdowns, and Vaughn added a career-high 170 rushing yards, as the Wildcats scored 17 unanswered points to outlast Texas Tech, 37-28.

Martinez started things off early. He rushed 57 yards on the first play from scrimmage and then rushed 18 more into the end zone just 40 seconds into the contest.

Although K-State continued its roll while defeating Texas Tech for the 11th time in 12 meetings, it didn't come without a few bumps — and a lively halftime speech from Klieman, who was displeased that his team led just 13-10 at halftime after numerous opportunities to widen the margin.

Martinez completed 12 of 19 passes for 116 yards and one touchdown — an 18-yard scoring toss to Phillip Brooks that made it 20-13. When Texas Tech quarterback Donovan Smith answered by firing a 12-yard touchdown pass to Xavier White to cap a 7-play, 75-yard drive and tie the score at 20-20, Martinez ripped off a 69-yard run into the end zone early in the fourth quarter.

Chris Tennant, who was 3 for 3 on field goals, booted a 32-yarder to give the Wildcats a 30-20 lead with 9 minutes, 7 seconds left in the game.

Martinez put it away with a 12-yard touchdown run with just under 6 minutes to go, which extended the lead to 37-20.

K-State did a magnificent job of bouncing back after essentially going nearly one quarter of playing time without a touchdown.

Texas Tech outgained K-State 473-459 and ran 82 offensive plays after twice posting 100-plus plays earlier this season. The Wildcats held the high-octane Red Raiders to 5.8 yards per play. Smith completed 34 of 48 passes for 359 yards and two touchdowns — completing passes to 13 different players. But he also suffered two interceptions and was sacked six times — three by Khalid Duke and three by Felix Anudike-Uzomah, the Big 12 Preseason Defensive Player of the Year.

When Texas Tech knotted the score a 20-20 late in the third quarter, the Wildcats' defense, which appeared gassed at times, knew it needed to respond. And after Martinez's long run put K-State ahead by a touchdown, the defense buckled down. Texas Tech failed to convert on fourth-and-5 at its own 40-yard line — a critical play as cornerback Ekow Boye-Doe broke up a pass intended for J.J. Sparkman across the middle to give the Wildcats possession.

Shortly after, Tennant's 32-yard field goal lifted the Wildcats to a two-score advantage.

For a second straight week, the K-State offense played lights out, averaging 7.9 yards per play behind Martinez and Vaughn, who became the first duo in school history to reach 100 rushing yards in consecutive games.

Vaughn increased his career rushing total to 2,684 yards, moving to No. 5 on the school's all-time list.

### SCORING SUMMARY

Team	Qtr/Time	Scoring Play	Conversion	Plays-Yds-TOP	Score
KS	1st/14:20	Martinez 18 yd run	Tennant kick	2-75-0:40	0-7
KS	1st/4:57	Tennant 29 yd field goal		14-72-6:19	0-10
KS	1st/0:24	Tennant 26 yd field goal		6-25-3:01	0-13
TT	2nd/1:24	Martinez 6 yd pass from Smith	Wolff kick	9-86-4:38	7-13
TT	2nd/0:00	Wolff 51 yd field goal		4-37-0:21	10-13
TT	3rd/7:14	Wolff 39 yd field goal		8-46-2:42	13-13
KS	3rd/6:04	Brooks 18 yd pass from Martinez	Tennant kick	2-77-1:03	13-20
TT	3rd/3:08	White 12 yd pass from Smith	Wolff kick	7-75-2:56	20-20
KS	4th/13:34	Martinez 69 yd run	Tennant kick	3-76-1:16	20-27
KS	4th/9:07	Tennant 32 yd field goal		6-26-2:36	20-30
KS	4th/5:54	Martinez 12 yd run	Tennant kick	4-27-2:33	20-37
TT	4th/2:23	Smith 3 yd run	Tharp pass from Smith	13-75-3:31	28-37

### STATISTICAL LEADERS

#### ► Texas Tech

Rushing	Att	Yds	TD	Long	Avg
Thompson	6	55	0	23	9.2
Brooks	10	39	0	7	3.9
Smith	18	20	1	11	1.1

Passing	C-A-I	Yds	TD	Lg	Sack
Smith	34-48-2	359	2	58	6

Receiving	Rec	Yds	TD	Lg
White	9	120	1	26
Price	6	44	0	16
Brooks	4	5	0	3
Cleveland	3	98	0	58
Fouonji	3	24	0	10
Sparkman	3	23	0	9

#### ► Kansas State

Rushing	Att	Yds	TD	Lg	Avg
Martinez	12	171	3	69	14.2
Vaughn	23	170	0	69	7.4
Brooks	1	6	0	6	6.0

Passing	C-A-I	Yds	TD	Lg	Sack
Martinez	12-19-0	116	1	20	3

Receiving	Rec	Yds	TD	Lg
Brooks	5	36	1	18
Warner	3	47	0	20
Knowles	1	13	0	13
Vaughn	1	11	0	11
Sinnott	1	6	0	6
Wheeler	1	3	0	3





## GAME SIX

20/20 <b>K-STATE</b>	<b>7</b>	<b>0</b>	<b>0</b>	<b>3</b>	<b>-</b>	<b>10</b>
<b>IOWA STATE</b>	<b>3</b>	<b>3</b>	<b>3</b>	<b>0</b>	<b>-</b>	<b>9</b>

Oct. 8 | Jack Trice Stadium | Ames, Iowa | 6:35 p.m. | Att: 60,561



**PHILLIP BROOKS**

## TEAM STATISTICS

	<b>K-STATE</b>	<b>ISU</b>
<b>FIRST DOWNS</b>	<b>16</b>	<b>13</b>
Rushing	7	4
Passing	8	9
Penalty	1	0
<b>NET YARDS RUSHING</b>	<b>131</b>	<b>78</b>
Rushing Attempts	38	24
Average Per Rush	3.4	3.2
Rushing Touchdowns	0	0
Yards Gained Rushing	156	98
Yards Lost Rushing	25	20
<b>NET YARDS PASSING</b>	<b>257</b>	<b>198</b>
Completions-Attempts-Int	13-20-0	22-38-0
Average Per Attempt	12.8	5.2
Average Per Completion	19.8	9.0
Passing Touchdowns	1	0
<b>TOTAL OFFENSE YARDS</b>	<b>388</b>	<b>276</b>
Total offense plays	58	62
Average Gain Per Play	6.7	4.5
<b>Fumbles: Number-Lost</b>	<b>1-1</b>	<b>0-0</b>
<b>Penalties: Number-Yards</b>	<b>3-25</b>	<b>5-40</b>
<b>PUNTS-YARDS</b>	<b>6-253</b>	<b>6-264</b>
Average Yards Per Punt	42.2	44.0
Net Yards Per Punt	39.7	44.0
Inside 20	3	3
50+ Yards	3	1
Touchbacks	0	0
Fair catch	2	2
<b>KICKOFFS-YARDS</b>	<b>3-175</b>	<b>4-255</b>
Average Yards Per Kickoff	58.3	63.8
Net Yards Per Kickoff	42.0	41.0
Touchbacks	1	2
<b>Punt returns: Number-Yards-TD</b>	<b>1-0-0</b>	<b>2-15-0</b>
Average Per Return	0.0	7.5
<b>Kickoff returns: Number-Yds-TD</b>	<b>2-41-0</b>	<b>2-24-0</b>
Average Per Return	20.5	12.0
<b>Interceptions: Number-Yds-TD</b>	<b>0-0-0</b>	<b>0-0-0</b>
<b>Fumble Returns: Number-Yds-TD</b>	<b>0-0-0</b>	<b>0-0-0</b>
<b>Possession Time</b>	<b>30:22</b>	<b>29:38</b>
1st Quarter	2:46	12:14
2nd Quarter	9:12	5:48
3rd Quarter	8:12	6:48
4th Quarter	10:12	4:48
<b>Third-Down Conversions</b>	<b>4 of 13</b>	<b>5 of 15</b>
<b>Fourth-Down Conversions</b>	<b>0 of 0</b>	<b>0 of 1</b>
<b>Red-Zone Scores-Chances</b>	<b>1-2</b>	<b>1-1</b>
Touchdowns	0-2	0-1
Field goals	1-2	1-1
<b>Sacks By: Number-Yards</b>	<b>2-15</b>	<b>3-17</b>
<b>PAT Kicks</b>	<b>1-1</b>	<b>0-0</b>
<b>Field Goals</b>	<b>1-2</b>	<b>3-3</b>

## ► Game Notes

• Kansas State improved to 3-0 in Big 12 play for the second time in head coach **Chris Klieman**'s four seasons in Manhattan and the seventh time since the Big 12 began in 1996... In each of the previous six seasons the Wildcats won their first three Big 12 games, they finished with less than six Big 12 win just one time.

• The Wildcats are 5-1 halftime through its 12-game schedule... It is the third time in Chris Klieman's four seasons at the helm that the Wildcats won five of their first six games... It is the seventh time K-State has won at least five of their first six games since college football implemented a 12-game schedule in 2006.

• The nine points surrendered by K-State on Saturday was the fewest since allowing just seven points to Stanford in the 2021 season opener... It was the fewest against a Big 12 opponent since the 2018 Texas Tech game (6) and the fewest in a Big 12 road game since the 2016 TCU contest (6)... In a tightly contested series against Iowa State, it was the fewest surrendered to the Cyclones since 2013 (7) and the fewest allowed in Ames since 2003 (0).

• Wide receivers **Phillip Brooks** (119) and **Malik Knowles** (108) each tallied 100-yard receiving games... It is the first time the Wildcats had two 100-yard receivers in the same game since 2017 against Central Arkansas (Byron Pringle: 121 yards; Isaiah Harris: 118 yards)... It is the first time in a Big 12 game since the 2014 Kansas game (Curry Sexton: 141 yards; Tyler Lockett: 199 yards).

## CATS OUTLAST CYCLONES

**AMES, Iowa** — The latest nail-biting installment of the Kansas State-Iowa State rivalry, called Farmageddon, ended shortly after 9 p.m. But for a third-straight Saturday, it was 9AM for another Big 12 Conference opponent.

Adrian Martinez, adoringly called "9AM," took a final kneel down, K-State head coach Chris Klieman pumped his fist on the visitor's sideline, and more than 60,000 at Jack Trice Stadium stood in silence as time ticked down on the Wildcats' fourth-quarter comeback victory.

No. 20 K-State 10, Iowa State 9.

Martinez, who accounted for 669 total yards and nine touchdowns in wins over then-No. 6 Oklahoma (41-34) and Texas Tech (38-27), threw for 246 yards and one touchdown and added 19 carries for 77 yards, and the Wildcats' defense, called countless times to hold down the Cyclones' offense, stiffened again and again.

K-State led 7-6 at halftime, then trailed 9-7 on a 43-yard field goal by Jace Gilbert with 5 minutes, 27 seconds left in the third quarter.

K-State responded in handing Iowa State just its fourth home loss in the last 30 games.

Chris Tennant nailed a 30-yard field goal with 7:14 seconds remaining in the fourth quarter for the 10-9 win, the lowest-scoring game in the series since a 7-7 tie in Ames in 1984.

The defense stiffened one last time when it mattered most, giving K-State its 12th-straight victory over Iowa State when ranked in the AP Top 25.

K-State's 10 points marked its fewest in a conference road win since a 9-3 victory at Iowa State in 1982. It marked the first time since 2016 that K-State held a Big 12 opponent to single digits on the road.

There were an abundance of big moments not necessarily seen upon the scoreboard. That included when the K-State defense forced Iowa State head coach Matt Campbell to go for it on fourth-and-7 at the K-State 49-yard line with 2:29 remaining in the fourth quarter.

The defense forced Hunter Dekkers into an incompletion, the Wildcats took possession, and they ran out of the clock. It put a stamp on the program's first 5-1 start since 2020, and a 3-0 Big 12 record, which makes the Wildcats the only 3-0 undefeated team in the Big 12 league standings.

K-State outgained Iowa State 388 to 276 and held the Cyclones to just 5 of 15 on third downs. That the Wildcats limited Dekkers to just 198 passing yards while completing 22 of 38 passes, and limited the Cyclones to just 78 rushing yards on 24 carries underscored their outstanding performance.

Iowa State entered the game outscoring its opponents 37-7 in the fourth quarter. K-State allowed the Cyclones a field goal in the first, second and third quarters, and then finally delivered the knockout punch and held the Cyclones off the scoreboard over the final 15 minutes.

Phillip Brooks had four catches for a career-high 119 receiving yards and Malik Knowles had five catches for 108 yards. It marked the first time K-State had two 100-yard receivers since Byron Pringle (121) and Isaiah Harris (118) on September 2, 2017.

Xavier Hutchinson, the nation's leader in receptions, had eight catches on 17 targets for 100 yards.

K-State struck first and fast, as Martinez found Brooks streaking down the field for an 81-yard catch-and-run touchdown and a 7-0 lead less than 3 minutes into the game. It was the longest K-State completion since 2017 and ended up being the only time K-State or Iowa State reached the end zone.

## SCORING SUMMARY

Team	Qtr/Time	Scoring Play	Conversion	Plays-Yds-TOP	Score
KS	1st/12:23	Brooks 81 yd pass from Martinez	Tennant kick	3-86-0:54	7-0
IS	1st/9:22	Gilbert 35 yd field goal		8-74-2:54	7-3
IS	2nd/14:47	Gilbert 44 yd field goal		16-69-7:43	7-6
IS	3rd/0:48	Gilbert 43 yd field goal		12-55-5:27	7-9
KS	4th/7:14	Tennant 30 yd field goal		10-45-5:03	10-9

## STATISTICAL LEADERS

### ► Kansas State

Rushing	Att	Yds	TD	Long	Avg
Martinez	19	77	0	19	4.1
Giddens	8	32	0	8	4.0
Vaughn	10	23	0	9	2.3

Passing	C-A-I	Yds	TD	Lg	Sack
Martinez	12-19-0	246	1	81	3
Knowles	1-1-0	11	0	11	0

Receiving	Rec	Yds	TD	Lg
Knowles	5	108	0	68
Brooks	4	119	1	81
Vaughn	2	14	0	8
Martinez	1	11	0	11
Sinnott	1	5	0	5

### ► Iowa State

Rushing	Att	Yds	TD	Lg	Avg
Brock	13	33	0	6	2.5
Silas	7	30	0	13	4.3
Dekkers	4	15	0	24	3.8

Passing	C-A-I	Yds	TD	Lg	Sack
Dekkers	22-38-0	198	0	38	2

Receiving	Rec	Yds	TD	Lg
Hutchinson	8	100	0	38
Noel	6	31	0	11
Shaw	2	21	0	12
Stanley	2	17	0	9
Brock	2	0	0	4
Hanika	1	25	0	25

## GAME SEVEN

17/17 <b>K-STATE</b>	7	21	0	0	-	28
8/8 <b>TCU</b>	10	7	14	7	-	38

Oct. 22 | Amon G. Carter Stadium | Fort Worth, Texas | 7:10 p.m. | Att: 47,881



**WILL HOWARD**

### TEAM STATISTICS

	K-STATE	TCU
<b>FIRST DOWNS</b>	<b>15</b>	<b>26</b>
Rushing	6	11
Passing	9	13
Penalty	0	2
<b>NET YARDS RUSHING</b>	<b>158</b>	<b>215</b>
Rushing Attempts	30	56
Average Per Rush	5.3	3.8
Rushing Touchdowns	2	2
Yards Gained Rushing	165	255
Yards Lost Rushing	7	40
<b>NET YARDS PASSING</b>	<b>232</b>	<b>280</b>
Completions-Attempts-Int	14-23-2	17-26-0
Average Per Attempt	10.1	10.8
Average Per Completion	16.6	16.5
Passing Touchdowns	2	3
<b>TOTAL OFFENSE YARDS</b>	<b>390</b>	<b>495</b>
Total offense plays	53	82
Average Gain Per Play	7.4	6.0
<b>Fumbles: Number-Lost</b>	<b>2-0</b>	<b>1-0</b>
<b>Penalties: Number-Yards</b>	<b>4-35</b>	<b>3-30</b>
<b>PUNTS-YARDS</b>	<b>2-76</b>	<b>3-110</b>
Average Yards Per Punt	38.0	36.7
Net Yards Per Punt	38.0	30.0
Inside 20	2	0
50+ Yards	0	0
Touchbacks	0	1
Fair catch	2	1
<b>KICKOFFS-YARDS</b>	<b>5-310</b>	<b>7-426</b>
Average Yards Per Kickoff	62.0	60.9
Net Yards Per Kickoff	40.0	35.0
Touchbacks	3	2
<b>Punt returns: Number-Yards-TD</b>	<b>0-0-0</b>	<b>0-0-0</b>
Average Per Return	0.0	0-0
<b>Kickoff returns: Number-Yds-TD4-101-0</b>	<b>2-35-0</b>	<b>2-35-0</b>
Average Per Return	25.2	17.5
<b>Interceptions: Number-Yds-TD</b>	<b>0-0-0</b>	<b>2-5-0</b>
<b>Fumble Returns: Number-Yds-TD</b>	<b>0-0-0</b>	<b>0-0-0</b>
<b>Possession Time</b>	<b>21:55</b>	<b>38:05</b>
1st Quarter	8:09	6:51
2nd Quarter	4:42	10:18
3rd Quarter	4:13	10:47
4th Quarter	4:51	10:09
<b>Third-Down Conversions</b>	<b>3 of 9</b>	<b>10 of 19</b>
<b>Fourth-Down Conversions</b>	<b>1 of 2</b>	<b>2 of 4</b>
<b>Red-Zone Scores-Chances</b>	<b>2-2</b>	<b>3-3</b>
Touchdowns	2-2	3-3
Field goals	0-2	0-3
<b>Sacks By: Number-Yards</b>	<b>4-32</b>	<b>0-0</b>
<b>PAT Kicks</b>	<b>4-4</b>	<b>5-5</b>
<b>Field Goals</b>	<b>0-2</b>	<b>1-1</b>

### ► Game Notes

• Quarterback **Will Howard** came into the game and threw for 225 yards and two touchdowns on 13-of-20 aim, while he rushed nine times for 31 yards and another score... He tied his career high in passing touchdowns, a mark he originally set against Kansas in 2020 and tied later that year against Texas... It tied his career high in touchdown responsibility, a mark he originally set last year against Nevada (2 rush TD, 1 pass TD).

• Junior running back **Deuce Vaughn** rushed for 83 yards and a touchdown on 12 attempts, while he had 38 receiving yards on four receptions... He now ranks fourth in school history in career overall touchdowns scored, a mark that now stands at 35... He is now second in school history in career receptions by a running back/fullback, a mark that now stands at 93.

• Wide receiver **Malik Knowles** had four catches for 69 yards... He moved into the top 20 in school history in career receiving yards as he is now at 1,476... In terms of kickoff returns, Knowles now has 1,314 yards in his career, moving into fifth place in school history.

• Several K-State defenders notched or equaled career highs... **Julius Brents** had 1.5 tackles for loss, bettering the single TFLs he had last year against Iowa State, West Virginia and Texas, and this season against Texas Tech... **Austin Moore** had nine tackles, bettering his previous high of eight earlier this year against Tulane... **Nick Allen** had 10 tackles to tie his career high originally set last year at Oklahoma State... Safety **Cincere Mason** carded seven tackles to tie his career high originally set at Monmouth while playing for Kennesaw State in the spring of 2021... Additionally, **Gavin Forsha** logged his first-career sack.

## K-STATE DOWNED AT EIGHTH-RANKED TCU

**FORT WORTH, Texas** — No. 17 Kansas State was forced to use three different quarterbacks, and an injury-plagued defense simply couldn't keep up with one of the top offenses in the FBS, as No. 8 TCU charged to a 38-28 victory over the Wildcats at Amon G. Carter Stadium.

Starting quarterback **Adrian Martinez** left after the first possession with an injury and junior **Will Howard** showed incredible poise in leading the Wildcats to touchdowns on four straight possessions, as the Wildcats took a 28-17 lead into the half. When Howard was tackled hard and injured his left shoulder late in the third quarter, redshirt freshman **Jake Rubley** came into the game.

By the time Howard returned to the field with 12 minutes remaining in the game, the Wildcats faced a 38-28 deficit, which proved to be too much to overcome in the matchup between two top-20 teams for sole possession of first place in the Big 12 Conference standings.

Howard completed 13 of 20 passes for 225 yards and two touchdowns and one interception added nine carries for 31 yards and one score on the ground for K-State, which entered the game just seven points from an unbeaten record.

**Malik Knowles** had four catches for 69 yards. **Deuce Vaughn** had 12 carries for 83 yards and one touchdown and had four catches for 38 yards.

Vaughn reached 2,000 rushing yards and 1,000 receiving yards in his storied career, becoming just the 10th player in Big 12 history to do so.

However, TCU showed why its offense ranks near the most efficient in the nation while snapping a three-game losing streak to the Wildcats. The Horned Frogs outgained the Wildcats 495 to 390 and went 10 for 19 on third downs. K-State was held to 3 of 9 on third downs.

K-State, which entered near the top of the nation in scoring defense, did an admirable job limiting TCU, and then — boom — the powerful Horned Frogs scored 28 unanswered points.

TCU rolled to 239 yards in the second half while K-State managed just 82. The Wildcats substituted liberally as injuries on both sides of the ball mounted as the game went on.

Howard was tackled hard on a short run and injured his left shoulder at the TCU 26-yard line with 5:15 left in the third quarter. That brought Rubley under center. However, the Wildcats proved inconsistent against the TCU defense while **Max Duggan** helped the Horned Frogs light up the scoreboard en route to their fourth straight win against a nationally-ranked opponent.

While Duggan went 17 of 26 passing for 280 yards and three touchdowns, and running back **Kendre Miller** had 29 carries for 153 yards and two touchdowns. It wasn't until star wide receiver **Quentin Johnston** hauled in a 55-yard touchdown reception that TCU took the lead at 31-28 with 3:45 left in the third quarter.

The Wildcats, who have held every FBS opponent under its scoring average, could never recover and were held off the scoreboard the entire second half.

### SCORING SUMMARY

Team	Qtr/Time	Scoring Play	Conversion	Plays-Yds-TOP	Score
TCU	1st/10:42	Davis 65 yd pass from Duggan	Kell kick	6-83-2:32	0-7
KS	1st/9:08	Warner 28 yd pass from Howard	Tennant kick	4-74-1:28	7-7
TCU	1st/4:49	Kell 43 yd field goal		11-48-4:12	7-10
KS	2nd/14:56	Howard 1 yd run	Tennant kick	10-75-4:53	14-10
KS	2nd/10:44	Wheeler 9 yd pass from Howard	Tennant kick	4-55-0:56	21-10
KS	2nd/8:09	Vaughn 47 yd run	Tennant kick	4-68-1:35	28-10
TCU	2nd/0:20	Wiley 4 yd pass from Duggan	Kell kick	10-91-3:12	28-17
TCU	3rd/8:12	Miller 2 yd run	Kell kick	13-77-6:39	28-24
TCU	3rd/3:45	Johnston 55 yd pass from Duggan	Kell kick	4-74-1:25	28-31
TCU	4th/12:14	Miller 9 yd run	Kell kick	4-30-1:41	28-38

### STATISTICAL LEADERS

#### ► Kansas State

Rushing	Att	Yds	TD	Long	Avg
Vaughn	12	83	1	47	6.9
Howard	9	31	1	14	3.4
Martinez	2	19	0	11	9.5

Passing	C-A-I	Yds	TD	Lg	Sack
Howard	13-20-1	225	2	37	0
Martinez	1-2-0	7	0	7	0
Rubley	0-1-1	0	0	0	0

Receiving	Rec	Yds	TD	Lg
Knowles	4	69	0	37
Vaughn	4	38	0	20
Brooks	2	50	0	28
Warner	2	40	1	28
Giddens	1	26	0	26

#### ► TCU

Rushing	Att	Yds	TD	Lg	Avg
Miller	29	153	2	48	5.3
Demercado	8	43	0	12	5.4
Duggan	15	13	0	14	0.9

Passing	C-A-I	Yds	TD	Lg	Sack
Duggan	17-26-0	280	3	65	4

Receiving	Rec	Yds	TD	Lg
Wiley	5	74	1	30
Johnston	4	74	1	55
Barber	2	27	0	14
Demercado	2	3	0	3
Davis	1	65	1	65
Miller	1	18	0	18
Spivey	1	16	0	16



## GAME EIGHT

**9/9 OKLA. STATE 0 0 0 0 - 0**  
**rv/rv K-STATE 14 21 3 10 - 48**

Oct. 29 | Bill Snyder Family Stadium | Manhattan, Kan. | 2:35 p.m. | Att: 51,133



**WILL HOWARD**

### TEAM STATISTICS

	OSU	K-STATE
<b>FIRST DOWNS</b>	<b>14</b>	<b>21</b>
Rushing	3	8
Passing	8	12
Penalty	3	1
<b>NET YARDS RUSHING</b>	<b>54</b>	<b>199</b>
Rushing Attempts	30	37
Average Per Rush	1.8	5.4
Rushing Touchdowns	0	2
Yards Gained Rushing	85	207
Yards Lost Rushing	31	8
<b>NET YARDS PASSING</b>	<b>163</b>	<b>296</b>
Completions-Attempts-Int	15-33-2	21-37-0
Average Per Attempt	4.9	8.0
Average Per Completion	10.9	14.1
Passing Touchdowns	0	4
<b>TOTAL OFFENSE YARDS</b>	<b>217</b>	<b>495</b>
Total offense plays	63	74
Average Gain Per Play	3.4	6.7
<b>Fumbles: Number-Lost</b>	<b>2-1</b>	<b>0-0</b>
<b>Penalties: Number-Yards</b>	<b>4-35</b>	<b>7-60</b>
<b>PUNTS-YARDS</b>	<b>6-279</b>	<b>4-153</b>
Average Yards Per Punt	46.5	38.2
Net Yards Per Punt	37.7	38.2
Inside 20	2	2
50+ Yards	1	1
Touchbacks	0	0
Fair catch	1	2
<b>KICKOFFS-YARDS</b>	<b>1-63</b>	<b>9-570</b>
Average Yards Per Kickoff	63.0	63.3
Net Yards Per Kickoff	42.0	42.7
Touchbacks	0	5
<b>Punt returns: Number-Yards-TD</b>	<b>0-0-0</b>	<b>3-53-0</b>
Average Per Return	0.0	17.7
<b>Kickoff returns: Number-Yds-TD</b>	<b>3-46-0</b>	<b>1-21-0</b>
Average Per Return	15.3	21.0
<b>Interceptions: Number-Yds-TD</b>	<b>0-0-0</b>	<b>2-8-0</b>
<b>Fumble Returns: Number-Yds-TD</b>	<b>0-0-0</b>	<b>0-0-0</b>
<b>Possession Time</b>	<b>24:31</b>	<b>35:29</b>
1st Quarter	7:40	7:20
2nd Quarter	3:29	11:31
3rd Quarter	6:10	8:50
4th Quarter	7:12	7:48
<b>Third-Down Conversions</b>	<b>5 of 15</b>	<b>5 of 15</b>
<b>Fourth-Down Conversions</b>	<b>1 of 4</b>	<b>3 of 3</b>
<b>Red-Zone Scores-Chances</b>	<b>0-0</b>	<b>4-4</b>
Touchdowns	0-0	2-4
Field goals	0-0	2-4
<b>Sacks By: Number-Yards</b>	<b>0-0</b>	<b>3-25</b>
<b>PAT Kicks</b>	<b>0-0</b>	<b>6-6</b>
<b>Field Goals</b>	<b>0-0</b>	<b>2-2</b>

### ► Game Notes

• K-State took down its second top-10 opponent of the season, the other being a win on Sept. 24 at then-No. 6 Oklahoma... It is the first time in school history the Wildcats defeated multiple top-10 teams in a season... The Wildcats are now 5-3 in their last nine games against top-10 teams dating back to Nov. 18, 2017, a span that began with a 45-40 victory at No. 10 Oklahoma State... In the previous 16 meetings with top-10 opponents prior to that Oklahoma State game, the Wildcats were 1-15.

• Kansas State shut out Oklahoma State, as the Wildcats' 48-0 victory was the largest ever shutout win by a lower-ranked team against an AP Top-10 team... It tied for the fifth largest shutout win ever over an AP Top-10 team and the largest since No. 10 USC was shut out 51-0 by No. 1 Notre Dame in 1966... It was the first time the Wildcats ever shut out an AP Top-10 team... It was the Wildcats' second shutout of the season (South Dakota) and the first against a Big 12 opponent since blanking Texas, 23-0, in 2014... It is the first time K-State has had multiple shutouts in a season since 2002 (vs. Kansas and Louisiana-Monroe)... It was the first time K-State shut out Oklahoma State since 1992 (10-0).

• Quarterback **Will Howard** earned his 11th career start, throwing for 296 yards and four touchdowns on 21-of-37 aim... The four touchdown passes tied a school record that had been accomplished 16 other times and was the first since Jesse Ertz had four against Central Arkansas in 2017... All of his touchdown passes came in the first half, the third time in school history a player had four touchdown passes in a half... His 296 yards were a career high topping a 243-yard effort against Kansas in 2020.

## CATS SILENCE NO. 9 OKLAHOMA STATE

**MANHATTAN, Kan.** — The theme for Kansas State Homecoming week was "Wildcat Dreams." K-State in dream-like fashion issued a statement across the college football world with one of the most lopsided victories in top-10 history.

Will Howard threw for 296 yards and four touchdowns, and the defense enjoyed its most dominant effort against a Big 12 Conference opponent this season, as No. 22 K-State throttled No. 9 Oklahoma State, 48-0, in a historic display that ended with students flooding the field and carrying the hero quarterback off on their shoulders at Bill Snyder Family Stadium.

And one week after K-State suffered a 38-28 loss at No. 8 TCU, Howard picked up the Wildcats during his first start of the season in place of injured senior Adrian Martinez. K-State claimed sole possession of second-place in the Big 12 while posing the largest ever shutout victory by a lower-ranked team against an AP top-10 opponent.

K-State, 6-2 overall and 4-1 in the Big 12, captured bowl eligibility for a second straight season and for the third time in four years, hobbling the Cowboys, 6-2 and 3-2, in bareknuckle fashion and shutting out Oklahoma State for the first time since a 10-0 win in 1992.

Oklahoma State became the first top-10 team to suffer a 40-plus point shutout loss since No. 11 California beat No. 10 Syracuse 43-0 in 1968. It also marked Oklahoma State's first shutout loss against a Big 12 opponent since a 27-0 defeat at Oklahoma on November 28, 2009.

Oklahoma State averaged 45.7 points and 466.9 total yards, and left with no points and 217 total yards to the delight of 51,133 that also saw Howard and his wide receivers make a statement as Deuce Vaughn raced up the all-time rushing charts.

Vaughn rushed 22 times for 158 yards and one touchdown and added four catches for 18 yards and a 1-yard touchdown reception with 7 seconds left in the second quarter to lift K-State to a 35-0 halftime lead.

In the process, Vaughn passed Eli Roberson at No. 4 and Daniel Thomas at No. 3 in all-time in rushing at K-State. Vaughn has 2,948 yards. He needs 46 more to pass John Hubert for No. 2 on the all-time rushing list.

Meanwhile, Malik Knowles had the best game of his career with eight catches for 113 yards. Kade Warner finished with five catches for 97 yards and two touchdowns — one a 38-yarder and another on a 41-yard catch-and-run through the teeth of the Cowboys' defense in the first half. Phillip Brooks had two catches for 41 yards and a 31-yard touchdown reception as well.

K-State outgained Oklahoma State, 495-217, and averaged 6.7 yards per play while the Cowboys averaged just 3.4. K-State also held Oklahoma State to just 5-of-15 on third downs.

Howard was sensational from the start, finding Warner for a 38-yard touchdown, hitting Brooks with a 31-yard score, and connecting with Warner for a 41-yard catch-and-run.

In between, Vaughn raced up the all-time rushing charts while darting 62 yards into the end zone. On Vaughn's long run, he passed Roberson and Thomas on the all-time rushing chart.

K-State led 28-0 with 9:06 still remaining in the second quarter.

The Wildcats saved one of their best drives of the first half for last, when Howard took them on a 14-play, 77-yard jaunt that consumed 6:35 and was played to perfection, as they ran time off the clock before Howard hit Vaughn with a 1-yard pass in the end zone for a 35-0 lead with 7 seconds left until halftime. Howard's four touchdown passes tied for the most in school history.

### SCORING SUMMARY

Team	Qtr/Time	Scoring Play	Conversion	Plays-Yds-TOP	Score
KS	1st/11:02	Warner 38 yd pass from Howard	Zentner kick	9-77-3:53	0-7
KS	1st/8:15	Vaughn 62 yd run	Zentner kick	2-62-0:16	0-14
KS	2nd/11:17	Brooks 31 yd pass from Howard	Zentner kick	7-83-3:32	0-21
KS	2nd/9:06	Warner 41 yd pass from Howard	Zentner kick	3-43-1:24	0-28
KS	2nd/0:07	Vaughn 1 yd pass from Howard	Zentner kick	14-77-6:35	0-35
KS	3rd/4:51	Zentner 23 yd field goal		10-55-4:22	0-38
KS	4th/13:17	Zentner 29 yd field goal		10-46-3:56	0-41
KS	4th/5:43	Giddens 9 yd run	Zentner kick	4-19-2:33	0-48

### STATISTICAL LEADERS

#### ► Oklahoma State

Rushing	Att	Yds	TD	Long	Avg
Gundy	5	27	0	22	5.4
Jackson	6	20	0	5	3.3
Nixon	8	11	0	7	1.4

Passing	C-A-I	Yds	TD	Lg	Sack
Sanders	13-26-1	147	0	29	2
Gundy	2-7-1	16	0	10	1

Receiving	Rec	Yds	TD	Lg
Green	3	38	0	16
Presley	2	49	0	29
Nixon	2	28	0	19
Johnson Jr.	2	21	0	15
Jackson	2	11	0	10
Richardson	2	-1	0	6

#### ► Kansas State

Rushing	Att	Yds	TD	Lg	Avg
Vaughn	22	158	1	62	7.2
Giddens	7	44	1	12	6.3
Howard	5	3	0	1	0.6

Passing	C-A-I	Yds	TD	Lg	Sack
Howard	21-37-0	296	4	41	0

Receiving	Rec	Yds	TD	Lg
Knowles	8	113	0	28
Warner	5	97	2	41
Vaughn	4	18	1	11
Brooks	2	41	1	31
Sinnott	1	25	0	25
Giddens	1	2	0	2

GAME NINE

24/rv/rv <b>TEXAS</b>	14	17	0	3	-	34
13/13/14 <b>K-STATE</b>	7	3	7	10	-	27

Nov. 5 | Bill Snyder Family Stadium | Manhattan, Kan. | 6:10 p.m. | Att: 51,216



TEAM STATISTICS

	UT	K-STATE
<b>FIRST DOWNS</b>	<b>22</b>	<b>25</b>
Rushing	7	9
Passing	12	14
Penalty	3	2
<b>NET YARDS RUSHING</b>	<b>269</b>	<b>139</b>
Rushing Attempts	40	35
Average Per Rush	6.7	4.0
Rushing Touchdowns	2	1
Yards Gained Rushing	279	154
Yards Lost Rushing	10	15
<b>NET YARDS PASSING</b>	<b>197</b>	<b>329</b>
Completions-Attempts-Int	18-31-0	24-36-1
Average Per Attempt	6.4	9.1
Average Per Completion	10.9	13.7
Passing Touchdowns	2	2
<b>TOTAL OFFENSE YARDS</b>	<b>466</b>	<b>468</b>
Total offense plays	71	71
Average Gain Per Play	6.6	6.6
<b>Fumbles: Number-Lost</b>	<b>2-2</b>	<b>3-1</b>
<b>Penalties: Number-Yards</b>	<b>7-49</b>	<b>9-85</b>
<b>PUNTS-YARDS</b>	<b>3-129</b>	<b>3-161</b>
Average Yards Per Punt	43.0	53.7
Net Yards Per Punt	40.7	53.7
Inside 20	2	1
50+ Yards	1	2
Touchbacks	0	0
Fair catch	0	1
<b>KICKOFFS-YARDS</b>	<b>7-436</b>	<b>6-390</b>
Average Yards Per Kickoff	62.3	65.0
Net Yards Per Kickoff	44.0	40.0
Touchbacks	2	6
<b>Punt returns: Number-Yards-TD</b>	<b>0-0-0</b>	<b>1-7-0</b>
Average Per Return	0.0	7.0
<b>Kickoff returns: Number-Yds-TD</b>	<b>0-0-0</b>	<b>5-78-0</b>
Average Per Return	0.0	15.6
<b>Interceptions: Number-Yds-TD</b>	<b>1-18-0</b>	<b>0-0-0</b>
<b>Fumble Returns: Number-Yds-TD</b>	<b>0-0-0</b>	<b>0-0-0</b>
<b>Possession Time</b>	<b>27:27</b>	<b>32:33</b>
1st Quarter	5:51	9:09
2nd Quarter	7:22	7:38
3rd Quarter	7:42	7:18
4th Quarter	6:32	8:28
<b>Third-Down Conversions</b>	<b>8 of 15</b>	<b>5 of 12</b>
<b>Fourth-Down Conversions</b>	<b>0 of 1</b>	<b>1 of 2</b>
<b>Red-Zone Scores-Chances</b>	<b>5-5</b>	<b>3-4</b>
Touchdowns	3-5	1-4
Field goals	2-5	2-4
<b>Sacks By: Number-Yards</b>	<b>2-12</b>	<b>0-0</b>
<b>PAT Kicks</b>	<b>4-4</b>	<b>3-3</b>
<b>Field Goals</b>	<b>2-2</b>	<b>2-2</b>

► Game Notes

• **Deuce Vaughn** moved into second place in school history in career rushing yards, a mark that now stands at 3,021... In his 32nd career game, he became the sixth player in Big 12 history – and the fastest ever – to reach 3,000 rushing yards and 1,000 receiving yards in a career... Among all players nationally since 1996, he became the 34th player to hit those marks and tied for the fastest to get there with Saquon Barkley (Penn State) and Jeremy McNichols (Boise State)... He also improved his career reception total to 104, the most in school history among running backs/fullbacks.

• **Adrian Martinez** came back from injury to earn his eighth start of the season... His 329 passing yards were the most by a Wildcat since Skylar Thompson had 334 yards against Oklahoma in 2020... His 24 completions were a new season high... Martinez threw his first interception of the season in the first half, which came on his 155th pass of the season to break the record of most pass attempts into a season before throwing an interception... The record was held by Chad May, who went 151 passes without a pick to begin the 1994 season... The only other K-State QB besides Martinez and May to go at least 100 pass attempts into a season without throwing a pick was Michael Bishop in 1998 (107).

• **Malik Knowles** hauled in three passes for 93 yards and returned five kickoffs for 78 yards... He improved his career all-purpose yardage mark to 3,446 yards, which moved him from ninth place to seventh place in school history... He moved into 12th place in school history in career receiving yards, a mark that now stands at 1,682.

SECOND-HALF COMEBACK FALLS SHORT

**MANHATTAN, Kan.** – Adrian Martinez accounted for 381 total yards and three touchdowns and No. 13 Kansas State battled back from a 21-point deficit to provide a nail-biting finish against Texas, but a turnover with 24 seconds left sealed the Wildcats' fate in a 34-27 loss in front of a sellout crowd at Bill Snyder Family Stadium.

Martinez threw for 329 yards and two touchdowns and one interception, but the senior transfer quarterback appeared to try to do too much when he checked down on his progression in the pocket and tried to make a play late. Keondre Coburn stripped the ball and Jaylan Ford recovered at the Texas 39-yard line to thwart the Wildcats' chances to tie the game and match the largest comeback in school history.

Texas took a 31-10 lead into halftime behind a dominant rushing attack before the Wildcats began their charge. K-State gave up its most first-half points of the season, then outscored the Longhorns, 17-3, in the final two quarters.

Texas came off a bye week following a loss to Oklahoma State in which it squandered a 31-17 lead against the Cowboys. The Longhorns were able to bounce back behind the legs of All-America candidate Bijan Robinson, who gashed the Wildcats for 209 rushing yards on 30 carries and one touchdown.

K-State had an ace of its own in returning Consensus All-American Deuce Vaughn, who had 19 carries for 73 yards. He tied Saquon Barkley of Penn State as the fastest Power 5 player to reach 3,000 rushing yards and 1,000 receiving yards since 1996. Both did so in just 32 games. Vaughn, who has 3,021 career rushing yards, also moved past John Hubert into No. 2 all-time at K-State, trailing only Darren Sproles.

Vaughn also had seven catches for 86 yards and one touchdown, racing into the end zone on a 28-yard catch-and-run play for the Wildcats' opening score. However, those feats were bittersweet.

K-State, which saw Texas score on each of its first three possessions and score on five of its first six, mounted a valiant comeback behind the arm and legs of Martinez, who rushed for a 1-yard score and hit a wide-open Kade Warner for a 25-yard touchdown across the middle of the field to slice its deficit to 31-24.

K-State spent its first half with its mind on halting Texas. K-State outgained Texas, 468-466, for the game but never led on the scoreboard in a matchup that pitted Robinson against Vaughn. Robinson started things off with a 36-yard touchdown run and Vaughn answered with his long touchdown catch before the Longhorns pulled ahead and the Wildcats were forced to play catchup the rest of the way.

K-State's up-and-down night began from the start as the Longhorns scored touchdowns on each of their first three possessions — a 36-yard rush by Robinson, a 9-yard run by Roschon Johnson and a 13-yard reception by Xavier Worthy to cap scoring drives that each covered 75 yards.

The Wildcats initially fired back with a seven-play, 65-yard drive in which Martinez hit Vaughn across the middle for a 28-yard catch-and-run score, which tied the score at 7-7 with 8:41 left in the first quarter, but for as much as the Wildcats scratched, their deficit continued to swell.

SCORING SUMMARY

Team	Qtr/Time	Scoring Play	Conversion	Plays-Yds-TOP	Score
UT	1st/12:30	Johnson 36 yd run	Auburn kick	8-75-2:30	7-0
KS	1st/8:41	Vaughn 28 yd pass from Martinez	Zentner kick	7-65-3:42	7-7
UT	1st/5:20	Johnson 9 yd run	Auburn kick	8-75-3:21	14-7
KS	2nd/13:40	Zentner 22 yd field goal		16-84-6:33	14-10
UT	2nd/10:24	Worthy 13 yd pass from Ewers	Auburn kick	8-75-3:16	21-10
UT	2nd/1:35	Auburn 28 yd kick		7-74-2:02	24-10
UT	2nd/0:13	Worthy 3 yd pass from Ewers	Auburn kick	7-27-0:54	31-10
KS	3rd/8:37	Martinez 1 yd run	Zentner kick	4-24-1:57	31-17
KS	4th/14:54	Warner 25 yd pass from Martinez	Zentner kick	4-71-1:03	31-24
UT	4th/10:29	Auburn 29 yd field goal		11-64-4:25	34-24
KS	4th/4:26	Zentner 28 yd field goal		13-65-6:03	34-27

STATISTICAL LEADERS

► Texas

Rushing	Att	Yds	TD	Long	Avg
B. Robinson	30	209	1	68	7.0
Johnson	7	62	1	37	8.9
Ewers	1	0	0	0	0.0

Passing	C-A-I	Yds	TD	Lg	Sack
Ewers	18-31-0	197	2	21	0

Receiving	Rec	Yds	TD	Lg
Sanders	5	54	0	18
Worthy	4	42	2	20
B. Robinson	2	34	0	21
Whittington	2	22	0	18
K. Robinson	2	20	0	11
Red	2	20	0	11
Billingsley	1	5	0	5

► Kansas State

Rushing	Att	Yds	TD	Lg	Avg
Vaughn	19	73	0	11	3.8
Giddens	14	52	1	14	3.7
Martinez	2	14	0	9	7.0

Passing	C-A-I	Yds	TD	Lg	Sack
Martinez	24-36-1	329	2	62	2

Receiving	Rec	Yds	TD	Lg
Vaughn	7	86	1	28
Warner	5	52	1	25
Knowles	3	93	0	62
Sinnott	3	44	0	20
Brooks	3	37	0	16
Garcia II	2	9	0	6
Wheeler	1	8	0	8





## GAME TEN

19/23/22	<b>K-STATE</b>	0	17	7	7	-	<b>31</b>
nr/rv/rv	<b>BAYLOR</b>	0	3	0	0	-	<b>3</b>

Nov. 12 | McLane Stadium | Waco, Texas | 6:15 p.m. | Att: 47,686



**BEN SINNOTT**

## TEAM STATISTICS

	<b>K-STATE</b>	<b>BU</b>
<b>FIRST DOWNS</b>	<b>30</b>	<b>17</b>
Rushing	11	6
Passing	16	10
Penalty	3	1
<b>NET YARDS RUSHING</b>	<b>184</b>	<b>103</b>
Rushing Attempts	44	23
Average Per Rush	4.2	4.5
Rushing Touchdowns	1	0
Yards Gained Rushing	198	104
Yards Lost Rushing	14	1
<b>NET YARDS PASSING</b>	<b>221</b>	<b>203</b>
Completions-Attempts-Int	26-35-0	22-38-2
Average Per Attempt	6.3	5.3
Average Per Completion	8.5	9.2
Passing Touchdowns	3	0
<b>TOTAL OFFENSE YARDS</b>	<b>405</b>	<b>306</b>
Total offense plays	79	61
Average Gain Per Play	5.1	5.0
<b>Fumbles: Number-Lost</b>	<b>0-0</b>	<b>0-0</b>
<b>Penalties: Number-Yards</b>	<b>4-23</b>	<b>6-51</b>
<b>PUNTS-YARDS</b>	<b>2-71</b>	<b>3-127</b>
Average Yards Per Punt	35.5	42.3
Net Yards Per Punt	35.5	31.3
Inside 20	2	0
50+ Yards	0	1
Touchbacks	0	1
Fair catch	2	0
<b>KICKOFFS-YARDS</b>	<b>6-384</b>	<b>1-65</b>
Average Yards Per Kickoff	64.0	65.0
Net Yards Per Kickoff	42.2	40.0
Touchbacks	5	1
<b>Punt returns: Number-Yards-TD</b>	<b>2-13-0</b>	<b>0-0-0</b>
Average Per Return	6.5	0.0
<b>Kickoff returns: Number-Yds-TD</b>	<b>0-0-0</b>	<b>1-6-0</b>
Average Per Return	0.0	6.0
<b>Interceptions: Number-Yds-TD</b>	<b>2-4-0</b>	<b>0-0-0</b>
<b>Fumble Returns: Number-Yds-TD</b>	<b>0-0-0</b>	<b>0-0-0</b>
<b>Possession Time</b>	<b>37:37</b>	<b>22:23</b>
1st Quarter	11:02	3:58
2nd Quarter	8:48	6:12
3rd Quarter	6:26	8:34
4th Quarter	11:21	3:39
<b>Third-Down Conversions</b>	<b>8 of 13</b>	<b>4 of 12</b>
<b>Fourth-Down Conversions</b>	<b>1 of 2</b>	<b>0 of 3</b>
<b>Red-Zone Scores-Chances</b>	<b>5-5</b>	<b>1-3</b>
Touchdowns	4-5	0-3
Field goals	1-5	1-3
<b>Sacks By: Number-Yards</b>	<b>0-0</b>	<b>1-7</b>
<b>PAT Kicks</b>	<b>4-4</b>	<b>0-0</b>
<b>Field Goals</b>	<b>1-1</b>	<b>1-1</b>

## ► Game Notes

• K-State limited Baylor to just three points, the fewest allowed by the Wildcats in series history and the fewest scored by Baylor overall since the 2020 season finale against Oklahoma State... It was the fewest allowed by K-State in a Big 12 road game since a 45-0 win at Iowa State in 2003... The Bears were averaging 38.3 yards per game entering the contest, as K-State has held all of its Big 12 opponents under its average coming into the season and 27 times in their 34 Big 12 games under head coach **Chris Klieman**.

• Kansas State's 28-point margin of victory was its highest against Baylor since a 51-13 home victory in 2007 and the highest in Waco since a 44-10 win in 2002... It was K-State's highest margin of victory in a Big 12 road game since a 38-10 victory at Kansas in 2019.

• **Deuce Vaughn** carded his seventh 100-yard rushing game this season, which is tied for the seventh most in school history... During the game, Vaughn went over 1,000 rushing yards for a second-consecutive season... He became just the third player in school history with multiple 1,000-rushing yard seasons, joining Darren Sproles (2002, 2003, 2004) and Daniel Thomas (2009, 2010)... He reached the 1,000-yard mark on his 177th attempt of the season as he tied for fourth in school history for the fastest to 1,000 rushing yards... He moved into fifth place in school history in career rushing attempts, a mark that now stands at 556... He has now scored 234 points to rank ninth place in school history.

• **Ben Sinnott** set career highs in catches, yards and touchdowns... It is the first time since at least 1996 that a K-State tight end had multiple receiving touchdowns in a game.

## NO. 19 K-STATE ROLLS TO WIN AT BAYLOR

**WACO, Texas** – Will Howard came off the sideline to throw for 186 yards and three touchdowns, and Deuce Vaughn had 104 rushing yards to reach 1,000 rushing yards for the season, as No. 19 Kansas State raced past Baylor, 31-3, to move into sole possession of second place in the Big 12 Conference at sold-out McLane Stadium.

Howard was thrust into the game early and instantly shifted K-State into gear, as the Wildcats methodically took apart the Bears' defense to snap a four-game skid in the series and stamp their first victory in Waco since 2016.

K-State, 7-3 overall and 5-2 in the Big 12, was emphatic against Baylor, which entered averaging 38.3 points per game. Consider K-State held Baylor to its fewest points in series history, one that spans 20 games.

Baylor's three points also marked the fewest K-State has allowed Big 12 opponent on the road since a 45-0 win at Iowa State on November 8, 2003. Furthermore, Baylor's three points also tied for the fewest points by either K-State or Baylor in a series that dates to 1969.

K-State controlled the game in all three phases, rolled to a 17-3 halftime lead, and then took care of the rest over the final two quarters.

The Bears saw their three-game winning streak swiftly come to an end as the Wildcats took control early and never looked back. K-State outgained Baylor 405-306 in total offense, as the Bears, 6-4 and 4-3, suffered their worst loss since a 42-3 defeat to No. 22 Oklahoma State on December 12, 2020.

Howard guided an offense behind a methodical attack with three scoring drives of at least 11 plays. K-State dictated the game from start to finish while holding onto the ball for 37 minutes and 37 seconds.

Howard's favorite target was tight end Ben Sinnott, who had the best game of his career, lighting up the Bears' secondary twice for touchdowns, and forcing defenders to try and defend him while Vaughn picked apart the defense on the ground.

Sinnott had seven catches for 89 yards with touchdown catches of 15 and 19 yards. Sinnott's second touchdown came when he beat fifth-year senior safety Christian Morgan on a wheel route and made a leaping back-shoulder catch near the front pylon for his second touchdown of the game late in the third quarter for a 24-3 lead.

When Howard wasn't connecting with Sinnott, he was finding Vaughn in space. Vaughn had 25 carries for 106 yards and added eight catches for 50 yards and one touchdown.

Redshirt freshman running back DJ Giddens scored a touchdown of his own with 14:06 left in the fourth quarter and the party was on.

Blake Shapen, who came off the sideline to lead Baylor to a 20-10 win over K-State last season, was largely ineffective against K-State's defense. Shapen went 22 of 38 for 203 yards and two interceptions. Running back Richard Reese, one of the top freshman running backs in the nation, had nine carries for 54 yards.

Kobe Savage and Drake Cheatum took turns intercepting Shapen. The Wildcats now lead the Big 12 with 13 interceptions this season.

Meanwhile, the Bears went just 4-for-12 on third down and went 0-for-3 on fourth down after entering Saturday as one of the national leaders in fourth-down conversions. The Bears were totally limited and held the ball for just 22:23 — a fact that wasn't lost on K-State players.

## SCORING SUMMARY

Team	Qtr/Time	Scoring Play	Conversion	Plays-Yds-TOP	Score
KS	2nd/14:20	Sinnott 15 yd pass from Howard	Zentner kick	12-97-5:04	7-0
KS	2nd/5:57	Zentner 31 yd field goal		12-47-5:23	10-0
KS	2nd/2:09	Vaughn 20 yd pass from Howard	Zentner kick	7-66-2:45	17-0
BU	2nd/0:00	Mayers 37 yd field goal		11-56-2:09	17-3
KS	3rd/1:53	Sinnott 19 yd pass from Howard	Zentner kick	12-80-4:57	24-3
KS	4th/14:06	Giddens 1 yd run	Zentner kick	5-20-1:21	31-3

## STATISTICAL LEADERS

### ► Kansas State

Rushing	Att	Yds	TD	Long	Avg
Vaughn	25	106	0	18	4.2
Giddens	13	58	1	17	4.5

Passing	C-A-I	Yds	TD	Lg	Sack
Howard	19-27-0	196	3	23	0
Martinez	7-8-0	25	0	8	1

Receiving	Rec	Yds	TD	Lg
Vaughn	8	50	1	20
Sinnott	7	89	2	23
Warner	4	26	0	17
Knowles	3	18	0	8
Brooks	2	17	0	12
Giddens	1	11	0	11
Garcia II	1	10	0	10

### ► Baylor

Rushing	Att	Yds	TD	Lg	Avg
Reese	9	54	0	14	6.0
Shapen	7	21	0	6	3.0
Williams	4	17	0	8	4.2
Jones	3	11	0	6	3.7

Passing	C-A-I	Yds	TD	Lg	Sack
Shapen	22-38-2	203	0	25	0

Receiving	Rec	Yds	TD	Lg
Baldwin	8	75	0	24
Cameron	6	83	0	25
Williams	3	10	0	7
Presley	2	22	0	16
Sims	2	13	0	8
Jones	1	0	0	0

## GAME ELEVEN

15/19/17 <b>K-STATE</b>	28	13	0	7	-	48
<b>WEST VIRGINIA</b>	19	6	0	6	-	31

Nov. 19 | Milan Puskar Stadium | Morgantown, W.Va. | 2:02 p.m. | Att: 37,055



**WILL HOWARD**

### TEAM STATISTICS

	K-STATE	WVU
<b>FIRST DOWNS</b>	<b>21</b>	<b>21</b>
Rushing	9	10
Passing	11	9
Penalty	1	2
<b>NET YARDS RUSHING</b>	<b>143</b>	<b>153</b>
Rushing Attempts	42	34
Average Per Rush	3.4	4.5
Rushing Touchdowns	3	1
Yards Gained Rushing	167	181
Yards Lost Rushing	24	28
<b>NET YARDS PASSING</b>	<b>294</b>	<b>215</b>
Completions-Attempts-Int	19-27-1	16-28-2
Average Per Attempt	10.9	7.7
Average Per Completion	15.5	13.5
Passing Touchdowns	2	3
<b>TOTAL OFFENSE YARDS</b>	<b>437</b>	<b>369</b>
Total offense plays	69	62
Average Gain Per Play	6.3	6.0
<b>Fumbles: Number-Lost</b>	<b>3-0</b>	<b>0-0</b>
<b>Penalties: Number-Yards</b>	<b>3-30</b>	<b>8-46</b>
<b>PUNTS-YARDS</b>	<b>1-56</b>	<b>2-81</b>
Average Yards Per Punt	56.0	40.5
Net Yards Per Punt	36.0	40.5
Inside 20	0	0
50+ Yards	1	0
Touchbacks	1	0
Fair catch	0	0
<b>KICKOFFS-YARDS</b>	<b>9-568</b>	<b>6-357</b>
Average Yards Per Kickoff	63.1	59.5
Net Yards Per Kickoff	42.9	33.7
Touchbacks	6	1
<b>Punt returns: Number-Yards-TD</b>	<b>1-0-0</b>	<b>0-0-0</b>
Average Per Return	0.0	0.0
<b>Kickoff returns: Number-Yards-TD</b>	<b>3-98-0</b>	<b>2-32-0</b>
Average Per Return	32.7	16.0
<b>Interceptions: Number-Yds-TD</b>	<b>2-37-1</b>	<b>1-43-1</b>
<b>Fumble Returns: Number-Yds-TD</b>	<b>0-0-0</b>	<b>0-0-0</b>
<b>Possession Time</b>	<b>31:36</b>	<b>28:24</b>
1st Quarter	7:58	7:02
2nd Quarter	8:00	7:00
3rd Quarter	4:12	10:48
4th Quarter	11:26	3:34
<b>Third-Down Conversions</b>	<b>9 of 14</b>	<b>2 of 10</b>
<b>Fourth-Down Conversions</b>	<b>0 of 2</b>	<b>2 of 4</b>
<b>Red-Zone Scores-Chances</b>	<b>3-4</b>	<b>2-3</b>
Touchdowns	3-4	2-3
Field goals	0-4	0-3
<b>Sacks By: Number-Yards</b>	<b>3-23</b>	<b>1-7</b>
<b>PAT Kicks</b>	<b>6-6</b>	<b>1-3</b>
<b>Field Goals</b>	<b>2-2</b>	<b>0-1</b>

### ► Game Notes

• Kansas State remained in second place in the Big 12 standings with its sixth league win... It is the 12th time in school history – and first time since 2016 – that the Wildcats won at least six conference games, with each of those occurrences coming in the Big 12 era (1996)... Saturday's victory was K-State's fourth conference road win this season, marking just the third time in school history the Wildcats won four road conference games (1998, 2012).

• The victory gave head coach **Chris Klieman** his 100th career win... He is one of 28 active FBS head coaches to reach the 100-win mark, including one of 15 who are currently at Power 5 schools... Klieman has 28 victories since taking over at K-State prior to the 2019 season, while he totaled 69 wins in five years at North Dakota State and three wins during the 2005 season at Division III Loras College.

• Kansas State scored 48 points, tying a season high (Oklahoma State)... It was the most in a road conference game since scoring 49 points at Texas Tech in 2013... The Wildcats scored 41 first-half points, their most in a first half since scoring 42 against Florida Atlantic in 2016 and the most against a Big 12 opponent since scoring 43 in the first half of the Kansas game... The Wildcats finished the game with a 113-point scoring margin in first halves this season, the highest in the Big 12.

• Wide receiver **Malik Knowles** carded six catches for 111 yards and a touchdown... It was the fourth 100-yard receiving game of his career and the third this season... He now has 1,811 career receiving yards as he moved into the school's top-10 list, ranking ninth... He now has 123 career receptions to tie for 10th in school history.

## OFFENSE SHINES AS K-STATE DOWNS WVU

**MORGANTOWN, W.Va.** – No. 15 Kansas State scored on six of its first seven possessions and maintained its inside track for a spot in the Big 12 Championship Game with a 48-31 win at West Virginia.

In one of the wildest first halves in a K-State game in years, the Wildcats raced and rolled to a 41-25 lead at halftime, then surrendered just one touchdown the rest of the way to emphatically earn their first victory in Morgantown since 2014.

Will Howard, who started for a second time in place of injured Adrian Martinez, completed 19-of-27 passes for 294 yards and two touchdowns and one interception to help the Wildcats tie the school record by winning their fourth road conference game of the season. The Wildcats previously won at then-No. 6 Oklahoma (41-34), at Iowa State (10-9), and at Baylor (31-3). The Wildcats also won four road Big 12 games in 1998 and 2012.

K-State has now won three of its last four games while Howard has put together several standout performances. He has thrown 11 touchdowns and one interception in the last four games in which he has played.

Playing in sub-30 degree temperatures, K-State seemingly put things on ice from the beginning in scoring four touchdowns on its first five possessions against a West Virginia defense that entered ranked 118th in scoring defense and 101st in total defense.

The Mountaineers are eliminated from bowl contention for a second time in four years under Neal Brown despite a valiant effort from sophomore quarterback Garrett Greene, who in his first-career start went 15-of-27 passing for 204 yards and three touchdowns and two interceptions.

However, K-State's defense, which has been decimated by injury as the season has worn on, stiffened when it needed to, particularly in the second half, after the teams combined for 66 points and 553 total yards in the first two quarters.

West Virginia opened the third quarter and went on a 16-play, 49-yard drive that consumed 8:35 but resulted in no points when Casey Legg missed a 44-yard field goal.

On the prettiest play of the game for the Wildcats, Howard connected with Knowles on a 43-yard touchdown to make it 48-25 with 12:24 left in the fourth quarter. Facing third-and-13, Knowles caught the ball at the 32-yard line, spun around Malachi Ruffin and out-raced Exree Loe down the sideline before diving into the end zone.

K-State tied its season high in points this season, carded its most points in a conference road game since scoring 49 points at Texas Tech in 2013, and also enjoyed its highest-scoring first half since it scored 42 against Florida Atlantic in 2016. West Virginia allowed its most points in an opening half since Baylor hung 56 on the Mountaineers during the first half in 2013.

The Wildcats' scoring barrage began from the first possession when Deuce Vaughn dashed 15 yards into the end zone less than three minutes into the contest. Then Cincere Mason returned an interception 37 yards for a score one minute later for a 14-0 lead.

### SCORING SUMMARY

Team	Qtr/Time	Scoring Play	Conversion	Plays-Yds-TOP	Score
KS	1st/12:52	Vaughn 15 yd run	Zentner kick	5-69-2:00	7-0
KS	1st/11:51	Mason 37 yd interception return	Zentner kick		14-0
WV	1st/8:25	James 26 yd pass from Greene	Legg kick	8-75-3:25	14-7
WV	1st/6:41	Ruffin 43 yd interception return	Legg kick missed		14-13
KS	1st/5:12	Giddens 49 yd run	Zentner kick	3-68-1:12	21-13
KS	1st/2:17	Howard 1 yd run	Zentner kick	4-34-1:14	28-13
WV	1st/1:22	James 71 yd pass from Greene	Legg kick missed	2-81-0:48	28-19
KS	2nd/13:28	Sinnott 15 yd pass from Howard	Zentner kick	6-60-2:47	35-19
WV	2nd/6:55	James 5 yd pass from Greene	Greene rush failed	11-87-6:26	35-25
KS	2nd/1:46	Zentner 46 yd field goal		12-37-5:09	38-25
KS	2nd/0:01	Zentner 53 yd field goal		6-30-1:19	41-25
KS	4th/12:24	Knowles 43 yd pass from Howard	Zentner kick	3-40-1:04	48-25
WV	4th/9:30	Greene 13 yd run	Greene pass failed	8-75-2:54	48-31

### STATISTICAL LEADERS

#### ► Kansas State

Rushing	Att	Yds	TD	Long	Avg
Giddens	12	78	1	49	6.5
Vaughn	22	67	1	15	3.0
Howard	4	6	1	13	1.5

Passing	C-A-I	Yds	TD	Lg	Sack
Howard	19-27-1	294	2	43	1

Receiving	Rec	Yds	TD	Lg
Knowles	6	111	1	43
Brooks	4	38	0	19
Warner	4	16	0	8
Sinnott	3	85	1	39
Wheeler	2	44	0	33

#### ► West Virginia

Rushing	Att	Yds	TD	Lg	Avg
Anderson	7	69	0	23	9.9
Johnson Jr.	11	63	0	13	5.7
Greene	12	17	1	13	1.4

Passing	C-A-I	Yds	TD	Lg	Sack
Greene	15-27-2	204	3	71	3
James	1-1-0	12	0	12	0

Receiving	Rec	Yds	TD	Lg
Braham	4	54	0	18
James	3	102	3	71
Davis	2	14	0	8
Ford-Wheaton	2	12	0	10
Greene	1	12	0	12
Aaron	1	10	0	10



## GAME TWELVE

<b>KANSAS</b>	<b>7</b>	<b>14</b>	<b>0</b>	<b>6</b>	<b>-</b>	<b>27</b>
<b>12/15/13 K-STATE</b>	<b>23</b>	<b>7</b>	<b>7</b>	<b>10</b>	<b>-</b>	<b>47</b>

Nov. 26 | Bill Snyder Family Stadium | Manhattan, Kan. | 7:05 p.m. | Att: 51,861



**DEUCE VAUGHN**

### TEAM STATISTICS

	<b>KU</b>	<b>K-STATE</b>
<b>FIRST DOWNS</b>	<b>20</b>	<b>20</b>
Rushing	6	10
Passing	11	8
Penalty	3	2
<b>NET YARDS RUSHING</b>	<b>127</b>	<b>230</b>
Rushing Attempts	30	42
Average Per Rush	4.2	5.5
Rushing Touchdowns	4	4
Yards Gained Rushing	141	242
Yards Lost Rushing	14	12
<b>NET YARDS PASSING</b>	<b>180</b>	<b>213</b>
Completions-Attempts-Int	21-33-0	11-21-0
Average Per Attempt	5.5	10.1
Average Per Completion	8.6	19.4
Passing Touchdowns	0	2
<b>TOTAL OFFENSE YARDS</b>	<b>307</b>	<b>443</b>
Total offense plays	63	63
Average Gain Per Play	4.9	7.0
<b>Fumbles: Number-Lost</b>	<b>2-2</b>	<b>2-1</b>
<b>Penalties: Number-Yards</b>	<b>5-25</b>	<b>6-54</b>
<b>PUNTS-YARDS</b>	<b>5-190</b>	<b>3-188</b>
Average Yards Per Punt	38.0	62.7
Net Yards Per Punt	39.0	56.7
Inside 20	0	2
50+ Yards	0	3
Touchbacks	0	1
Fair catch	1	0
<b>KICKOFFS-YARDS</b>	<b>6-387</b>	<b>8-514</b>
Average Yards Per Kickoff	64.5	64.2
Net Yards Per Kickoff	33.7	42.0
Touchbacks	2	4
<b>Punt returns: Number-Yards-TD</b>	<b>1-2-0</b>	<b>1-5-0</b>
Average Per Return	-2.0	-5.0
<b>Kickoff returns: Number-Yds-TD</b>	<b>1-9-0</b>	<b>4-135-0</b>
Average Per Return	9.0	33.8
<b>Interceptions: Number-Yds-TD</b>	<b>0-0-0</b>	<b>0-0-0</b>
<b>Fumble Returns: Number-Yds-TD</b>	<b>1-0-0</b>	<b>0-0-0</b>
<b>Possession Time</b>	<b>31:00</b>	<b>29:00</b>
1st Quarter	7:48	7:12
2nd Quarter	9:49	5:11
3rd Quarter	9:56	5:04
4th Quarter	3:27	11:33
<b>Third-Down Conversions</b>	<b>6 of 12</b>	<b>7 of 13</b>
<b>Fourth-Down Conversions</b>	<b>1 of 1</b>	<b>1 of 1</b>
<b>Red-Zone Scores-Chances</b>	<b>4-4</b>	<b>6-6</b>
Touchdowns	4-4	5-6
Field goals	0-4	1-6
<b>Sacks By: Number-Yards</b>	<b>2-8</b>	<b>1-2</b>
<b>PAT Kicks</b>	<b>3-3</b>	<b>6-6</b>
<b>Field Goals</b>	<b>0-0</b>	<b>1-1</b>

### ► Game Notes

• The Wildcats have now won each of the last 14 meetings and 27 of the last 32 dating back to 1991... The Wildcats have won each of the last seven home games over the Jayhawks and 15 of the last 16 games played in Manhattan... The Jayhawks now hold a 65-51-5 advantage in the series.

• With the victory, Kansas State will advance to its fourth Big 12 Championship game and first since 2003 (a Big 12 Championship game was not held between 2011 and 2016)... The Wildcats will be in search of their first conference championship since 2012 and fourth overall when they take on TCU next Saturday in an 11 a.m. contest against TCU at AT&T Stadium in Arlington, Texas.

• Kansas State earned its ninth victory of the season, the 14th time in school history the Wildcats had nine regular-season victories and the first since 2014... The Wildcats finished the regular season with a 7-2 record in Big 12 play... It marked the eighth time in school history K-State had at least seven conference wins, the seventh time in its Big 12 history (since 1996) and the first time since 2014.

• Kansas State picked up its 14th consecutive victory over Kansas to improve the longest streak in the series by either team... Among active uninterrupted winning streaks (must have played and won every year), the Wildcats' 14-game streak over KU is tied for third in the FBS.

• A sellout crowd of 51,861 fans were on hand Saturday evening, the highest-attended game of the year and the seventh-straight sellout... It was the highest-attended game since the 2017 Oklahoma game (52,122).

## K-STATE WINS 14TH STRAIGHT OVER KU

**MANHATTAN, Kan.** — Will Howard threw for 213 yards and two touchdowns and Deuce Vaughn rushed for 147 yards and one score as No. 12 Kansas State punched its ticket to the Big 12 Championship Game with a 47-27 victory over Kansas that gave the Wildcats their 14th consecutive win in the Sunflower Showdown.

Amid persistent rain and mist, K-State relied upon its passing game during the first half and then rode Vaughn and its powerful offensive line to the finish line in front of 51,861 at Bill Snyder Family Stadium. K-State will now face TCU in the Big 12 Championship game.

K-State's only losses this season have been to teams currently ranked in the College Football Playoff Top 25. The Wildcats have essentially otherwise rolled.

K-State won the 2012 Big 12 title but will play in its first Big 12 title game since 2003. The Wildcats could've clinched a spot in the 2022 league title game if Texas had lost to Baylor on Friday. With Texas' win, the Wildcats had to beat the Jayhawks in order to face the Horned Frogs.

Although K-State led by nine points at halftime, the margin seemed smaller. Second-year Kansas head coach Lance Leipold has the Jayhawks playing their best football in more than a decade and they wouldn't go down easily.

However, K-State outscored Kansas, 17-6, over the final two quarters, then celebrated with the Governor's Cup trophy presentation in the locker room.

Howard was 11-of-18 for 213 yards and two touchdowns in the opening two quarters. Then Vaughn had 17 carries for 94 yards and one touchdown in the second half, as the Wildcats belled up and drove the ball down the field.

K-State outgained Kansas 443-307 behind a balanced attack — the Wildcats had 230 rushing yards and 213 passing.

K-State limited the Jayhawks to one scoring drive in the second half — an 8-play, 75-yard jaunt that took 8 minutes, 20 seconds and resulted in a 1-yard touchdown run by quarterback Jalon Daniels to cut the Wildcats' lead to 37-27 with 13:29 left in the fourth quarter. But the Jayhawks failed to capitalize on their momentum and misfired on their two-point conversion.

Moments later, Ty Zentner connected on a 27-yard field goal for a 40-27 lead before the Wildcats pounded the ball on the ground 85 yards on eight plays, capped by DJ Giddens' five-yard run into the end zone with 4:30 remaining.

All that remained was the K-State Marching Band playing "Happy Trails."

K-State and Kansas combined for 51 points and 481 total yards in the first half, as the Wildcats led 31-20 heading into the locker room.

K-State opened the scoring when Kansas muffed a punt and the Wildcats recovered, setting up Knowles for a 5-yard touchdown. However, Kansas responded, going 75 yards in nine plays, as Torrey Locklin raced 12 yards into the end zone to tie it at 7-7.

The Wildcats had several exciting plays in the first half, the first of which came when Howard demonstrated his recognition and patience in finding wide-open Wheeler for a 42-yard touchdown.

Moments later, and pinned deep in its own territory, Kansas right tackle Bryce Cabeldue was called for holding in the end zone for a safety and the Wildcats led 16-7. The Wildcats drove again, and Knowles raced four yards for another touchdown and a 23-7 lead.

### SCORING SUMMARY

Team	Qtr/Time	Scoring Play	Conversion	Plays-Yds-TOP	Score
KS	1st/13:05	Knowles 5 yd run	Zentner kick	1-5-0:05	0-7
KU	1st/7:49	Locklin 12 yd run	Piepergerdes kick	9-75-5:16	7-7
KS	1st/5:06	Wheeler 42 yd pass from Howard	Zentner kick	7-75-2:43	7-14
KS	1st/4:11	Safety			7-16
KS	1st/1:37	Knowles 4 yd run	Zentner kick	9-61-2:28	7-23
KU	2nd/11:56	Neal 11 yd run	Piepergerdes kick	11-75-4:41	14-23
KS	2nd/9:09	Brooks 14 yd pass from Howard	Zentner kick	5-92-2:42	14-30
KU	2nd/4:57	Neal 3 yd run	Piepergerdes kick	7-75-4:12	21-30
KS	3rd/6:59	Vaughn 1 yd run	Zentner kick	8-38-4:15	21-37
KU	4th/13:39	Daniels 1 yd run	Bean pass failed	16-75-8:20	27-37
KS	4th/11:00	Zentner 27 yd field goal		6-22-2:28	27-40
KS	4th/4:30	Giddens 5 yd run	Zentner kick	8-85-4:44	27-47

### STATISTICAL LEADERS

#### ► Kansas

Rushing	Att	Yds	TD	Long	Avg
Neal	16	59	2	11	3.7
Daniels	8	51	1	25	6.4
Locklin	6	17	1	12	2.8

Passing	C-A-I	Yds	TD	Lg	Sack
Daniels	20-32-0	168	0	33	1
Bean	1-1-0	12	0	12	0

Receiving	Rec	Yds	TD	Lg
Fairchild	4	41	0	16
Arnold	4	26	0	10
Casey	4	23	0	11
Grimm	3	48	0	33
Locklin	2	23	0	20
Neal	2	10	0	6

#### ► Kansas State

Rushing	Att	Yds	TD	Lg	Avg
Vaughn	25	147	1	32	5.9
Giddens	9	44	1	11	4.9
Knowles	3	38	2	29	12.7

Passing	C-A-I	Yds	TD	Lg	Sack
Howard	11-21-0	213	2	80	2

Receiving	Rec	Yds	TD	Lg
Vaughn	2	82	0	80
Brooks	2	38	1	24
Warner	2	22	0	13
Knowles	2	10	0	11
Wheeler	1	42	1	42
Sinnott	1	11	0	11
Giddens	1	8	0	8

## 2022 DR. PEPPER BIG 12 CHAMPIONSHIP

10/13/10 K-STATE	7	7	7	7	3	-	31
3/3/3 TCU	7	3	7	11	0	-	28

Dec. 3 | AT&T Stadium | Arlington, Texas | 11:11 a.m. | Att: 69,335



DEUCE VAUGHN

### TEAM STATISTICS

	K-STATE	TCU
<b>FIRST DOWNS</b>	<b>20</b>	<b>18</b>
Rushing	9	9
Passing	11	7
Penalty	0	2
<b>NET YARDS RUSHING</b>	<b>205</b>	<b>218</b>
Rushing Attempts	44	37
Average Per Rush	4.7	5.9
Rushing Touchdowns	2	2
Yards Gained Rushing	243	228
Yards Lost Rushing	38	10
<b>NET YARDS PASSING</b>	<b>199</b>	<b>251</b>
Completions-Attempts-Int	18-32-0	18-36-1
Average Per Attempt	6.2	7.0
Average Per Completion	11.1	13.9
Passing Touchdowns	2	1
<b>TOTAL OFFENSE YARDS</b>	<b>404</b>	<b>469</b>
Total offense plays	76	73
Average Gain Per Play	5.3	6.4
<b>Fumbles: Number-Lost</b>	<b>1-1</b>	<b>1-1</b>
<b>Penalties: Number-Yards</b>	<b>4-40</b>	<b>4-45</b>
<b>PUNTS-YARDS</b>	<b>7-319</b>	<b>5-224</b>
Average Yards Per Punt	45.6	44.8
Net Yards Per Punt	41.7	42.0
Inside 20	4	0
50+ Yards	2	0
Touchbacks	1	0
Fair catch	1	3
<b>KICKOFFS-YARDS</b>	<b>5-285</b>	<b>6-367</b>
Average Yards Per Kickoff	57.0	61.2
Net Yards Per Kickoff	36.8	38.2
Touchbacks	1	0
<b>Punt returns: Number-Yards-TD</b>	<b>2-14-0</b>	<b>2-7-0</b>
Average Per Return	7.0	3.5
<b>Kickoff returns: Number-Yds-TD6-138-0</b>	<b>4-76-0</b>	
Average Per Return	23.0	19.0
<b>Interceptions: Number-Yds-TD</b>	<b>1-0-0</b>	<b>0-0-0</b>
<b>Fumble Returns: Number-Yds-TD</b>	<b>0-0-0</b>	<b>0-0-0</b>
<b>Possession Time</b>	<b>32:00</b>	<b>28:00</b>
1st Quarter	6:22	8:38
2nd Quarter	9:52	5:08
3rd Quarter	8:18	6:42
4th Quarter	7:28	7:32
<b>Third-Down Conversions</b>	<b>5 of 16</b>	<b>2 of 15</b>
<b>Fourth-Down Conversions</b>	<b>2 of 3</b>	<b>3 of 4</b>
<b>Red-Zone Scores-Chances</b>	<b>3-3</b>	<b>3-5</b>
Touchdowns	2-3	3-5
Field goals	1-3	0-5
<b>Sacks By: Number-Yards</b>	<b>1-9</b>	<b>3-28</b>
<b>PAT Kicks</b>	<b>4-4</b>	<b>2-2</b>
<b>Field Goals</b>	<b>1-1</b>	<b>2-3</b>

### Game Notes

• Kansas State earned its fourth conference championship in school history and the third in the Big 12 era... K-State is now tied for second in conference history with three Big 12 titles, joining Baylor and Texas... The Wildcats' first conference championship was in 1934 when they went 5-0 in Big 6 play... K-State won its first Big 12 title in 2003 with a 35-7 victory over No. 1 Oklahoma, while the Wildcats went 8-1 in Big 12 play in 2012 to claim the title as there was no Big 12 Championship Game conducted that season.

• The victory gave the Wildcats their 11th season with 10 or more wins and the first since an 11-win campaign in 2012, which was also the last time K-State won a conference championship... All but one of those campaigns had the Wildcats with 10 victories prior to a bowl appearance.

• K-State took down its third top-10 opponent of the season, the other two being a win at then-No. 6 Oklahoma and a home victory against then-No. 9 Oklahoma State... It is the first time in school history the Wildcats defeated multiple top-10 teams in a season... The Wildcats are now 6-3 in their last nine games against top-10 teams taking back to Nov. 18, 2017, a span that began with a 45-40 victory at No. 10 Oklahoma State... In the previous 16 meetings with top-10 opponents, the Wildcats were 1-15... Head coach Chris Klieman is now 7-6 all-time against AP Top-10 teams, including a 5-2 record at K-State.

• Kansas State earned its fourth all-time overtime victory and first since a 42-35 victory at Texas Tech in 2017... The Wildcats avenged an overtime loss in the 1998 Big 12 Championship against Texas A&M.

### OT FIELD GOAL LIFTS CATS TO BIG 12 TITLE

ARLINGTON, Texas — No. 10 Kansas State used a monster fourth-down stop in overtime and Ty Zentner drilled a 31-yard field goal as the Wildcats outlasted No. 3 TCU in a 31-28 thriller to capture the 2022 Big 12 Championship at AT&T Stadium.

In what became an instant classic in K-State lore, the Wildcats captured their first Big 12 title since 2012, their first victory in a Big 12 Championship Game since 2003, and reached the top of the mountain in one of the best conferences in the Football Bowl Subdivision.

Afterward, confetti shot into the air, and K-State head coach Chris Klieman hoisted the Big 12 trophy.

K-State reached double-digit wins for the first time since the 2012 campaign, in which the Wildcats bounced back from a loss at Baylor to beat No. 23 Texas 48-24 in Manhattan. These Wildcats redeemed themselves from a 38-28 loss to the Horned Frogs earlier this season by handing them their first loss of the season. That's something the Wildcats also did in the 2003 title game when they beat unbeaten Oklahoma.

K-State has now beaten three top-10 opponents this season — the others were at No. 6 Oklahoma and against No. 9 Oklahoma State — for the first time in school history.

TCU had fought back to win five games in which it trailed, most in the FBS, and turned an 11-point deficit into a 28-28 tie behind gutty quarterback Max Duggan, the Big 12 Offensive Player of the Year. Duggan was magnificent — he threw for 251 yards and one touchdown and one interception to go along with 110 rushing yards and one touchdown.

However, K-State received an equally gutty performance from Will Howard, who threw for 199 yards and two touchdowns. Running back Deuce Vaughn was named Big 12 Championship Game Most Outstanding Player after rushing for 130 yards while dashing 44 yards for a score to put the Wildcats ahead 28-17 with 11 minutes, 27 seconds left in the fourth quarter.

Back and forth the teams battled until the very end. TCU answered Vaughn's long touchdown with a 42-yard field goal by Griffin Kell and then an eight-yard rush by Duggan with 1:51 remaining in the fourth quarter. Jared Wiley caught the 2-point conversion for a 28-28 tie and the game went to an extra period.

K-State put the clamps on TCU's offense with perhaps the most important fourth-down stop in school history. Linebacker Daniel Green and nose tackle Eli Huggins stuffed Kendre Miller for no gain at the goal line, giving the Wildcats possession and a chance to win.

Under overtime rules, K-State began its drive at the TCU 25-yard line. The Wildcats rushed five times to set up Zentner's game-winner.

In the end, it came down to a single kick. And Zentner made arguably the biggest field goal in school history. And then he kissed the ground.

### SCORING SUMMARY

Team	Qtr/Time	Scoring Play	Conversion	Plays-Yds-TOP	Score
TCU	1st/5:00	Barber 1 yd pass from Duggan	Kell kick	13-92-6:57	0-7
KS	1st/0:15	Sinnott 6 yd pass from Howard	Zentner kick	6-63-2:15	7-7
KS	2nd/10:16	Howard 1 yd run	Zentner kick	3-59-0:49	14-7
TCU	2nd/0:29	Kell 42 yd field goal		8-56-1:40	14-10
KS	3rd/12:19	Garcia II 25 yd pass from Howard	Zentner kick	4-62-1:35	21-10
TCU	3rd/9:09	Miller 6 yd run	Kell kick	3-30-1:11	21-17
KS	4th/11:27	Vaughn 44 yd run	Zentner kick	6-80-3:28	28-17
TCU	4th/7:34	Kell 42 yd field goal		10-51-3:53	28-20
TCU	4th/1:51	Duggan 8 yd run	Wiley pass from Duggan	8-80-2:56	28-28
KS	OT	Zentner 31 yd field goal		6-12	31-28

### STATISTICAL LEADERS

#### ► Kansas State

Rushing	Att	Yds	TD	Long	Avg
Vaughn	26	130	1	44	5.0
Knowles	2	48	0	40	24.0
Giddens	6	29	0	8	4.8
Brooks	1	4	0	4	4.0
Howard	8	-3	1	8	-0.4

Passing	C-A-I	Yds	TD	Lg	Sack
Howard	18-32-0	199	2	40	3

Receiving	Rec	Yds	TD	Lg
Brooks	6	48	0	15
Warner	5	22	0	7
Sinnott	2	32	1	26
Vaughn	2	30	0	18
Garcia II	2	27	1	25
Knowles	1	40	0	40

#### ► TCU

Rushing	Att	Yds	TD	Lg	Avg
Duggan	15	110	1	40	7.3
Miller	17	82	1	21	4.8
Demercado	4	27	0	16	6.8

Passing	C-A-I	Yds	TD	Lg	Sack
Duggan	18-36-1	251	1	53	1

Receiving	Rec	Yds	TD	Lg
Johnston	4	139	0	53
Wiley	4	28	0	11
Barber	3	26	1	16
Davis	2	25	0	21
Miller	2	1	0	6
Battle	1	21	0	21
Williams	1	6	0	6
Spivey	1	5	0	5






**2022  
STANDINGS**

	BIG 12 CONFERENCE				OVERALL				BOWL GAME VS. OPPONENT
	W-L	PCT	PF	PA	W-L	PCT	PF	PA	
Kansas State ◀	7-2	.778	317	204	10-3	.769	432	261	Allstate Sugar Bowl vs. Alabama
TCU	9-0	1.000	257	230	12-1	.923	524	325	CFP Semifinal at the Vrbo Fiesta Bowl vs. Michigan
Texas	6-3	.667	316	204	8-4	.667	428	254	Valero Alamo Bowl vs. Washington
Texas Tech	5-4	.556	293	287	7-5	.583	403	254	TaxAct Texas Bowl vs. Ole Miss
Oklahoma State	4-5	.444	226	284	7-5	.583	381	352	Guaranteed Rate Bowl vs. Wisconsin
Baylor	4-5	.444	403	319	6-6	.500	272	276	Lockheed Martin Armed Forces Bowl vs. Air Force
Oklahoma	3-6	.333	268	325	6-6	.500	395	355	Cheez-It Bowl vs. Florida State
Kansas	3-6	.333	271	339	6-6	.500	410	406	AutoZone Liberty Bowl vs. Arkansas
West Virginia	3-6	.333	238	340	5-7	.417	367	395	
Iowa State	1-8	.111	147	216	4-8	.333	242	243	
◀ Big 12 Champion									

## TEAM STATISTICS

SCORING OFFENSE	G	TD	FG	XPT	2XP	DXP	SAF	PTS	AVG/G
1. TCU	13	68	17	61	2	0	0	524	40.31
2. Texas	12	53	19	53	0	0	0	428	35.67
3. Kansas	12	56	7	53	0	0	0	410	34.17
4. Texas Tech	12	50	18	45	2	0	0	403	33.58
5. Baylor	12	54	8	49	2	0	1	403	33.58
6. <b>Kansas State</b>	<b>13</b>	<b>54</b>	<b>18</b>	<b>52</b>	<b>0</b>	<b>0</b>	<b>1</b>	<b>432</b>	<b>33.23</b>
7. Oklahoma	12	51	11	50	1	1	1	395	32.92
8. Oklahoma State	12	45	21	42	1	0	2	381	31.75
9. West Virginia	12	47	14	39	1	1	0	367	30.58
10. Iowa State	12	29	13	27	1	0	0	242	20.17

SCORING DEFENSE	G	TD	FG	XPT	2XP	DXP	SAF	PTS	AVG/G
1. <b>Kansas State</b>	<b>13</b>	<b>31</b>	<b>16</b>	<b>23</b>	<b>2</b>	<b>0</b>	<b>0</b>	<b>261</b>	<b>20.08</b>
2. Iowa State	12	30	11	30	0	0	0	243	20.25
3. Texas	12	30	14	28	1	0	1	254	21.17
4. TCU	13	41	13	40	0	0	0	325	25.00
5. Baylor	12	40	13	36	0	1	1	319	26.58
6. Oklahoma State	12	44	14	38	4	0	0	352	29.33
7. Texas Tech	12	41	22	40	1	0	0	354	29.50
8. Oklahoma	12	45	14	41	1	0	0	355	29.58
9. West Virginia	12	50	15	46	1	1	0	395	32.92
10. Kansas	12	51	16	46	2	0	1	406	33.83

RUSHING OFFENSE	G	ATT	YDS	AVG	TD	YDS/G
1. Oklahoma	12	521	2599	4.99	25	216.58
2. Kansas State	13	530	2725	5.14	30	209.62
3. TCU	13	497	2600	5.23	33	200.00
4. Texas	12	452	2395	5.30	28	199.58
5. Kansas	12	412	2336	5.67	27	194.67
6. Baylor	12	509	2329	4.58	34	194.08
7. West Virginia	12	445	2058	4.62	24	171.50
8. Texas Tech	12	477	1830	3.84	25	152.50
9. Oklahoma State	12	450	1580	3.51	20	131.67
10. Iowa State	12	393	1296	3.30	10	108.00

RUSHING DEFENSE	G	ATT	YDS	AVG	TD	YDS/G
1. Iowa State	12	403	1288	3.20	8	107.33
2. Texas	12	441	1476	3.35	13	123.00
3. Baylor	12	429	1651	3.85	22	137.58
4. <b>Kansas State</b>	<b>13</b>	<b>452</b>	<b>1936</b>	<b>4.28</b>	<b>14</b>	<b>148.92</b>
5. TCU	13	474	1943	4.10	21	149.46
6. West Virginia	12	434	1795	4.14	24	149.58
7. Texas Tech	12	473	1997	4.22	16	166.42
8. Oklahoma State	12	447	2056	4.60	21	171.33
9. Oklahoma	12	510	2268	4.45	27	189.00
10. Kansas	12	512	2324	4.54	32	193.67

PASS OFFENSE	G	CMP	ATT	INT	PCT.	YDS	AVG	TD	YDS/G
1. Texas Tech	12	324	529	17	61.25	3684	6.96	25	307.00
2. Oklahoma State	12	278	493	16	56.39	3405	6.91	22	283.75
3. TCU	13	264	402	4	65.67	3549	8.83	31	273.00
4. Iowa State	12	313	479	15	65.34	3141	6.56	19	261.75
5. Oklahoma	12	237	383	8	61.88	3067	8.01	26	255.58
6. Baylor	12	236	369	11	63.96	2821	7.64	17	235.08
7. Texas	12	217	358	7	60.61	2769	7.73	21	230.75
8. Kansas	12	205	315	6	65.08	2763	8.77	27	230.25
9. West Virginia	12	254	425	12	59.76	2730	6.42	20	227.50
10. <b>Kansas State</b>	<b>13</b>	<b>224</b>	<b>354</b>	<b>4</b>	<b>63.28</b>	<b>2737</b>	<b>7.73</b>	<b>21</b>	<b>210.54</b>

PASS DEFENSE	G	CMP	ATT	INT	PCT.	YDS	AVG	TD	YDS/G
1. Iowa State	12	190	322	7	59.01	2139	6.64	20	178.25
2. <b>Kansas State</b>	<b>13</b>	<b>255</b>	<b>441</b>	<b>16</b>	<b>57.82</b>	<b>2820</b>	<b>6.39</b>	<b>16</b>	<b>216.92</b>
3. Baylor	12	241	395	13	61.01	2793	7.07	16	232.75
4. TCU	13	243	451	14	53.88	3063	6.79	19	235.62
5. Texas	12	283	446	9	63.45	2868	6.43	16	239.00
6. Texas Tech	12	226	384	7	58.85	2977	7.75	21	248.08
7. Kansas	12	258	399	11	64.66	3095	7.76	19	257.92
8. Oklahoma	12	282	461	16	61.17	3138	6.81	18	261.50
9. West Virginia	12	229	386	4	59.33	3152	8.17	22	262.67
10. Oklahoma State	12	270	472	12	57.20	3234	6.85	23	269.50

TOTAL OFFENSE	G	RUSH	PASS	PLAYS	YARDS	AVG/P	TD	YDS/G
1. TCU	13	2600	3549	899	6149	6.84	64	473.00
2. Oklahoma	12	2599	3067	904	5666	6.27	51	472.17
3. Texas Tech	12	1830	3684	1006	5514	5.48	50	459.50
4. Texas	12	2395	2769	810	5164	6.38	49	430.33
5. Baylor	12	2329	2821	878	5150	5.87	51	429.17
6. Kansas	12	2336	2763	727	5099	7.01	54	424.92
7. <b>Kansas State</b>	<b>13</b>	<b>2725</b>	<b>2737</b>	<b>884</b>	<b>5462</b>	<b>6.18</b>	<b>51</b>	<b>420.15</b>
8. Oklahoma State	12	1580	3405	943	4985	5.29	42	415.42
9. West Virginia	12	2058	2730	870	4788	5.5	44	399.00
10. Iowa State	12	1296	3141	872	4437	5.09	29	369.75

TOTAL DEFENSE	G	RUSH	PASS	PLAYS	YARDS	AVG/P	TD	YDS/G
1. Iowa State	12	1288	2139	725	3427	4.73	28	285.58
2. Texas	12	1476	2868	887	4344	4.90	29	362.00
3. <b>Kansas State</b>	<b>13</b>	<b>1936</b>	<b>2820</b>	<b>893</b>	<b>4756</b>	<b>5.33</b>	<b>30</b>	<b>365.85</b>
4. Baylor	12	1651	2793	824	4444	5.39	38	370.33
5. TCU	13	1943	3063	925	5006	5.41	40	385.08
6. West Virginia	12	1795	3152	820	4947	6.03	46	412.25
7. Texas Tech	12	1997	2977	857	4974	5.80	37	414.50
8. Oklahoma State	12	2056	3234	919	5290	5.76	44	440.83
9. Oklahoma	12	2268	3138	971	5406	5.57	45	450.50
10. Kansas	12	2324	3095	911	5419	5.95	51	451.58

KICKOFF RETURNS	G	RET	YDS	TD	LONG	AVG
1. Texas	12	83	3435	0	52	41.39
2. Oklahoma State	12	75	3057	1	98	40.76
<b>3. Kansas State</b>	<b>13</b>	<b>82</b>	<b>3322</b>	<b>0</b>	<b>69</b>	<b>40.51</b>
4. Texas Tech	12	71	2858	0	67	40.25
5. Baylor	12	73	2913	0	37	39.90
6. Iowa State	12	54	2126	0	31	39.37
7. Oklahoma	12	73	2839	0	47	38.89
8. TCU	13	95	3692	0	62	38.86
9. Kansas	12	73	2832	0	38	38.79
10. West Virginia	12	69	2556	0	42	37.04

PUNTING	G	NO	YARDS	AVG/P	PR	AVG	TB	NET/P
1. Oklahoma	12	60	2804	46.73	34	2.83	9	43.17
<b>2. Kansas State</b>	<b>13</b>	<b>54</b>	<b>2415</b>	<b>44.72</b>	<b>40</b>	<b>5.00</b>	<b>5</b>	<b>42.13</b>
3. West Virginia	12	48	2029	42.27	19	2.71	2	41.04
4. Texas Tech	12	49	2177	44.43	157	15.70	3	40.00
5. Texas	12	43	1760	40.93	34	3.40	2	39.21
6. Oklahoma State	12	76	3244	42.68	235	8.70	4	38.54
7. Iowa State	12	55	2195	39.91	22	2.20	3	38.42
8. TCU	13	52	2060	39.62	29	5.80	3	37.90
9. Baylor	12	38	1571	41.34	66	4.71	4	37.50
10. Kansas	12	37	1459	39.43	73	7.30	3	35.84

PUNT RETURNS	G	RET	YDS	TD	LONG	AVG
<b>1. Kansas State</b>	<b>13</b>	<b>13</b>	<b>184</b>	<b>2</b>	<b>76</b>	<b>14.15</b>
2. Oklahoma	12	11	146	0	41	13.27
3. Baylor	12	15	189	1	72	12.60
4. TCU	13	24	270	2	82	11.25
5. Texas	12	17	169	1	29	9.94
6. Oklahoma State	12	14	126	1	23	9.00
7. Texas Tech	12	16	110	0	20	6.88
8. West Virginia	12	12	73	0	27	6.08
9. Iowa State	12	12	65	0	16	5.42
10. Kansas	12	4	15	0	16	3.75

SACKS BY	G	SACKS	YARDS	SACKS/GM
1. Texas Tech	12	29	171	2.42
2. Texas	12	27	173	2.25
3. Oklahoma	12	26	199	2.17
West Virginia	12	26	186	2.17
<b>5. Kansas State</b>	<b>13</b>	<b>28</b>	<b>172</b>	<b>2.15</b>
6. TCU	13	26	155	2.00
Oklahoma State	12	24	138	2.00
Kansas	12	24	142	2.00
Baylor	12	24	176	2.00
10. Iowa State	12	18	141	1.50

RED ZONE OFFENSE	G	REDZONE	PERCENT	TDS	R/P	FG-ATT
1. Texas Tech	12	46-50	92.00	35	23/12	11-13
2. West Virginia	12	42-46	91.30	29	19/10	13-14
<b>3. Kansas State</b>	<b>13</b>	<b>47-52</b>	<b>90.38</b>	<b>31</b>	<b>21/10</b>	<b>16-19</b>
4. Texas	12	49-55	89.09	35	20/15	14-16
5. Oklahoma State	12	44-50	88.00	29	17/12	15-15
6. Kansas	12	48-56	85.71	41	23/18	7-11
7. Oklahoma	12	38-45	84.44	31	21/10	7-8
8. TCU	13	45-55	81.82	37	22/15	8-10
9. Baylor	12	42-52	80.77	37	29/8	5-6
10. Iowa State	12	31-44	70.45	22	9/13	9-15

RED ZONE DEFENSE	G	REDZONE	PERCENT	TDS	R/P	FG-ATT
1. Texas Tech	12	39-53	73.58	23	14/9	16-22
2. Texas	12	29-38	76.32	19	10/9	10-12
<b>3. Kansas State</b>	<b>13</b>	<b>29-36</b>	<b>80.56</b>	<b>23</b>	<b>13/10</b>	<b>6-8</b>
4. West Virginia	12	36-43	83.72	29	19/10	7-8
5. Kansas	12	48-57	84.21	35	27/8	13-16
6. TCU	13	38-45	84.44	28	19/9	10-12
7. Oklahoma	12	45-53	84.91	36	25/11	9-9
8. Oklahoma State	12	37-41	90.24	24	13/11	13-13
9. Iowa State	12	29-32	90.63	22	7/15	7-8
10. Baylor	12	41-45	91.11	30	20/10	11-13

TURNOVER MARGIN	G	-----GAINED-----			-----LOST-----			MAR	PER/G
		FUM	INT	TOT	FUM	INT	TOT		
1. <i>Kansas State</i>	13	6	4	10	8	16	24	14	1.08
2. TCU	13	6	4	10	5	14	19	9	0.69
3. Oklahoma	12	6	8	14	5	16	21	7	0.58
4. Kansas	12	10	6	16	9	11	20	4	0.33
5. Baylor	12	6	11	17	6	13	19	2	0.17
6. Texas	12	5	7	12	4	9	13	1	0.08
7. Oklahoma State	12	5	16	21	5	12	17	-4	-0.33
8. Iowa State	12	7	15	22	8	7	15	-7	-0.58
9. West Virginia	12	6	12	18	6	4	10	-8	-0.67
10. Texas Tech	12	6	17	23	7	7	14	-	-0.75

## INDIVIDUAL STATISTICS

RUSHING	TEAM	CL	G	ATT	YDS	AVG	TD	LONG	YDS/G
1. Robinson, Bijan	UT	Jr.	12	258	1580	6.12	18	78	131.67
2. Gray, Eric	OU	Sr.	12	213	1366	6.41	11	54	113.83
<b>3. Vaughn, Deuce</b>	<b>KS</b>	<b>Jr.</b>	<b>13</b>	<b>271</b>	<b>1425</b>	<b>5.26</b>	<b>8</b>	<b>69</b>	<b>109.62</b>
4. Miller, Kendre	TCU	Jr.	13	216	1342	6.21	17	75	103.23
5. Neal, Devin	KU	So.	12	171	1061	6.20	9	80	88.42

PASSING	TEAM	CL	G	CMP	ATT	INT	PCT.	YDS	TD	AVG/G
1. Gabriel, Dillon	OU	Jr.	11	216	343	6	62.97	2925	24	265.91
2. Sanders, Spencer	OS	Sr.	10	212	368	9	67.61	2642	17	264.20
3. Duggan, Max	TCU	Sr.	13	239	368	4	64.95	3321	30	255.46
4. Dekkers, Hunter	IS	So.	12	302	457	14	66.08	3044	19	253.67
5. Shapen, Blake	BU	So.	12	222	345	10	64.35	2602	16	216.83

TOTAL OFFENSE	TEAM	CL	G	RUSH	PASS	PLAYS	TOTAL	YDS/G
1. Sanders, Spencer	OS	Sr.	10	391	2642	475	3033	303.30
2. Gabriel, Dillon	OU	Jr.	11	298	2925	418	3223	293.00
3. Duggan, Max	TCU	Sr.	13	404	3321	480	3725	286.54
4. Dekkers, Hunter	IS	So.	12	73	3044	546	3117	259.75
5. Shapen, Blake	BU	So.	12	104	2602	416	2706	225.50

RECEIVING YDS/GAME	TEAM	CL	G	REC	YDS	TD	LONG	AVG/C	YDS/G
1. Hutchinson, Xavier	IS	Sr.	12	107	1171	6	38	97.58	8.92
2. Ford-Wheaton, Bryce	WV	Jr.	12	62	675	7	67	56.25	5.17
3. Presley, Brennan	OS	Jr.	12	61	739	2	55	61.58	5.08
4. Noel, Jaylin	IS	So.	12	60	572	3	54	47.67	5.00
5. Price, Myles	TT	Jr.	10	48	478	2	54	47.80	4.80

ALL PURPOSE	TEAM	CL	G	RUSH	RCV	PR	KR	YDS	AVG/G
1. Robinson, Bijan	UT	Jr.	12	1580	314	0	0	1894	157.83
<b>2. Vaughn, Deuce</b>	<b>KS</b>	<b>Jr.</b>	<b>13</b>	<b>1425</b>	<b>378</b>	<b>0</b>	<b>0</b>	<b>1803</b>	<b>138.69</b>
3. Gray, Eric	OU	Sr.	12	1366	229	0	0	1595	132.92
4. Miller, Kendre	TCU	Jr.	13	1342	116	0	0	1458	112.15
<b>5. Knowles, Malik</b>	<b>KS</b>	<b>Sr.</b>	<b>13</b>	<b>162</b>	<b>719</b>	<b>0</b>	<b>575</b>	<b>1456</b>	<b>112.00</b>

SCORING	TEAM	CL	G	TD	FG	XPT	2XP	PTS	PTS/G
1. Robinson, Bijan	UT	Jr.	12	20	0	0	0	120	10.00
2. Brown, Tanner	OS	Sr.	11	0	21	40	0	103	9.36
3. Auburn, Bert	UT	So.	12	0	19	53	0	110	9.17
4. Kell, Griffin	TCU	Sr.	12	0	16	55	0	103	8.58
5. Miller, Kendre	TCU	Jr.	13	17	0	0	0	102	7.85

FIELD GOALS	TEAM	CL	G	FG	FGA	PCT.	FG/G
1. Brown, Tanner	OS	Sr.	11	21	22	95.45	1.91
2. Auburn, Bert	UT	So.	12	19	24	79.17	1.58
3. Wolff, Trey	TT	Sr.	12	18	21	85.71	1.50
4. Kell, Griffin	TCU	Jr.	12	16	18	88.89	1.33
5. Legg, Casey	WV	Jr.	12	14	15	93.33	1.17

PUNTING	TEAM	CL	G	PUNT	YDS	LONG	AVG
1. Turk, Michael	OU	5th	12	60	2804	67	46.73
<b>2. Zentner, Ty</b>	<b>KS</b>	<b>Sr.</b>	<b>13</b>	<b>54</b>	<b>2415</b>	<b>72</b>	<b>44.72</b>
3. McNamara, Austin	TT	Sr.	12	49	2177	65	44.43
4. Straw, Oliver	WV	Fr.	11	48	2029	63	2.27

PUNT RETURNS	TEAM	CL	G	RET	YDS	TD	LONG	AVG
1. Mims Jr., Marvin	OU	Jr.	12	9	137	0	41	15.22
2. Milton, Tarique	UT	Sr.	12	1	15	0	15	15.00
3. Nabors, Jordan	BU	Fr.	9	4	58	0	25	14.50





## XII ALL-BIG 12 TEAMS

### COACHES' TEAMS

#### FIRST TEAM OFFENSE

POS	PLAYER, SCHOOL	CL
QB	Max Duggan, TCU	Sr.
RB	Kendre Miller, TCU	Jr.
RB	Bijan Robinson, Texas	Sr.
FB	<b>BEN SINNOTT, K-STATE</b>	<b>SO.</b>
WR	Xavier Hutchinson, Iowa State	Sr.
WR	Marvin Mins Jr., Oklahoma	Jr.
WR	Quentin Johnson, TCU	Jr.
TE	Ja'Tavion Sanders, Texas	So.
OL	<b>COOPER BEEBE, K-STATE</b>	<b>JR.</b>
OL	Anton Harrison, Oklahoma	Jr.
OL	Alan Ali, TCU	Sr.
OL	Steve Avila, TCU	Sr.
OL	Zach Frazier, West Virginia	So.
PK	Griffin Kell, TCU	Sr.
KR/PR	Derius Davis, TCU	Sr.

#### FIRST TEAM DEFENSE

POS	PLAYER, SCHOOL	CL
DL	<b>FELIX ANUDIKE-UZOMAH, K-STATE</b>	<b>JR.</b>
DL	Siaki Ika, Baylor	Sr.
DL	Will McDonald IV, Iowa State	Sr.
DL	Tyree Wilson, Texas Tech	Sr.
DL	Dante Stills, West Virginia	5th
LB	Dee Winters, TCU	Sr.
LB	Jaylan Ford, Texas	Jr.
LB	DeMarvion Overshown, Texas	Sr.
DB	<b>JULIUS BRENTS, K-STATE</b>	<b>SR.</b>
DB	Cobee Bryant, Kansas	So.
DB	Jason Taylor II, Oklahoma State	Sr.
DB	Tre'Vius Hodges-Tomlinson, TCU	Sr.
DB	Josh Newton, TCU	Jr.
P	Michael Turk, Oklahoma	6th

OFF PLAYER OF THE YEAR: Max Duggan, TCU

DEF PLAYER OF THE YEAR: FELIX ANUDIKE-UZOMAH, K-STATE

#### SECOND TEAM OFFENSE

POS	PLAYER, SCHOOL	CL
QB	Jalon Daniels, Kansas	Jr.
RB	<b>DEUCE VAUGHN, K-STATE</b>	<b>JR.</b>
RB	Eric Gray, Oklahoma	Sr.
FB	Dillon Doyle, BU/Jared Rus, Iowa State	Sr.
WR	<b>MALIK KNOWLES, K-STATE</b>	<b>SR.</b>
WR	Xavier Worthy, Texas	So.
WR	Bryce Ford-Wheaton, West Virginia	Jr.
TE	Mason Fairchild, KU/Brayden Willis, OU	Jr.
OL	Jacob Gall, Baylor	6th
OL	Connor Galvin, Baylor	5th
OL	Trevor Downing, Iowa State	Sr.
OL	Mike Novitsky, Kansas	Jr.
OL	Kelvin Banks Jr., Texas	Fr.
PK	Tanner Brown, Oklahoma State	Sr.
KR/PR	<b>PHILLIP BROOKS, K-STATE</b>	<b>SR.</b>

#### SECOND TEAM DEFENSE

POS	PLAYER, SCHOOL	CL
DL	Lonnie Phelps, Kansas	Sr.
DL	Ethan Downs, Oklahoma	So.
DL	Brock Martin, Oklahoma State	Sr.
DL	Collin Oliver, Oklahoma State	So.
DL	Keondre Coburn, Texas	Sr.
LB	Dillon Doyle, Baylor	5th
LB	Mason Cobb, Oklahoma State	Jr.
LB	Johnny Hodges, TCU	Jr.
DB	<b>KOBE SAVAGE, K-STATE</b>	<b>JR.</b>
DB	Anthony Johnson Jr., Iowa State	Sr.
DB	T.J. Tampa, Iowa State	Jr.
DB	Kendal Daniels, Oklahoma State	Fr.
DB	Malik Dunlap, Texas Tech	Sr.
P	<b>TY ZENTNER, K-STATE</b>	<b>SR.</b>

ST PLAYER OF THE YEAR: Derius Davis, TCU

COACH OF THE YEAR: Sonny Dykes, TCU

### ASSOCIATED PRESS TEAMS

#### FIRST TEAM OFFENSE

POS	PLAYER, SCHOOL	CL
QB	Max Duggan, TCU	Sr.
RB	Bijan Robinson, Texas	Jr.
RB	Kendre Miller, TCU	Jr.
OT	Connor Galvin, Baylor	Sr.
OT	Anton Harrison, Oklahoma	Sr.
OG	<b>COOPER BEEBE, K-STATE</b>	<b>JR.</b>
OG	Steve Avila, TCU	Sr.
C	Alan Ali, TCU	Sr.
TE	Ja'Tavion Sanders, Texas	So.
WR	Xavier Hutchinson, Iowa State	Sr.
WR	Quentin Johnston, TCU	Jr.
AP	<b>DEUCE VAUGHN, K-STATE</b>	<b>JR.</b>
PK	Griffin Kell, TCU	Sr.

#### SECOND TEAM OFFENSE

POS	PLAYER, SCHOOL	CL
QB	Dillon Gabriel, Oklahoma	Jr.
RB	<b>DEUCE VAUGHN, K-STATE</b>	<b>JR.</b>
RB	Eric Gray, Oklahoma	Sr.
OT	Wanya Morris, Oklahoma	Sr.
OT	Kelvin Banks Jr., Texas	Fr.
OG	Hunter Woodard, Oklahoma State	Sr.
OG	Grant Miller, Baylor	Sr.
C	Zach Frazier, West Virginia	So.
TE	Brayden Willis, Oklahoma	Sr.
WR	Marvin Mims Jr., Oklahoma	Jr.
WR	Xavier Worthy, Texas	So.
AP	Derius Davis, TCU	Sr.
PK	Tanner Brown, Oklahoma State	Sr.

#### FIRST TEAM DEFENSE

POS	PLAYER, SCHOOL	CL
DE	<b>FELIX ANUDIKE-UZOMAH, K-STATE</b>	<b>JR.</b>
DE	Tyree Wilson, Texas Tech	Sr.
DT	Dante Stills, West Virginia	Sr.
DT	Siaki Ika, Baylor	Jr.
LB	Jaylan Ford, Texas	Jr.
LB	DeMarvion Overshown, Texas	Sr.
LB	Dee Winters, TCU	Sr.
CB	Tre'Vius Hodges-Tomlinson, TCU	Sr.
CB	Josh Newton, TCU	Jr.
S	Jason Taylor II, Oklahoma State	Sr.
S	Marquis Waters, Texas Tech	Sr.
P	Michael Turk, Oklahoma	Sr.

#### SECOND TEAM DEFENSE

POS	PLAYER, SCHOOL	CL
DE	Will McDonald IV, Iowa State	Sr.
DE	Lonnie Phelps, Kansas	Jr.
DT	Moro Ojomo, Texas	Sr.
DT	Keondre Coburn, Texas	Sr.
LB	Mason Cobb, Oklahoma State	Jr.
LB	Dillon Doyle, Baylor	Jr.
LB	Johnny Hodges, TCU	Jr.
CB	<b>JULIUS BRENTS, K-STATE</b>	<b>SR.</b>
CB	Cobee Bryant, Kansas	So.
S	Aubrey Burks, West Virginia	So.
S	Al Walcott, Baylor	Sr.
P	<b>TY ZENTNER, K-STATE</b>	<b>SR.</b>

COACH OF THE YEAR: Sonny Dykes, TCU

OFF. PLAYER OF THE YEAR: Max Duggan, TCU

DEF PLAYER OF THE YEAR: FELIX ANUDIKE-UZOMAH, K-STATE

NEWCOMER OF THE YEAR: Dillon Gabriel, OU

KICK RETURNS	TEAM	CL	G	RET	YDS	TD	LONG	AVG	
1.	Nixon, Jaden	OS	RFr.	12	14	385	1	98	27.50
2.	Banks, Shadrach	TCU	So.	13	3	81	0	37	27.00
3.	Preslev, Brennan	OS	Jr.	12	9	238	0	50	26.44

TACKLES	TEAM	CL	G	POS	SOLO	AST	TOTAL	AVG/G
1. Stutsman, Danny	OU	So.	12	LB	61	57	118	9.83
2. Ford, Jaylan	UT	Jr.	12	LB	57	52	109	9.08
3. Merriweather, Krishon	TT	Sr.	12	LB	65	39	104	8.67
4. Ugwoegbu, David	OU	Sr.	12	LB	49	52	101	8.42
5. Overshown, DeMarvion	UT	Sr.	12	LB	49	47	96	8.00
6. Logan Jr., Kenny	KU	So.	12	S	65	31	96	8.00
7. Cobb, Mason	OS	Jr.	12	LB	58	38	96	8.00
8. Kpogba, Lee	WV	Jr.	12	LB	44	48	92	7.67
9. Taylor II, Jason	OS	Sr.	12	S	72	15	87	7.25
10. Miller, Rich	KU	Jr.	12	LB	53	30	83	6.92

SACKS	TEAM	CL	G	POS	SOLO	AST	TOTAL	AVG/G	
1.	Wilson, Tyree	TT	Sr.	10	DL	5	4	7.0	0.70
2.	<b>Anudike-Uzomah, Felix</b>	<b>KS</b>	<b>Jr.</b>	<b>13</b>	<b>DE</b>	<b>8</b>	<b>1</b>	<b>8.5</b>	<b>0.65</b>
3.	Phelps, Lonnie	KU	Jr.	12	DL	7	0	7.0	0.58
	Winters, Dee	TCU	Sr.	13	LB	7	1	7.5	0.58
5.	Horton, Dylan	TCU	Sr.	13	DL	5	3	6.5	0.50

TACKLES FOR LOSS	TEAM	CL	G	POS	TFL	YDS	AVG/G
1. Wilson, Tyree	TT	Sr.	10	LB	14.0	68	1.40
2. Downs, Ethan	OU	So.	12	DL	13.5	53	1.13
3. Cobb, Mason	OS	Jr.	12	LB	13.0	25	1.08
4. Waters, Marquis	TT	Sr.	12	DB	12.5	45	1.04
5. Winters, Dee	TCU	Sr.	13	LB	11.5	51	0.89

FUMBLES FORCED	TEAM	CL	G	NUM	AVG/G	
1.	Walcott, Al	BU	Sr.	12	3	0.25
	Ford, Jaylan	UT	Jr.	12	3	0.25
3.	Lawrence, Key	OU	Jr.	10	2	0.20
4.	Martin, Brock	OS	Sr.	11	2	0.18

FUMBLES RECOVERED	TEAM	CL	G	NUM	AVG/G	
1.	Cox, Jasir	WV	5th	12	2	0.17
	Robinson, Jerome	KU	Fr.	12	2	0.17
	Lemear, Devin	BU	RFr.	12	2	0.17
	Ford, Jaylan	UT	Jr.	12	2	0.17
	Hatcher, Hayden	KU	Jr.	12	2	0.17
	Locklin, Torry	KU	RFr.	12	2	0.17

INTERCEPTIONS	TEAM	CL	G	INT	YDS	TD	INT/GM	
1.	Taylor II, Jason	OS	Sr.	12	6	44	0	0.50
2.	Clark, Bud	TCU	So.	10	4	42	0	0.40
3.	Coldon, C.J.	OU	Sr.	11	4	32	0	0.36
4.	Ford, Jaylan	UT	Jr.	12	4	48	0	0.33
5.	<b>Brents, Julius</b>	<b>KS</b>	<b>Sr.</b>	<b>13</b>	<b>4</b>	<b>0</b>	<b>0</b>	<b>0.31</b>

PASSES DEFENDED	TEAM	CL	G	BRUP	INT	TOTAL	AVG/G	
1.	Newton, Josh	TCU	Jr.	13	12	3	15	1.15
2.	Dunlap, Malik	TT	Sr.	11	11	1	12	1.09
3.	Taylor II, Jason	OS	Sr.	12	7	6	13	1.08
4.	Hodges-Tomlinson, T.	TCU	Sr.	13	11	3	14	1.08
5.	Bryant, Cobee	KU	Fr.	11	8	3	11	1.00

**collegepressbox**  
SINCE 2005 EVERYTHING BUT THE PREGAME MEAL

**2023**

**NATIONAL CHAMPIONSHIP**

**131 Teams**

**10 Conferences**

**42 Bowls**

**25 Awards**

**collegepressbox** is the official  
media website for Division I football

Access and download game notes, quotes, statistics, media guides,  
headshots, logos and more for all FBS schools, conferences,  
postseason games, awards and the College Football Playoff

**For access, please register for an account at:  
[collegepressbox.com/register](https://collegepressbox.com/register)**

 [collegepressbox](https://twitter.com/collegepressbox)

 [collegepressboxvideo](https://www.youtube.com/collegepressboxvideo)